

Texas Education Agency
2022 School Report Card
JERRY R JUNKINS EL (057905279) - DALLAS ISD - DALLAS COUNTY

School Information

District Name:	DALLAS ISD
Campus Type:	Elementary
Total Students:	571
Grade Span:	PK - 05

For more information about this campus, see:

<https://TXschools.gov>

or the Texas Academic Performance Report at:

<https://rptsrv1.tea.texas.gov/perfreport/tapr/2022/index.html>

Accountability Ratings


This measures how much students are learning in each grade and whether or not they are ready for the next grade. It also shows how well a school or district prepares their students for success after high school in college, the workforce, or the military. State accountability ratings are based on three domains: Student Achievement, School Progress, and Closing the Gaps. Scores are scaled from 0 to 100 to align with letter grades.

Overall Rating


Student Achievement

School Progress


Closing the Gaps




85 of 100



77 of 100



89 of 100



89 of 100


Local Accountability Performance Details

This district has an approved local accountability plan. Please contact your district for more information.

Academics


N/A

Culture and Climate



76 of 100







Locally Determined



79 of 100

Distinction Designations

Campuses that earn a rating of A-C are eligible for as many as seven distinction designations that are awarded when a school or district shows exceptional achievement in certain areas.

 Academic Achievement in English/Language Arts/Reading ✓	 Academic Achievement in Mathematics ✓	 Academic Achievement in Science ✗	 Top 25% : Comparative Academic Growth ✗	 Top 25% : Comparative Closing the Gaps ✓	 Postsecondary Readiness ✓
---	---	---	---	--	---

Texas Education Agency
2022 School Report Card
JERRY R JUNKINS EL (057905279) - DALLAS ISD - DALLAS COUNTY

Student Information

This section provides demographic information about JERRY R JUNKINS EL, including attendance rates, enrollment percentages for various student groups, student mobility rates, and class size averages at the campus, district, and state level, where applicable.

	Campus	District	State
Attendance Rate (2020-21)			
	96.9%	92.3%	95.0%
Enrollment by Race/Ethnicity			
African American	33.3%	20.9%	12.8%
Hispanic	51.1%	70.1%	52.8%
White	7.9%	6.0%	26.3%
American Indian	0.2%	0.5%	0.3%
Asian	2.6%	1.2%	4.8%
Pacific Islander	0.5%	0.1%	0.2%
Two or More Races	4.4%	1.2%	2.9%
Enrollment by Student Group			
Economically Disadvantaged	79.5%	85.1%	60.7%
Special Education	8.8%	10.0%	11.6%
Emergent Bilingual/EL	37.0%	47.6%	21.7%
Mobility Rate (2020-21)			
	21.5%	13.5%	13.6%

	Campus	District	State
Class Size Averages by Grade or Subject			
Elementary			
Kindergarten	16.1	17.1	18.7
Grade 1	15.3	16.6	18.7
Grade 2	17.1	16.8	18.6
Grade 3	18.7	16.3	18.7
Grade 4	17.2	16.8	18.8
Grade 5	23.0	17.1	20.2
Grade 6	-	16.5	19.2
Secondary			
English/Language Arts	-	17.4	16.3
Foreign Languages	-	18.5	18.4
Mathematics	-	18.8	17.5
Science	-	18.1	18.5
Social Studies	-	19.4	19.1

School Financial Information (2020-21)

Various financial indicators based on actual data from the prior year are reported for the campus, district, and state. For more information, see: <http://tea.texas.gov/financialstandardreports/>

	Campus	District	State
Instructional Expenditure Ratio	n/a	62.3%	64.2%
Instructional Staff Percent	n/a	63.1%	64.9%

	Campus	District	State
Expenditures per Student			
Total Operating Expenditures	\$9,344	\$12,443	\$11,106
Instruction	\$6,712	\$6,613	\$6,358
Instructional Leadership	\$281	\$371	\$186
School Leadership	\$536	\$779	\$654

Texas Education Agency
2022 School Report Card
JERRY R JUNKINS EL (057905279) - DALLAS ISD - DALLAS COUNTY

STAAR Outcomes

This section provides STAAR performance and Academic Growth outcomes. Academic Growth measures whether students are maintaining performance or improving from year to year

		State	District	Campus	African American	Hispanic	White	American Indian	Asian	Pacific Islander	Two or More Races	Econ Disadv
STAAR Performance Rates at Approaches Grade Level or Above (All Grades Tested)												
All Subjects	2022	74%	67%	77%	67%	80%	96%	100%	100%	*	89%	75%
	2021	67%	60%	67%	52%	71%	90%	*	75%	*	86%	67%
ELA/Reading	2022	75%	66%	82%	81%	81%	100%	*	*	*	88%	81%
	2021	68%	61%	72%	63%	73%	100%	*	*	*	85%	72%
Mathematics	2022	72%	68%	78%	64%	81%	100%	*	*	*	100%	75%
	2021	66%	61%	71%	49%	76%	100%	*	*	*	100%	71%
Science	2022	76%	68%	61%	33%	73%	*	*	*	-	*	58%
	2021	71%	62%	58%	42%	67%	*	-	-	-	67%	59%
STAAR Performance Rates at Meets Grade Level or Above (All Grades Tested)												
All Subjects	2022	48%	41%	48%	39%	52%	61%	100%	60%	*	53%	47%
	2021	41%	34%	36%	22%	43%	48%	*	25%	*	40%	37%
ELA/Reading	2022	53%	43%	55%	55%	51%	70%	*	*	*	75%	52%
	2021	45%	37%	38%	25%	46%	56%	*	*	*	38%	39%
Mathematics	2022	42%	39%	49%	34%	56%	70%	*	*	*	50%	48%
	2021	37%	32%	42%	23%	51%	56%	*	*	*	46%	43%
Science	2022	47%	37%	26%	5%	38%	*	*	*	-	*	26%
	2021	44%	32%	22%	11%	30%	*	-	-	-	17%	22%
STAAR Performance Rates at Masters Grade Level (All Grades Tested)												
All Subjects	2022	23%	18%	26%	19%	31%	26%	60%	60%	*	21%	25%
	2021	18%	14%	17%	7%	24%	19%	*	0%	*	23%	17%
ELA/Reading	2022	25%	19%	31%	30%	33%	20%	*	*	*	50%	27%
	2021	18%	15%	22%	12%	28%	33%	*	*	*	23%	22%
Mathematics	2022	20%	18%	26%	13%	32%	40%	*	*	*	0%	26%
	2021	18%	14%	19%	7%	26%	11%	*	*	*	31%	18%
Science	2022	21%	15%	14%	0%	19%	*	*	*	-	*	14%
	2021	20%	12%	8%	0%	12%	*	-	-	-	17%	8%
Academic Growth Score (All Grades Tested)												
Both Subjects	2022	74	73	81	86	78	77	-	-	-	75	79
	2019	69	70	71	62	72	75	58	88	-	89	70
ELA/Reading	2022	78	77	89	94	88	64	-	-	-	100	87
	2019	68	68	74	65	75	94	-	75	-	93	71
Mathematics	2022	69	69	74	78	69	88	-	-	-	50	72
	2019	70	71	68	60	69	56	-	100	-	86	68
- Indicates there are no students in the group. * Indicates results are masked due to small numbers to protect student confidentiality. n/a Indicates data reporting is not applicable for this group.												