

## 2017-18 School Effectiveness Index (SEI) Report High Schools

	Students	SEI	
			37 ————— 50 ————— 68
1 BRYAN ADAMS	1,779	48.8	<div style="width: 80%;"></div>
2 W.H. ADAMSON	1,297	50.8	<div style="width: 85%;"></div>
3 NEW TECH	341	46.4	<div style="width: 75%;"></div>
5 MOISES E. MOLINA	1,992	49.9	<div style="width: 80%;"></div>
6 HILLCREST	969	49.7	<div style="width: 80%;"></div>
7 THOMAS JEFFERSON	1,511	51.4	<div style="width: 85%;"></div>
8 JUSTIN F. KIMBALL	1,231	48.0	<div style="width: 80%;"></div>
9 LINCOLN	504	40.9	<div style="width: 55%;"></div>
12 L.G. PINKSTON	779	47.9	<div style="width: 75%;"></div>
13 FRANKLIN D. ROOSEVELT	540	41.9	<div style="width: 60%;"></div>
14 W.W. SAMUELL	1,572	45.7	<div style="width: 70%;"></div>
15 SEAGOVILLE HIGH	1,243	46.7	<div style="width: 75%;"></div>
16 SOUTH OAK CLIFF	895	44.0	<div style="width: 65%;"></div>
17 H. GRADY SPRUCE	1,508	47.1	<div style="width: 75%;"></div>
18 SUNSET	1,788	48.4	<div style="width: 80%;"></div>
21 W.T. WHITE	2,016	46.0	<div style="width: 75%;"></div>
22 WOODROW WILSON	1,676	50.5	<div style="width: 85%;"></div>
23 DAVID W. CARTER	922	46.4	<div style="width: 75%;"></div>
24 NORTH DALLAS	889	46.2	<div style="width: 75%;"></div>
25 SKYLINE	3,615	46.2	<div style="width: 75%;"></div>
26 SCHOOL OF SCIENCE & ENGINEERING	423	65.9	<div style="width: 95%;"></div>
28 EMMETT J. CONRAD	1,054	53.2	<div style="width: 80%;"></div>
32 JAMES MADISON	389	45.4	<div style="width: 70%;"></div>
33 SCHOOL OF BUSINESS & MANAGEMENT	477	54.7	<div style="width: 85%;"></div>
34 BOOKER T. WASHINGTON	976	52.4	<div style="width: 80%;"></div>
35 IRMA L. RANGEL YOUNG WOMENS LEADERSHIP SCHOOL	241	60.9	<div style="width: 90%;"></div>
36 SCHOOL OF HEALTH PROFESSIONS	532	53.6	<div style="width: 80%;"></div>
37 SORRELLS SCHOOL OF EDUCATION & SOCIAL SERVICES	322	52.3	<div style="width: 80%;"></div>
38 SANDERS LAW MAGNET	388	58.1	<div style="width: 85%;"></div>
39 SCHOOL FOR THE TALENTED & GIFTED	274	60.1	<div style="width: 90%;"></div>
85 KATHLYN J. GILLIAM	336	51.6	<div style="width: 75%;"></div>
88 TRINIDAD GARZA	428	55.4	<div style="width: 80%;"></div>
90 W.L. LASSITER, JR.	224	60.3	<div style="width: 90%;"></div>
380 WILMER-HUTCHINS HIGH	748	44.7	<div style="width: 65%;"></div>
381 BARACK OBAMA MALE LEADERSHIP ACADEMY	163	52.5	<div style="width: 80%;"></div>
382 IDEA AT J.W. FANNIN	234	46.1	<div style="width: 75%;"></div>
389 JOHN L. PATTON, JR.	123	40.3	<div style="width: 55%;"></div>

## 2017-18 School Effectiveness Index (SEI) Report

### Middle Schools

	Students	SEI	
			37 ————— 50 ————— 68
42	WILLIAM H. ATWELL	645	43.6
43	T.W. BROWNE	468	50.1
44	E.H. CARY	533	48.8
45	E.B. COMSTOCK	698	37.3
46	YOUNG MEN'S LEADERSHIP ACADEMY	842	50.6
47	BENJAMIN FRANKLIN	948	53.4
48	W.H. GASTON	880	51.2
49	W.E. GREINER	1,647	53.0
50	ROBERT T. HILL	807	50.5
51	OLIVER W. HOLMES	650	42.6
52	PIEDMONT GLOBAL ACADEMY	901	47.5
53	J.L. LONG	1,382	50.7
54	THOMAS C. MARSH	862	47.9
55	T.J. RUSK	579	61.4
56	EWELL D. WALKER	670	43.9
57	WILLIAM B. TRAVIS	308	46.5
58	ALEX W. SPENCE	622	45.1
59	L.V. STOCKARD	1,068	49.2
60	BOUDE STOREY	475	49.2
62	BILLY EARL DADE	745	53.9
66	HARRY STONE	224	51.9
68	RAUL QUINTANILLA, SR.	934	60.0
69	SEAGOVILLE MIDDLE	1,231	43.6
71	DALLAS ENVIRONMENTAL SCIENCE	438	58.8
72	SARAH ZUMWALT	324	50.5
73	H.W. LONGFELLOW	414	55.2
74	THOMAS A. EDISON (CLOSED)	456	50.3
75	GEORGE B. DEALEY MONTESSORI	165	53.2
76	HAROLD W. LANG, SR.	749	54.3
77	HECTOR P. GARCIA	694	48.2
79	FRANCISCO F. "PANCHO" MEDRANO	861	49.7
83	SAM TASBY	841	46.5
100	ZAN WESLEY HOLMES, JR.	875	46.2
352	YOUNG WOMEN'S STEAM ACADEMY	1,121	61.5
353	ANN RICHARDS	1,184	49.6
354	KENNEDY-CURRY	646	45.4
355	ALEX SANGER	164	46.4
356	IRMA L. RANGEL YOUNG WOMENS LEADERSHIP SCHOOL	269	56.9
357	BARACK OBAMA MALE LEADERSHIP ACADEMY	224	46.0

# 2017-18 School Effectiveness Index (SEI) Report

## *Middle Schools*

---

	Students	SEI	
			37 ————— 50 ————— 68
359 ROSEMONT MIDDLE	195	52.6	
360 STEAM AT D.A. HULCY	516	50.3	








































## 2017-18 School Effectiveness Index (SEI) Report Elementary Schools

		Students	SEI			
				37	50	68
101	JOHN Q. ADAMS	518	44.5			
103	GABE P. ALLEN	295	47.2			
104	WILLIAM M. ANDERSON	497	48.8			
105	ARCADIA PARK	457	54.8			
107	JOSE "JOE" MAY	413	48.6			
108	BAYLES	337	39.0			
109	WILLIAM A. BLAIR	444	45.1			
110	ANNIE WEBB BLANTON	460	60.0			
112	JAMES BOWIE	330	47.3			
114	JOHN NEELY BRYAN	266	50.5			
115	HARRELL BUDD	305	46.5			
116	DAVID G. BURNET	481	51.6			
117	RUFUS C. BURLESON	465	39.0			
118	W.W. BUSHMAN	298	57.1			
119	CHAPEL HILL	353	50.7			
120	F.P. CAILLET	495	53.6			
121	JOHN W. CARPENTER	209	48.2			
122	C.F. CARR	363	48.5			
125	CASA VIEW	480	54.9			
126	CENTRAL	362	59.9			
128	MARTIN LUTHER KING, JR.	280	44.9			
129	S.S. CONNER	369	50.8			
130	LEILA P. COWART	375	53.0			
131	IGNACIO ZARAGOZA	190	47.2			
133	BARBARA JORDAN	400	45.2			
134	GEORGE B. DEALEY MONTESSORI	372	51.9			
135	EVERETTE LEE DEGOLYER	282	50.4			
136	L.O. DONALD	286	52.8			
137	JULIUS DORSEY	346	58.4			
139	PAUL L. DUNBAR	358	39.2			
141	JILL STONE	249	47.4			
142	J.N. ERVIN	373	48.3			
144	TOM W. FIELD	166	48.0			
145	STEPHEN C. FOSTER	506	48.7			
147	CHARLES A. GILL	565	49.3			
148	TOM C. GOOCH	200	45.7			
149	LENORE KIRK HALL	361	49.5			
152	MARGARET B. HENDERSON	334	58.5			
153	VICTOR H. HEXTER	413	55.3			

































## 2017-18 School Effectiveness Index (SEI) Report Elementary Schools

		Students	SEI	
				37 ————— 50 ————— 68
154	LARRY G. SMITH	538	54.9	
155	C.A. TATUM, JR.	387	47.0	
156	NATHANIEL HAWTHORNE	318	44.4	
157	JAMES S. HOGG	158	53.9	
158	LIDA HOOE	306	50.6	
159	L.L. HOTCHKISS	488	45.9	
160	PERSONALIZED LEARNING	133	51.7	
161	JOHN IRELAND	360	49.8	
162	MOCKINGBIRD	509	57.7	
163	CEDAR CREST	273	44.8	
164	ANSON JONES	428	41.8	
166	EDWIN J. KIEST	512	44.4	
167	KLEBERG	468	52.7	
168	OBADIAH KNIGHT	365	51.6	
169	ARTHUR KRAMER	374	51.1	
170	RICHARD LAGOW	345	46.7	
171	LAKEWOOD	710	51.9	
172	JIMMIE TYLER BRASHEAR	449	57.9	
173	SIDNEY LANIER	447	48.1	
174	GENEVA HEIGHTS	212	47.1	
175	UMPHREY LEE	386	55.4	
176	JACK LOWE, SR.	383	63.3	
177	WILLIAM LIPSCOMB	321	49.2	
178	H.I. HOLLAND	263	48.5	
180	B.H. MACON	362	47.4	
181	MAPLE LAWN	307	48.3	
182	HERBERT MARCUS	575	53.1	
183	THOMAS L. MARSALIS	344	48.2	
184	BEN MILAM	188	44.0	
185	WILLIAM B. MILLER	243	47.1	
186	ROGER Q. MILLS	197	52.7	
187	NANCY MOSELEY	523	48.2	
188	MOUNT AUBURN	445	45.3	
189	CLARA OLIVER	190	46.0	
190	GEORGE PEABODY	381	50.1	
191	ELISHA M. PEASE	257	50.5	
192	JOHN F. PEELER	196	46.5	
193	JOHN J. PERSHING	359	54.7	
194	K.B. POLK	224	44.7	

## 2017-18 School Effectiveness Index (SEI) Report Elementary Schools

	Students	SEI	
			37 ————— 50 ————— 68
195 PRESTON HOLLOW	335	52.3	
196 J.W. RAY (CLOSED)	142	67.8	
197 JOHN H. REAGAN	237	50.0	
198 MARTHA TURNER REILLY	393	56.7	
199 REINHARDT	400	53.6	
200 JOSEPH J. RHOADS	469	39.2	
201 CHARLES RICE	301	58.2	
202 ORAN M. ROBERTS	394	49.1	
203 DAN D. ROGERS	310	54.3	
204 ROSEMONT ELEMENTARY	765	50.8	
205 CLINTON P. RUSSELL	513	46.4	
206 ALEX SANGER	359	53.6	
207 SAN JACINTO	287	47.6	
208 SEAGOVILLE ELEMENTARY	490	47.5	
209 ASCHER SILBERSTEIN	532	51.5	
210 LESLIE A. STEMMONS	540	46.7	
211 STEVENS PARK	452	45.8	
212 HARRY STONE	251	50.1	
213 T.G. TERRY	265	48.2	
215 ROBERT L. THORNTON	259	41.2	
216 EDWARD TITCHE	442	65.1	
217 WILLIAM B. TRAVIS	196	48.7	
218 GEORGE W. TRUETT	734	43.7	
219 ADELLE TURNER	218	48.7	
220 MARK TWAIN	187	46.8	
222 URBAN PARK	467	46.6	
224 WALNUT HILL	221	51.0	
225 DANIEL WEBSTER	349	44.2	
226 MARTIN WEISS	368	50.3	
228 SUDIE L. WILLIAMS	149	55.9	
229 WINNETKA	585	50.3	
230 HARRY C. WITHERS	291	50.8	
232 EDNA ROWE	328	45.5	
233 NATHAN ADAMS	351	51.0	
234 HENRY B. GONZALEZ	472	52.4	
235 BIRDIE ALEXANDER	218	50.7	
236 NANCY J. COCHRAN	309	47.8	
237 JOHN W. RUNYON	407	50.0	
239 ARTURO SALAZAR	461	51.9	

## 2017-18 School Effectiveness Index (SEI) Report Elementary Schools

	Students	SEI	
			37 ————— 50 ————— 68
240 FRANK GUZICK	432	51.4	
244 SEAGOVILLE NORTH	563	46.6	
247 ADELFA B. CALLEJO	446	51.1	
250 WHITNEY M. YOUNG, JR.	320	53.8	
260 LORENZO DE ZAVALA	246	49.2	
263 J.P. STARKS	215	51.4	
264 RONALD E. MCNAIR	363	46.4	
265 ELADIO MARTINEZ	383	50.7	
266 FREDERICK DOUGLASS	299	44.1	
268 JOHN F. KENNEDY (CLOSED)	217	52.4	
269 ONESIMO HERNANDEZ	200	54.8	
270 EDUARDO MATA	400	43.4	
271 JULIAN T. SALDIVAR	455	51.4	
272 MARIA MORENO	304	47.1	
273 PLEASANT GROVE	380	49.9	
274 MARY MCLEOD BETHUNE	553	52.3	
275 LOUISE WOLFF KAHN	399	52.0	
276 GILBERT CUELLAR, SR.	500	48.8	
277 THOMAS TOLBERT	354	46.7	
278 LEONIDES GONZALEZ CIGARROA, M.D.	365	45.2	
279 JERRY R. JUNKINS	414	53.3	
280 ANNE FRANK	734	49.4	
281 CESAR CHAVEZ	310	47.4	
283 ESPERANZA "HOPE" MEDRANO	239	50.5	
284 HIGHLAND MEADOWS	464	49.2	
286 LEE A. MCSHAN, JR.	450	53.9	
287 CELESTINO MAURICIO SOTO, JR.	416	50.7	
289 FELIX G. BOTELLO	372	55.2	
301 WILMER-HUTCHINS ELEMENTARY	645	40.6	
303 THELMA E. PAGE RICHARDSON	509	48.3	
304 GEORGE H.W. BUSH	446	50.0	
305 EBBY HALLIDAY	446	48.1	
306 SOLAR FOR GIRLS	213	60.1	