

2015-16 School Effectiveness Index (SEI) Detail

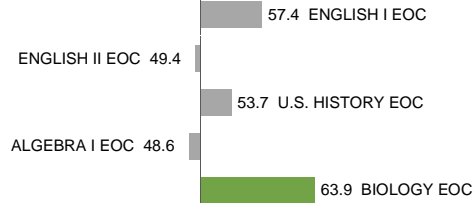
1-BRYAN ADAMS HIGH SCHOOL

Overall SEI: 49.6

State accountability rating: Met Standard

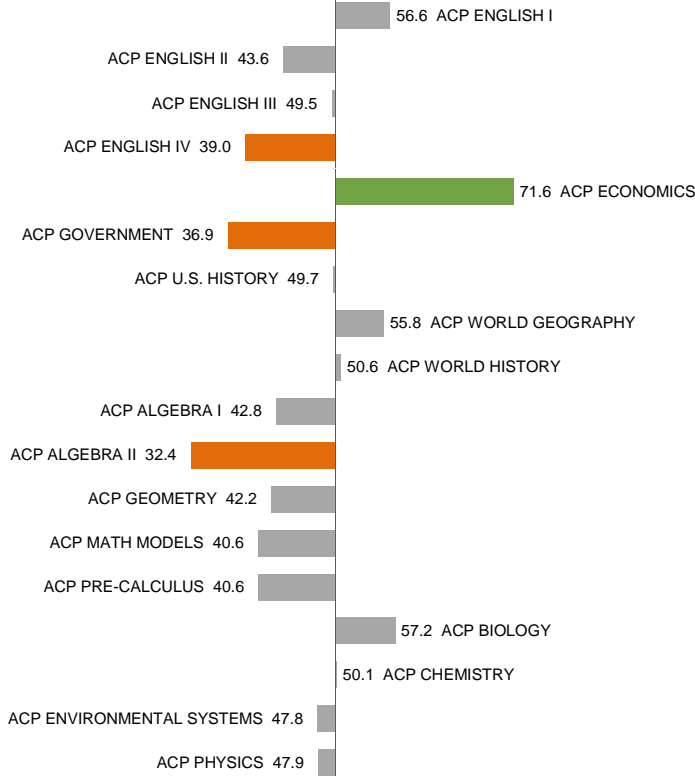
STAAR

Schoolwide



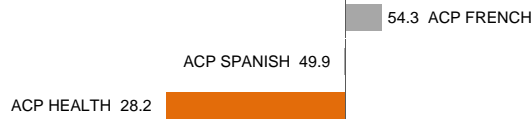
Core ACP

Schoolwide



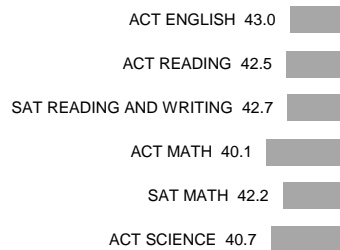
Other ACP

Schoolwide



Other

Grade 12



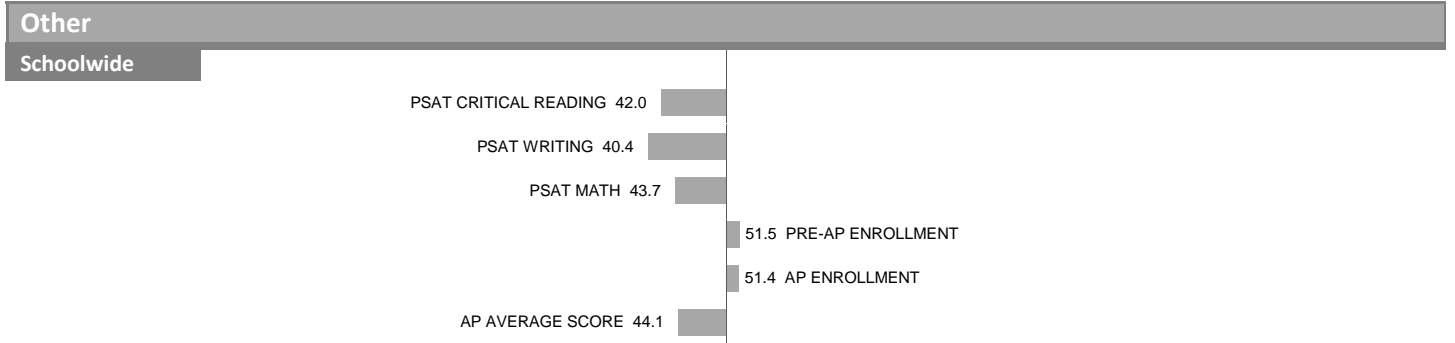
NOTES: "Overall SEI" has an average of 50 and standard deviation of 5; the range for an "average" overall SEI is 45 to 55. Component SEIs (e.g. Grade 5 STAAR READING or PSAT WRITING) each have an average of 50 and standard deviation of 10; the range for an "average" component SEI is 40 to 60. Component SEIs are computed only if at least eight tests are included.

2015-16 School Effectiveness Index (SEI) Detail

1-BRYAN ADAMS HIGH SCHOOL

Overall SEI: 49.6

State accountability rating: Met Standard



NOTES: "Overall SEI" has an average of 50 and standard deviation of 5; the range for an "average" overall SEI is 45 to 55. Component SEIs (e.g. Grade 5 STAAR READING or PSAT WRITING) each have an average of 50 and standard deviation of 10; the range for an "average" component SEI is 40 to 60. Component SEIs are computed only if at least eight tests are included.

2015-16 School Effectiveness Index (SEI) Detail

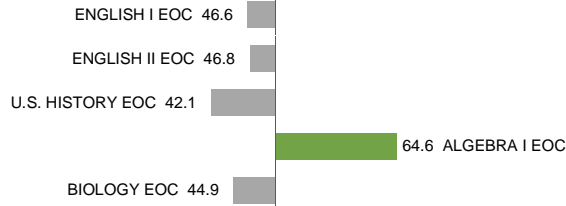
2--W.H. ADAMSON HIGH SCHOOL

Overall SEI: 49.0

State accountability rating: Met Standard

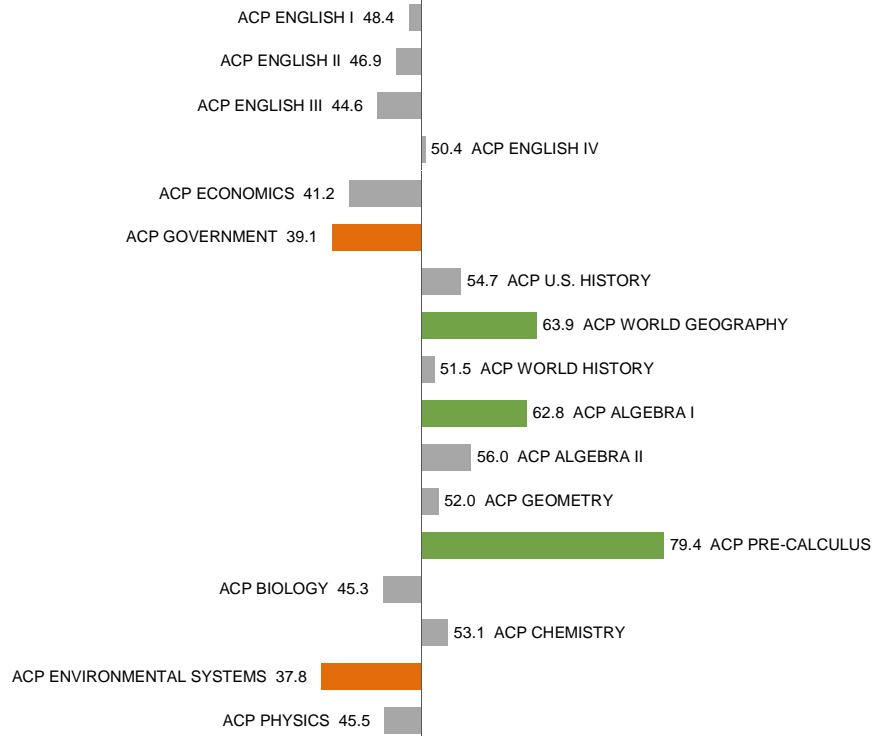
STAAR

Schoolwide



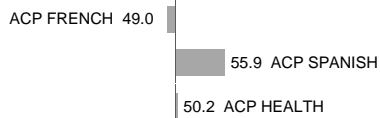
Core ACP

Schoolwide



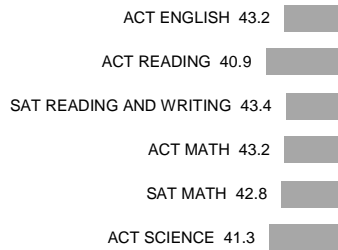
Other ACP

Schoolwide



Other

Grade 12



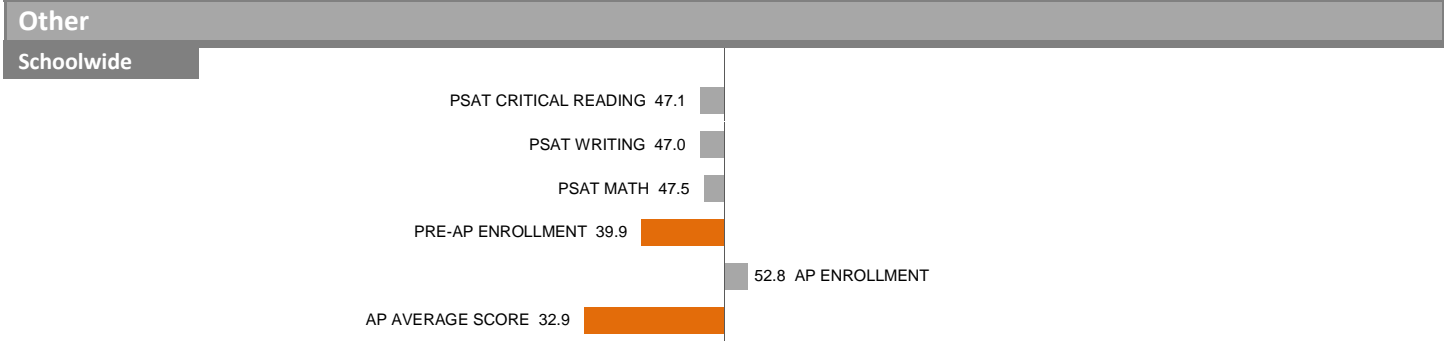
NOTES: "Overall SEI" has an average of 50 and standard deviation of 5; the range for an "average" overall SEI is 45 to 55. Component SEIs (e.g. Grade 5 STAAR READING or PSAT WRITING) each have an average of 50 and standard deviation of 10; the range for an "average" component SEI is 40 to 60. Component SEIs are computed only if at least eight tests are included.

2015-16 School Effectiveness Index (SEI) Detail

2-W.H. ADAMSON HIGH SCHOOL

Overall SEI: 49.0

State accountability rating: Met Standard



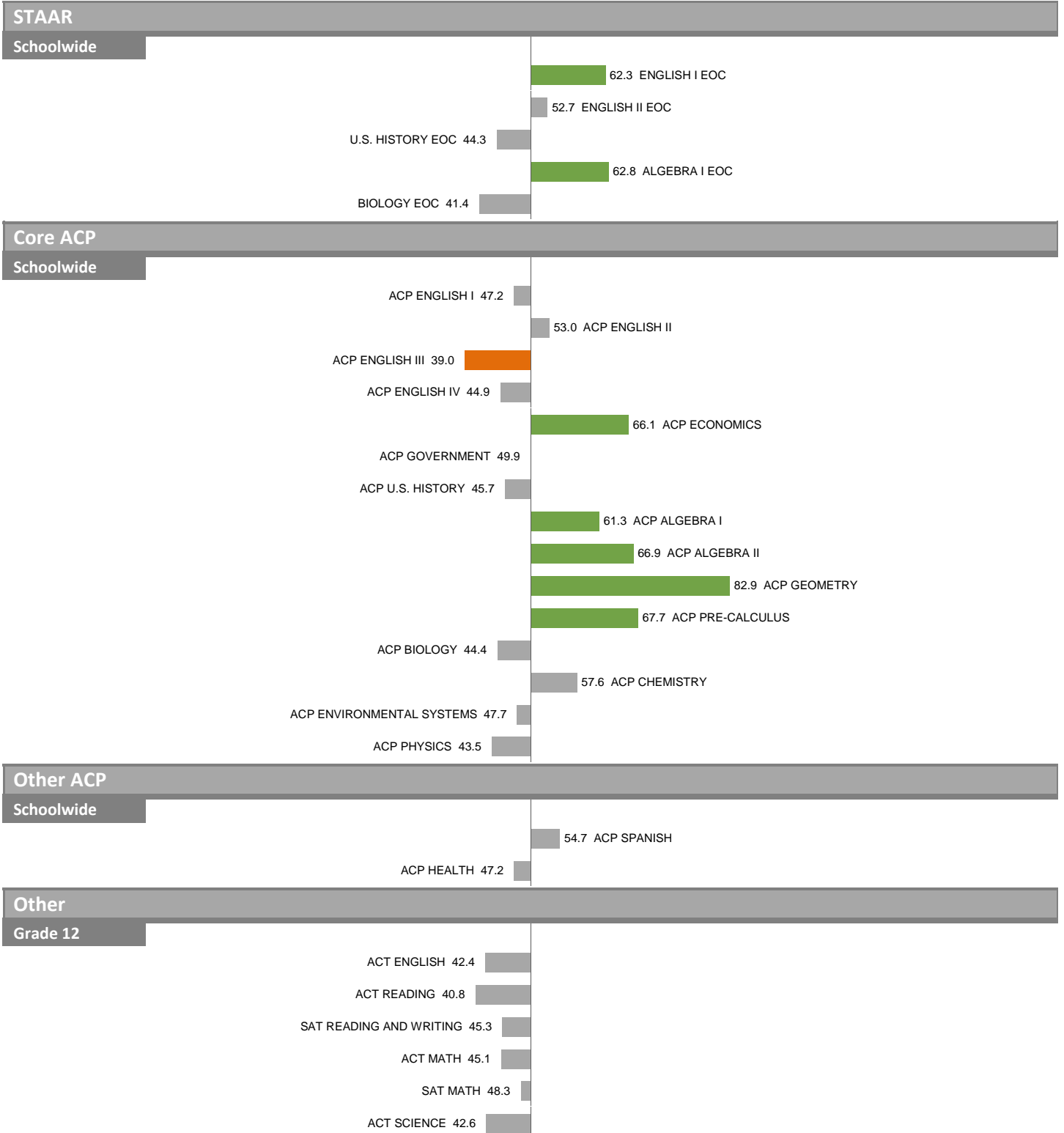
NOTES: "Overall SEI" has an average of 50 and standard deviation of 5; the range for an "average" overall SEI is 45 to 55. Component SEIs (e.g. Grade 5 STAAR READING or PSAT WRITING) each have an average of 50 and standard deviation of 10; the range for an "average" component SEI is 40 to 60. Component SEIs are computed only if at least eight tests are included.

2015-16 School Effectiveness Index (SEI) Detail

5-MOISES E. MOLINA HIGH SCHOOL

Overall SEI: 52.8

State accountability rating: Met Standard



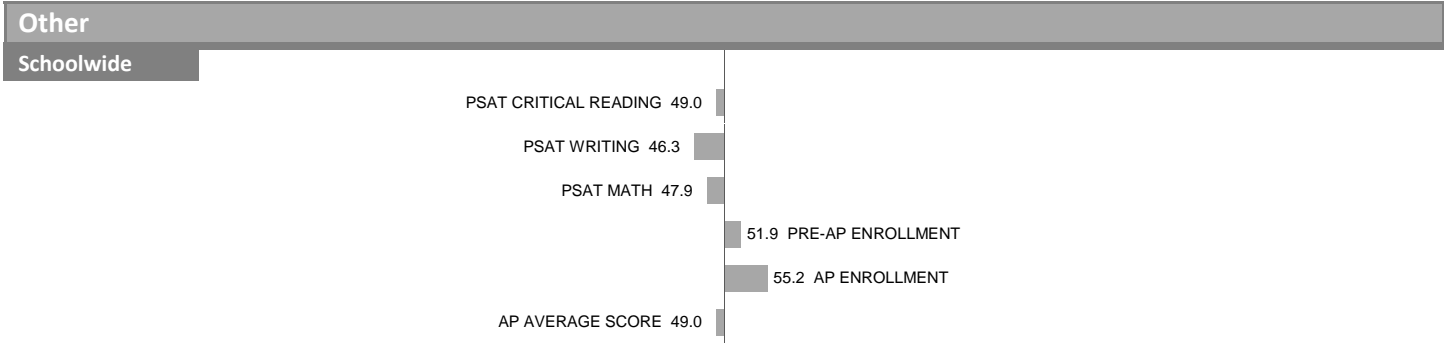
NOTES: "Overall SEI" has an average of 50 and standard deviation of 5; the range for an "average" overall SEI is 45 to 55. Component SEIs (e.g. Grade 5 STAAR READING or PSAT WRITING) each have an average of 50 and standard deviation of 10; the range for an "average" component SEI is 40 to 60. Component SEIs are computed only if at least eight tests are included.

2015-16 School Effectiveness Index (SEI) Detail

5-MOISES E. MOLINA HIGH SCHOOL

Overall SEI: 52.8

State accountability rating: Met Standard



NOTES: "Overall SEI" has an average of 50 and standard deviation of 5; the range for an "average" overall SEI is 45 to 55. Component SEIs (e.g. Grade 5 STAAR READING or PSAT WRITING) each have an average of 50 and standard deviation of 10; the range for an "average" component SEI is 40 to 60. Component SEIs are computed only if at least eight tests are included.

2015-16 School Effectiveness Index (SEI) Detail

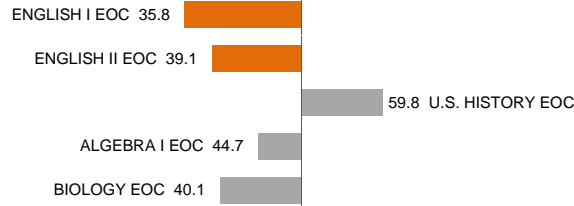
6-HILLCREST HIGH SCHOOL

Overall SEI: 48.2

State accountability rating: Met Standard

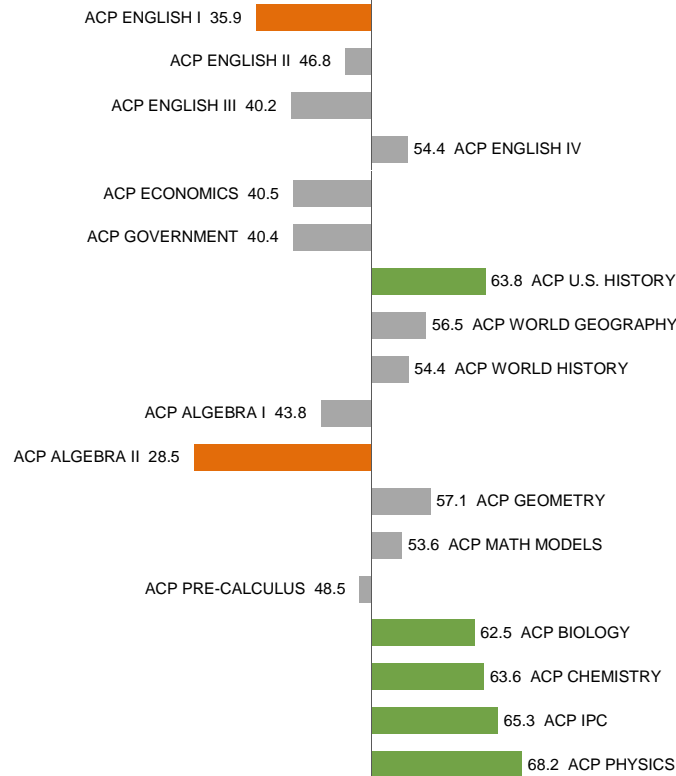
STAAR

Schoolwide



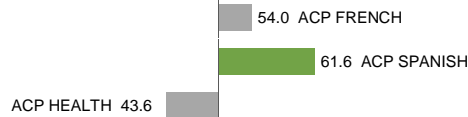
Core ACP

Schoolwide



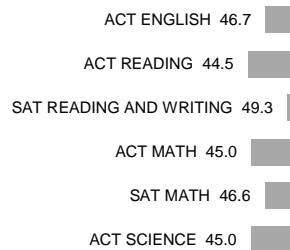
Other ACP

Schoolwide



Other

Grade 12



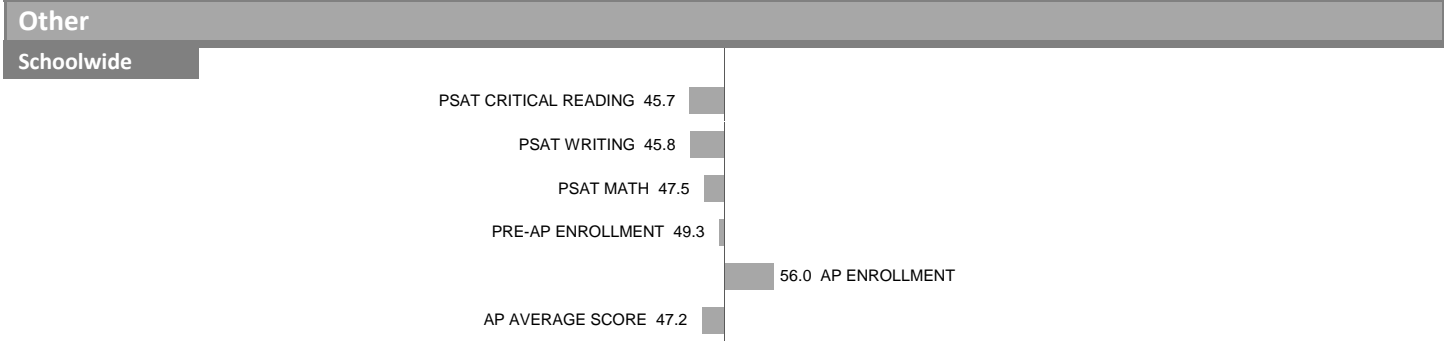
NOTES: "Overall SEI" has an average of 50 and standard deviation of 5; the range for an "average" overall SEI is 45 to 55. Component SEIs (e.g. Grade 5 STAAR READING or PSAT WRITING) each have an average of 50 and standard deviation of 10; the range for an "average" component SEI is 40 to 60. Component SEIs are computed only if at least eight tests are included.

2015-16 School Effectiveness Index (SEI) Detail

6-HILLCREST HIGH SCHOOL

Overall SEI: 48.2

State accountability rating: Met Standard



NOTES: "Overall SEI" has an average of 50 and standard deviation of 5; the range for an "average" overall SEI is 45 to 55. Component SEIs (e.g. Grade 5 STAAR READING or PSAT WRITING) each have an average of 50 and standard deviation of 10; the range for an "average" component SEI is 40 to 60. Component SEIs are computed only if at least eight tests are included.

2015-16 School Effectiveness Index (SEI) Detail

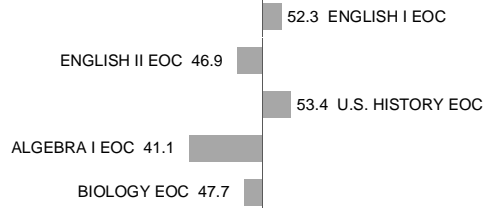
7--THOMAS JEFFERSON HIGH SCHOOL

Overall SEI: 49.6

State accountability rating: Improvement Required

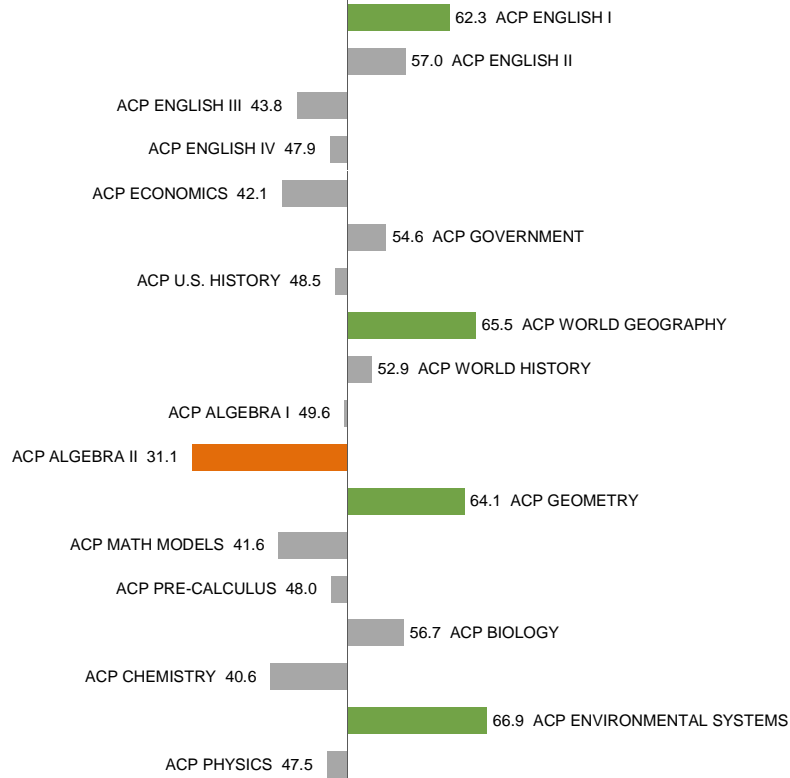
STAAR

Schoolwide



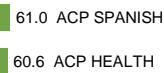
Core ACP

Schoolwide



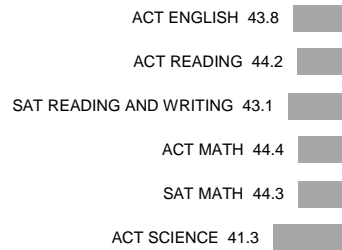
Other ACP

Schoolwide



Other

Grade 12



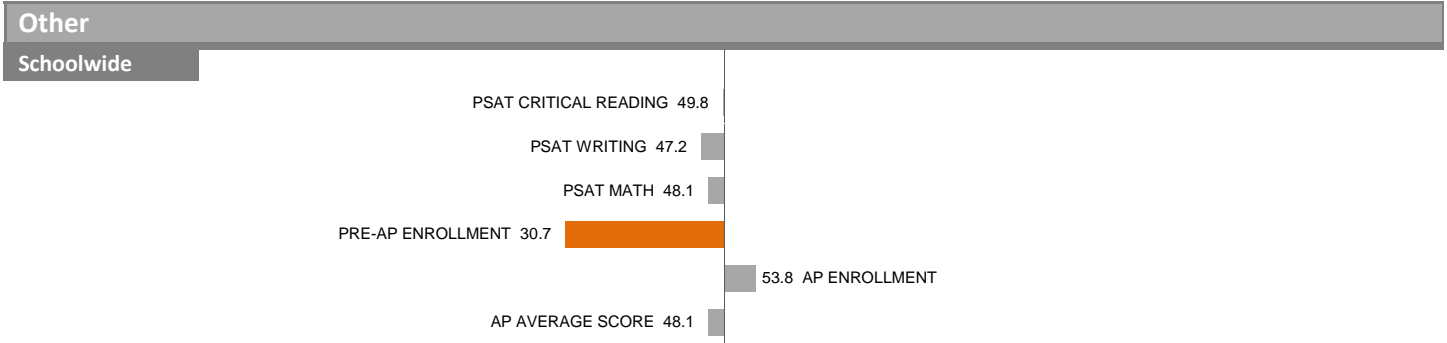
NOTES: "Overall SEI" has an average of 50 and standard deviation of 5; the range for an "average" overall SEI is 45 to 55. Component SEIs (e.g. Grade 5 STAAR READING or PSAT WRITING) each have an average of 50 and standard deviation of 10; the range for an "average" component SEI is 40 to 60. Component SEIs are computed only if at least eight tests are included.

2015-16 School Effectiveness Index (SEI) Detail

7-THOMAS JEFFERSON HIGH SCHOOL

Overall SEI: 49.6

State accountability rating: Improvement Required



NOTES: "Overall SEI" has an average of 50 and standard deviation of 5; the range for an "average" overall SEI is 45 to 55. Component SEIs (e.g. Grade 5 STAAR READING or PSAT WRITING) each have an average of 50 and standard deviation of 10; the range for an "average" component SEI is 40 to 60. Component SEIs are computed only if at least eight tests are included.

2015-16 School Effectiveness Index (SEI) Detail

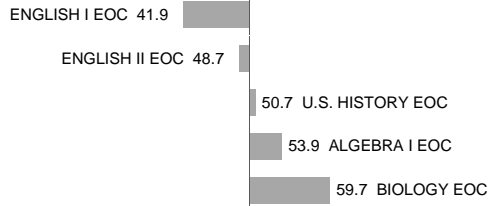
8--JUSTIN F. KIMBALL HIGH SCHOOL

Overall SEI: 50.1

State accountability rating: Met Standard

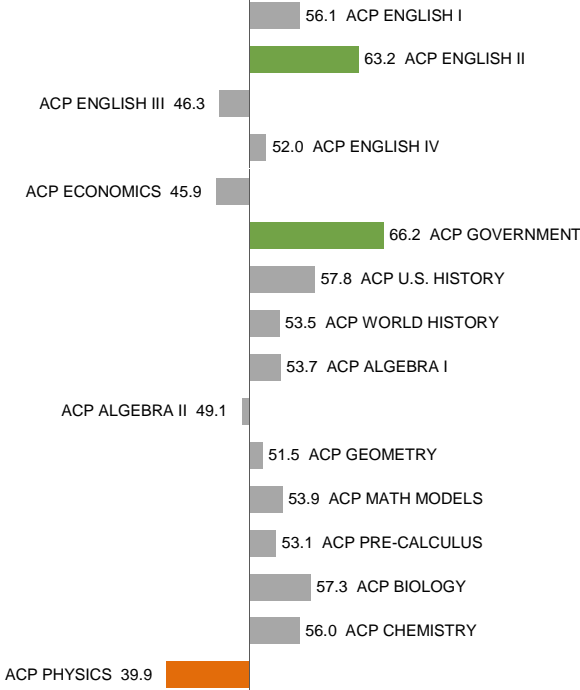
STAAR

Schoolwide



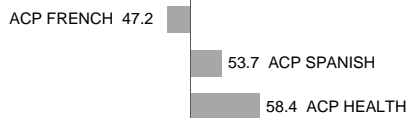
Core ACP

Schoolwide




Other ACP

Schoolwide



Other

Grade 12



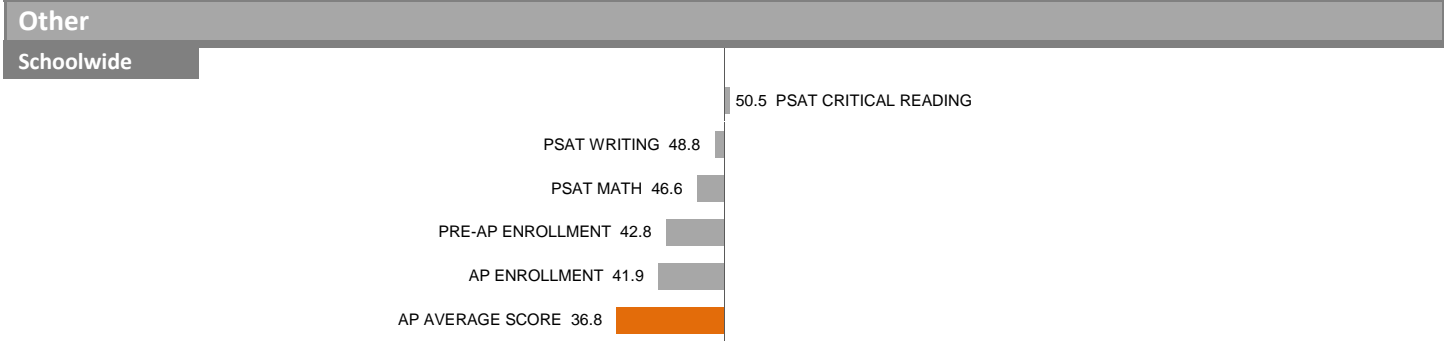
NOTES: "Overall SEI" has an average of 50 and standard deviation of 5; the range for an "average" overall SEI is 45 to 55. Component SEIs (e.g. Grade 5 STAAR READING or PSAT WRITING) each have an average of 50 and standard deviation of 10; the range for an "average" component SEI is 40 to 60. Component SEIs are computed only if at least eight tests are included.

2015-16 School Effectiveness Index (SEI) Detail

8-JUSTIN F. KIMBALL HIGH SCHOOL

Overall SEI: 50.1

State accountability rating: Met Standard



NOTES: "Overall SEI" has an average of 50 and standard deviation of 5; the range for an "average" overall SEI is 45 to 55. Component SEIs (e.g. Grade 5 STAAR READING or PSAT WRITING) each have an average of 50 and standard deviation of 10; the range for an "average" component SEI is 40 to 60. Component SEIs are computed only if at least eight tests are included.

2015-16 School Effectiveness Index (SEI) Detail


9-LINCOLN HIGH SCHOOL

Overall SEI: 48.1

State accountability rating: Met Standard

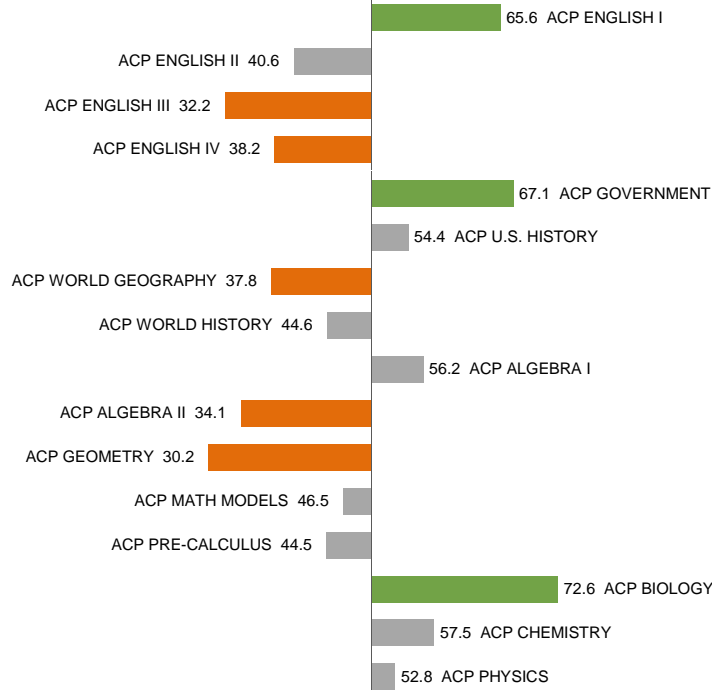
STAAR

Schoolwide



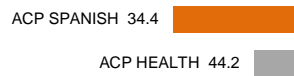
Core ACP

Schoolwide



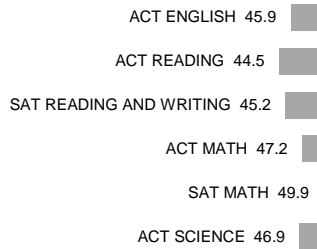
Other ACP

Schoolwide



Other

Grade 12



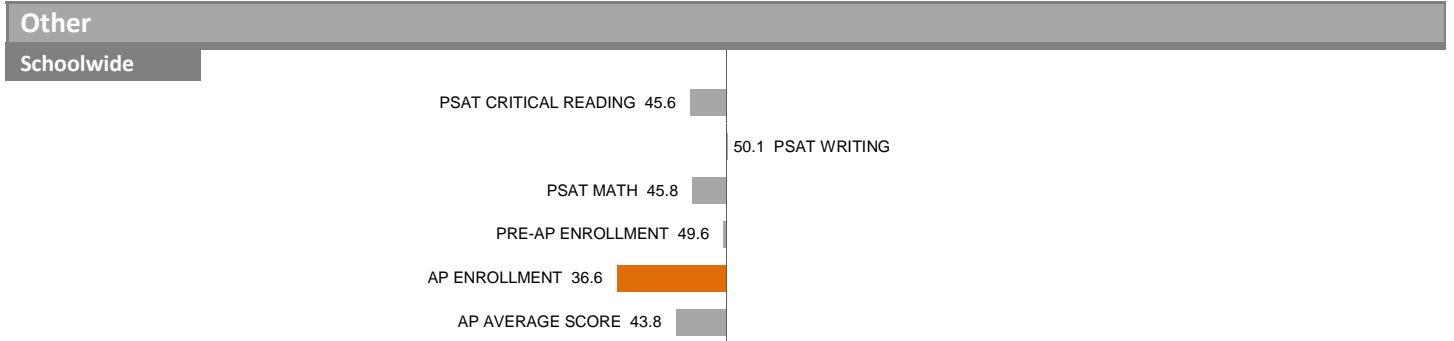
NOTES: "Overall SEI" has an average of 50 and standard deviation of 5; the range for an "average" overall SEI is 45 to 55. Component SEIs (e.g. Grade 5 STAAR READING or PSAT WRITING) each have an average of 50 and standard deviation of 10; the range for an "average" component SEI is 40 to 60. Component SEIs are computed only if at least eight tests are included.

2015-16 School Effectiveness Index (SEI) Detail

9-LINCOLN HIGH SCHOOL

Overall SEI: 48.1

State accountability rating: Met Standard



NOTES: "Overall SEI" has an average of 50 and standard deviation of 5; the range for an "average" overall SEI is 45 to 55. Component SEIs (e.g. Grade 5 STAAR READING or PSAT WRITING) each have an average of 50 and standard deviation of 10; the range for an "average" component SEI is 40 to 60. Component SEIs are computed only if at least eight tests are included.

2015-16 School Effectiveness Index (SEI) Detail

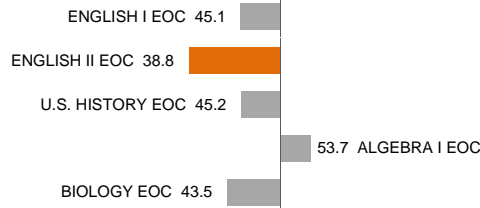
12--L.G. PINKSTON HIGH SCHOOL

Overall SEI: 45.5

State accountability rating: Met Standard

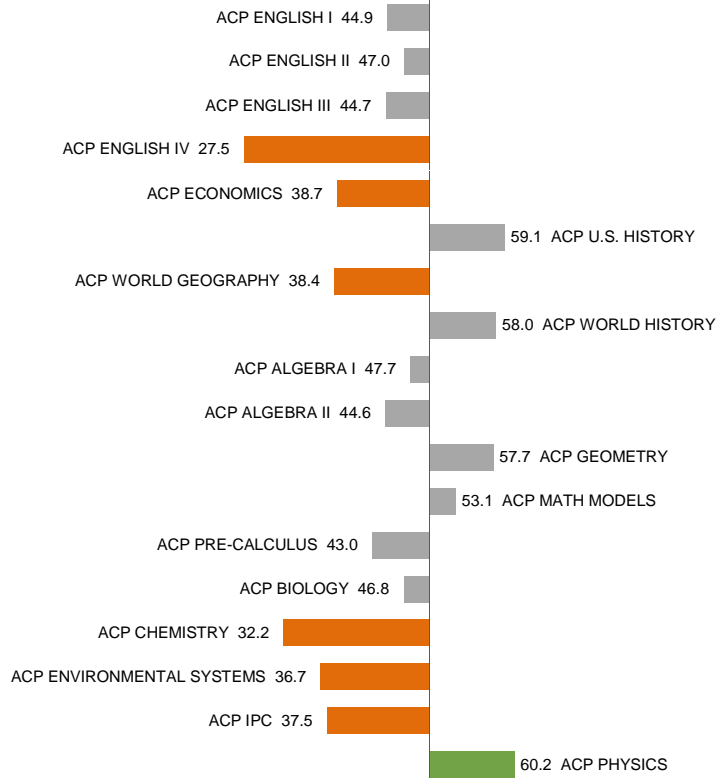
STAAR

Schoolwide



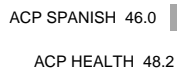
Core ACP

Schoolwide



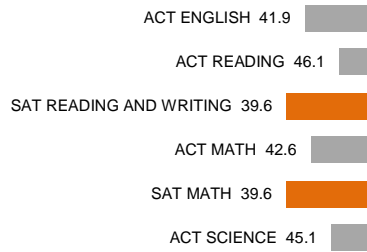
Other ACP

Schoolwide



Other

Grade 12



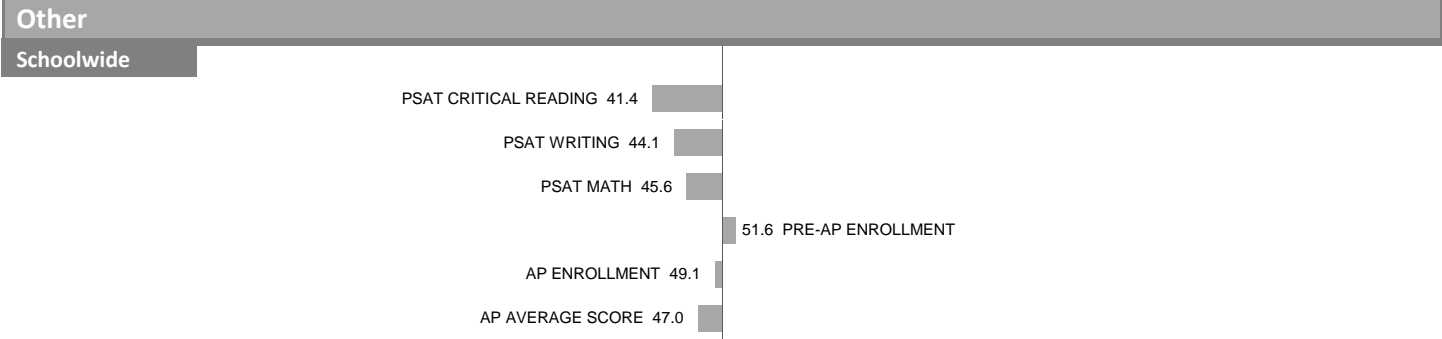
NOTES: "Overall SEI" has an average of 50 and standard deviation of 5; the range for an "average" overall SEI is 45 to 55. Component SEIs (e.g. Grade 5 STAAR READING or PSAT WRITING) each have an average of 50 and standard deviation of 10; the range for an "average" component SEI is 40 to 60. Component SEIs are computed only if at least eight tests are included.

2015-16 School Effectiveness Index (SEI) Detail

12-L.G. PINKSTON HIGH SCHOOL

Overall SEI: 45.5

State accountability rating: Met Standard



NOTES: "Overall SEI" has an average of 50 and standard deviation of 5; the range for an "average" overall SEI is 45 to 55. Component SEIs (e.g. Grade 5 STAAR READING or PSAT WRITING) each have an average of 50 and standard deviation of 10; the range for an "average" component SEI is 40 to 60. Component SEIs are computed only if at least eight tests are included.

2015-16 School Effectiveness Index (SEI) Detail

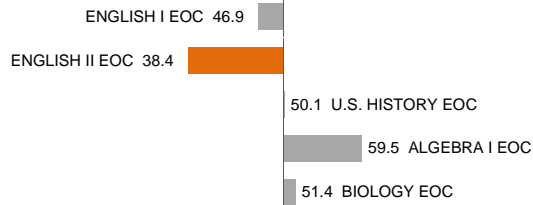
13-FRANKLIN D. ROOSEVELT HIGH SCHOOL

Overall SEI: 48.5

State accountability rating: Met Standard

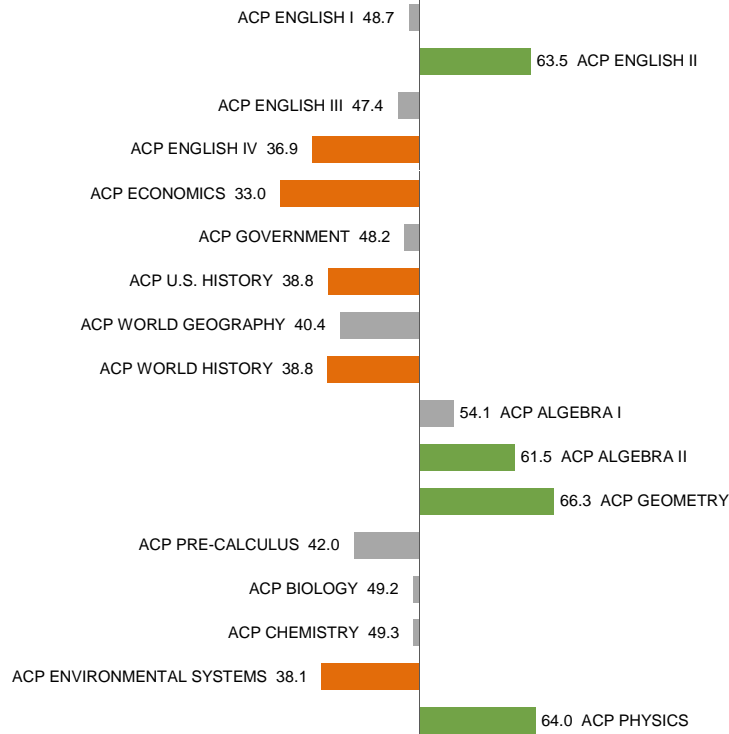
STAAR

Schoolwide



Core ACP

Schoolwide



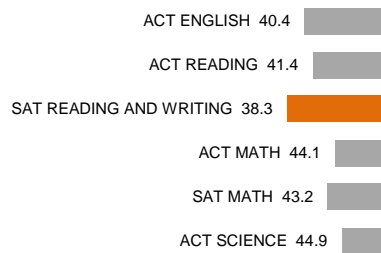
Other ACP

Schoolwide



Other

Grade 12




NOTES: "Overall SEI" has an average of 50 and standard deviation of 5; the range for an "average" overall SEI is 45 to 55. Component SEIs (e.g. Grade 5 STAAR READING or PSAT WRITING) each have an average of 50 and standard deviation of 10; the range for an "average" component SEI is 40 to 60. Component SEIs are computed only if at least eight tests are included.

2015-16 School Effectiveness Index (SEI) Detail

13-FRANKLIN D. ROOSEVELT HIGH SCHOOL

Overall SEI: 48.5

State accountability rating: Met Standard



NOTES: "Overall SEI" has an average of 50 and standard deviation of 5; the range for an "average" overall SEI is 45 to 55. Component SEIs (e.g. Grade 5 STAAR READING or PSAT WRITING) each have an average of 50 and standard deviation of 10; the range for an "average" component SEI is 40 to 60. Component SEIs are computed only if at least eight tests are included.

2015-16 School Effectiveness Index (SEI) Detail

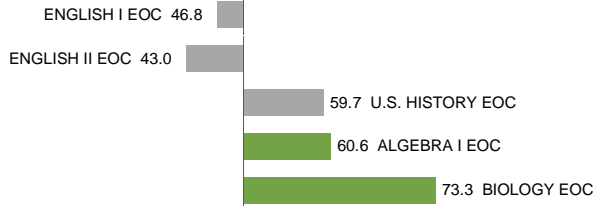
14–W.W. SAMUELL HIGH SCHOOL

Overall SEI: 53.8

State accountability rating: Met Standard

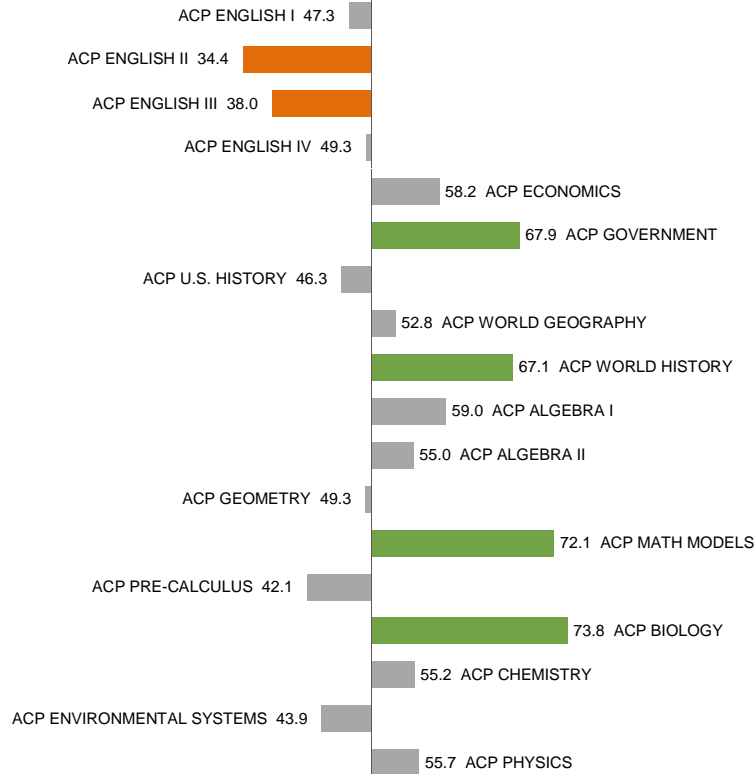
STAAR

Schoolwide



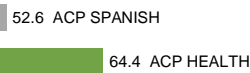
Core ACP

Schoolwide




Other ACP

Schoolwide



Other

Grade 12



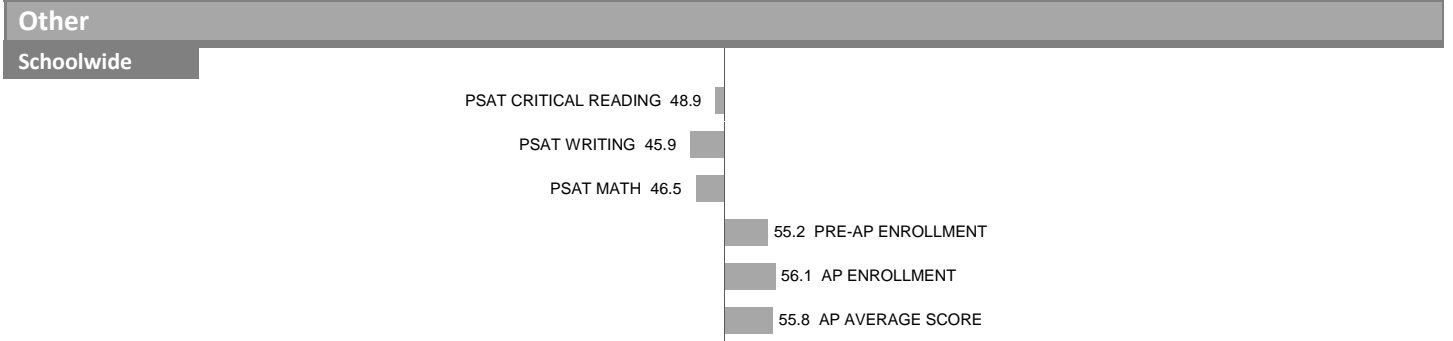
NOTES: "Overall SEI" has an average of 50 and standard deviation of 5; the range for an "average" overall SEI is 45 to 55. Component SEIs (e.g. Grade 5 STAAR READING or PSAT WRITING) each have an average of 50 and standard deviation of 10; the range for an "average" component SEI is 40 to 60. Component SEIs are computed only if at least eight tests are included.

2015-16 School Effectiveness Index (SEI) Detail

14--W.W. SAMUELL HIGH SCHOOL

Overall SEI: 53.8

State accountability rating: Met Standard



NOTES: "Overall SEI" has an average of 50 and standard deviation of 5; the range for an "average" overall SEI is 45 to 55. Component SEIs (e.g. Grade 5 STAAR READING or PSAT WRITING) each have an average of 50 and standard deviation of 10; the range for an "average" component SEI is 40 to 60. Component SEIs are computed only if at least eight tests are included.

2015-16 School Effectiveness Index (SEI) Detail

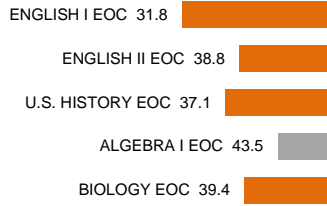
15--SEAGOVILLE HIGH SCHOOL

Overall SEI: 44.0

State accountability rating: Met Standard

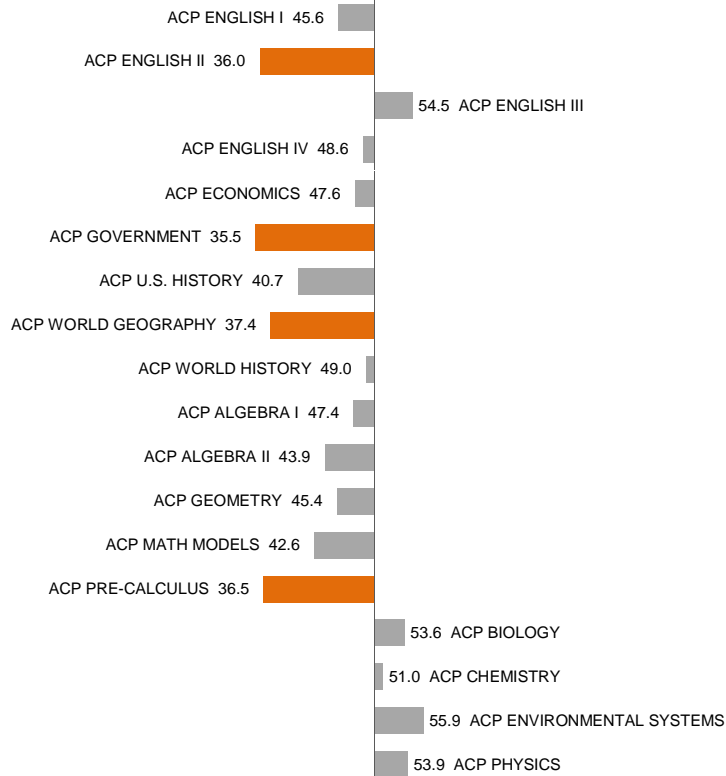
STAAR

Schoolwide



Core ACP

Schoolwide




Other ACP

Schoolwide



Other

Grade 12



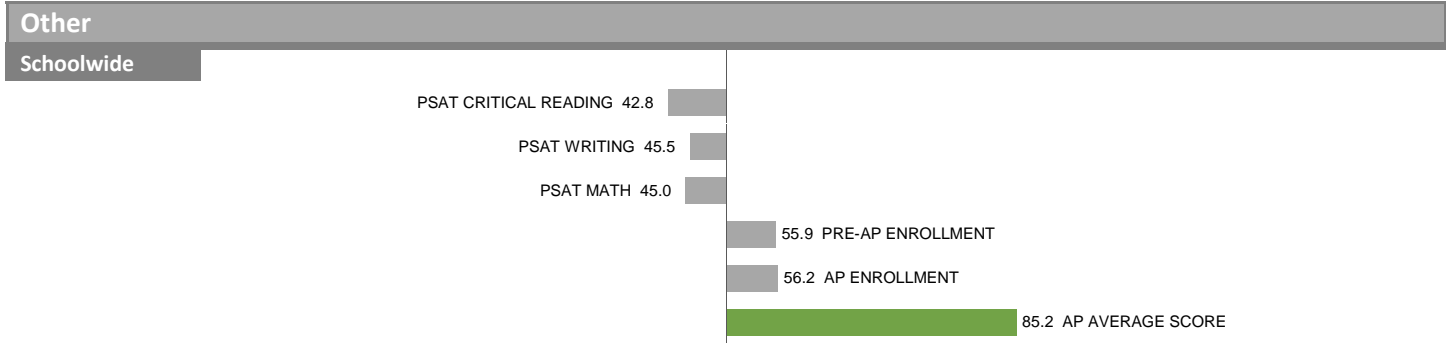
NOTES: "Overall SEI" has an average of 50 and standard deviation of 5; the range for an "average" overall SEI is 45 to 55. Component SEIs (e.g. Grade 5 STAAR READING or PSAT WRITING) each have an average of 50 and standard deviation of 10; the range for an "average" component SEI is 40 to 60. Component SEIs are computed only if at least eight tests are included.

2015-16 School Effectiveness Index (SEI) Detail

15-SEAGOVILLE HIGH SCHOOL

Overall SEI: 44.0

State accountability rating: Met Standard



NOTES: "Overall SEI" has an average of 50 and standard deviation of 5; the range for an "average" overall SEI is 45 to 55. Component SEIs (e.g. Grade 5 STAAR READING or PSAT WRITING) each have an average of 50 and standard deviation of 10; the range for an "average" component SEI is 40 to 60. Component SEIs are computed only if at least eight tests are included.

2015-16 School Effectiveness Index (SEI) Detail

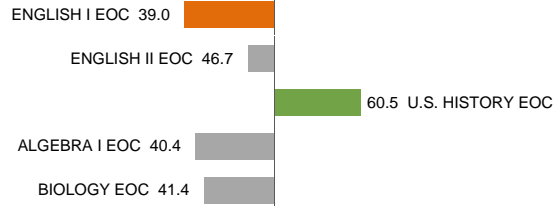
16-SOUTH OAK CLIFF HIGH SCHOOL

Overall SEI: 45.3

State accountability rating: Met Standard

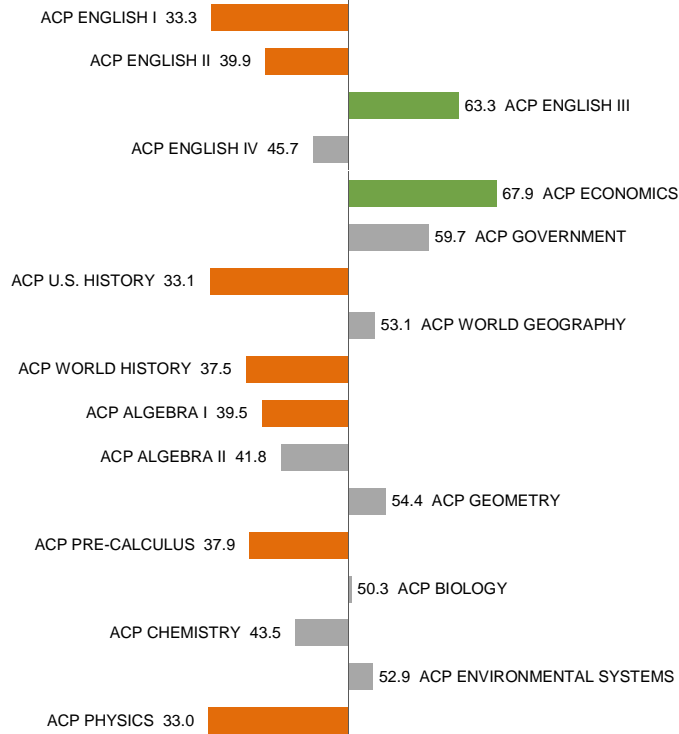
STAAR

Schoolwide



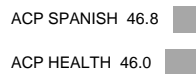
Core ACP

Schoolwide



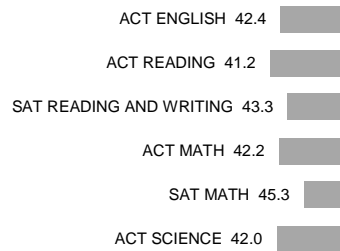
Other ACP

Schoolwide



Other

Grade 12




NOTES: "Overall SEI" has an average of 50 and standard deviation of 5; the range for an "average" overall SEI is 45 to 55. Component SEIs (e.g. Grade 5 STAAR READING or PSAT WRITING) each have an average of 50 and standard deviation of 10; the range for an "average" component SEI is 40 to 60. Component SEIs are computed only if at least eight tests are included.

2015-16 School Effectiveness Index (SEI) Detail

16-SOUTH OAK CLIFF HIGH SCHOOL

Overall SEI: 45.3

State accountability rating: Met Standard



NOTES: "Overall SEI" has an average of 50 and standard deviation of 5; the range for an "average" overall SEI is 45 to 55. Component SEIs (e.g. Grade 5 STAAR READING or PSAT WRITING) each have an average of 50 and standard deviation of 10; the range for an "average" component SEI is 40 to 60. Component SEIs are computed only if at least eight tests are included.

2015-16 School Effectiveness Index (SEI) Detail

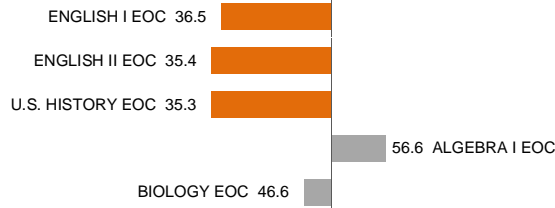
17-H. GRADY SPRUCE HIGH SCHOOL

Overall SEI: 46.0

State accountability rating: Met Standard

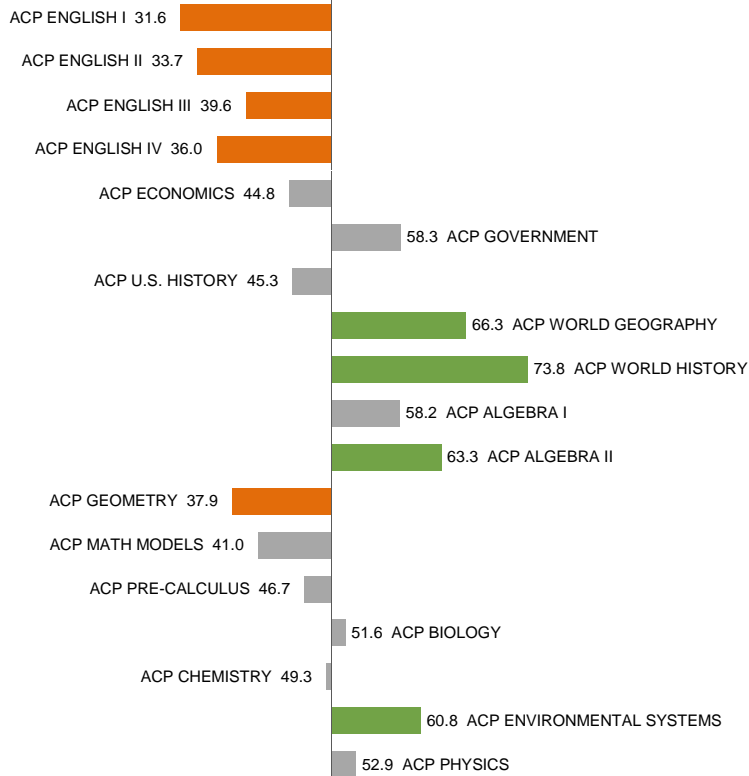
STAAR

Schoolwide



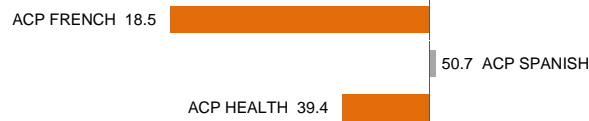
Core ACP

Schoolwide




Other ACP

Schoolwide



Other

Grade 12




NOTES: "Overall SEI" has an average of 50 and standard deviation of 5; the range for an "average" overall SEI is 45 to 55. Component SEIs (e.g. Grade 5 STAAR READING or PSAT WRITING) each have an average of 50 and standard deviation of 10; the range for an "average" component SEI is 40 to 60. Component SEIs are computed only if at least eight tests are included.

2015-16 School Effectiveness Index (SEI) Detail

17-H. GRADY SPRUCE HIGH SCHOOL

Overall SEI: 46.0

State accountability rating: Met Standard



NOTES: "Overall SEI" has an average of 50 and standard deviation of 5; the range for an "average" overall SEI is 45 to 55. Component SEIs (e.g. Grade 5 STAAR READING or PSAT WRITING) each have an average of 50 and standard deviation of 10; the range for an "average" component SEI is 40 to 60. Component SEIs are computed only if at least eight tests are included.

2015-16 School Effectiveness Index (SEI) Detail

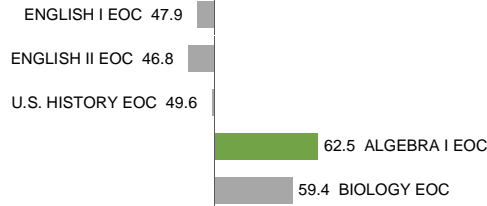
18-SUNSET HIGH SCHOOL

Overall SEI: 50.5

State accountability rating: Met Standard

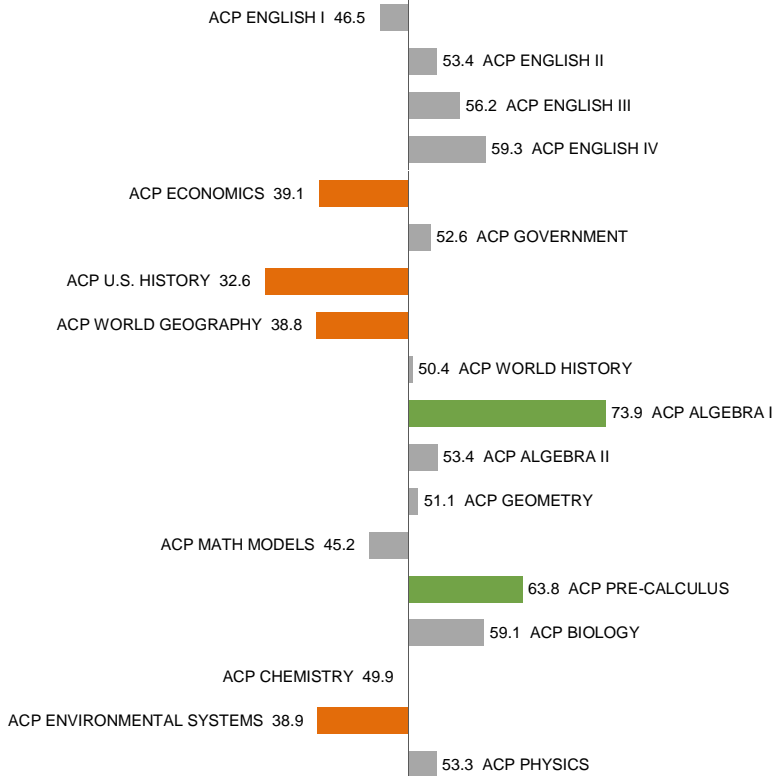
STAAR

Schoolwide



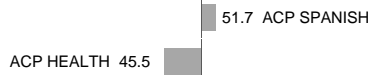
Core ACP

Schoolwide



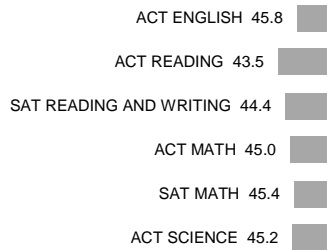
Other ACP

Schoolwide



Other

Grade 12




NOTES: "Overall SEI" has an average of 50 and standard deviation of 5; the range for an "average" overall SEI is 45 to 55. Component SEIs (e.g. Grade 5 STAAR READING or PSAT WRITING) each have an average of 50 and standard deviation of 10; the range for an "average" component SEI is 40 to 60. Component SEIs are computed only if at least eight tests are included.

2015-16 School Effectiveness Index (SEI) Detail

18-SUNSET HIGH SCHOOL

Overall SEI: 50.5

State accountability rating: Met Standard



NOTES: "Overall SEI" has an average of 50 and standard deviation of 5; the range for an "average" overall SEI is 45 to 55. Component SEIs (e.g. Grade 5 STAAR READING or PSAT WRITING) each have an average of 50 and standard deviation of 10; the range for an "average" component SEI is 40 to 60. Component SEIs are computed only if at least eight tests are included.

2015-16 School Effectiveness Index (SEI) Detail

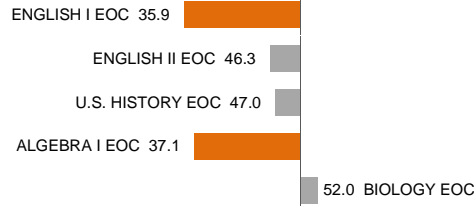
21-W.T. WHITE HIGH SCHOOL

Overall SEI: 50.2

State accountability rating: Met Standard

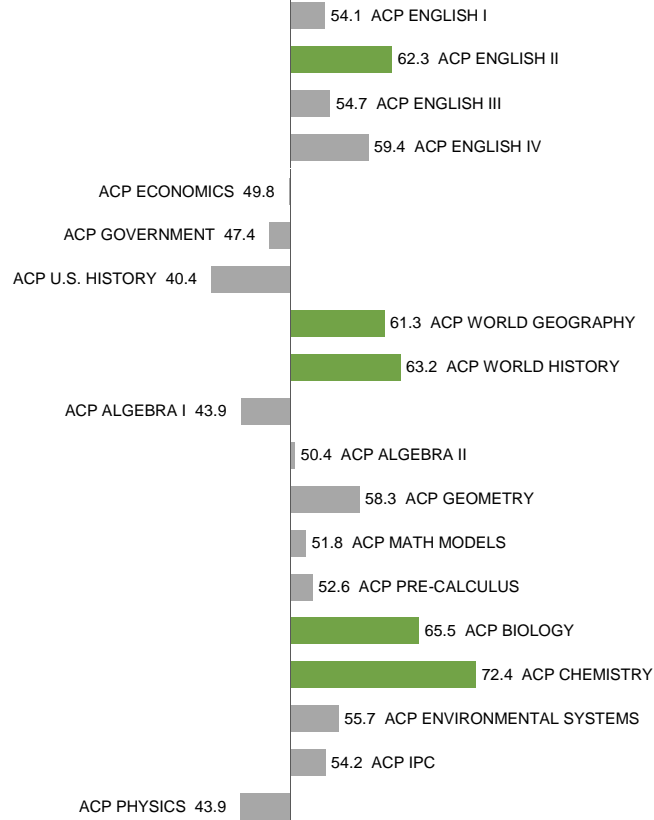
STAAR

Schoolwide



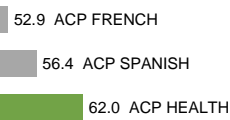
Core ACP

Schoolwide



Other ACP

Schoolwide



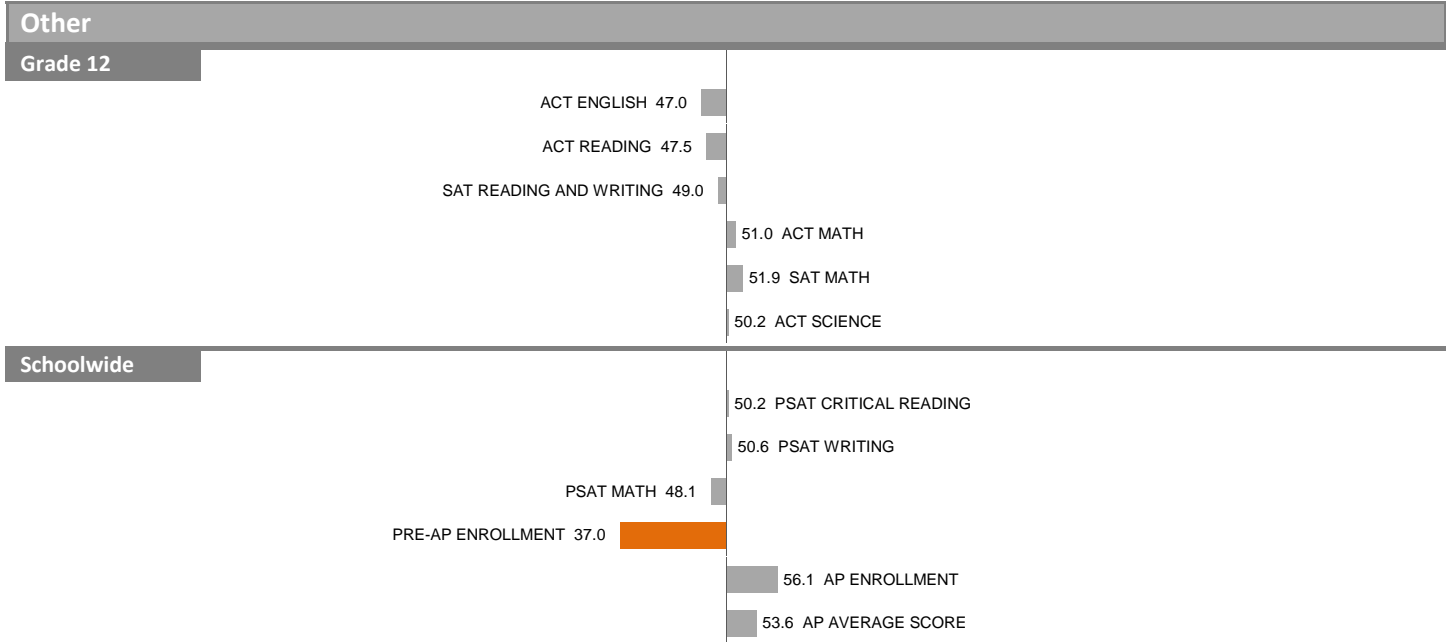
NOTES: "Overall SEI" has an average of 50 and standard deviation of 5; the range for an "average" overall SEI is 45 to 55. Component SEIs (e.g. Grade 5 STAAR READING or PSAT WRITING) each have an average of 50 and standard deviation of 10; the range for an "average" component SEI is 40 to 60. Component SEIs are computed only if at least eight tests are included.

2015-16 School Effectiveness Index (SEI) Detail

21-W.T. WHITE HIGH SCHOOL

Overall SEI: 50.2

State accountability rating: Met Standard



NOTES: "Overall SEI" has an average of 50 and standard deviation of 5; the range for an "average" overall SEI is 45 to 55. Component SEIs (e.g. Grade 5 STAAR READING or PSAT WRITING) each have an average of 50 and standard deviation of 10; the range for an "average" component SEI is 40 to 60. Component SEIs are computed only if at least eight tests are included.

2015-16 School Effectiveness Index (SEI) Detail

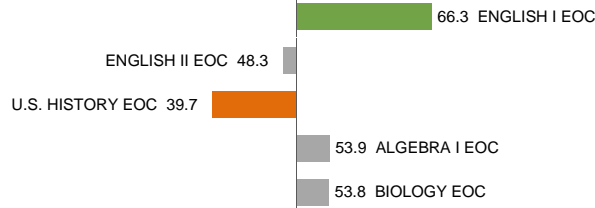
22-WOODROW WILSON HIGH SCHOOL

Overall SEI: 51.0

State accountability rating: Met Standard

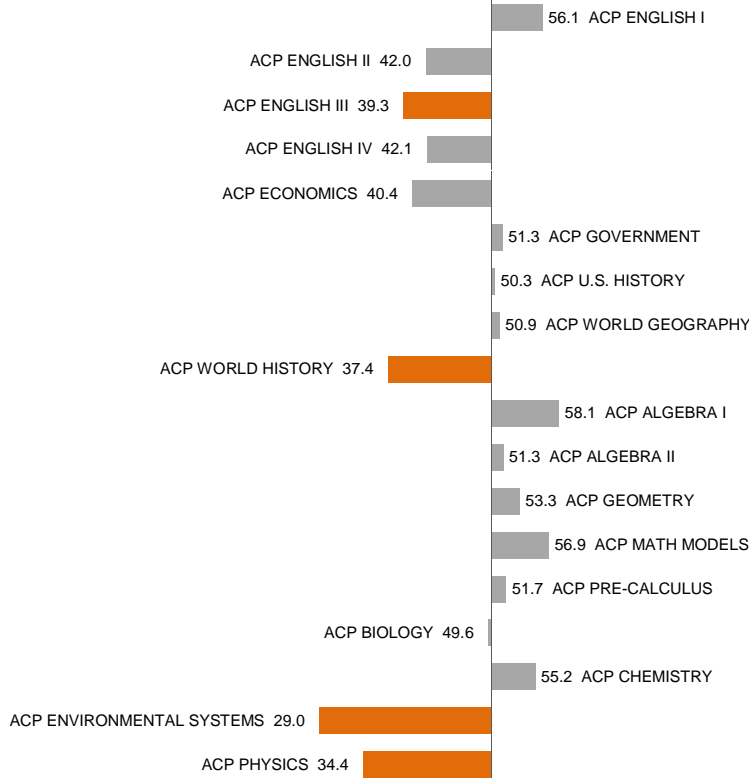
STAAR

Schoolwide



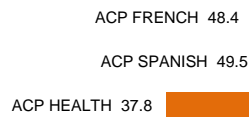
Core ACP

Schoolwide



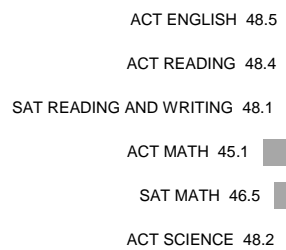
Other ACP

Schoolwide



Other

Grade 12



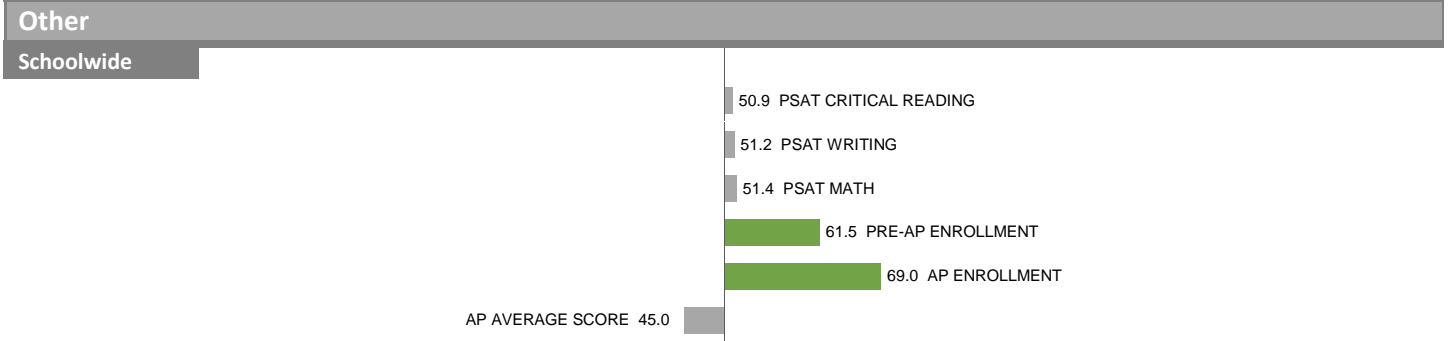
NOTES: "Overall SEI" has an average of 50 and standard deviation of 5; the range for an "average" overall SEI is 45 to 55. Component SEIs (e.g. Grade 5 STAAR READING or PSAT WRITING) each have an average of 50 and standard deviation of 10; the range for an "average" component SEI is 40 to 60. Component SEIs are computed only if at least eight tests are included.

2015-16 School Effectiveness Index (SEI) Detail

22-WOODROW WILSON HIGH SCHOOL

Overall SEI: 51.0

State accountability rating: Met Standard



NOTES: "Overall SEI" has an average of 50 and standard deviation of 5; the range for an "average" overall SEI is 45 to 55. Component SEIs (e.g. Grade 5 STAAR READING or PSAT WRITING) each have an average of 50 and standard deviation of 10; the range for an "average" component SEI is 40 to 60. Component SEIs are computed only if at least eight tests are included.

2015-16 School Effectiveness Index (SEI) Detail

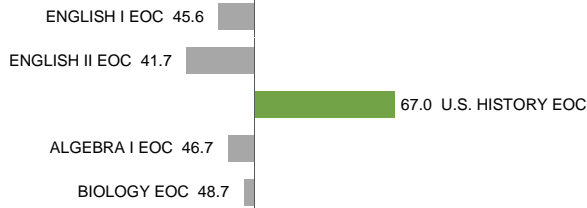
23-DAVID W. CARTER HIGH SCHOOL

Overall SEI: 49.3

State accountability rating: Met Standard

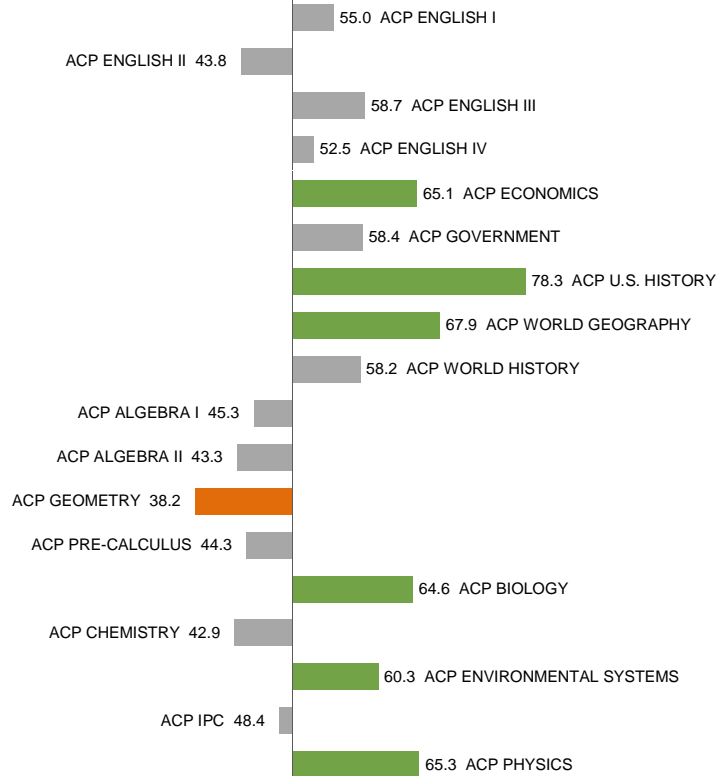
STAAR

Schoolwide



Core ACP

Schoolwide



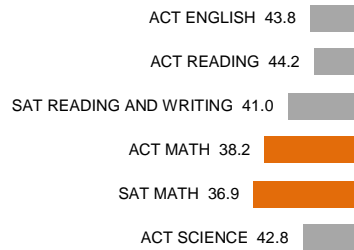
Other ACP

Schoolwide



Other

Grade 12



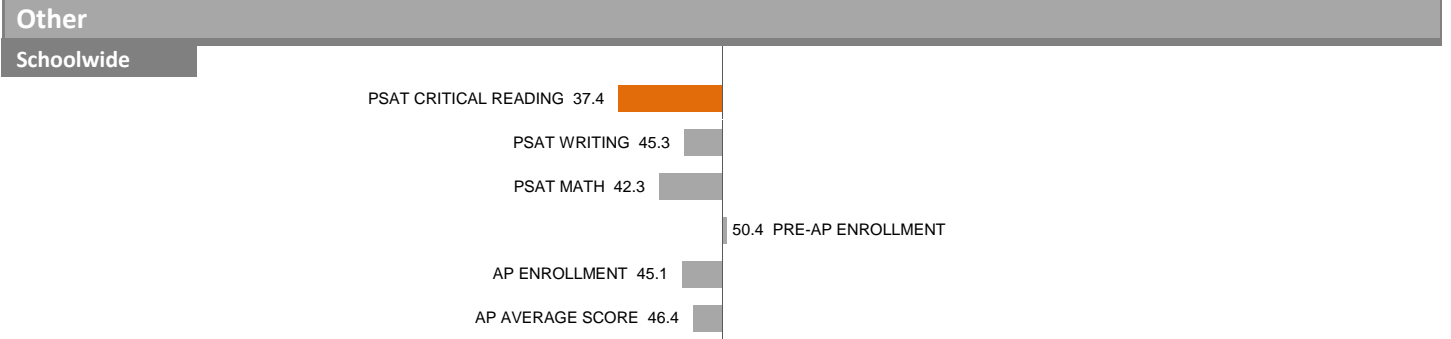
NOTES: "Overall SEI" has an average of 50 and standard deviation of 5; the range for an "average" overall SEI is 45 to 55. Component SEIs (e.g. Grade 5 STAAR READING or PSAT WRITING) each have an average of 50 and standard deviation of 10; the range for an "average" component SEI is 40 to 60. Component SEIs are computed only if at least eight tests are included.

2015-16 School Effectiveness Index (SEI) Detail

23-DAVID W. CARTER HIGH SCHOOL

Overall SEI: 49.3

State accountability rating: Met Standard



NOTES: "Overall SEI" has an average of 50 and standard deviation of 5; the range for an "average" overall SEI is 45 to 55. Component SEIs (e.g. Grade 5 STAAR READING or PSAT WRITING) each have an average of 50 and standard deviation of 10; the range for an "average" component SEI is 40 to 60. Component SEIs are computed only if at least eight tests are included.

2015-16 School Effectiveness Index (SEI) Detail

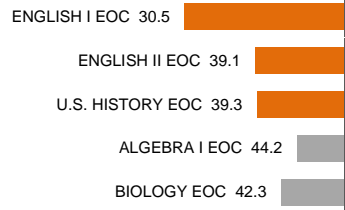
24-NORTH DALLAS HIGH SCHOOL

Overall SEI: 44.7

State accountability rating: Met Standard

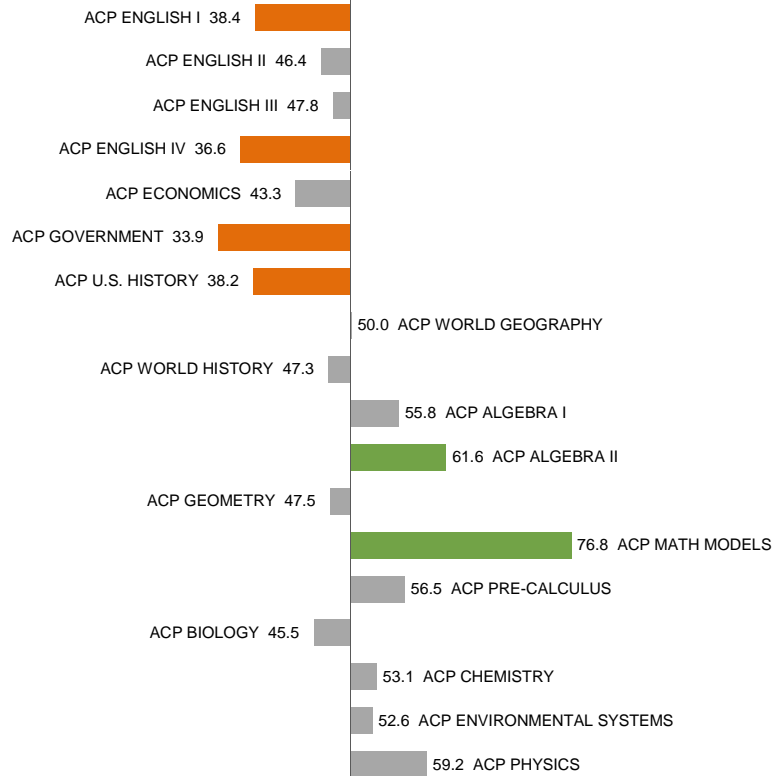
STAAR

Schoolwide



Core ACP

Schoolwide



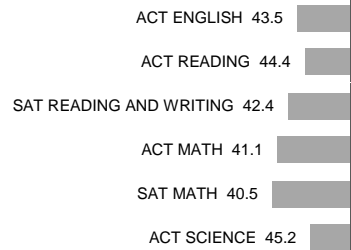
Other ACP

Schoolwide



Other

Grade 12



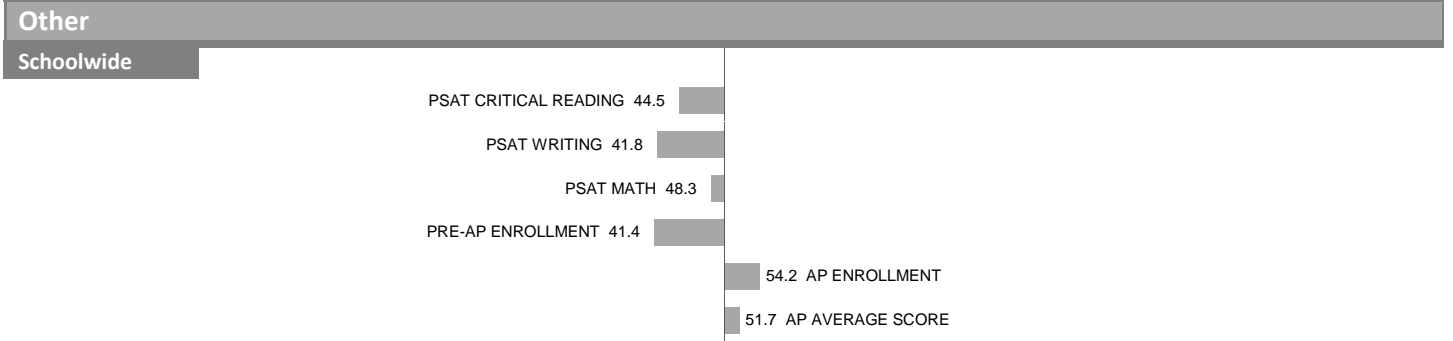
NOTES: "Overall SEI" has an average of 50 and standard deviation of 5; the range for an "average" overall SEI is 45 to 55. Component SEIs (e.g. Grade 5 STAAR READING or PSAT WRITING) each have an average of 50 and standard deviation of 10; the range for an "average" component SEI is 40 to 60. Component SEIs are computed only if at least eight tests are included.

2015-16 School Effectiveness Index (SEI) Detail

24-NORTH DALLAS HIGH SCHOOL

Overall SEI: 44.7

State accountability rating: Met Standard



NOTES: "Overall SEI" has an average of 50 and standard deviation of 5; the range for an "average" overall SEI is 45 to 55. Component SEIs (e.g. Grade 5 STAAR READING or PSAT WRITING) each have an average of 50 and standard deviation of 10; the range for an "average" component SEI is 40 to 60. Component SEIs are computed only if at least eight tests are included.

2015-16 School Effectiveness Index (SEI) Detail

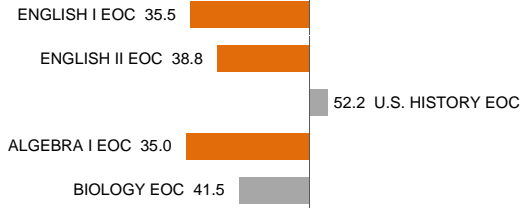
25--SKYLINE HIGH SCHOOL

Overall SEI: 46.8

State accountability rating: Met Standard

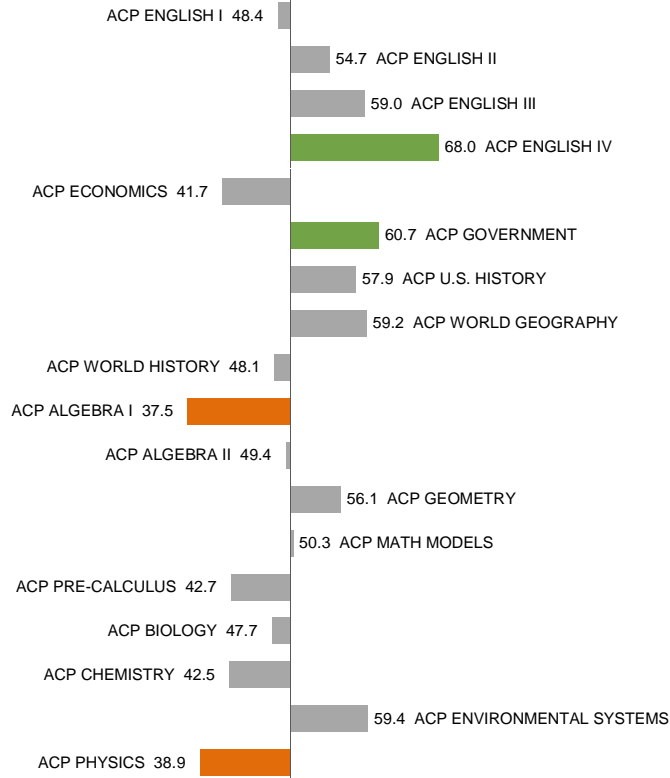
STAAR

Schoolwide



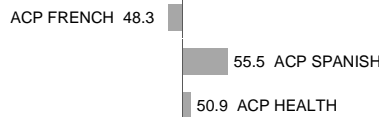
Core ACP

Schoolwide



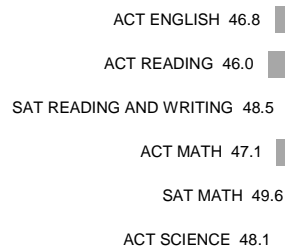
Other ACP

Schoolwide



Other

Grade 12



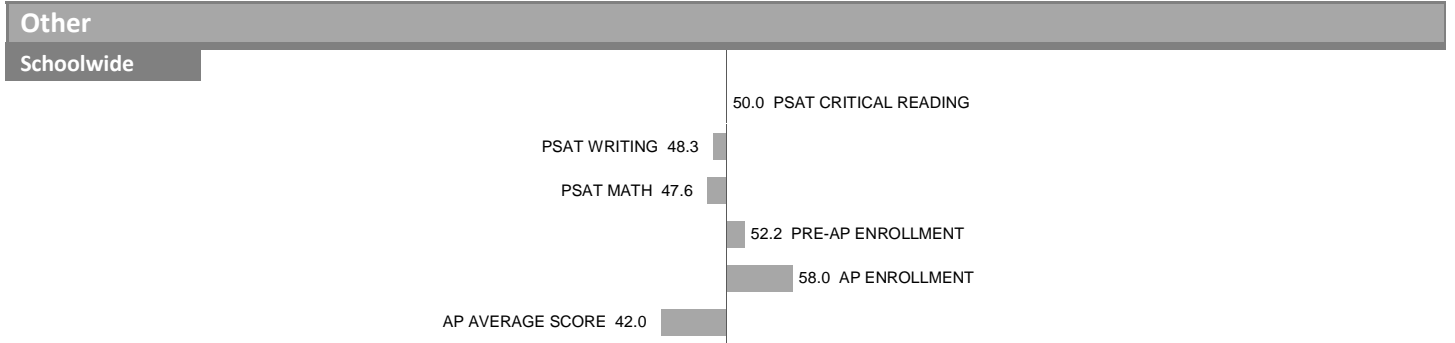
NOTES: "Overall SEI" has an average of 50 and standard deviation of 5; the range for an "average" overall SEI is 45 to 55. Component SEIs (e.g. Grade 5 STAAR READING or PSAT WRITING) each have an average of 50 and standard deviation of 10; the range for an "average" component SEI is 40 to 60. Component SEIs are computed only if at least eight tests are included.

2015-16 School Effectiveness Index (SEI) Detail

25--SKYLINE HIGH SCHOOL

Overall SEI: 46.8

State accountability rating: Met Standard



NOTES: "Overall SEI" has an average of 50 and standard deviation of 5; the range for an "average" overall SEI is 45 to 55. Component SEIs (e.g. Grade 5 STAAR READING or PSAT WRITING) each have an average of 50 and standard deviation of 10; the range for an "average" component SEI is 40 to 60. Component SEIs are computed only if at least eight tests are included.

2015-16 School Effectiveness Index (SEI) Detail

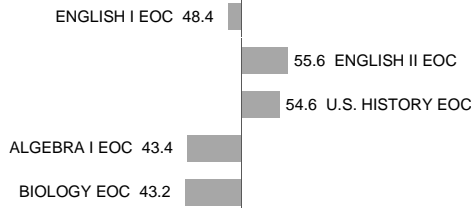
28-EMMETT J. CONRAD HIGH SCHOOL

Overall SEI: 48.1

State accountability rating: Met Standard

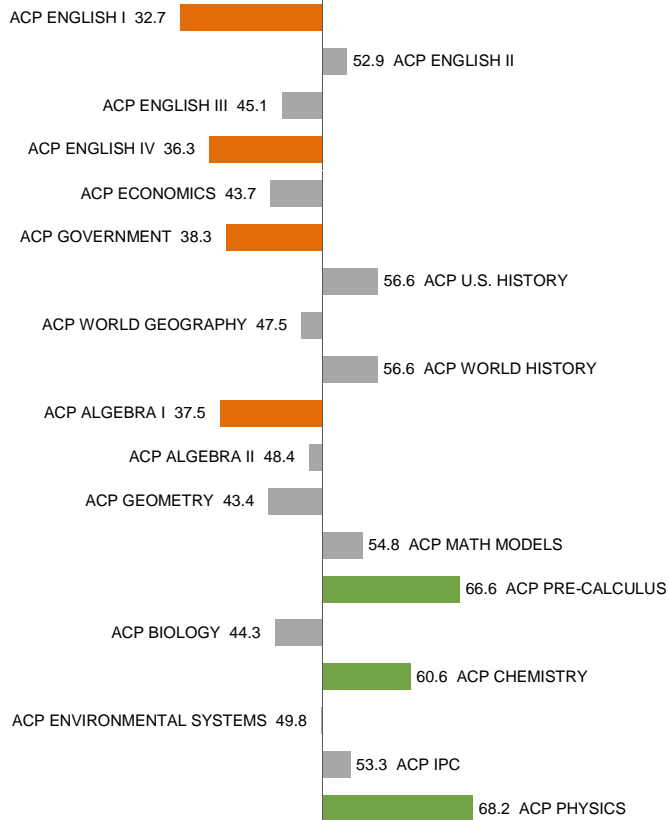
STAAR

Schoolwide



Core ACP

Schoolwide



Other ACP

Schoolwide



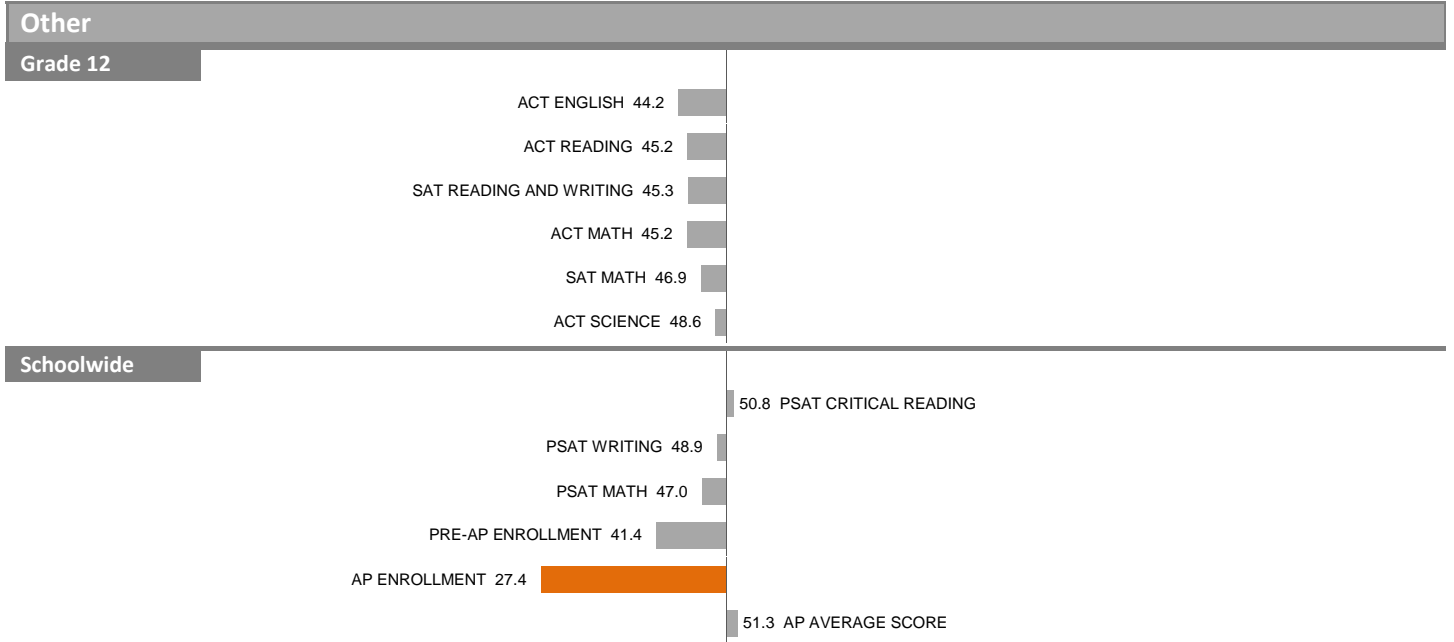
NOTES: "Overall SEI" has an average of 50 and standard deviation of 5; the range for an "average" overall SEI is 45 to 55. Component SEIs (e.g. Grade 5 STAAR READING or PSAT WRITING) each have an average of 50 and standard deviation of 10; the range for an "average" component SEI is 40 to 60. Component SEIs are computed only if at least eight tests are included.

2015-16 School Effectiveness Index (SEI) Detail

28-EMMETT J. CONRAD HIGH SCHOOL

Overall SEI: 48.1

State accountability rating: Met Standard



NOTES: "Overall SEI" has an average of 50 and standard deviation of 5; the range for an "average" overall SEI is 45 to 55. Component SEIs (e.g. Grade 5 STAAR READING or PSAT WRITING) each have an average of 50 and standard deviation of 10; the range for an "average" component SEI is 40 to 60. Component SEIs are computed only if at least eight tests are included.

2015-16 School Effectiveness Index (SEI) Detail

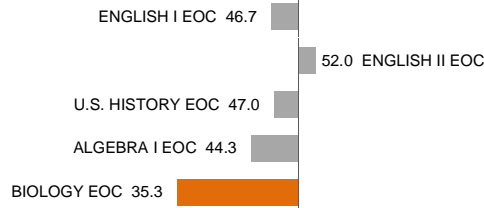
32-JAMES MADISON HIGH SCHOOL

Overall SEI: 48.1

State accountability rating: Improvement Required

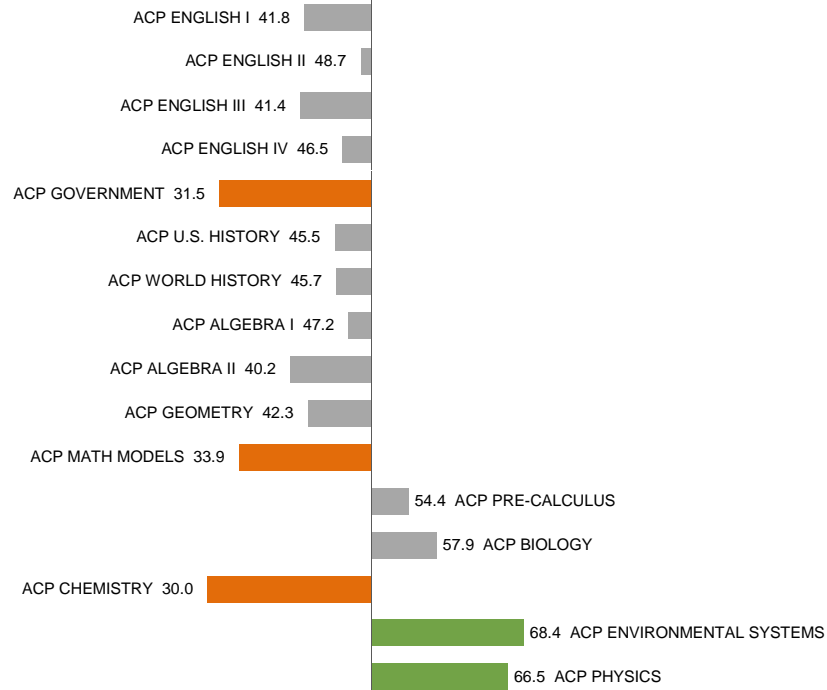
STAAR

Schoolwide



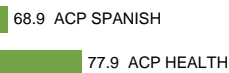
Core ACP

Schoolwide



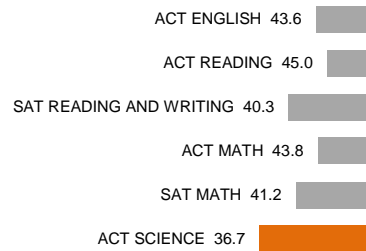
Other ACP

Schoolwide



Other

Grade 12




NOTES: "Overall SEI" has an average of 50 and standard deviation of 5; the range for an "average" overall SEI is 45 to 55. Component SEIs (e.g. Grade 5 STAAR READING or PSAT WRITING) each have an average of 50 and standard deviation of 10; the range for an "average" component SEI is 40 to 60. Component SEIs are computed only if at least eight tests are included.

2015-16 School Effectiveness Index (SEI) Detail

32-JAMES MADISON HIGH SCHOOL

Overall SEI: 48.1

State accountability rating: Improvement Required



NOTES: "Overall SEI" has an average of 50 and standard deviation of 5; the range for an "average" overall SEI is 45 to 55. Component SEIs (e.g. Grade 5 STAAR READING or PSAT WRITING) each have an average of 50 and standard deviation of 10; the range for an "average" component SEI is 40 to 60. Component SEIs are computed only if at least eight tests are included.

2015-16 School Effectiveness Index (SEI) Detail


380-WILMER-HUTCHINS HIGH SCHOOL

Overall SEI: 47.4

State accountability rating: Met Standard

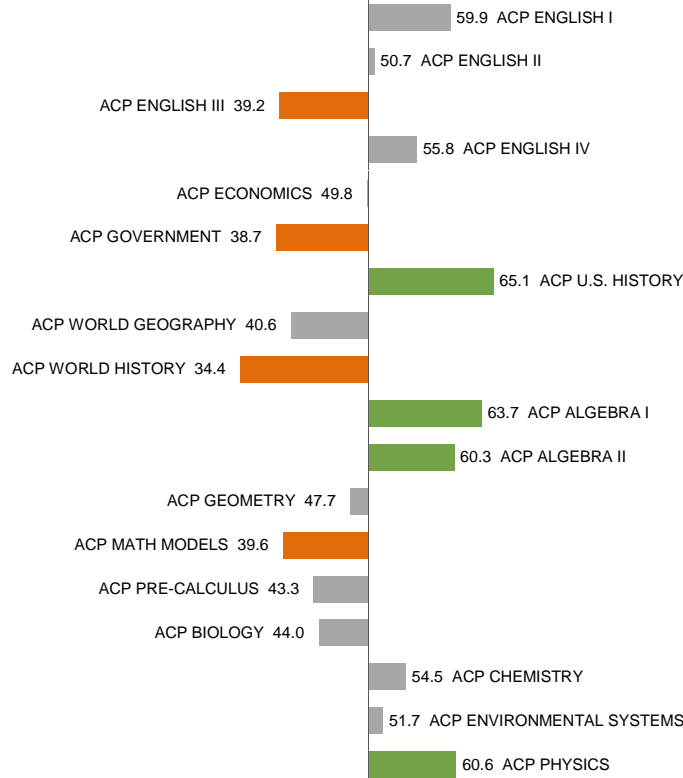
STAAR

Schoolwide



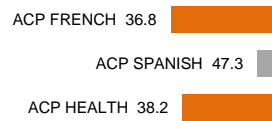
Core ACP

Schoolwide



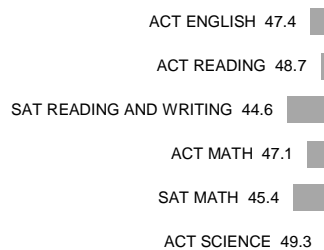
Other ACP

Schoolwide



Other

Grade 12



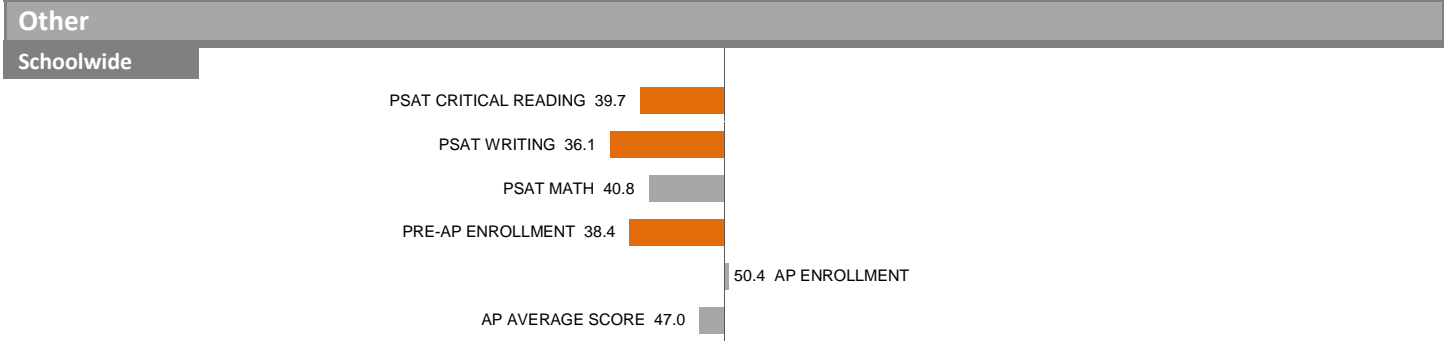
NOTES: "Overall SEI" has an average of 50 and standard deviation of 5; the range for an "average" overall SEI is 45 to 55. Component SEIs (e.g. Grade 5 STAAR READING or PSAT WRITING) each have an average of 50 and standard deviation of 10; the range for an "average" component SEI is 40 to 60. Component SEIs are computed only if at least eight tests are included.

2015-16 School Effectiveness Index (SEI) Detail

380-WILMER-HUTCHINS HIGH SCHOOL

Overall SEI: 47.4

State accountability rating: Met Standard



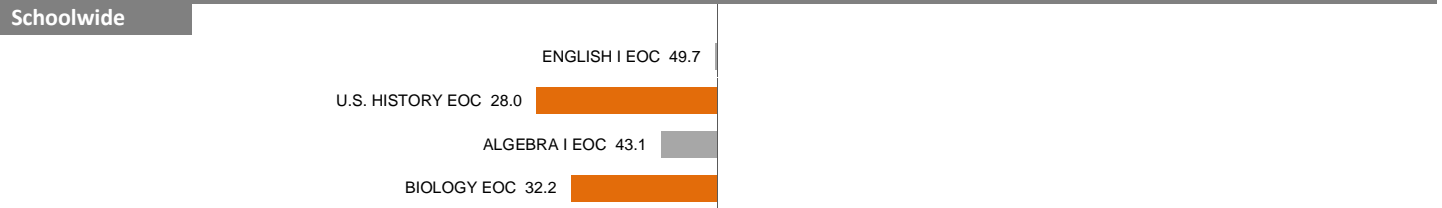
NOTES: "Overall SEI" has an average of 50 and standard deviation of 5; the range for an "average" overall SEI is 45 to 55. Component SEIs (e.g. Grade 5 STAAR READING or PSAT WRITING) each have an average of 50 and standard deviation of 10; the range for an "average" component SEI is 40 to 60. Component SEIs are computed only if at least eight tests are included.

2015-16 School Effectiveness Index (SEI) Detail

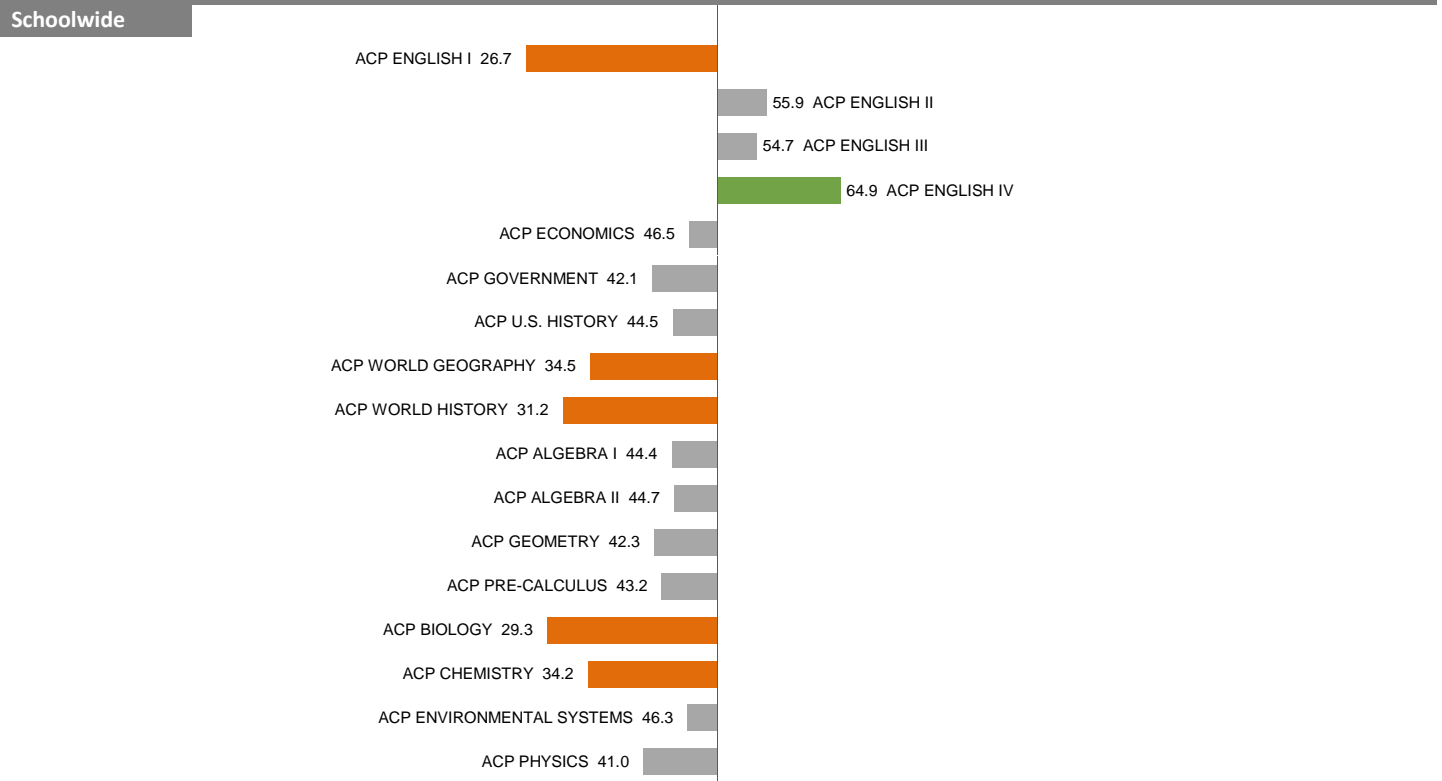
389—JOHN L. PATTON, JR. ACADEMIC CENTER

State accountability rating: Met Alternative Standard

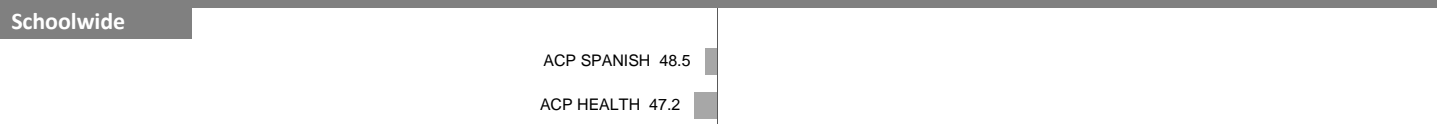
STAAR





Core ACP



Other ACP



Other



NOTES: "Overall SEI" has an average of 50 and standard deviation of 5; the range for an "average" overall SEI is 45 to 55. Component SEIs (e.g. Grade 5 STAAR READING or PSAT WRITING) each have an average of 50 and standard deviation of 10; the range for an "average" component SEI is 40 to 60. Component SEIs are computed only if at least eight tests are included.