

2014-15 School Effectiveness Index (SEI) Detail

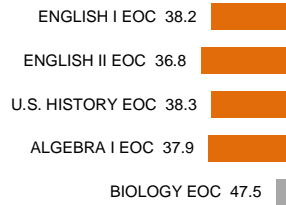
16-SOUTH OAK CLIFF HIGH SCHOOL

Overall SEI: 42.5

State accountability rating: Improvement Required

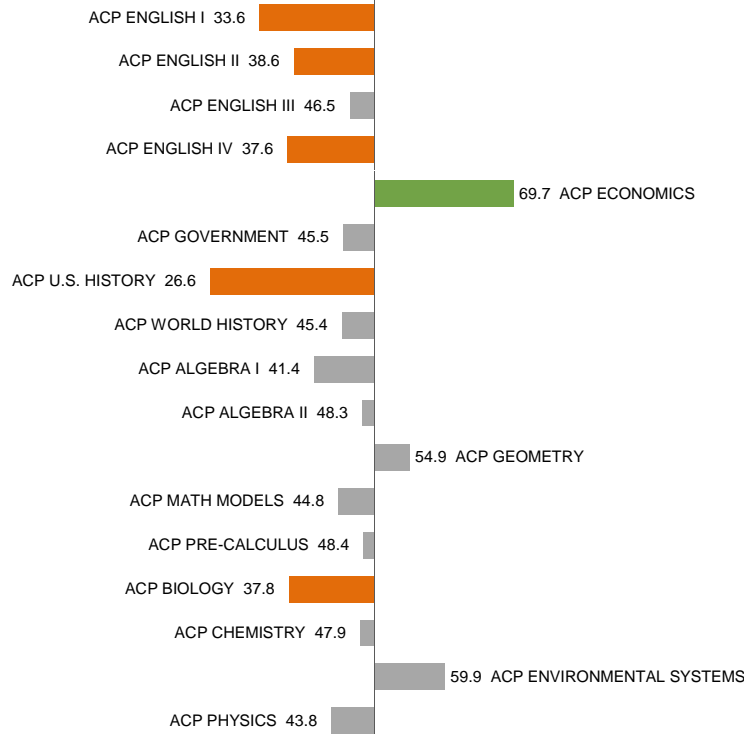
STAAR

Schoolwide




Core ACP

Schoolwide




Other ACP

Schoolwide



Other

Grade 12




NOTES: "Overall SEI" has an average of 50 and standard deviation of 5; the range for an "average" overall SEI is 45 to 55. Component SEIs (e.g. Grade 5 STAAR READING or PSAT WRITING) each have an average of 50 and standard deviation of 10; the range for an "average" component SEI is 40 to 60. Component SEIs are computed only if at least eight tests are included.

2014-15 School Effectiveness Index (SEI) Detail

16-SOUTH OAK CLIFF HIGH SCHOOL

Overall SEI: 42.5

State accountability rating: Improvement Required




NOTES: "Overall SEI" has an average of 50 and standard deviation of 5; the range for an "average" overall SEI is 45 to 55. Component SEIs (e.g. Grade 5 STAAR READING or PSAT WRITING) each have an average of 50 and standard deviation of 10; the range for an "average" component SEI is 40 to 60. Component SEIs are computed only if at least eight tests are included.

2014-15 School Effectiveness Index (SEI) Detail

22-WOODROW WILSON HIGH SCHOOL

Overall SEI: 55.1

State accountability rating: Met Standard



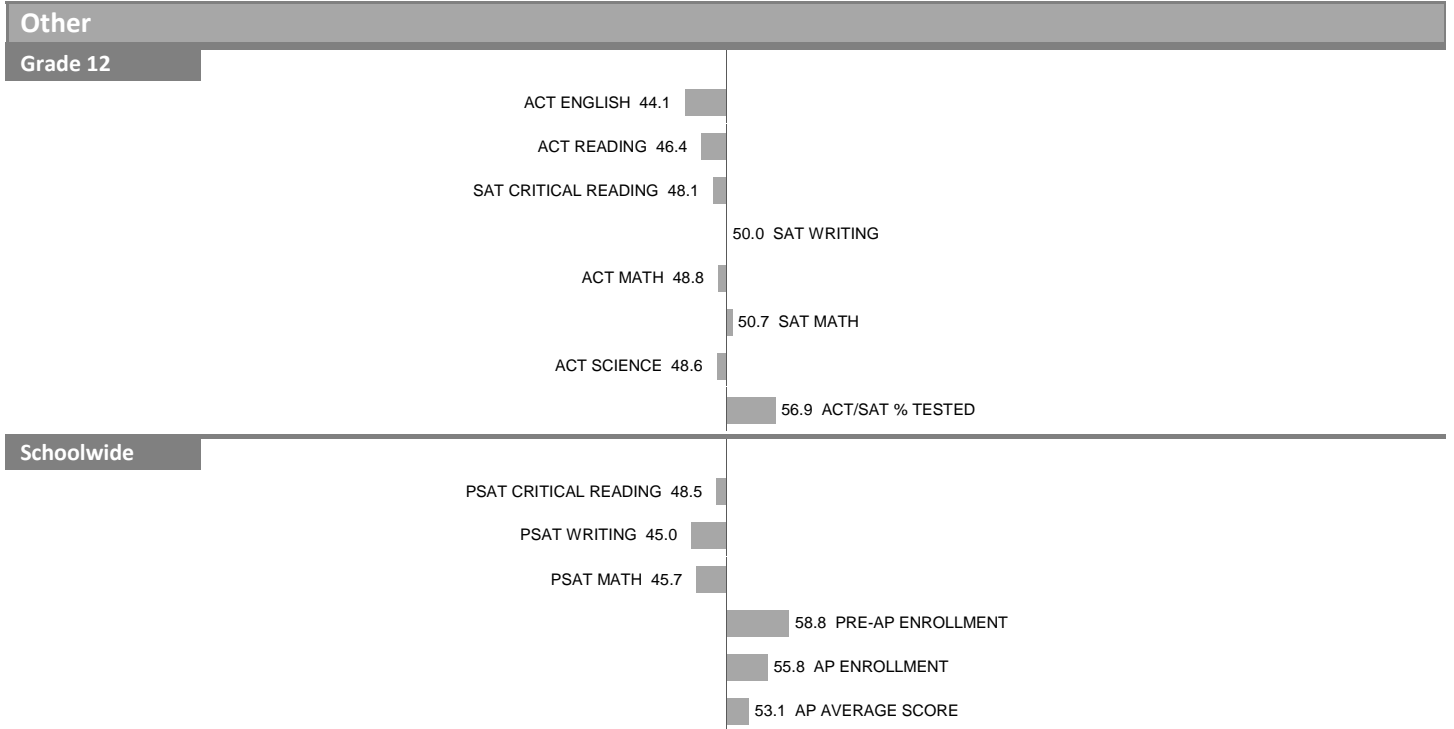
NOTES: "Overall SEI" has an average of 50 and standard deviation of 5; the range for an "average" overall SEI is 45 to 55. Component SEIs (e.g. Grade 5 STAAR READING or PSAT WRITING) each have an average of 50 and standard deviation of 10; the range for an "average" component SEI is 40 to 60. Component SEIs are computed only if at least eight tests are included.

2014-15 School Effectiveness Index (SEI) Detail

22-WOODROW WILSON HIGH SCHOOL

Overall SEI: 55.1

State accountability rating: Met Standard



NOTES: "Overall SEI" has an average of 50 and standard deviation of 5; the range for an "average" overall SEI is 45 to 55. Component SEIs (e.g. Grade 5 STAAR READING or PSAT WRITING) each have an average of 50 and standard deviation of 10; the range for an "average" component SEI is 40 to 60. Component SEIs are computed only if at least eight tests are included.

2014-15 School Effectiveness Index (SEI) Detail


25--SKYLINE HIGH SCHOOL

Overall SEI: 47.3

State accountability rating: Met Standard

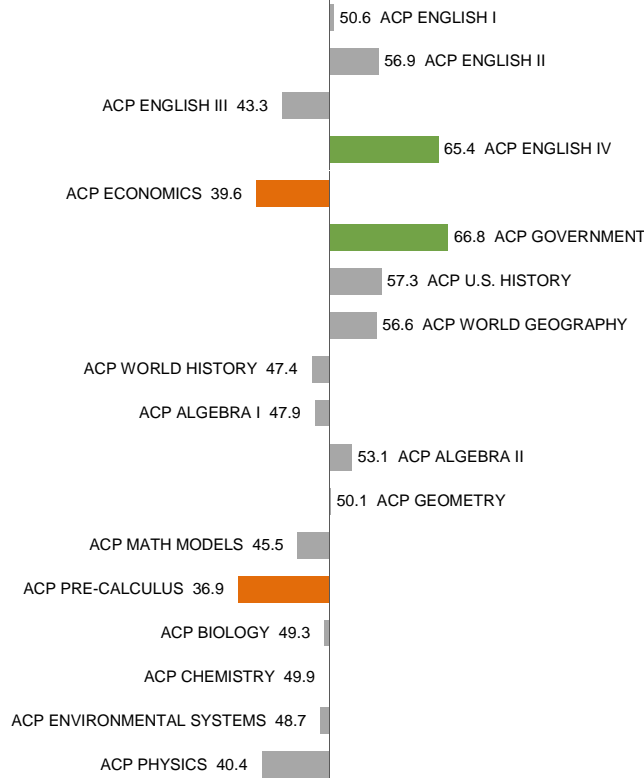
STAAR

Schoolwide



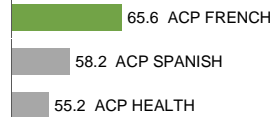
Core ACP

Schoolwide



Other ACP

Schoolwide



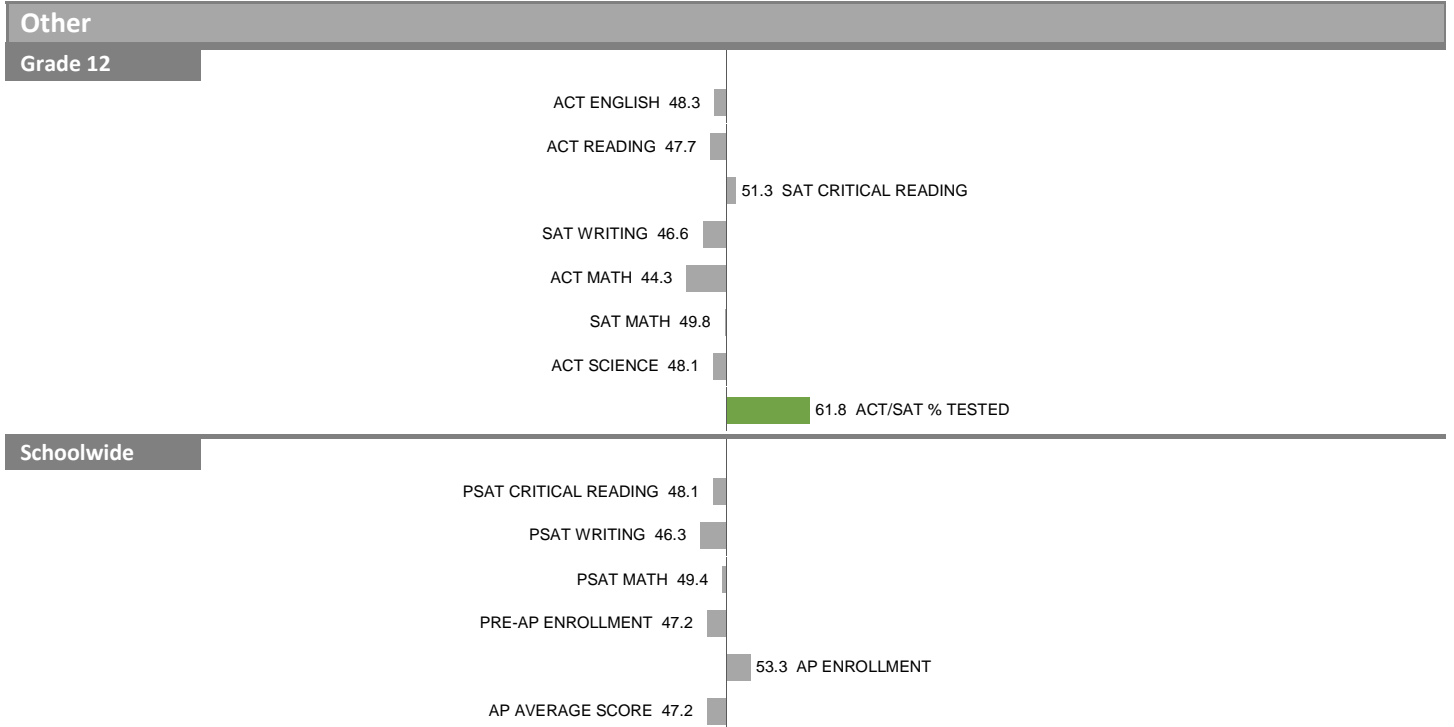
NOTES: "Overall SEI" has an average of 50 and standard deviation of 5; the range for an "average" overall SEI is 45 to 55. Component SEIs (e.g. Grade 5 STAAR READING or PSAT WRITING) each have an average of 50 and standard deviation of 10; the range for an "average" component SEI is 40 to 60. Component SEIs are computed only if at least eight tests are included.

2014-15 School Effectiveness Index (SEI) Detail

25--SKYLINE HIGH SCHOOL

Overall SEI: 47.3

State accountability rating: Met Standard



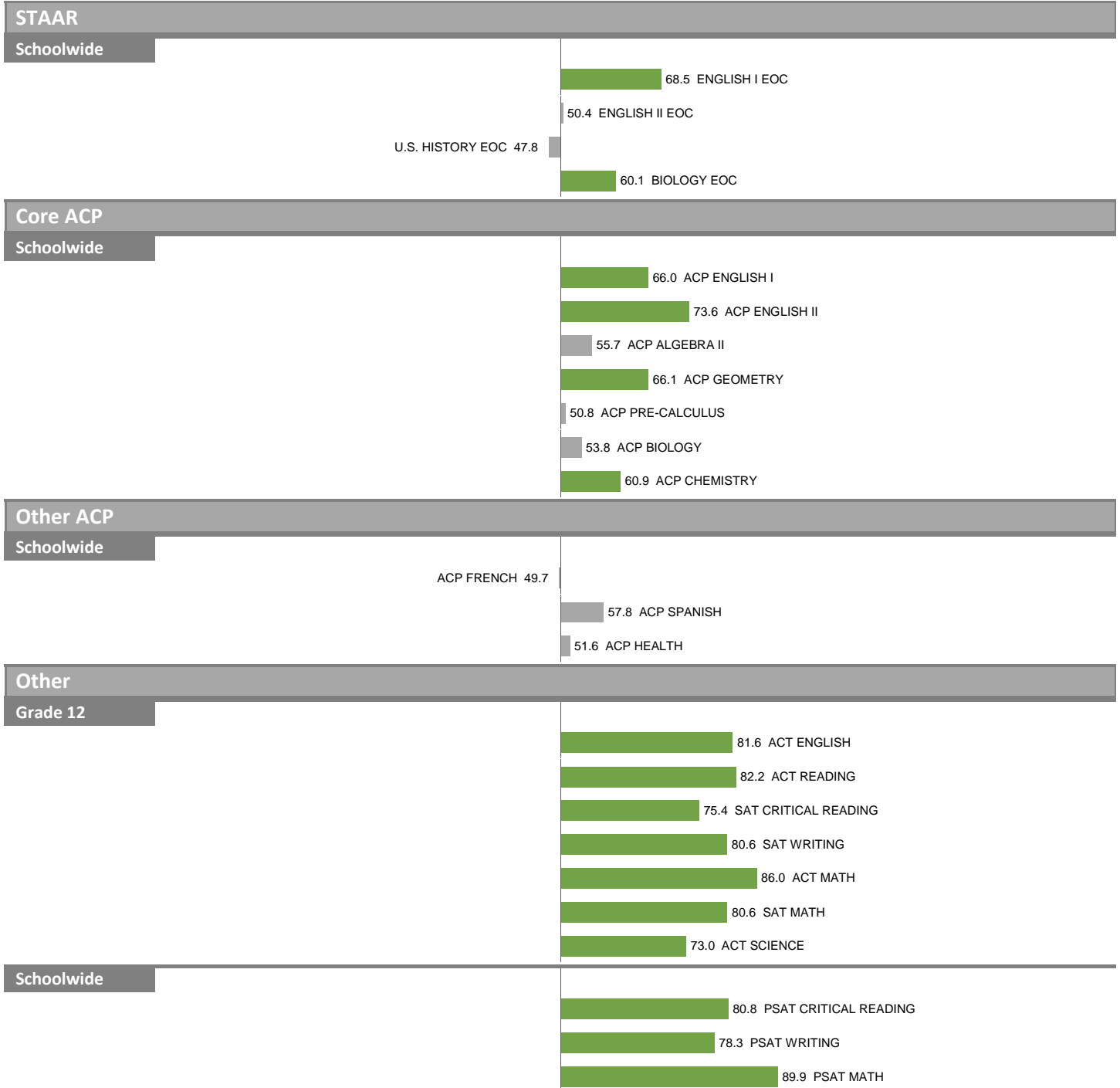
NOTES: "Overall SEI" has an average of 50 and standard deviation of 5; the range for an "average" overall SEI is 45 to 55. Component SEIs (e.g. Grade 5 STAAR READING or PSAT WRITING) each have an average of 50 and standard deviation of 10; the range for an "average" component SEI is 40 to 60. Component SEIs are computed only if at least eight tests are included.

2014-15 School Effectiveness Index (SEI) Detail

26--SCHOOL OF SCIENCE & ENGINEERING AT TOWNVIEW

Overall SEI: 63.5

State accountability rating: Met Standard



NOTES: "Overall SEI" has an average of 50 and standard deviation of 5; the range for an "average" overall SEI is 45 to 55. Component SEIs (e.g. Grade 5 STAAR READING or PSAT WRITING) each have an average of 50 and standard deviation of 10; the range for an "average" component SEI is 40 to 60. Component SEIs are computed only if at least eight tests are included.

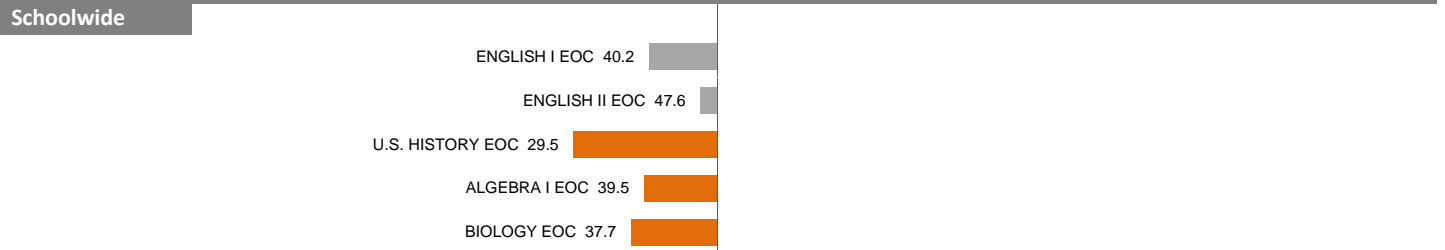
2014-15 School Effectiveness Index (SEI) Detail

32-JAMES MADISON HIGH SCHOOL

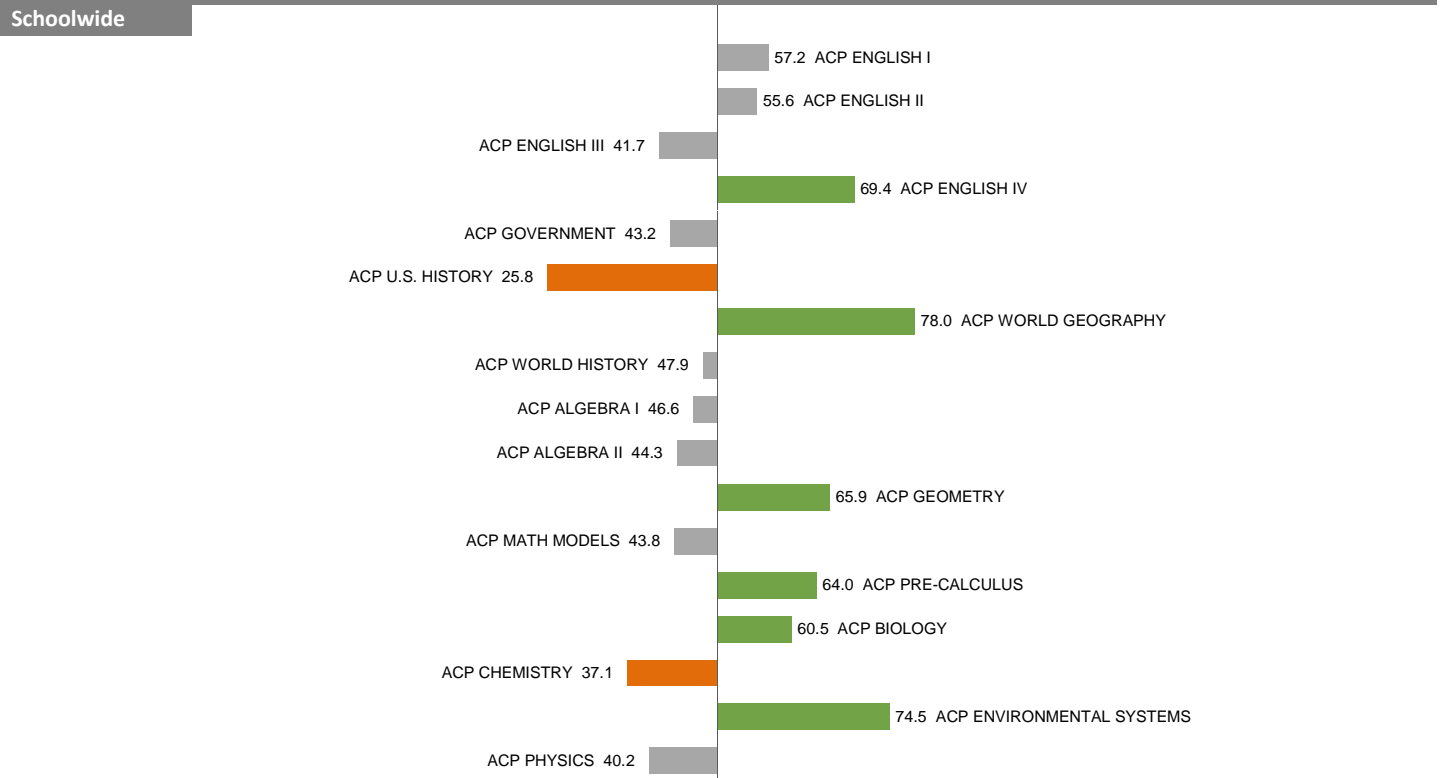
Overall SEI: 46.0

State accountability rating: Met Standard

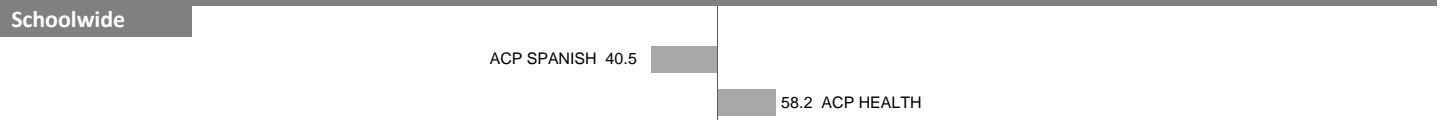
STAAR




Core ACP



Other ACP



Other



NOTES: "Overall SEI" has an average of 50 and standard deviation of 5; the range for an "average" overall SEI is 45 to 55. Component SEIs (e.g. Grade 5 STAAR READING or PSAT WRITING) each have an average of 50 and standard deviation of 10; the range for an "average" component SEI is 40 to 60. Component SEIs are computed only if at least eight tests are included.

2014-15 School Effectiveness Index (SEI) Detail

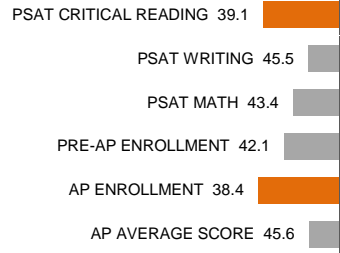
32-JAMES MADISON HIGH SCHOOL

Overall SEI: 46.0

State accountability rating: Met Standard

Other

Schoolwide



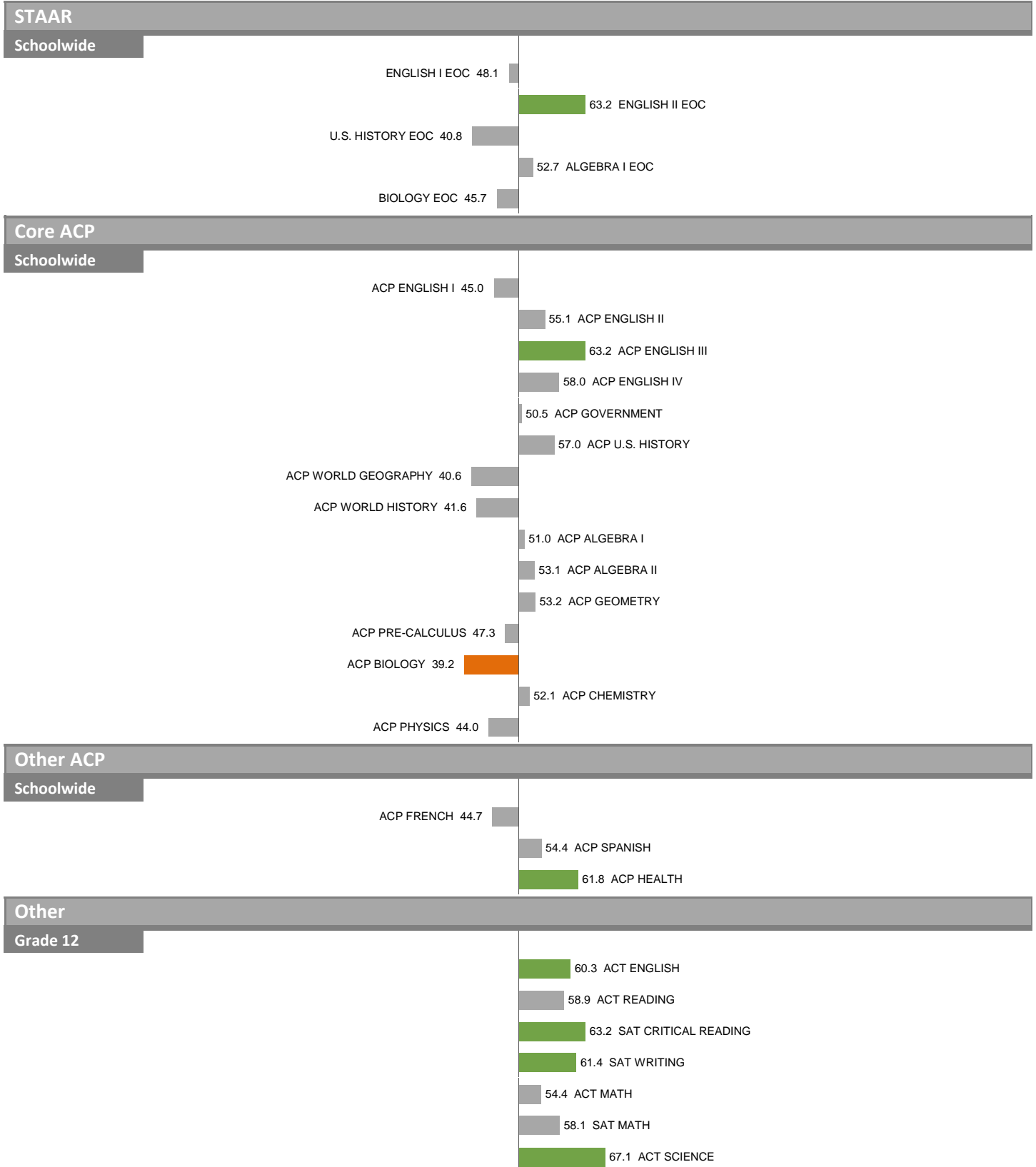
NOTES: "Overall SEI" has an average of 50 and standard deviation of 5; the range for an "average" overall SEI is 45 to 55. Component SEIs (e.g. Grade 5 STAAR READING or PSAT WRITING) each have an average of 50 and standard deviation of 10; the range for an "average" component SEI is 40 to 60. Component SEIs are computed only if at least eight tests are included.

2014-15 School Effectiveness Index (SEI) Detail

33-SCHOOL OF BUSINESS & MANAGEMENT AT TOWNVIEW

Overall SEI: 50.1

State accountability rating: Met Standard




NOTES: "Overall SEI" has an average of 50 and standard deviation of 5; the range for an "average" overall SEI is 45 to 55. Component SEIs (e.g. Grade 5 STAAR READING or PSAT WRITING) each have an average of 50 and standard deviation of 10; the range for an "average" component SEI is 40 to 60. Component SEIs are computed only if at least eight tests are included.

2014-15 School Effectiveness Index (SEI) Detail

33-SCHOOL OF BUSINESS & MANAGEMENT AT TOWNVIEW

Overall SEI: 50.1

State accountability rating: Met Standard



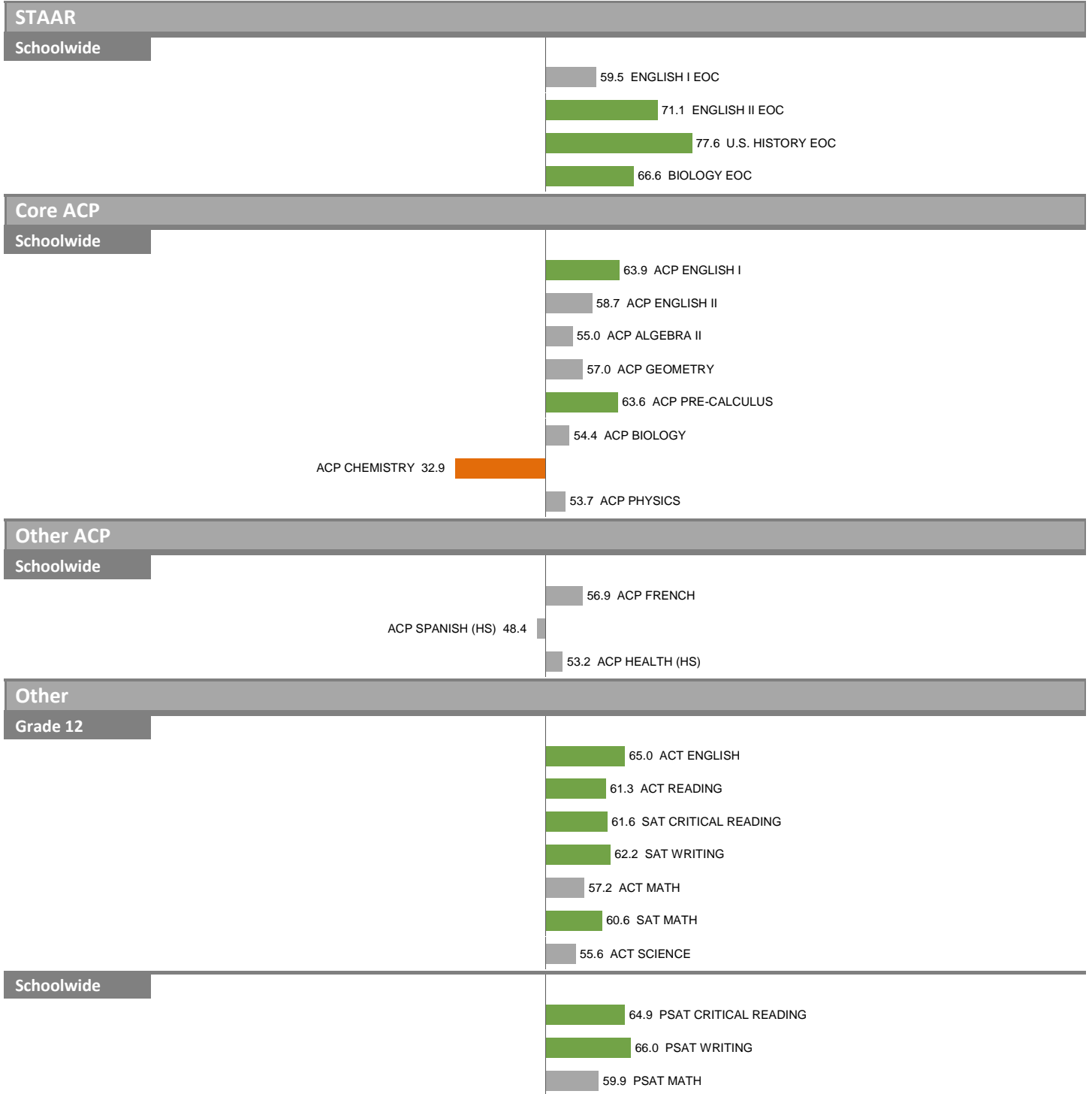
NOTES: "Overall SEI" has an average of 50 and standard deviation of 5; the range for an "average" overall SEI is 45 to 55. Component SEIs (e.g. Grade 5 STAAR READING or PSAT WRITING) each have an average of 50 and standard deviation of 10; the range for an "average" component SEI is 40 to 60. Component SEIs are computed only if at least eight tests are included.

2014-15 School Effectiveness Index (SEI) Detail

35-IRMA L. RANGEL YOUNG WOMENS LEADERSHIP SCHOOL (H)

Overall SEI: 61.6

State accountability rating: Met Standard




NOTES: "Overall SEI" has an average of 50 and standard deviation of 5; the range for an "average" overall SEI is 45 to 55. Component SEIs (e.g. Grade 5 STAAR READING or PSAT WRITING) each have an average of 50 and standard deviation of 10; the range for an "average" component SEI is 40 to 60. Component SEIs are computed only if at least eight tests are included.

2014-15 School Effectiveness Index (SEI) Detail

36--SCHOOL OF HEALTH PROFESSIONS AT TOWNVIEW

Overall SEI: 53.1

State accountability rating: Met Standard




NOTES: "Overall SEI" has an average of 50 and standard deviation of 5; the range for an "average" overall SEI is 45 to 55. Component SEIs (e.g. Grade 5 STAAR READING or PSAT WRITING) each have an average of 50 and standard deviation of 10; the range for an "average" component SEI is 40 to 60. Component SEIs are computed only if at least eight tests are included.

2014-15 School Effectiveness Index (SEI) Detail

36--SCHOOL OF HEALTH PROFESSIONS AT TOWNVIEW

Overall SEI: 53.1

State accountability rating: Met Standard



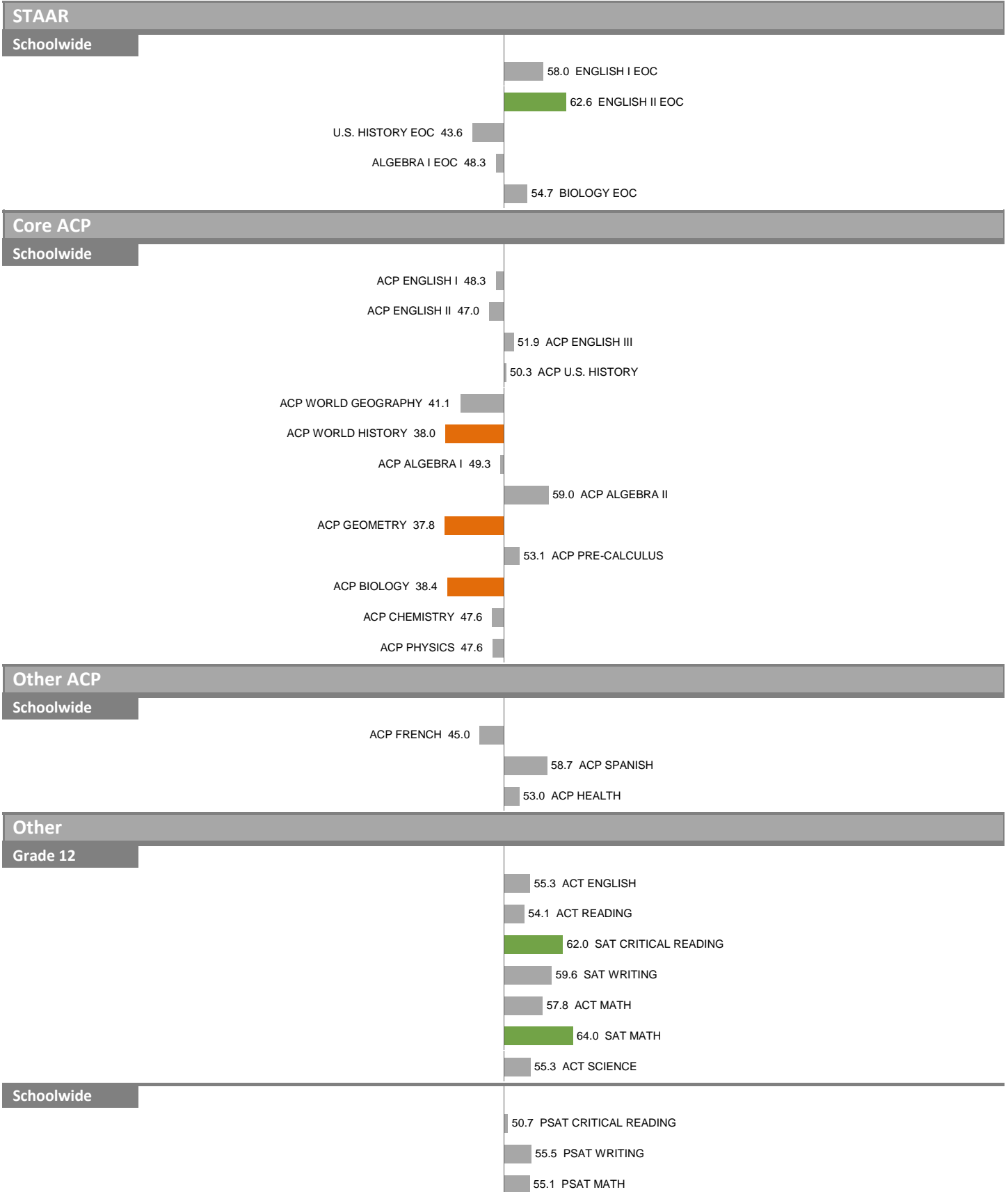
NOTES: "Overall SEI" has an average of 50 and standard deviation of 5; the range for an "average" overall SEI is 45 to 55. Component SEIs (e.g. Grade 5 STAAR READING or PSAT WRITING) each have an average of 50 and standard deviation of 10; the range for an "average" component SEI is 40 to 60. Component SEIs are computed only if at least eight tests are included.

2014-15 School Effectiveness Index (SEI) Detail

37–ROSIE M. COLLINS SORRELLS SCHOOL OF EDUCATION

Overall SEI: 50.1

State accountability rating: Met Standard



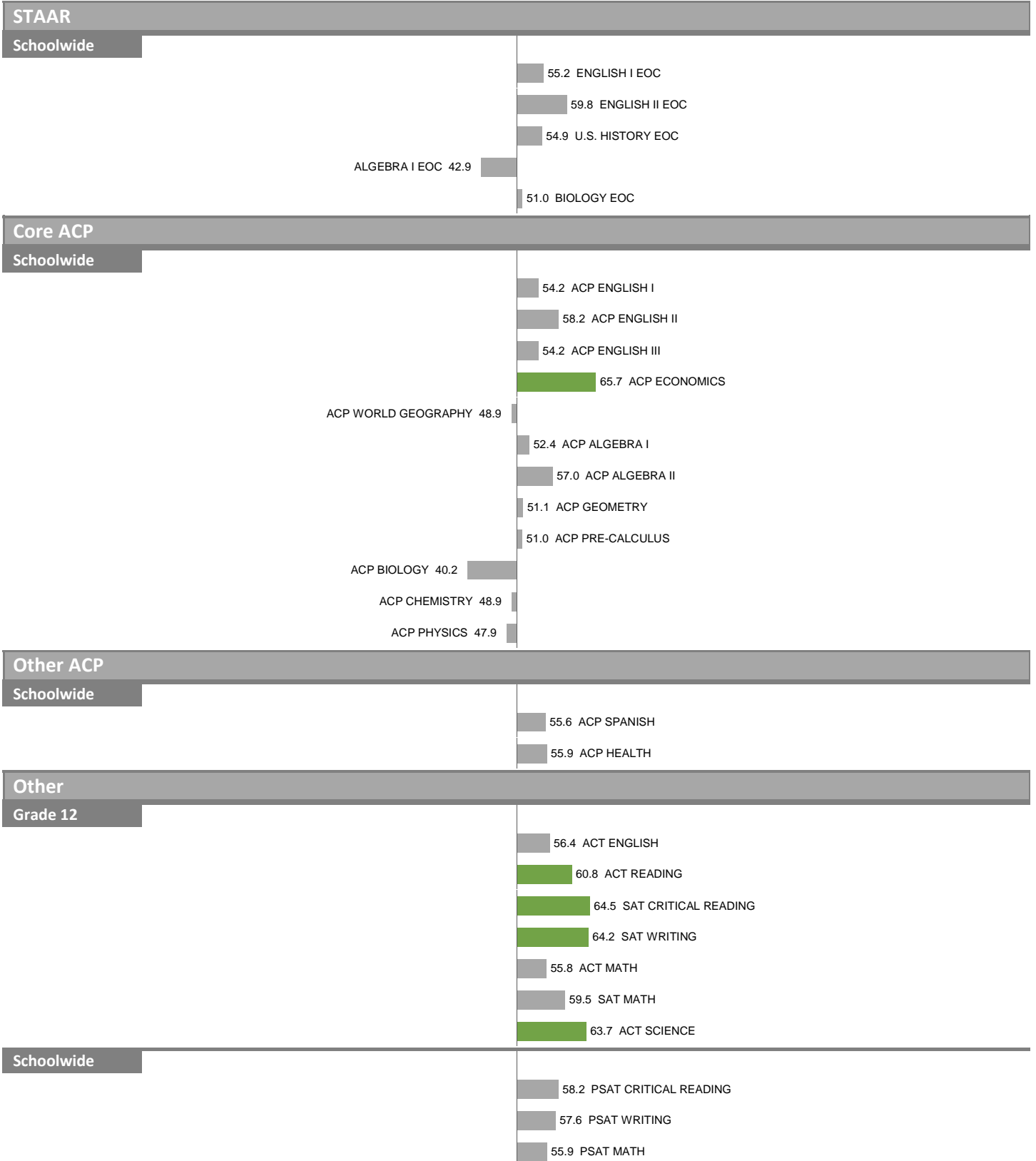
NOTES: "Overall SEI" has an average of 50 and standard deviation of 5; the range for an "average" overall SEI is 45 to 55. Component SEIs (e.g. Grade 5 STAAR READING or PSAT WRITING) each have an average of 50 and standard deviation of 10; the range for an "average" component SEI is 40 to 60. Component SEIs are computed only if at least eight tests are included.

2014-15 School Effectiveness Index (SEI) Detail

38-JUDGE BAREFOOT SANDERS MAGNET CENTER FOR PUBLIC SERVICE

Overall SEI: 53.5

State accountability rating: Met Standard



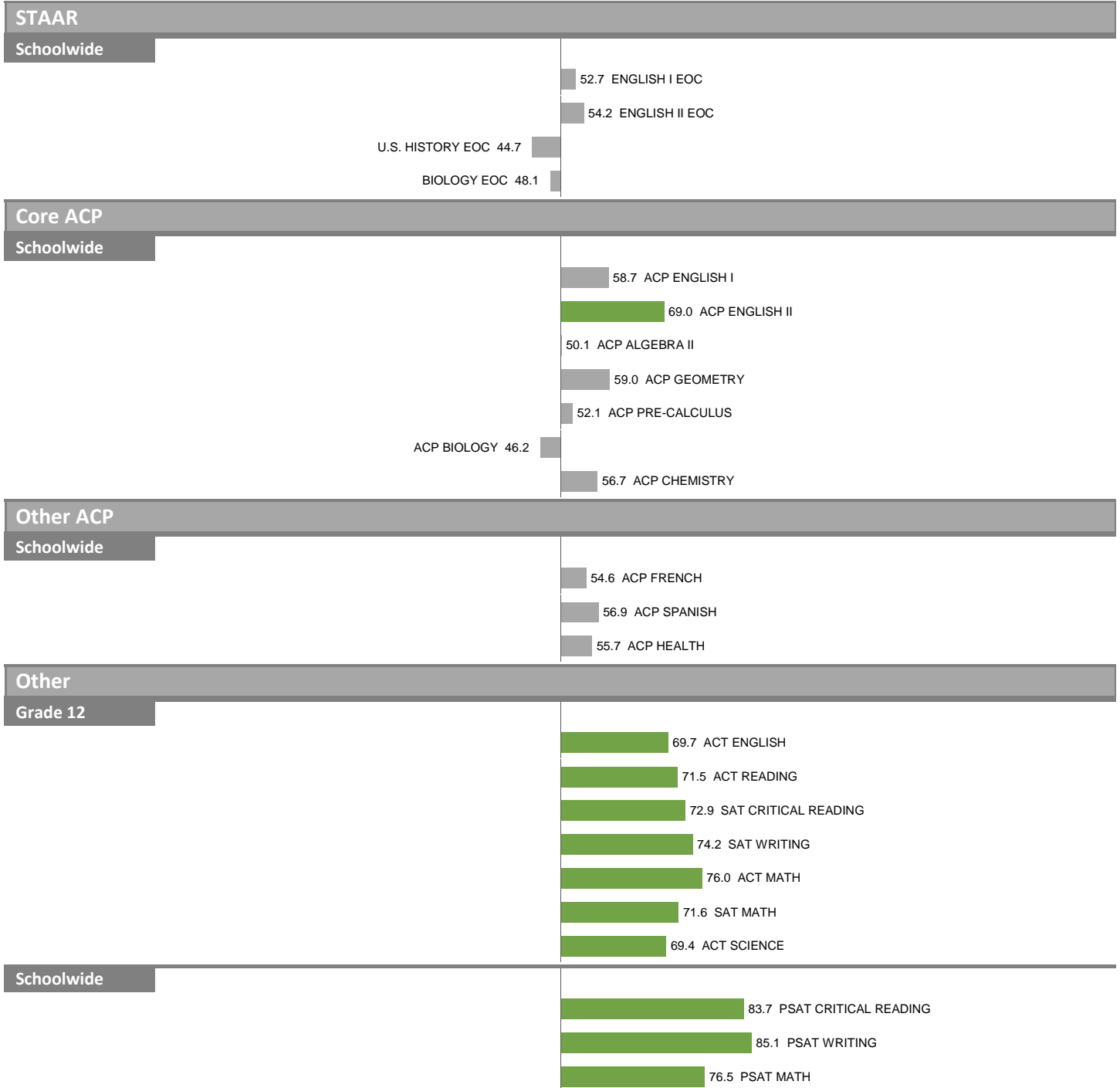
NOTES: "Overall SEI" has an average of 50 and standard deviation of 5; the range for an "average" overall SEI is 45 to 55. Component SEIs (e.g. Grade 5 STAAR READING or PSAT WRITING) each have an average of 50 and standard deviation of 10; the range for an "average" component SEI is 40 to 60. Component SEIs are computed only if at least eight tests are included.

2014-15 School Effectiveness Index (SEI) Detail

39-SCHOOL FOR THE TALENTED & GIFTED AT TOWNVIEW

Overall SEI: 57.1

State accountability rating: Met Standard



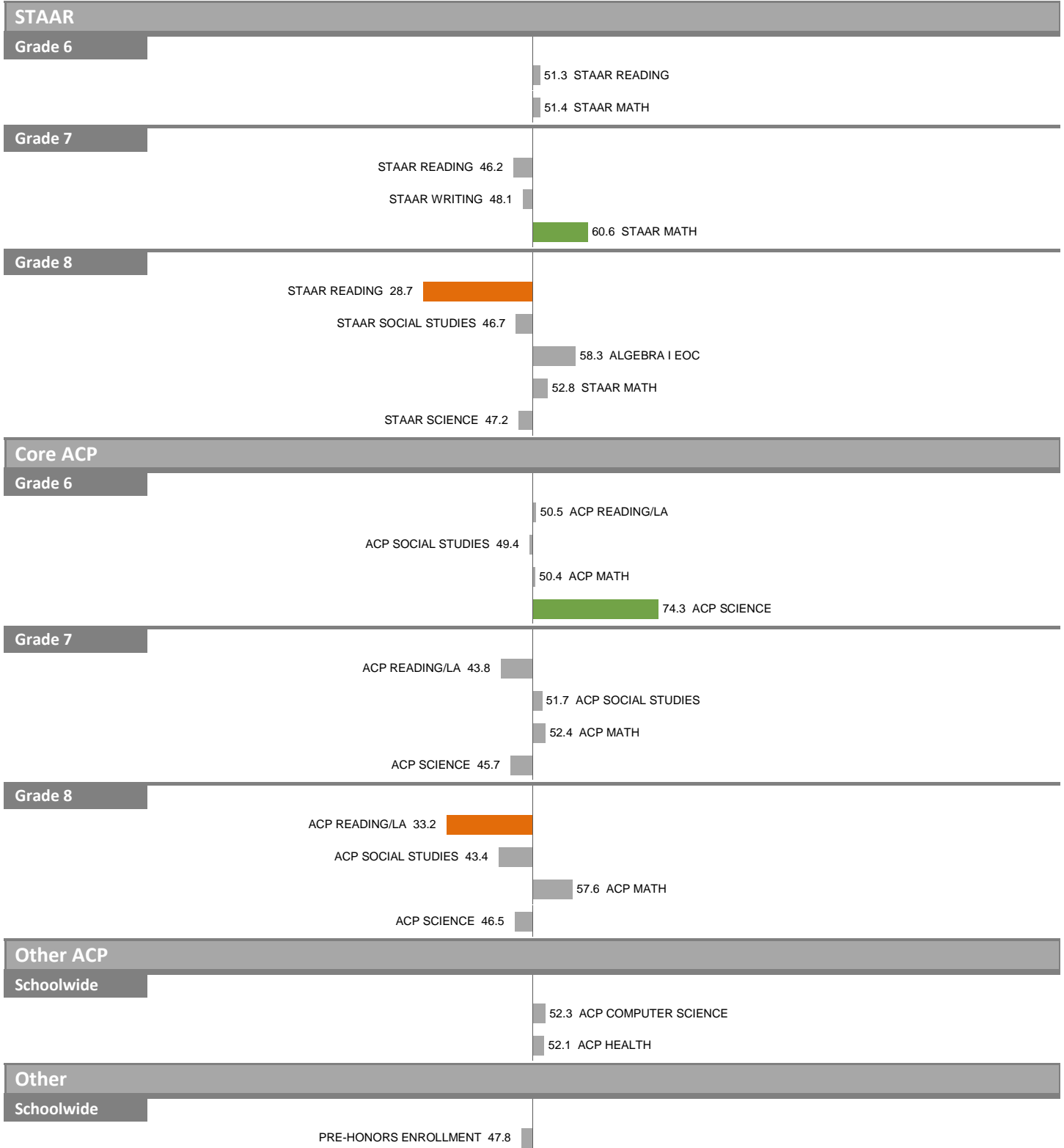
NOTES: "Overall SEI" has an average of 50 and standard deviation of 5; the range for an "average" overall SEI is 45 to 55. Component SEIs (e.g. Grade 5 STAAR READING or PSAT WRITING) each have an average of 50 and standard deviation of 10; the range for an "average" component SEI is 40 to 60. Component SEIs are computed only if at least eight tests are included.

2014-15 School Effectiveness Index (SEI) Detail

53--J.L. LONG MIDDLE SCHOOL

Overall SEI: 48.7

State accountability rating: Met Standard



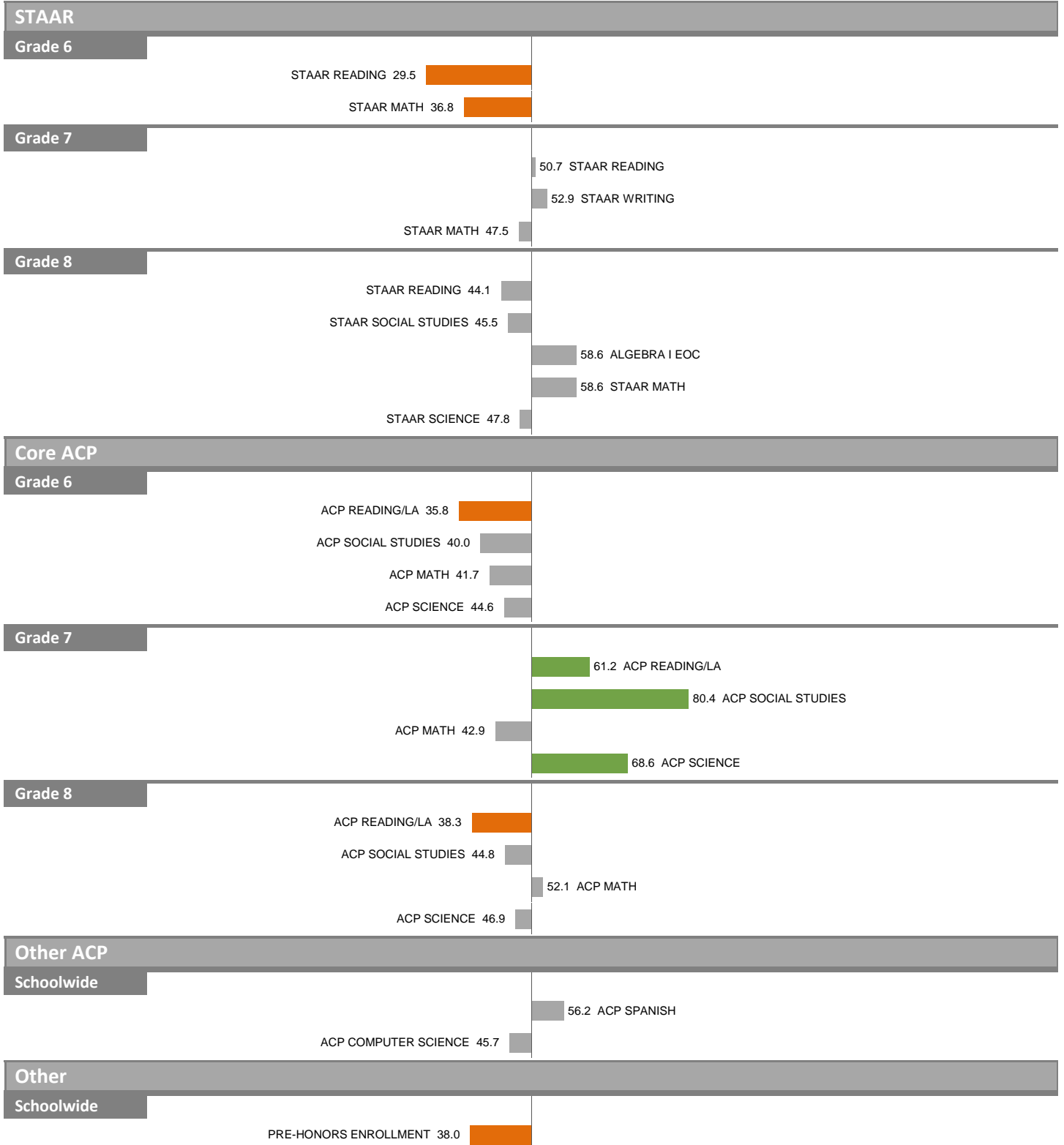
NOTES: "Overall SEI" has an average of 50 and standard deviation of 5; the range for an "average" overall SEI is 45 to 55. Component SEIs (e.g. Grade 5 STAAR READING or PSAT WRITING) each have an average of 50 and standard deviation of 10; the range for an "average" component SEI is 40 to 60. Component SEIs are computed only if at least eight tests are included.

2014-15 School Effectiveness Index (SEI) Detail

60-BOUDE STOREY MIDDLE SCHOOL

Overall SEI: 49.8

State accountability rating: Improvement Required



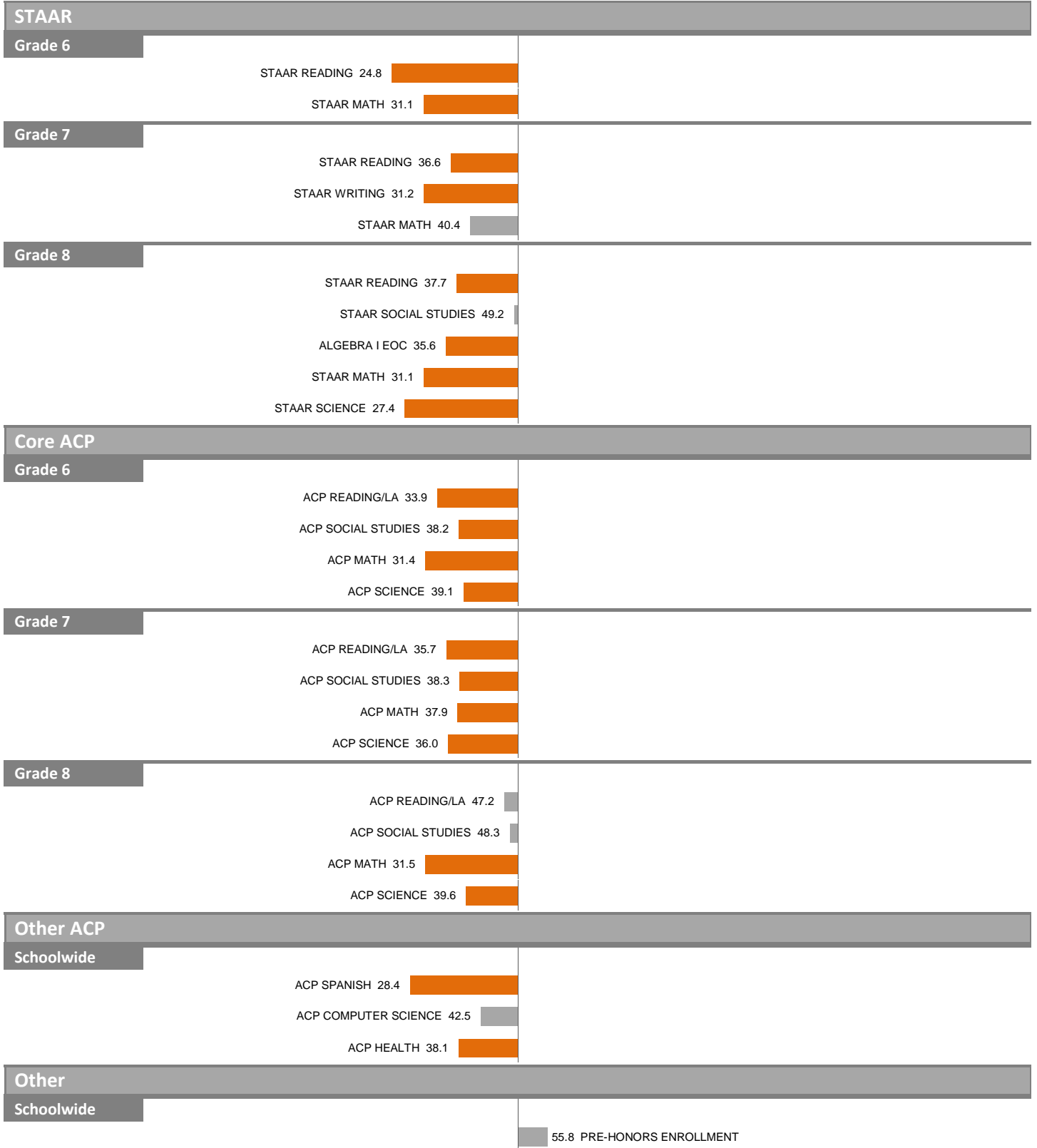
NOTES: "Overall SEI" has an average of 50 and standard deviation of 5; the range for an "average" overall SEI is 45 to 55. Component SEIs (e.g. Grade 5 STAAR READING or PSAT WRITING) each have an average of 50 and standard deviation of 10; the range for an "average" component SEI is 40 to 60. Component SEIs are computed only if at least eight tests are included.

2014-15 School Effectiveness Index (SEI) Detail

62-BILLY EARL DADE MIDDLE SCHOOL

Overall SEI: 37.2

State accountability rating: Improvement Required




NOTES: "Overall SEI" has an average of 50 and standard deviation of 5; the range for an "average" overall SEI is 45 to 55. Component SEIs (e.g. Grade 5 STAAR READING or PSAT WRITING) each have an average of 50 and standard deviation of 10; the range for an "average" component SEI is 40 to 60. Component SEIs are computed only if at least eight tests are included.

2014-15 School Effectiveness Index (SEI) Detail

66-HARRY STONE MONTESSORI ACADEMY

Overall SEI: 54.6

State accountability rating: Met Standard



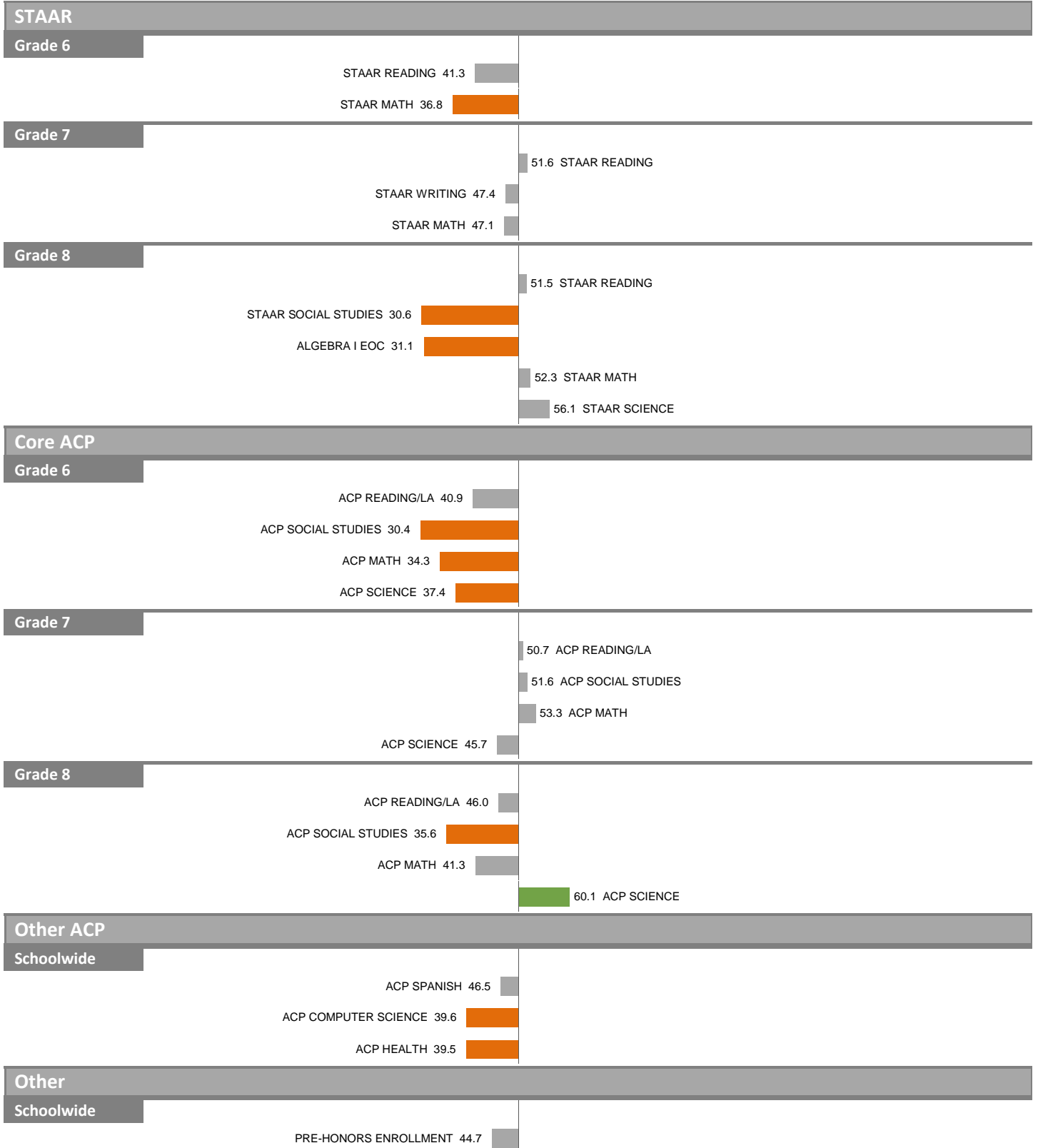
NOTES: "Overall SEI" has an average of 50 and standard deviation of 5; the range for an "average" overall SEI is 45 to 55. Component SEIs (e.g. Grade 5 STAAR READING or PSAT WRITING) each have an average of 50 and standard deviation of 10; the range for an "average" component SEI is 40 to 60. Component SEIs are computed only if at least eight tests are included.

2014-15 School Effectiveness Index (SEI) Detail

72-SARAH ZUMWALT MIDDLE SCHOOL

Overall SEI: 45.5

State accountability rating: Improvement Required




NOTES: "Overall SEI" has an average of 50 and standard deviation of 5; the range for an "average" overall SEI is 45 to 55. Component SEIs (e.g. Grade 5 STAAR READING or PSAT WRITING) each have an average of 50 and standard deviation of 10; the range for an "average" component SEI is 40 to 60. Component SEIs are computed only if at least eight tests are included.

2014-15 School Effectiveness Index (SEI) Detail

76--HAROLD W. LANG, SR. MIDDLE SCHOOL

Overall SEI: 45.4

State accountability rating: Improvement Required




NOTES: "Overall SEI" has an average of 50 and standard deviation of 5; the range for an "average" overall SEI is 45 to 55. Component SEIs (e.g. Grade 5 STAAR READING or PSAT WRITING) each have an average of 50 and standard deviation of 10; the range for an "average" component SEI is 40 to 60. Component SEIs are computed only if at least eight tests are included.

2014-15 School Effectiveness Index (SEI) Detail

118–W.W. BUSHMAN ELEMENTARY SCHOOL

Overall SEI: 57.2

State accountability rating: Met Standard




NOTES: "Overall SEI" has an average of 50 and standard deviation of 5; the range for an "average" overall SEI is 45 to 55. Component SEIs (e.g. Grade 5 STAAR READING or PSAT WRITING) each have an average of 50 and standard deviation of 10; the range for an "average" component SEI is 40 to 60. Component SEIs are computed only if at least eight tests are included.

2014-15 School Effectiveness Index (SEI) Detail

128—MARTIN LUTHER KING, JR. LEARNING CENTER

Overall SEI: 47.0

State accountability rating: Met Standard



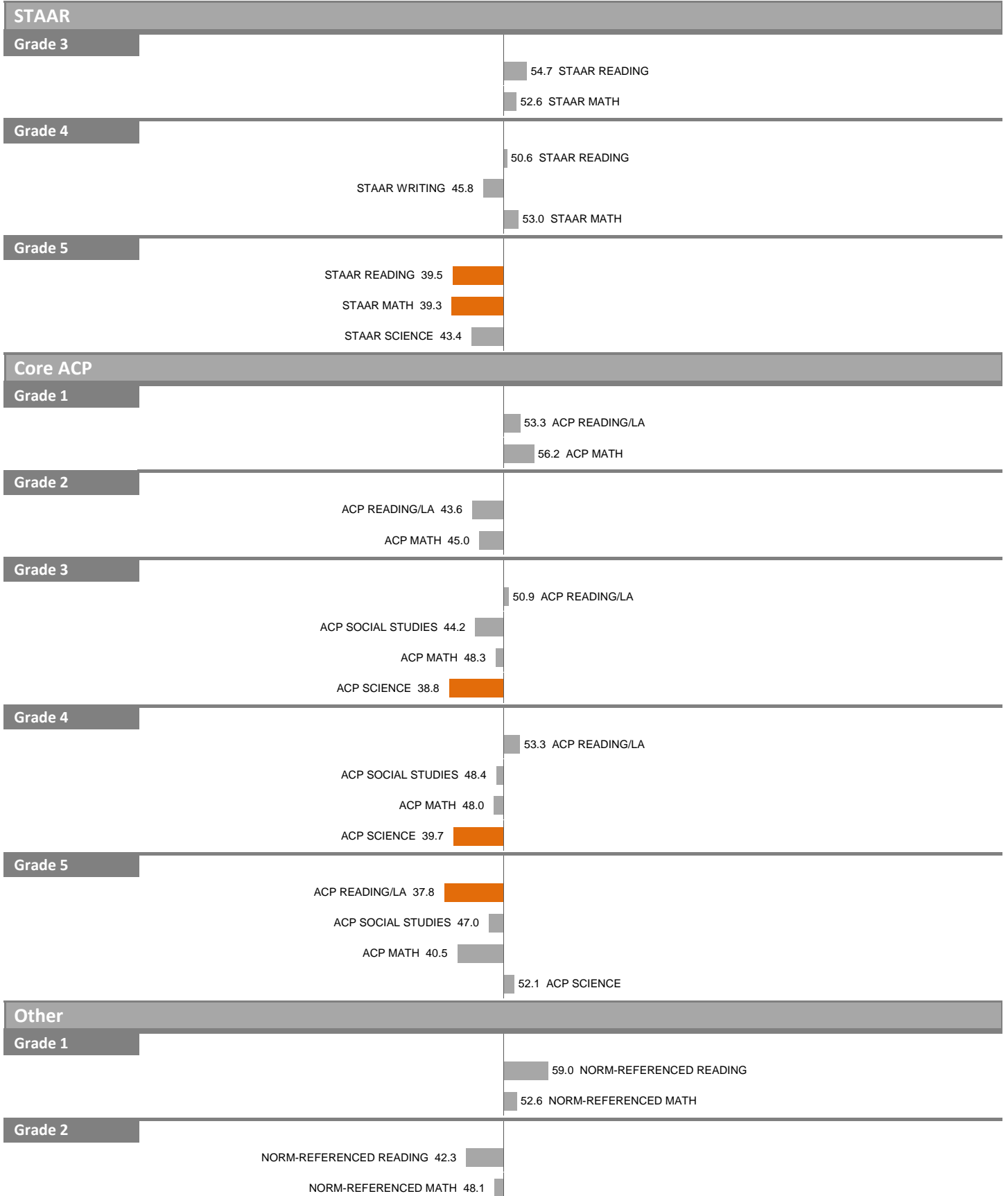
NOTES: "Overall SEI" has an average of 50 and standard deviation of 5; the range for an "average" overall SEI is 45 to 55. Component SEIs (e.g. Grade 5 STAAR READING or PSAT WRITING) each have an average of 50 and standard deviation of 10; the range for an "average" component SEI is 40 to 60. Component SEIs are computed only if at least eight tests are included.

2014-15 School Effectiveness Index (SEI) Detail

129—S.S. CONNER ELEMENTARY SCHOOL

Overall SEI: 48.0

State accountability rating: Met Standard




NOTES: "Overall SEI" has an average of 50 and standard deviation of 5; the range for an "average" overall SEI is 45 to 55. Component SEIs (e.g. Grade 5 STAAR READING or PSAT WRITING) each have an average of 50 and standard deviation of 10; the range for an "average" component SEI is 40 to 60. Component SEIs are computed only if at least eight tests are included.

2014-15 School Effectiveness Index (SEI) Detail

133-BARBARA JORDAN ELEMENTARY SCHOOL

Overall SEI: 47.8

State accountability rating: Met Standard



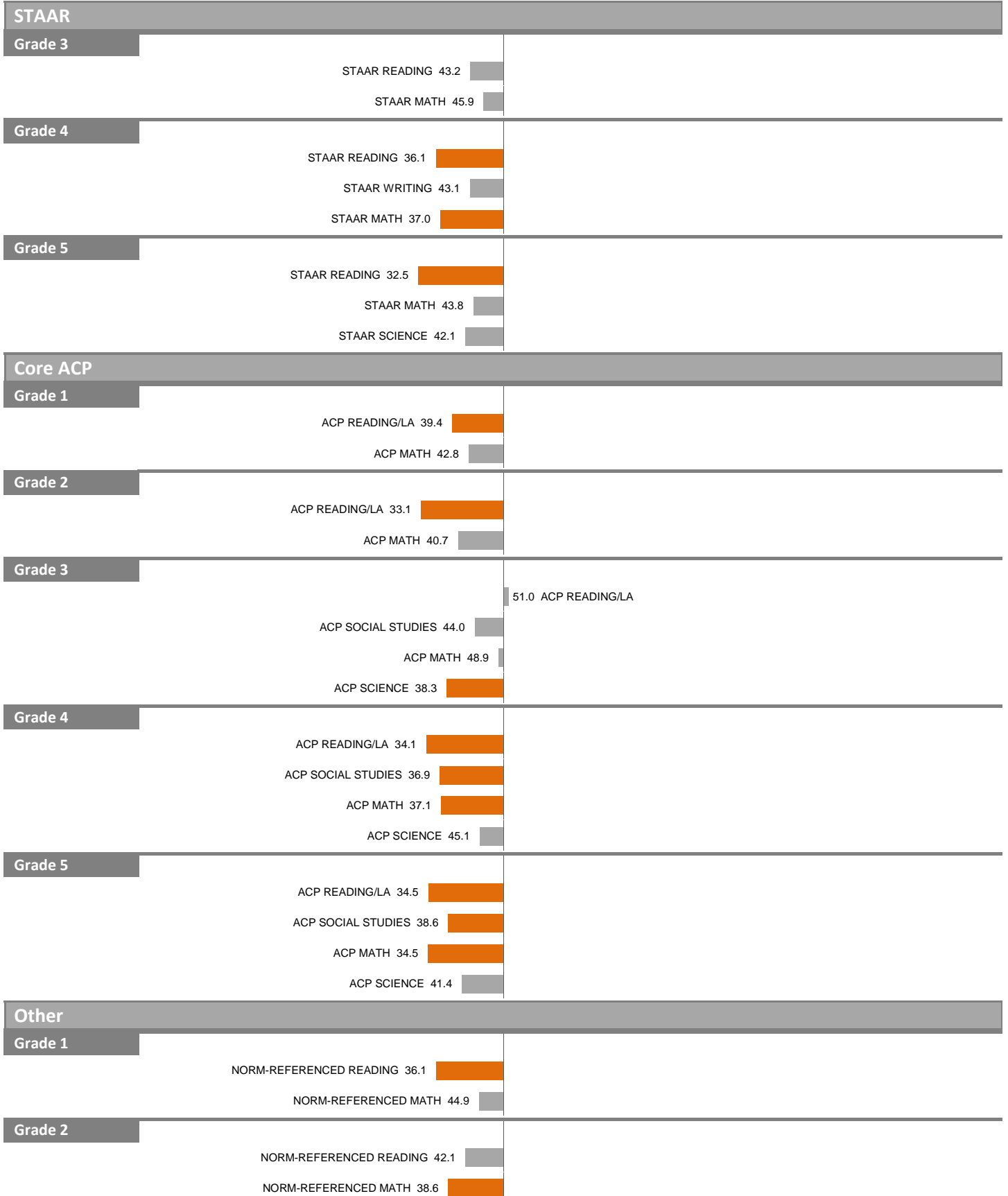
NOTES: "Overall SEI" has an average of 50 and standard deviation of 5; the range for an "average" overall SEI is 45 to 55. Component SEIs (e.g. Grade 5 STAAR READING or PSAT WRITING) each have an average of 50 and standard deviation of 10; the range for an "average" component SEI is 40 to 60. Component SEIs are computed only if at least eight tests are included.

2014-15 School Effectiveness Index (SEI) Detail

139-PAUL L. DUNBAR LEARNING CENTER

Overall SEI: 40.6

State accountability rating: Improvement Required



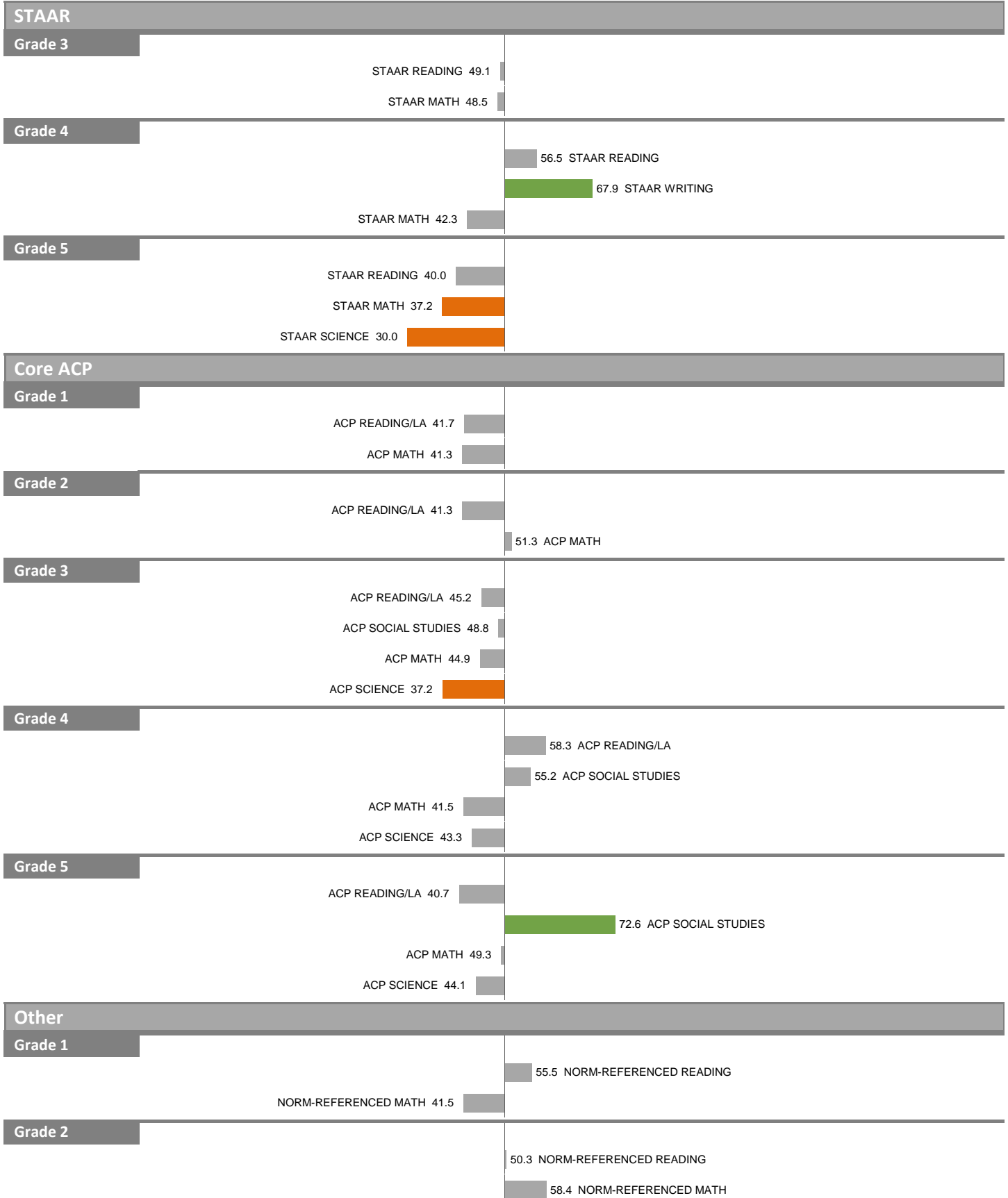
NOTES: "Overall SEI" has an average of 50 and standard deviation of 5; the range for an "average" overall SEI is 45 to 55. Component SEIs (e.g. Grade 5 STAAR READING or PSAT WRITING) each have an average of 50 and standard deviation of 10; the range for an "average" component SEI is 40 to 60. Component SEIs are computed only if at least eight tests are included.

2014-15 School Effectiveness Index (SEI) Detail

155-C.A. TATUM, JR. ELEMENTARY SCHOOL

Overall SEI: 47.9

State accountability rating: Met Standard




NOTES: "Overall SEI" has an average of 50 and standard deviation of 5; the range for an "average" overall SEI is 45 to 55. Component SEIs (e.g. Grade 5 STAAR READING or PSAT WRITING) each have an average of 50 and standard deviation of 10; the range for an "average" component SEI is 40 to 60. Component SEIs are computed only if at least eight tests are included.

2014-15 School Effectiveness Index (SEI) Detail

162–STONEWALL JACKSON ELEMENTARY SCHOOL

Overall SEI: 55.7

State accountability rating: Met Standard



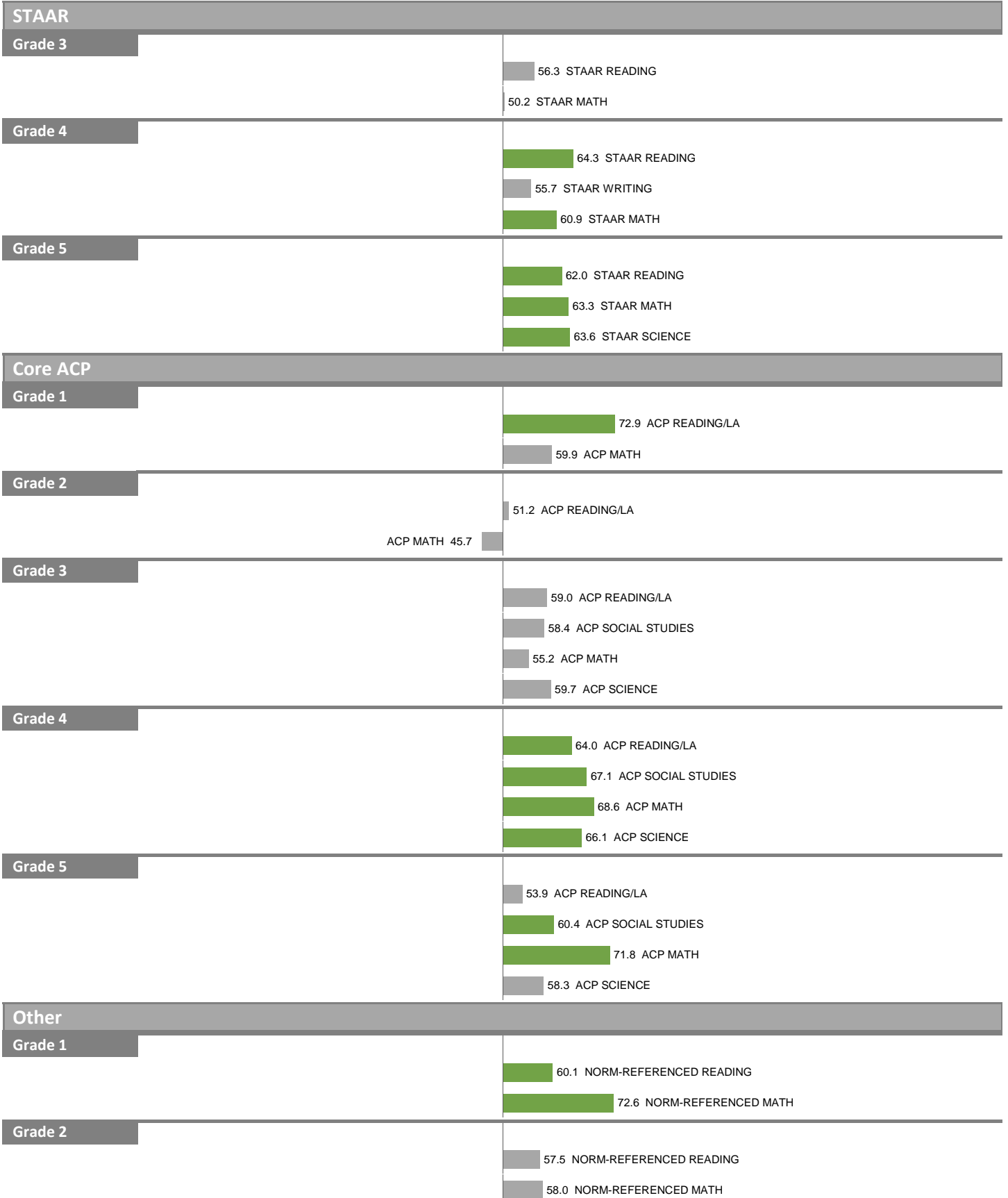
NOTES: "Overall SEI" has an average of 50 and standard deviation of 5; the range for an "average" overall SEI is 45 to 55. Component SEIs (e.g. Grade 5 STAAR READING or PSAT WRITING) each have an average of 50 and standard deviation of 10; the range for an "average" component SEI is 40 to 60. Component SEIs are computed only if at least eight tests are included.

2014-15 School Effectiveness Index (SEI) Detail

171-LAKEWOOD ELEMENTARY SCHOOL

Overall SEI: 60.0

State accountability rating: Met Standard



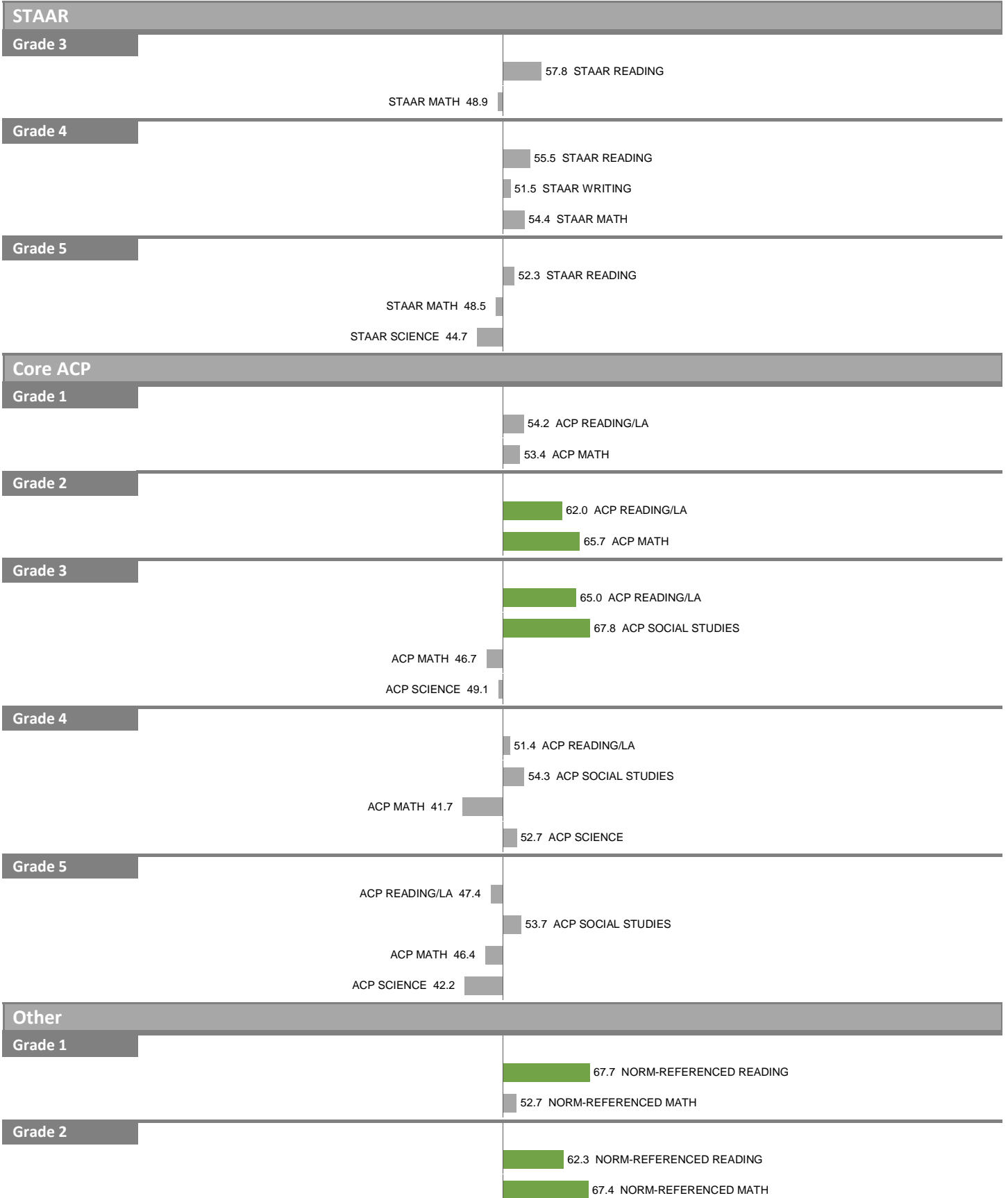
NOTES: "Overall SEI" has an average of 50 and standard deviation of 5; the range for an "average" overall SEI is 45 to 55. Component SEIs (e.g. Grade 5 STAAR READING or PSAT WRITING) each have an average of 50 and standard deviation of 10; the range for an "average" component SEI is 40 to 60. Component SEIs are computed only if at least eight tests are included.

2014-15 School Effectiveness Index (SEI) Detail

174-ROBERT E. LEE ELEMENTARY SCHOOL

Overall SEI: 54.6

State accountability rating: Met Standard




NOTES: "Overall SEI" has an average of 50 and standard deviation of 5; the range for an "average" overall SEI is 45 to 55. Component SEIs (e.g. Grade 5 STAAR READING or PSAT WRITING) each have an average of 50 and standard deviation of 10; the range for an "average" component SEI is 40 to 60. Component SEIs are computed only if at least eight tests are included.

2014-15 School Effectiveness Index (SEI) Detail

177–WILLIAM LIPSCOMB ELEMENTARY SCHOOL

Overall SEI: 52.0

State accountability rating: Met Standard




NOTES: "Overall SEI" has an average of 50 and standard deviation of 5; the range for an "average" overall SEI is 45 to 55. Component SEIs (e.g. Grade 5 STAAR READING or PSAT WRITING) each have an average of 50 and standard deviation of 10; the range for an "average" component SEI is 40 to 60. Component SEIs are computed only if at least eight tests are included.

2014-15 School Effectiveness Index (SEI) Detail

178-H.I. HOLLAND ELEMENTARY SCHOOL AT LISBON

Overall SEI: 56.5

State accountability rating: Met Standard



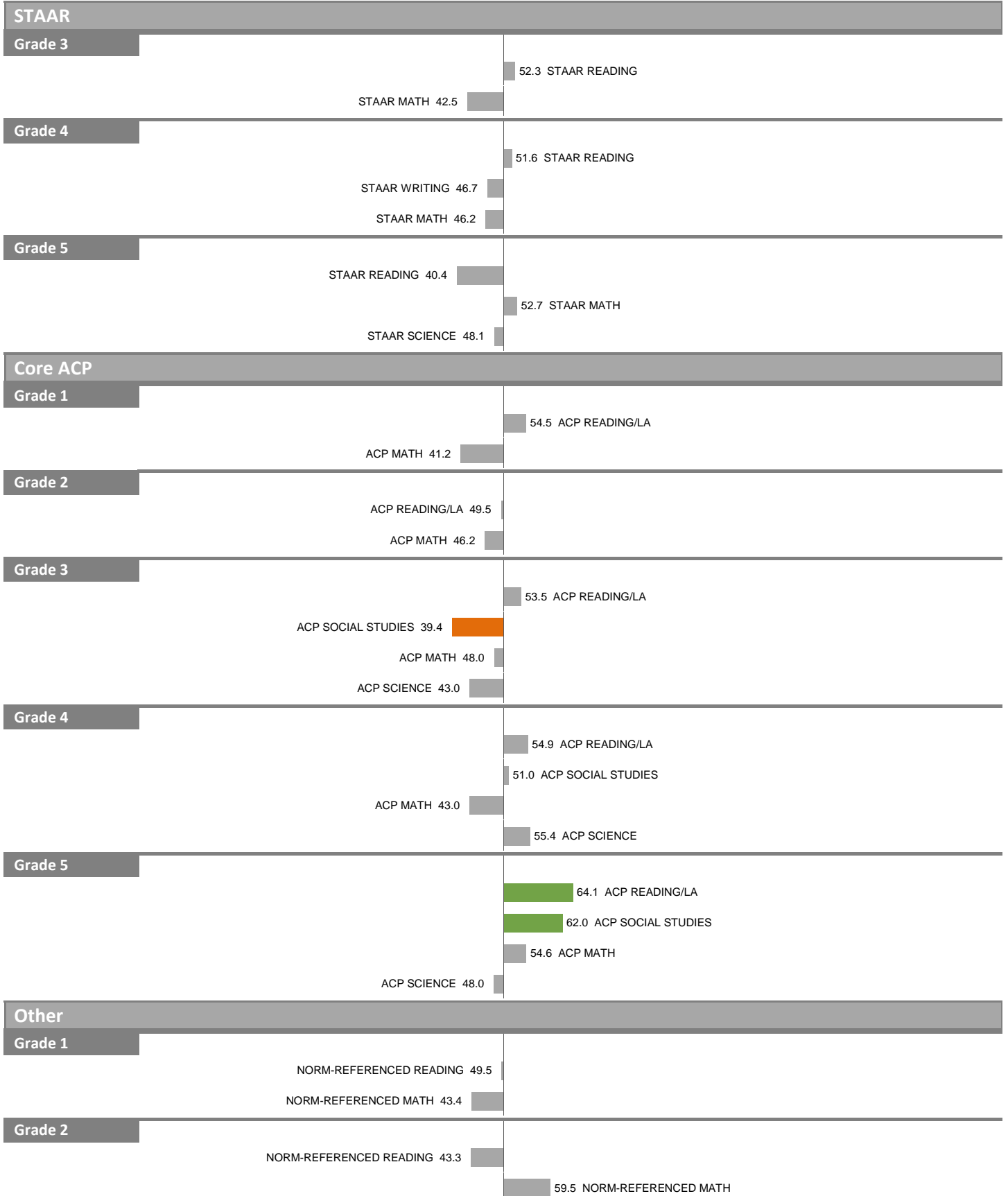
NOTES: "Overall SEI" has an average of 50 and standard deviation of 5; the range for an "average" overall SEI is 45 to 55. Component SEIs (e.g. Grade 5 STAAR READING or PSAT WRITING) each have an average of 50 and standard deviation of 10; the range for an "average" component SEI is 40 to 60. Component SEIs are computed only if at least eight tests are included.

2014-15 School Effectiveness Index (SEI) Detail

183–THOMAS L. MARSALIS ELEMENTARY SCHOOL

Overall SEI: 48.6

State accountability rating: Met Standard



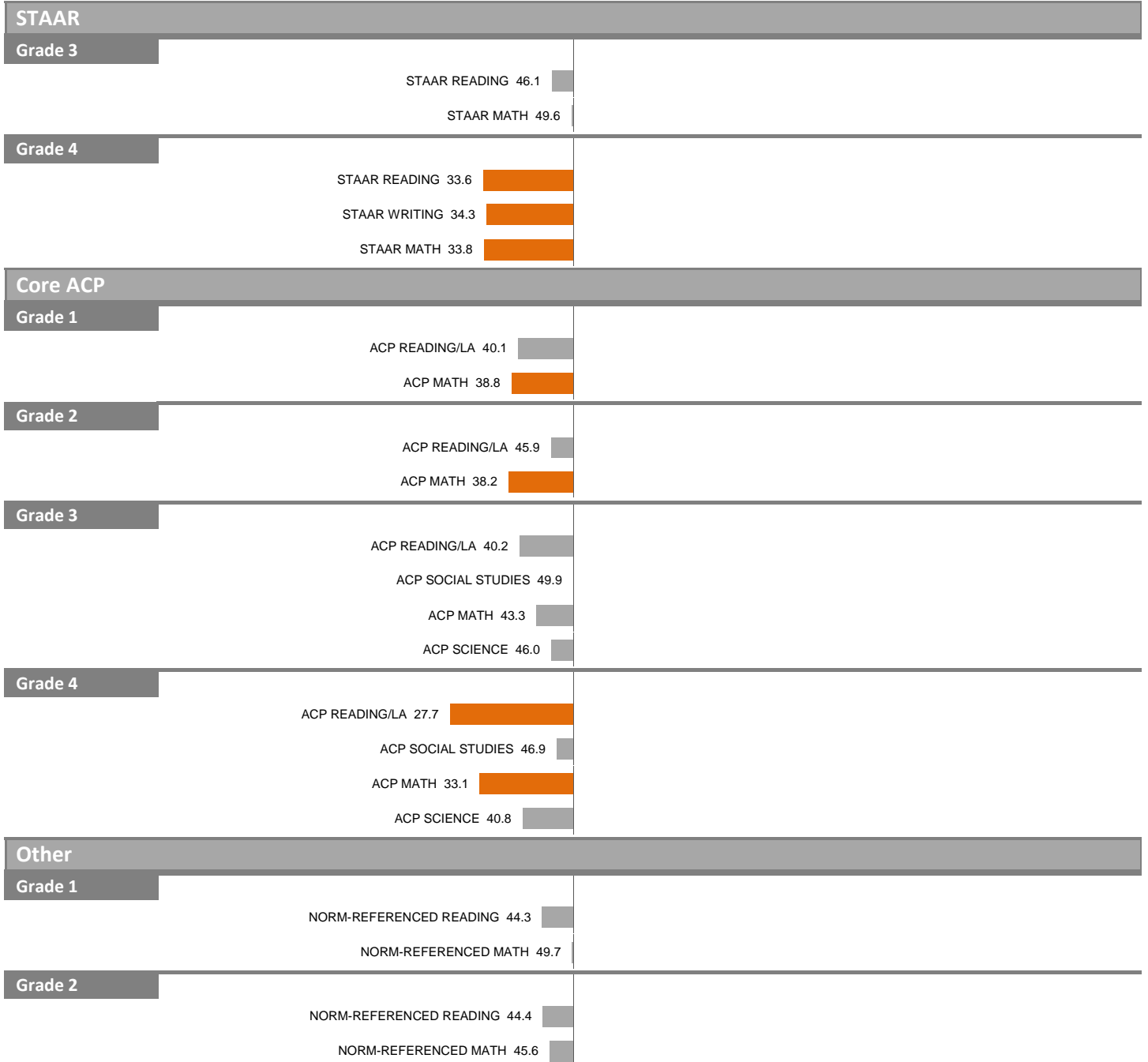
NOTES: "Overall SEI" has an average of 50 and standard deviation of 5; the range for an "average" overall SEI is 45 to 55. Component SEIs (e.g. Grade 5 STAAR READING or PSAT WRITING) each have an average of 50 and standard deviation of 10; the range for an "average" component SEI is 40 to 60. Component SEIs are computed only if at least eight tests are included.

2014-15 School Effectiveness Index (SEI) Detail

188-MOUNT AUBURN ELEMENTARY SCHOOL

Overall SEI: 42.3

State accountability rating: Improvement Required



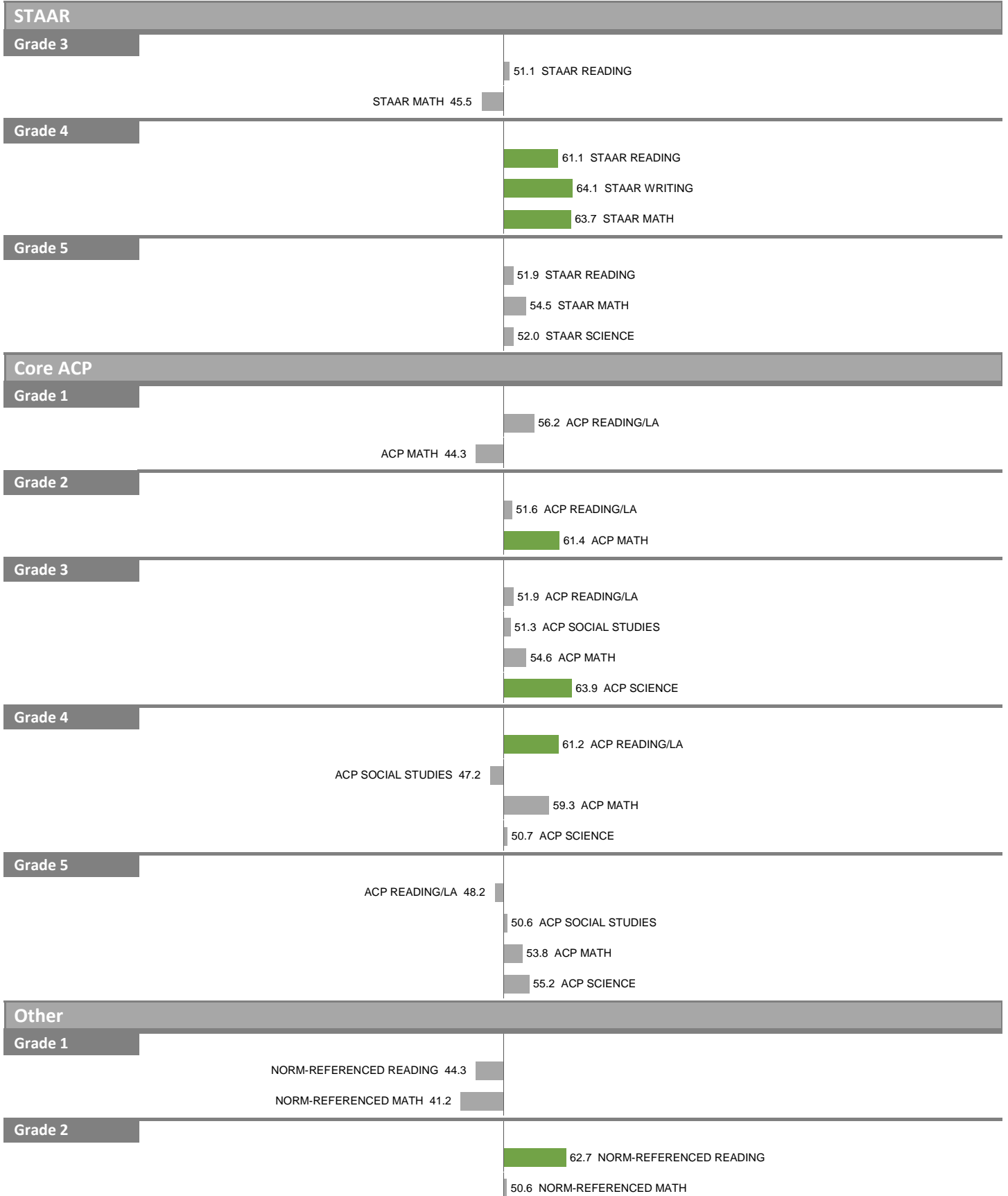
NOTES: "Overall SEI" has an average of 50 and standard deviation of 5; the range for an "average" overall SEI is 45 to 55. Component SEIs (e.g. Grade 5 STAAR READING or PSAT WRITING) each have an average of 50 and standard deviation of 10; the range for an "average" component SEI is 40 to 60. Component SEIs are computed only if at least eight tests are included.

2014-15 School Effectiveness Index (SEI) Detail

189-CLARA OLIVER ELEMENTARY SCHOOL

Overall SEI: 53.4

State accountability rating: Met Standard



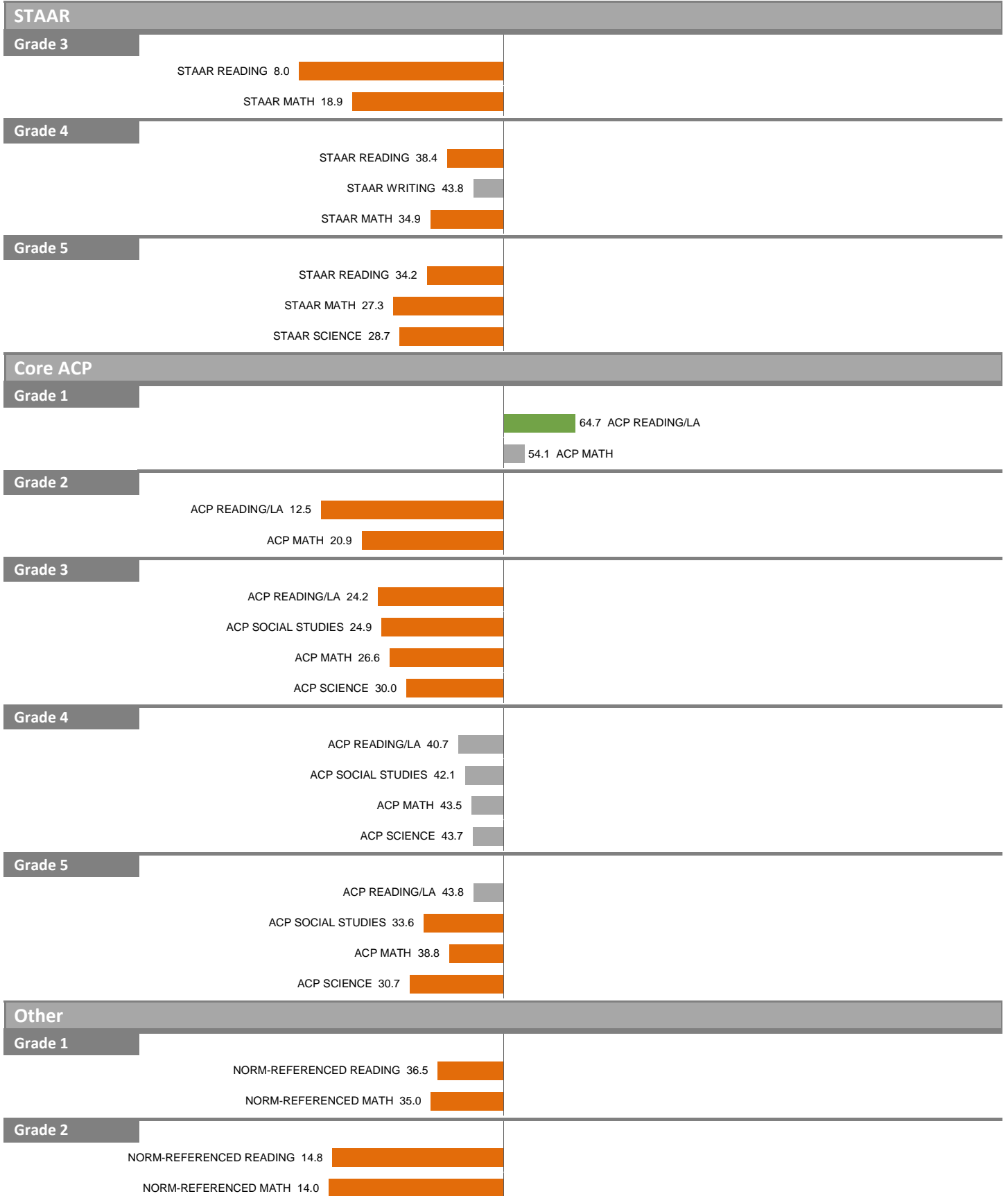
NOTES: "Overall SEI" has an average of 50 and standard deviation of 5; the range for an "average" overall SEI is 45 to 55. Component SEIs (e.g. Grade 5 STAAR READING or PSAT WRITING) each have an average of 50 and standard deviation of 10; the range for an "average" component SEI is 40 to 60. Component SEIs are computed only if at least eight tests are included.

2014-15 School Effectiveness Index (SEI) Detail

191-ELISHA M. PEASE ELEMENTARY SCHOOL

Overall SEI: 30.6

State accountability rating: Improvement Required




NOTES: "Overall SEI" has an average of 50 and standard deviation of 5; the range for an "average" overall SEI is 45 to 55. Component SEIs (e.g. Grade 5 STAAR READING or PSAT WRITING) each have an average of 50 and standard deviation of 10; the range for an "average" component SEI is 40 to 60. Component SEIs are computed only if at least eight tests are included.

2014-15 School Effectiveness Index (SEI) Detail

202-ORAN M. ROBERTS ELEMENTARY SCHOOL

Overall SEI: 45.1

State accountability rating: Improvement Required



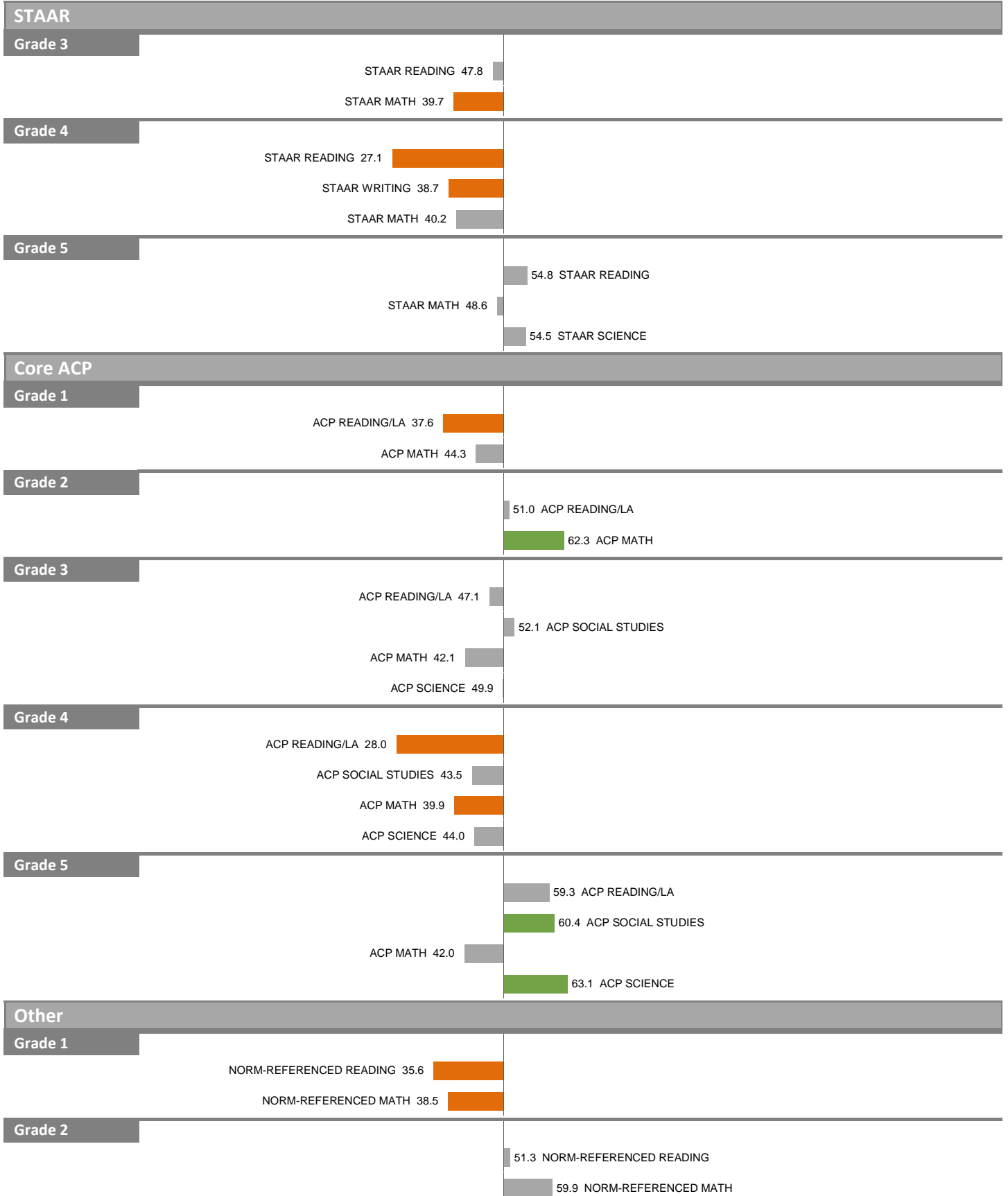
NOTES: "Overall SEI" has an average of 50 and standard deviation of 5; the range for an "average" overall SEI is 45 to 55. Component SEIs (e.g. Grade 5 STAAR READING or PSAT WRITING) each have an average of 50 and standard deviation of 10; the range for an "average" component SEI is 40 to 60. Component SEIs are computed only if at least eight tests are included.

2014-15 School Effectiveness Index (SEI) Detail

205-CLINTON P. RUSSELL ELEMENTARY SCHOOL

Overall SEI: 45.6

State accountability rating: Met Standard




NOTES: "Overall SEI" has an average of 50 and standard deviation of 5; the range for an "average" overall SEI is 45 to 55. Component SEIs (e.g. Grade 5 STAAR READING or PSAT WRITING) each have an average of 50 and standard deviation of 10; the range for an "average" component SEI is 40 to 60. Component SEIs are computed only if at least eight tests are included.

2014-15 School Effectiveness Index (SEI) Detail

209-ASCHER SILBERSTEIN ELEMENTARY SCHOOL

Overall SEI: 56.3

State accountability rating: Met Standard



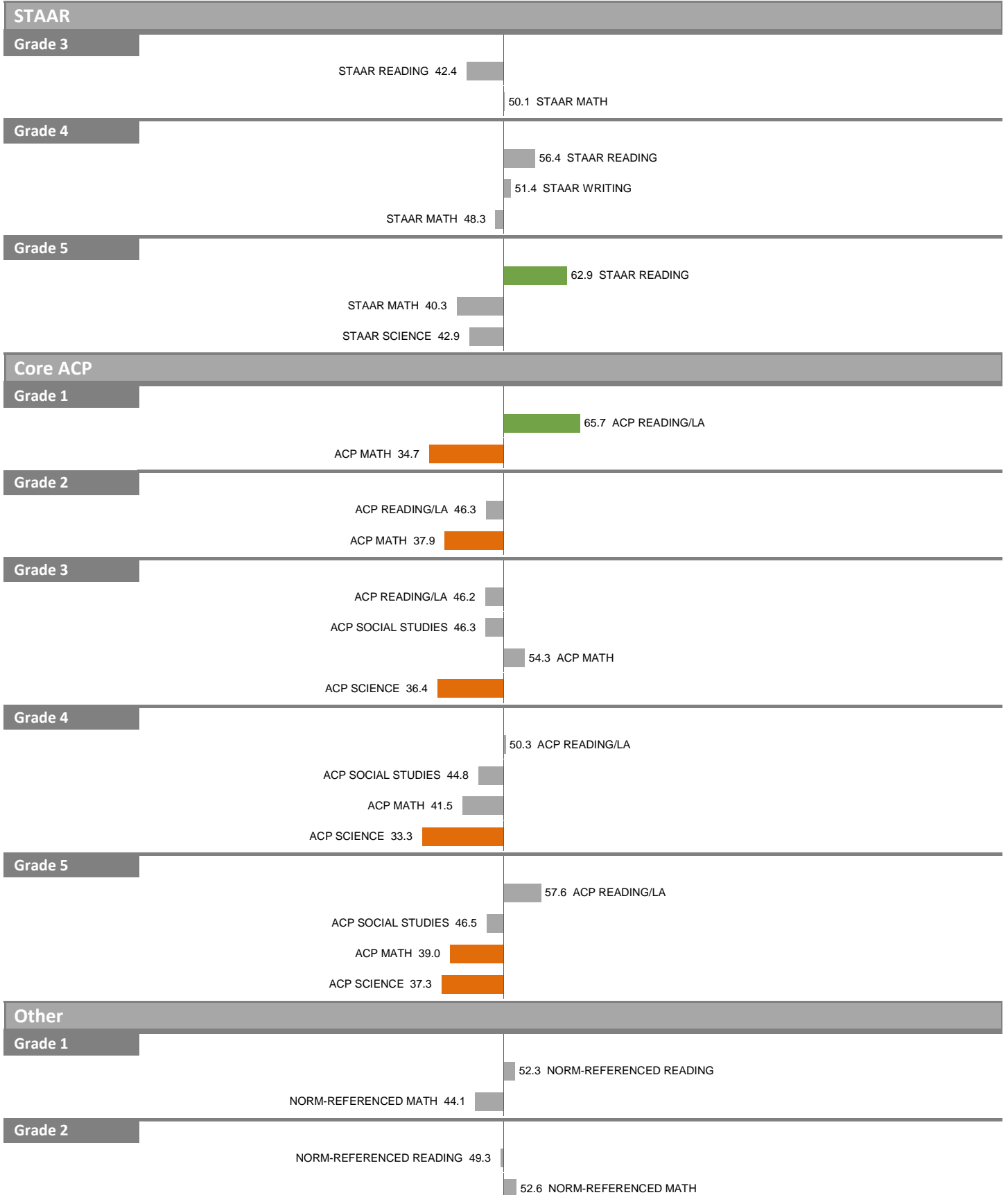
NOTES: "Overall SEI" has an average of 50 and standard deviation of 5; the range for an "average" overall SEI is 45 to 55. Component SEIs (e.g. Grade 5 STAAR READING or PSAT WRITING) each have an average of 50 and standard deviation of 10; the range for an "average" component SEI is 40 to 60. Component SEIs are computed only if at least eight tests are included.

2014-15 School Effectiveness Index (SEI) Detail

212-HARRY STONE MONTESSORI VANGUARD

Overall SEI: 48.3

State accountability rating: Met Standard




NOTES: "Overall SEI" has an average of 50 and standard deviation of 5; the range for an "average" overall SEI is 45 to 55. Component SEIs (e.g. Grade 5 STAAR READING or PSAT WRITING) each have an average of 50 and standard deviation of 10; the range for an "average" component SEI is 40 to 60. Component SEIs are computed only if at least eight tests are included.

2014-15 School Effectiveness Index (SEI) Detail

215-ROBERT L. THORNTON ELEMENTARY SCHOOL

Overall SEI: 47.7

State accountability rating: Met Standard



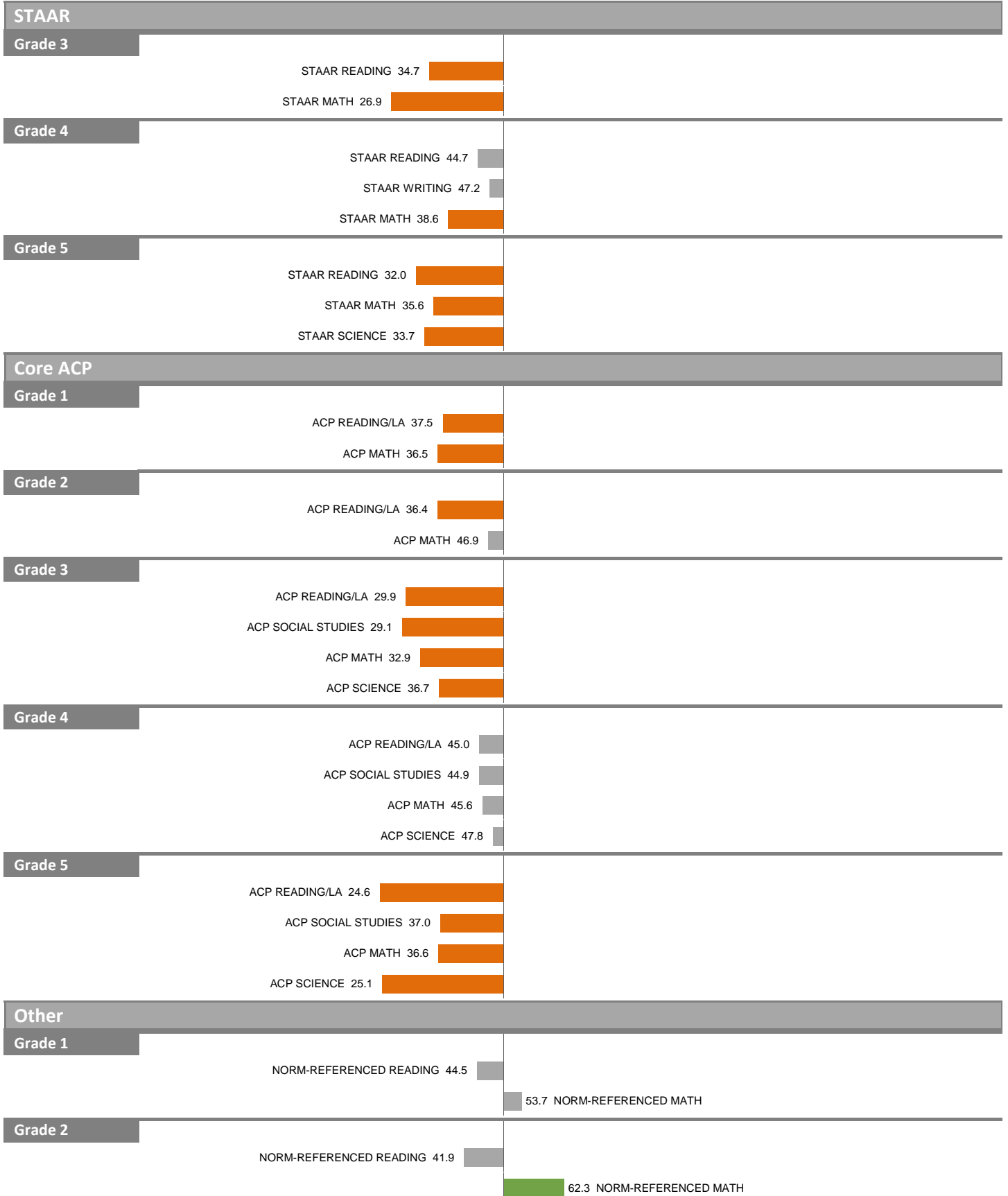
NOTES: "Overall SEI" has an average of 50 and standard deviation of 5; the range for an "average" overall SEI is 45 to 55. Component SEIs (e.g. Grade 5 STAAR READING or PSAT WRITING) each have an average of 50 and standard deviation of 10; the range for an "average" component SEI is 40 to 60. Component SEIs are computed only if at least eight tests are included.

2014-15 School Effectiveness Index (SEI) Detail

218—GEORGE W. TRUETT ELEMENTARY SCHOOL

Overall SEI: 40.6

State accountability rating: Improvement Required



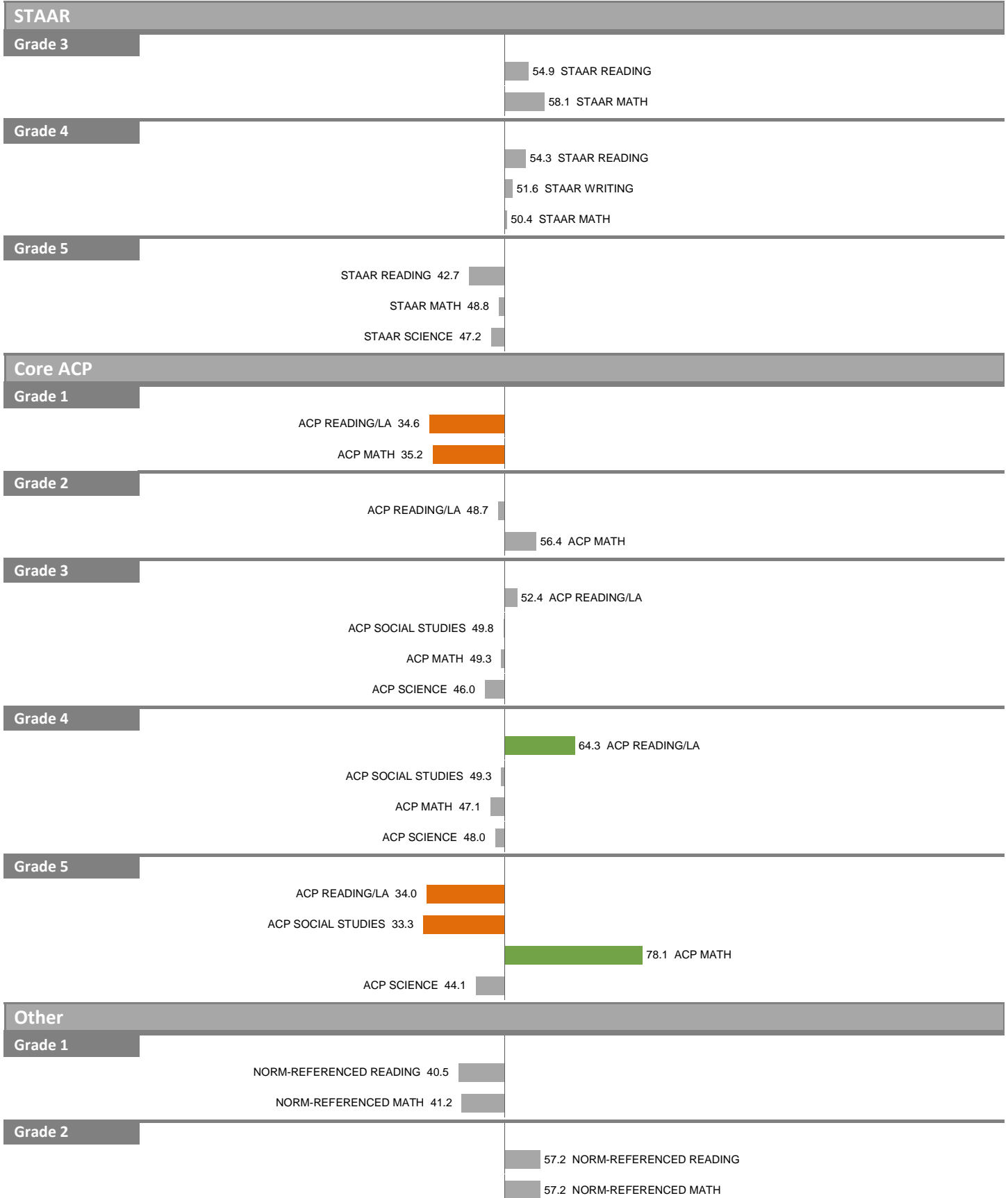
NOTES: "Overall SEI" has an average of 50 and standard deviation of 5; the range for an "average" overall SEI is 45 to 55. Component SEIs (e.g. Grade 5 STAAR READING or PSAT WRITING) each have an average of 50 and standard deviation of 10; the range for an "average" component SEI is 40 to 60. Component SEIs are computed only if at least eight tests are included.

2014-15 School Effectiveness Index (SEI) Detail

222-URBAN PARK ELEMENTARY SCHOOL

Overall SEI: 49.7

State accountability rating: Met Standard




NOTES: "Overall SEI" has an average of 50 and standard deviation of 5; the range for an "average" overall SEI is 45 to 55. Component SEIs (e.g. Grade 5 STAAR READING or PSAT WRITING) each have an average of 50 and standard deviation of 10; the range for an "average" component SEI is 40 to 60. Component SEIs are computed only if at least eight tests are included.

2014-15 School Effectiveness Index (SEI) Detail

232-EDNA ROWE ELEMENTARY SCHOOL

Overall SEI: 47.3

State accountability rating: Met Standard




NOTES: "Overall SEI" has an average of 50 and standard deviation of 5; the range for an "average" overall SEI is 45 to 55. Component SEIs (e.g. Grade 5 STAAR READING or PSAT WRITING) each have an average of 50 and standard deviation of 10; the range for an "average" component SEI is 40 to 60. Component SEIs are computed only if at least eight tests are included.

2014-15 School Effectiveness Index (SEI) Detail

240-FRANK GUZICK ELEMENTARY SCHOOL

Overall SEI: 44.0

State accountability rating: Met Standard




NOTES: "Overall SEI" has an average of 50 and standard deviation of 5; the range for an "average" overall SEI is 45 to 55. Component SEIs (e.g. Grade 5 STAAR READING or PSAT WRITING) each have an average of 50 and standard deviation of 10; the range for an "average" component SEI is 40 to 60. Component SEIs are computed only if at least eight tests are included.

2014-15 School Effectiveness Index (SEI) Detail

247-ADELFA B. CALLEJO ELEMENTARY SCHOOL

Overall SEI: 48.9

State accountability rating: Met Standard



NOTES: "Overall SEI" has an average of 50 and standard deviation of 5; the range for an "average" overall SEI is 45 to 55. Component SEIs (e.g. Grade 5 STAAR READING or PSAT WRITING) each have an average of 50 and standard deviation of 10; the range for an "average" component SEI is 40 to 60. Component SEIs are computed only if at least eight tests are included.

2014-15 School Effectiveness Index (SEI) Detail

250-WHITNEY M. YOUNG, JR. ELEMENTARY SCHOOL

Overall SEI: 47.2

State accountability rating: Met Standard




NOTES: "Overall SEI" has an average of 50 and standard deviation of 5; the range for an "average" overall SEI is 45 to 55. Component SEIs (e.g. Grade 5 STAAR READING or PSAT WRITING) each have an average of 50 and standard deviation of 10; the range for an "average" component SEI is 40 to 60. Component SEIs are computed only if at least eight tests are included.

2014-15 School Effectiveness Index (SEI) Detail

270-EDUARDO MATA ELEMENTARY SCHOOL

Overall SEI: 44.9

State accountability rating: Improvement Required



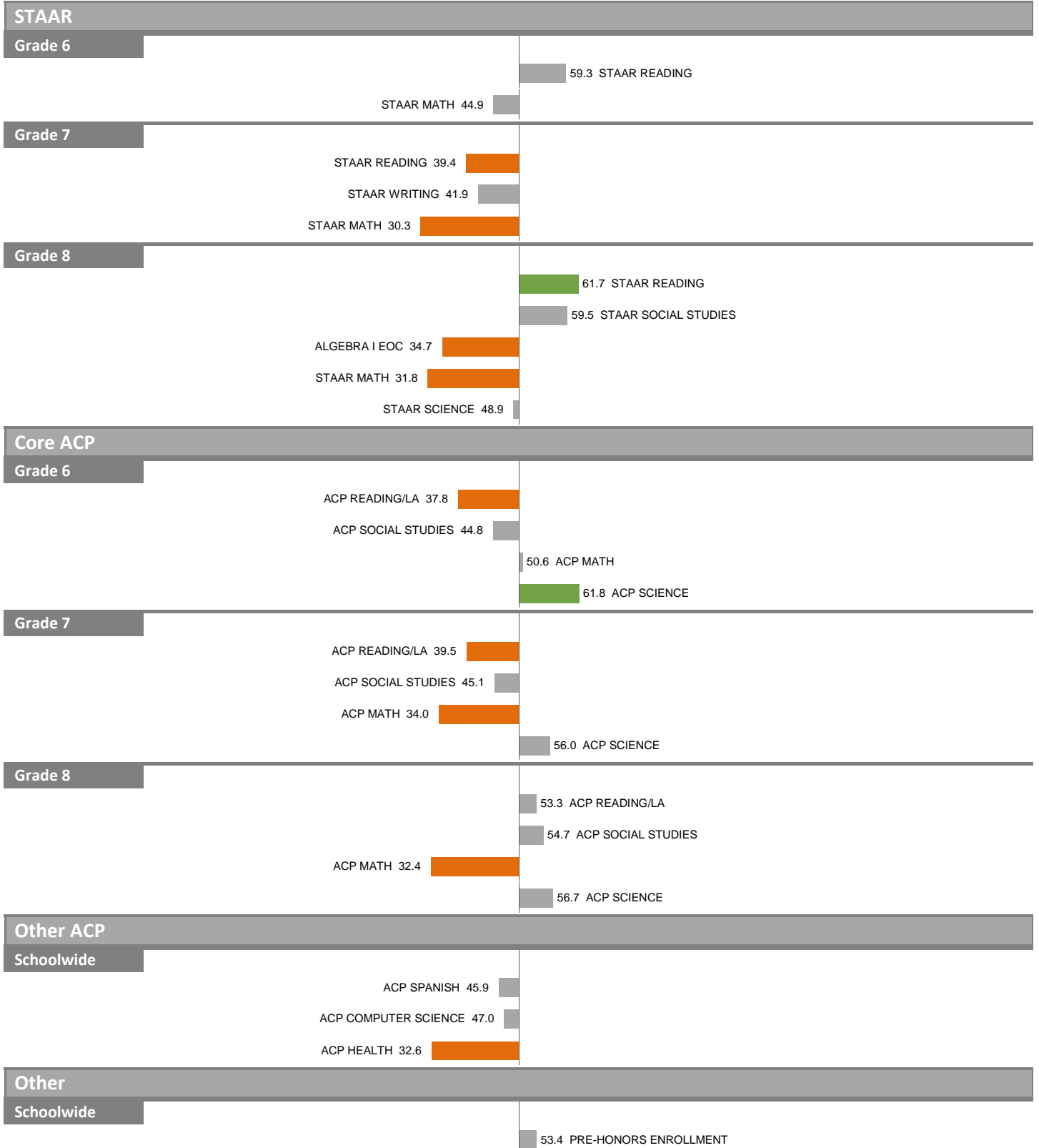
NOTES: "Overall SEI" has an average of 50 and standard deviation of 5; the range for an "average" overall SEI is 45 to 55. Component SEIs (e.g. Grade 5 STAAR READING or PSAT WRITING) each have an average of 50 and standard deviation of 10; the range for an "average" component SEI is 40 to 60. Component SEIs are computed only if at least eight tests are included.

2014-15 School Effectiveness Index (SEI) Detail

353-ANN RICHARDS MIDDLE SCHOOL

Overall SEI: 45.8

State accountability rating: Met Standard



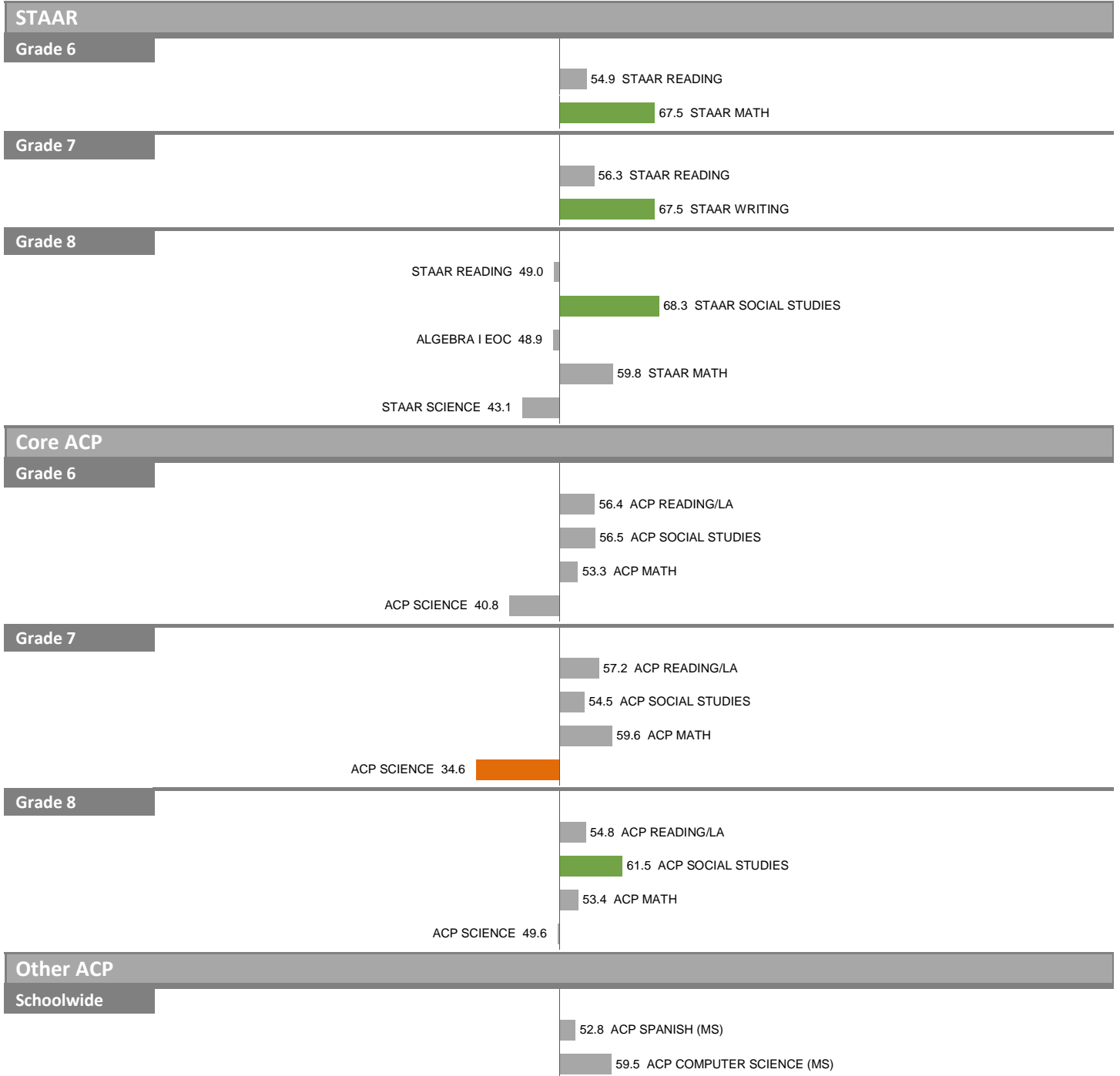
NOTES: "Overall SEI" has an average of 50 and standard deviation of 5; the range for an "average" overall SEI is 45 to 55. Component SEIs (e.g. Grade 5 STAAR READING or PSAT WRITING) each have an average of 50 and standard deviation of 10; the range for an "average" component SEI is 40 to 60. Component SEIs are computed only if at least eight tests are included.

2014-15 School Effectiveness Index (SEI) Detail

356-IRMA L. RANGEL YOUNG WOMENS LEADERSHIP SCHOOL (M)

Overall SEI: 54.9

State accountability rating: Met Standard



NOTES: "Overall SEI" has an average of 50 and standard deviation of 5; the range for an "average" overall SEI is 45 to 55. Component SEIs (e.g. Grade 5 STAAR READING or PSAT WRITING) each have an average of 50 and standard deviation of 10; the range for an "average" component SEI is 40 to 60. Component SEIs are computed only if at least eight tests are included.

2014-15 School Effectiveness Index (SEI) Detail

357-BARACK OBAMA MALE LEADERSHIP ACADEMY (MIDDLE)

Overall SEI: 51.5

State accountability rating: Met Standard



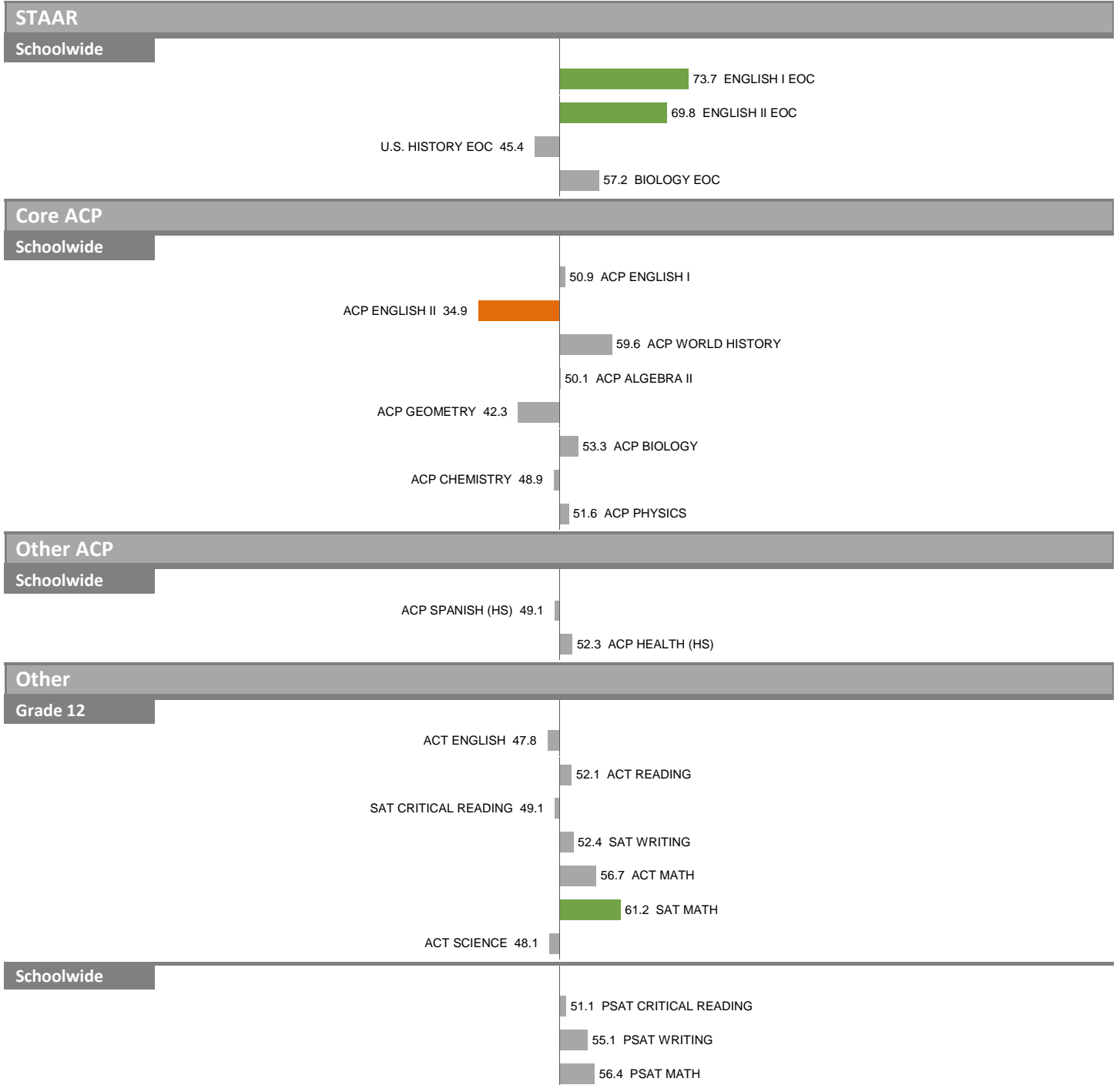
NOTES: "Overall SEI" has an average of 50 and standard deviation of 5; the range for an "average" overall SEI is 45 to 55. Component SEIs (e.g. Grade 5 STAAR READING or PSAT WRITING) each have an average of 50 and standard deviation of 10; the range for an "average" component SEI is 40 to 60. Component SEIs are computed only if at least eight tests are included.

2014-15 School Effectiveness Index (SEI) Detail

381-BARACK OBAMA MALE LEADERSHIP ACADEMY (HIGH)

Overall SEI: 55.1

State accountability rating: Met Standard



NOTES: "Overall SEI" has an average of 50 and standard deviation of 5; the range for an "average" overall SEI is 45 to 55. Component SEIs (e.g. Grade 5 STAAR READING or PSAT WRITING) each have an average of 50 and standard deviation of 10; the range for an "average" component SEI is 40 to 60. Component SEIs are computed only if at least eight tests are included.