

2014-15 School Effectiveness Index (SEI) Detail

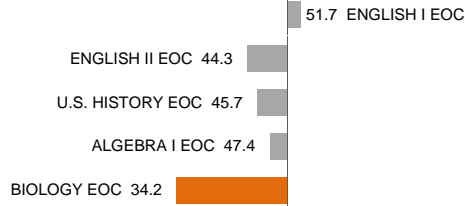
5--MOISES E. MOLINA HIGH SCHOOL

Overall SEI: 45.8

State accountability rating: Met Standard

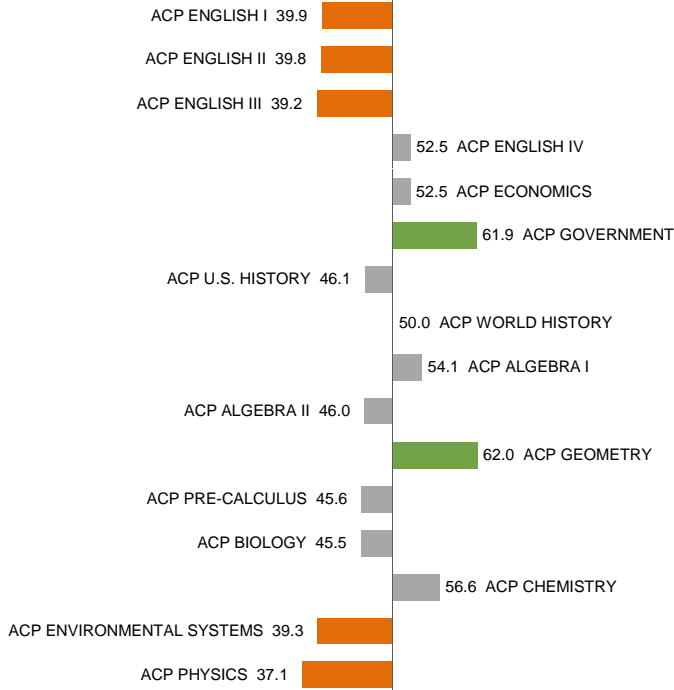
STAAR

Schoolwide



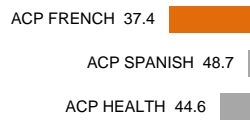
Core ACP

Schoolwide




Other ACP

Schoolwide



Other

Grade 12




NOTES: "Overall SEI" has an average of 50 and standard deviation of 5; the range for an "average" overall SEI is 45 to 55. Component SEIs (e.g. Grade 5 STAAR READING or PSAT WRITING) each have an average of 50 and standard deviation of 10; the range for an "average" component SEI is 40 to 60. Component SEIs are computed only if at least eight tests are included.

2014-15 School Effectiveness Index (SEI) Detail

5-MOISES E. MOLINA HIGH SCHOOL

Overall SEI: 45.8

State accountability rating: Met Standard



NOTES: "Overall SEI" has an average of 50 and standard deviation of 5; the range for an "average" overall SEI is 45 to 55. Component SEIs (e.g. Grade 5 STAAR READING or PSAT WRITING) each have an average of 50 and standard deviation of 10; the range for an "average" component SEI is 40 to 60. Component SEIs are computed only if at least eight tests are included.

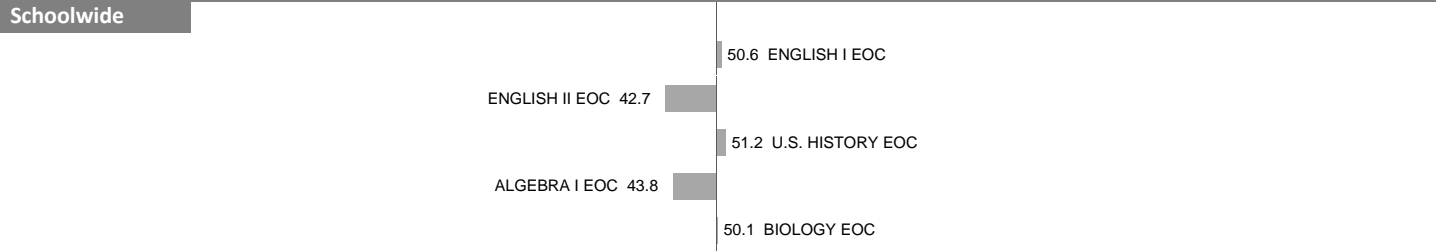
2014-15 School Effectiveness Index (SEI) Detail

6-HILLCREST HIGH SCHOOL

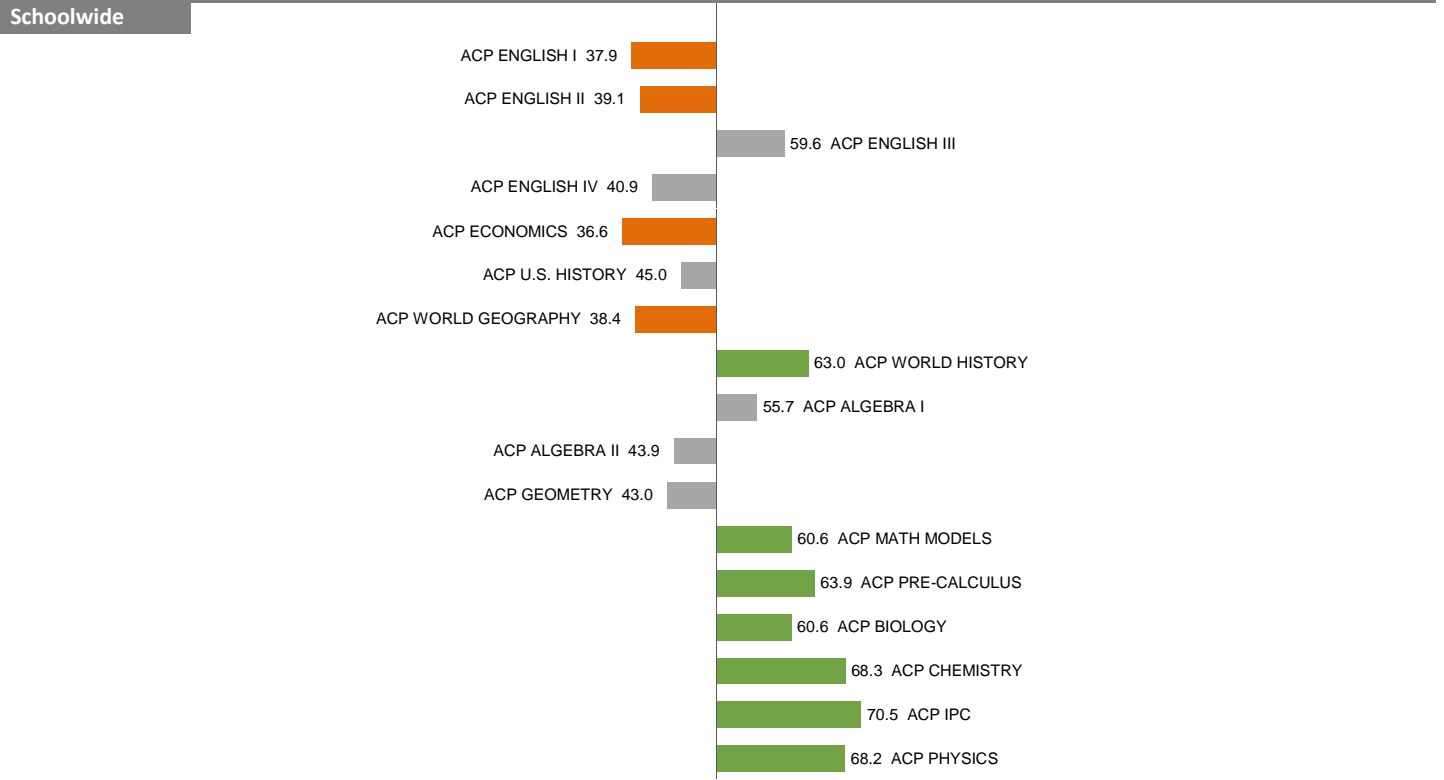
Overall SEI: 49.6

State accountability rating: Met Standard

STAAR



Core ACP



Other ACP



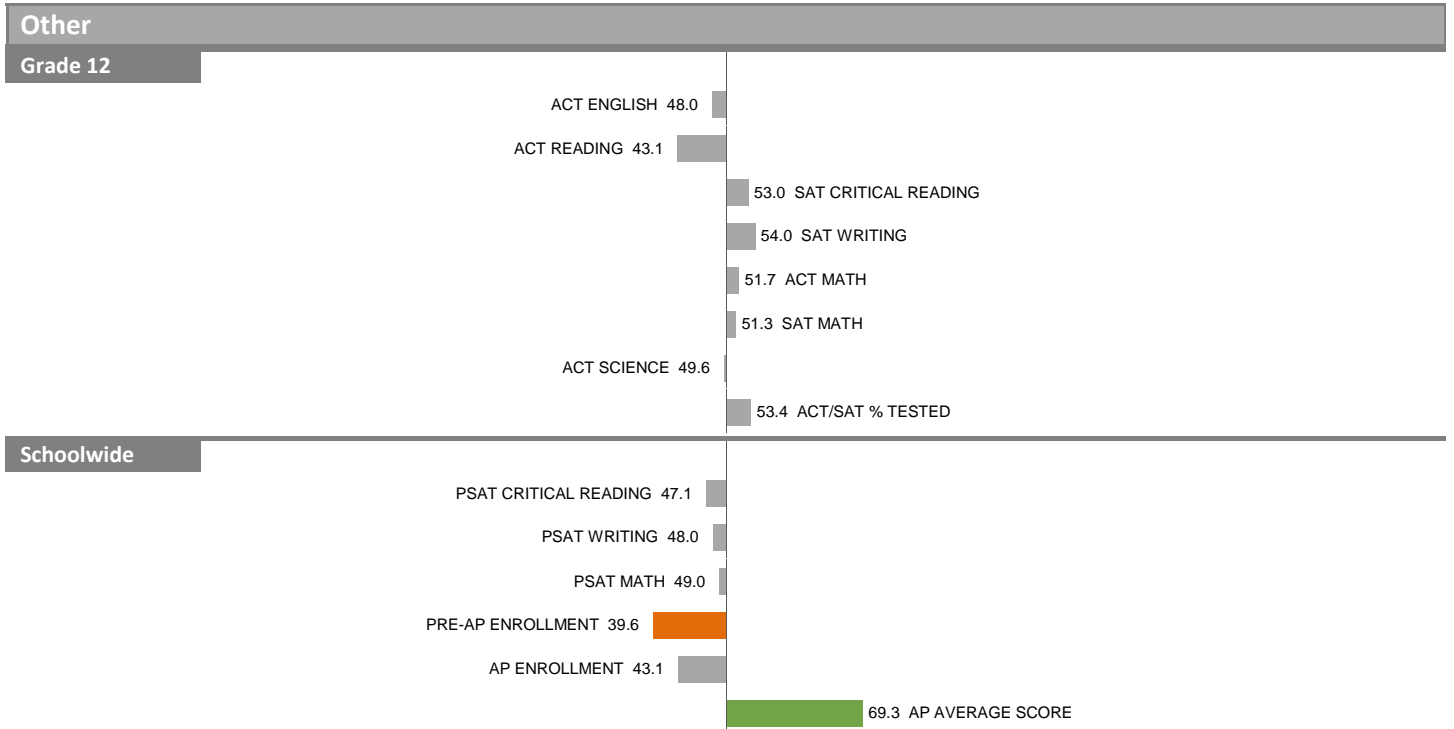
NOTES: "Overall SEI" has an average of 50 and standard deviation of 5; the range for an "average" overall SEI is 45 to 55. Component SEIs (e.g. Grade 5 STAAR READING or PSAT WRITING) each have an average of 50 and standard deviation of 10; the range for an "average" component SEI is 40 to 60. Component SEIs are computed only if at least eight tests are included.

2014-15 School Effectiveness Index (SEI) Detail

6-HILLCREST HIGH SCHOOL

Overall SEI: 49.6

State accountability rating: Met Standard



NOTES: "Overall SEI" has an average of 50 and standard deviation of 5; the range for an "average" overall SEI is 45 to 55. Component SEIs (e.g. Grade 5 STAAR READING or PSAT WRITING) each have an average of 50 and standard deviation of 10; the range for an "average" component SEI is 40 to 60. Component SEIs are computed only if at least eight tests are included.

2014-15 School Effectiveness Index (SEI) Detail

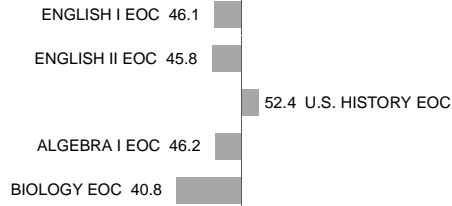
12--L.G. PINKSTON HIGH SCHOOL

Overall SEI: 46.3

State accountability rating: Met Standard

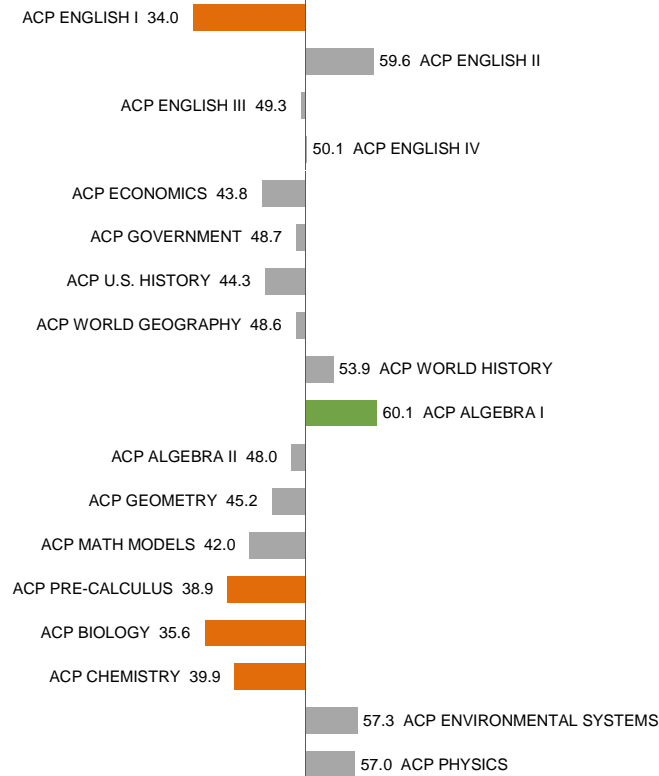
STAAR

Schoolwide



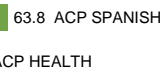
Core ACP

Schoolwide



Other ACP

Schoolwide



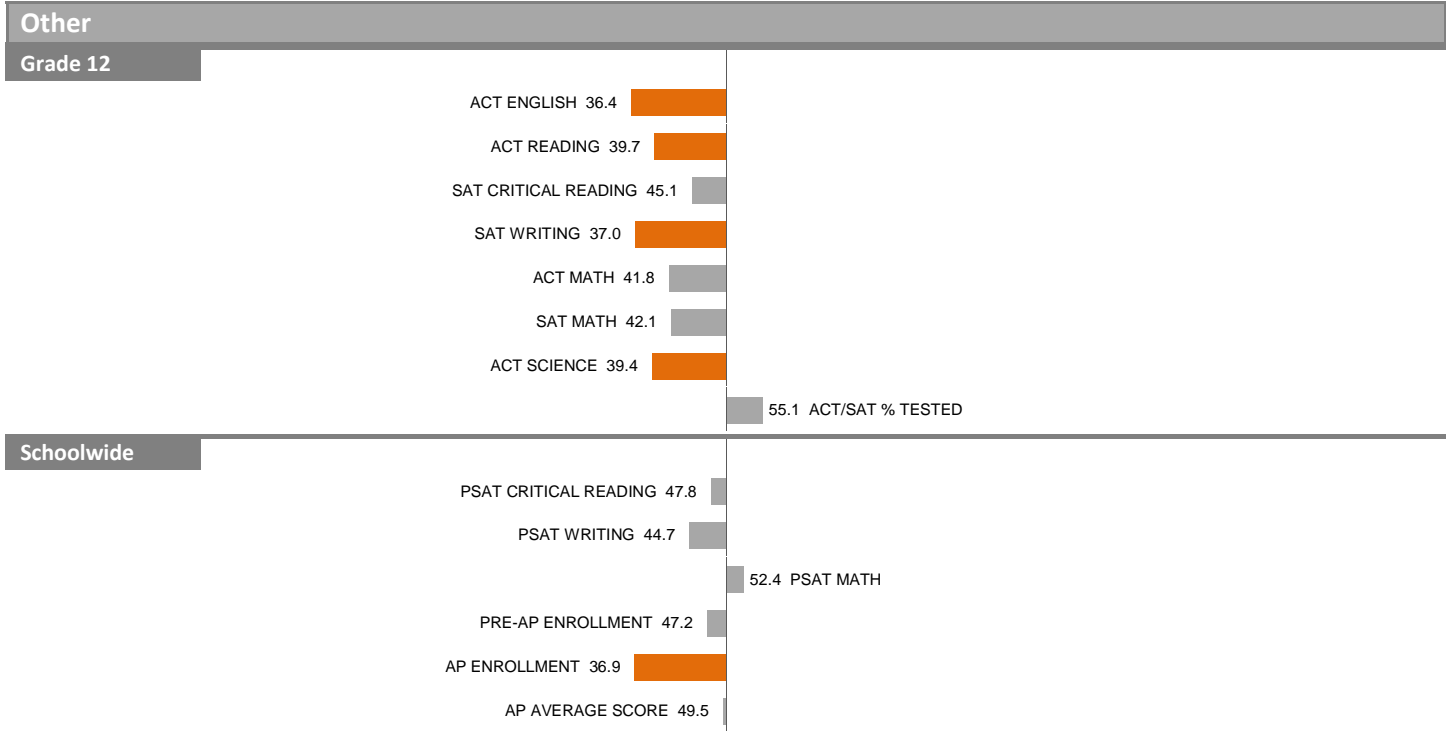
NOTES: "Overall SEI" has an average of 50 and standard deviation of 5; the range for an "average" overall SEI is 45 to 55. Component SEIs (e.g. Grade 5 STAAR READING or PSAT WRITING) each have an average of 50 and standard deviation of 10; the range for an "average" component SEI is 40 to 60. Component SEIs are computed only if at least eight tests are included.

2014-15 School Effectiveness Index (SEI) Detail

12--L.G. PINKSTON HIGH SCHOOL

Overall SEI: 46.3

State accountability rating: Met Standard



NOTES: "Overall SEI" has an average of 50 and standard deviation of 5; the range for an "average" overall SEI is 45 to 55. Component SEIs (e.g. Grade 5 STAAR READING or PSAT WRITING) each have an average of 50 and standard deviation of 10; the range for an "average" component SEI is 40 to 60. Component SEIs are computed only if at least eight tests are included.

2014-15 School Effectiveness Index (SEI) Detail

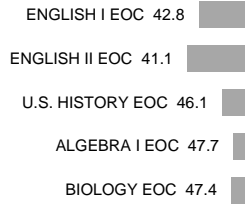
24-NORTH DALLAS HIGH SCHOOL

Overall SEI: 48.1

State accountability rating: Met Standard


STAAR

Schoolwide



Core ACP

Schoolwide



Other ACP

Schoolwide



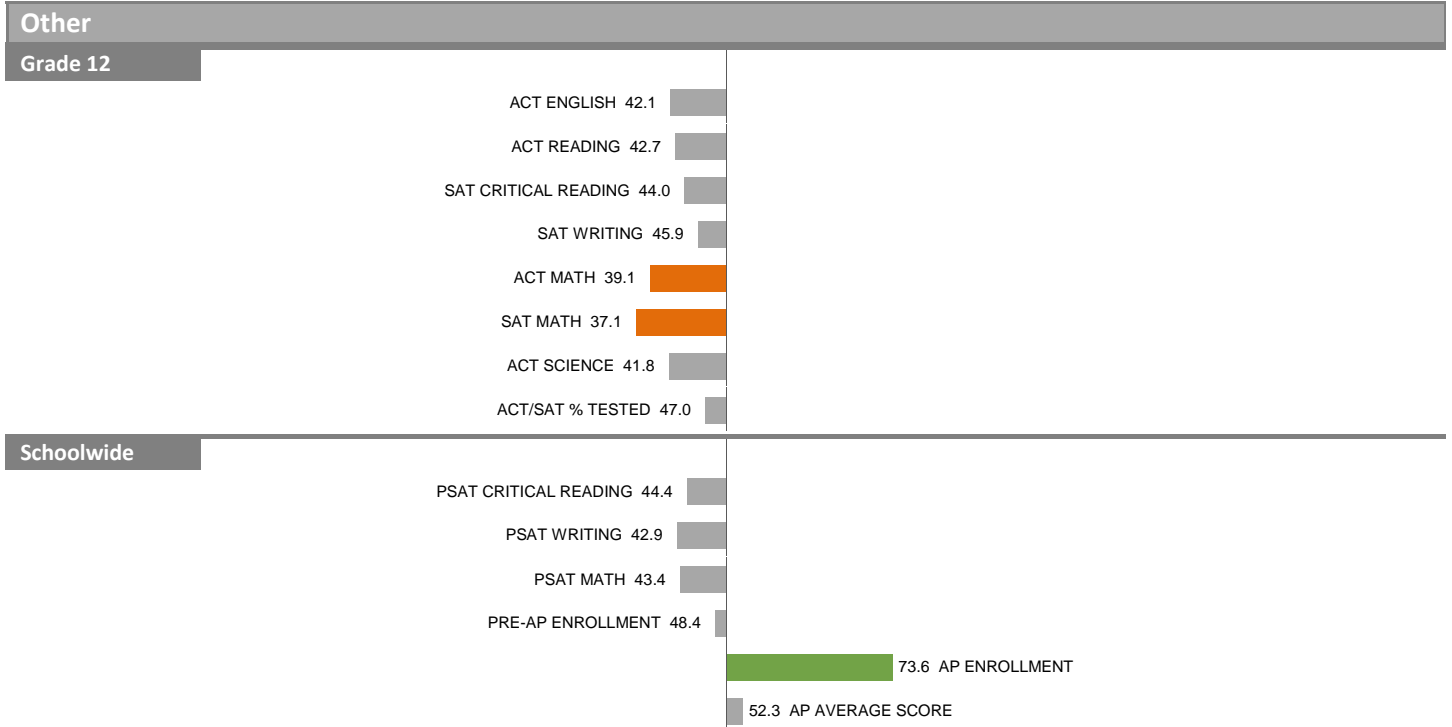
NOTES: "Overall SEI" has an average of 50 and standard deviation of 5; the range for an "average" overall SEI is 45 to 55. Component SEIs (e.g. Grade 5 STAAR READING or PSAT WRITING) each have an average of 50 and standard deviation of 10; the range for an "average" component SEI is 40 to 60. Component SEIs are computed only if at least eight tests are included.

2014-15 School Effectiveness Index (SEI) Detail

24-NORTH DALLAS HIGH SCHOOL

Overall SEI: 48.1

State accountability rating: Met Standard



NOTES: "Overall SEI" has an average of 50 and standard deviation of 5; the range for an "average" overall SEI is 45 to 55. Component SEIs (e.g. Grade 5 STAAR READING or PSAT WRITING) each have an average of 50 and standard deviation of 10; the range for an "average" component SEI is 40 to 60. Component SEIs are computed only if at least eight tests are included.

2014-15 School Effectiveness Index (SEI) Detail

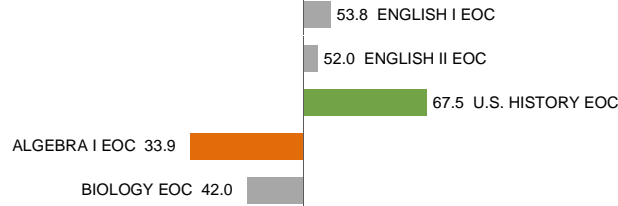
34-BOOKER T. WASHINGTON HIGH SCHOOL FOR THE ARTS

Overall SEI: 50.0

State accountability rating: Met Standard

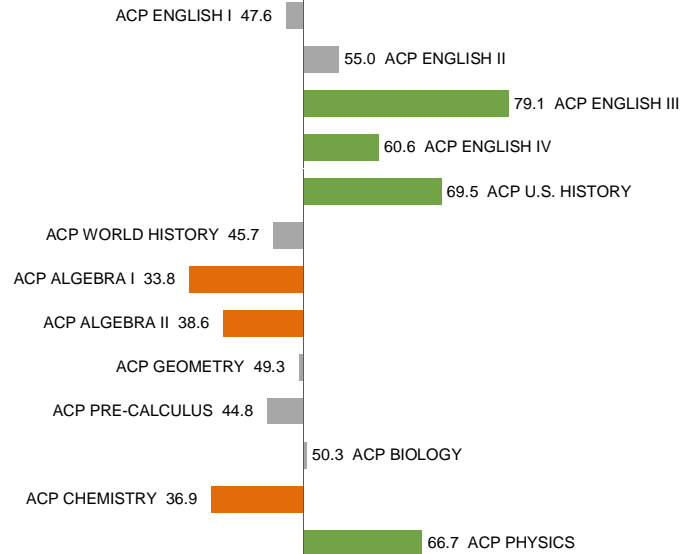
STAAR

Schoolwide



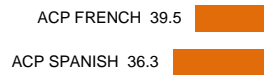
Core ACP

Schoolwide



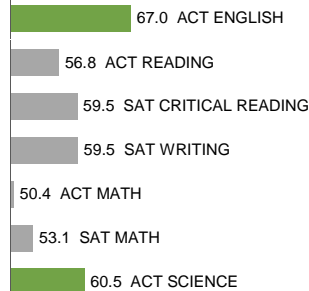
Other ACP

Schoolwide

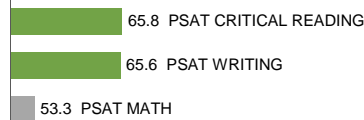


Other

Grade 12



Schoolwide




NOTES: "Overall SEI" has an average of 50 and standard deviation of 5; the range for an "average" overall SEI is 45 to 55. Component SEIs (e.g. Grade 5 STAAR READING or PSAT WRITING) each have an average of 50 and standard deviation of 10; the range for an "average" component SEI is 40 to 60. Component SEIs are computed only if at least eight tests are included.

2014-15 School Effectiveness Index (SEI) Detail

47-BENJAMIN FRANKLIN MIDDLE SCHOOL

Overall SEI: 54.7

State accountability rating: Met Standard




NOTES: "Overall SEI" has an average of 50 and standard deviation of 5; the range for an "average" overall SEI is 45 to 55. Component SEIs (e.g. Grade 5 STAAR READING or PSAT WRITING) each have an average of 50 and standard deviation of 10; the range for an "average" component SEI is 40 to 60. Component SEIs are computed only if at least eight tests are included.

2014-15 School Effectiveness Index (SEI) Detail

55-T.J. RUSK MIDDLE SCHOOL

Overall SEI: 44.7

State accountability rating: Met Standard



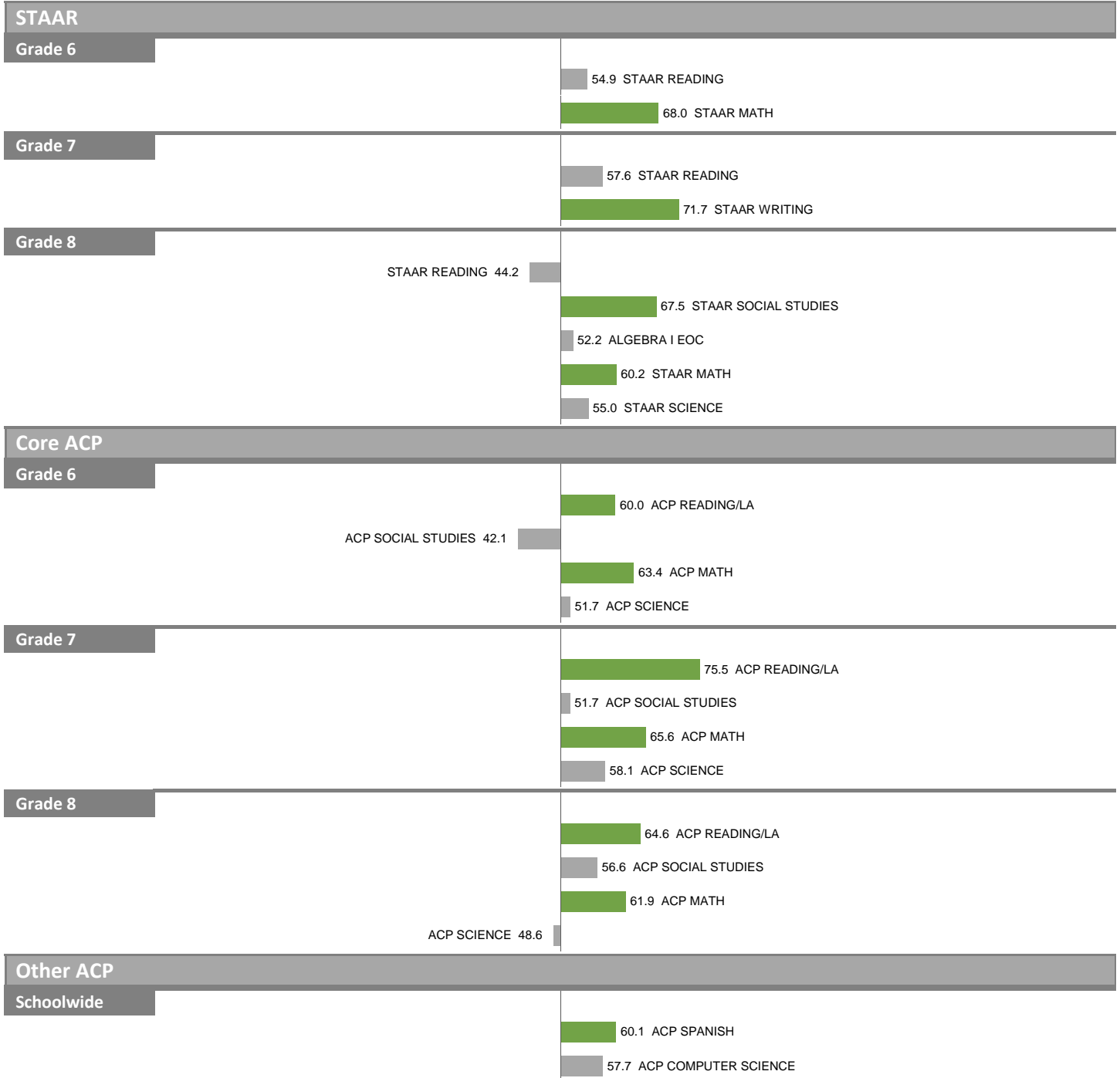
NOTES: "Overall SEI" has an average of 50 and standard deviation of 5; the range for an "average" overall SEI is 45 to 55. Component SEIs (e.g. Grade 5 STAAR READING or PSAT WRITING) each have an average of 50 and standard deviation of 10; the range for an "average" component SEI is 40 to 60. Component SEIs are computed only if at least eight tests are included.

2014-15 School Effectiveness Index (SEI) Detail

57–WILLIAM B. TRAVIS ACADEMY FOR TALENTED AND GIFTED

Overall SEI: 58.9

State accountability rating: Met Standard




NOTES: "Overall SEI" has an average of 50 and standard deviation of 5; the range for an "average" overall SEI is 45 to 55. Component SEIs (e.g. Grade 5 STAAR READING or PSAT WRITING) each have an average of 50 and standard deviation of 10; the range for an "average" component SEI is 40 to 60. Component SEIs are computed only if at least eight tests are included.

2014-15 School Effectiveness Index (SEI) Detail

58-ALEX W. SPENCE MIDDLE SCHOOL

Overall SEI: 51.1

State accountability rating: Met Standard




NOTES: "Overall SEI" has an average of 50 and standard deviation of 5; the range for an "average" overall SEI is 45 to 55. Component SEIs (e.g. Grade 5 STAAR READING or PSAT WRITING) each have an average of 50 and standard deviation of 10; the range for an "average" component SEI is 40 to 60. Component SEIs are computed only if at least eight tests are included.

2014-15 School Effectiveness Index (SEI) Detail

59--L.V. STOCKARD MIDDLE SCHOOL

Overall SEI: 49.4

State accountability rating: Met Standard



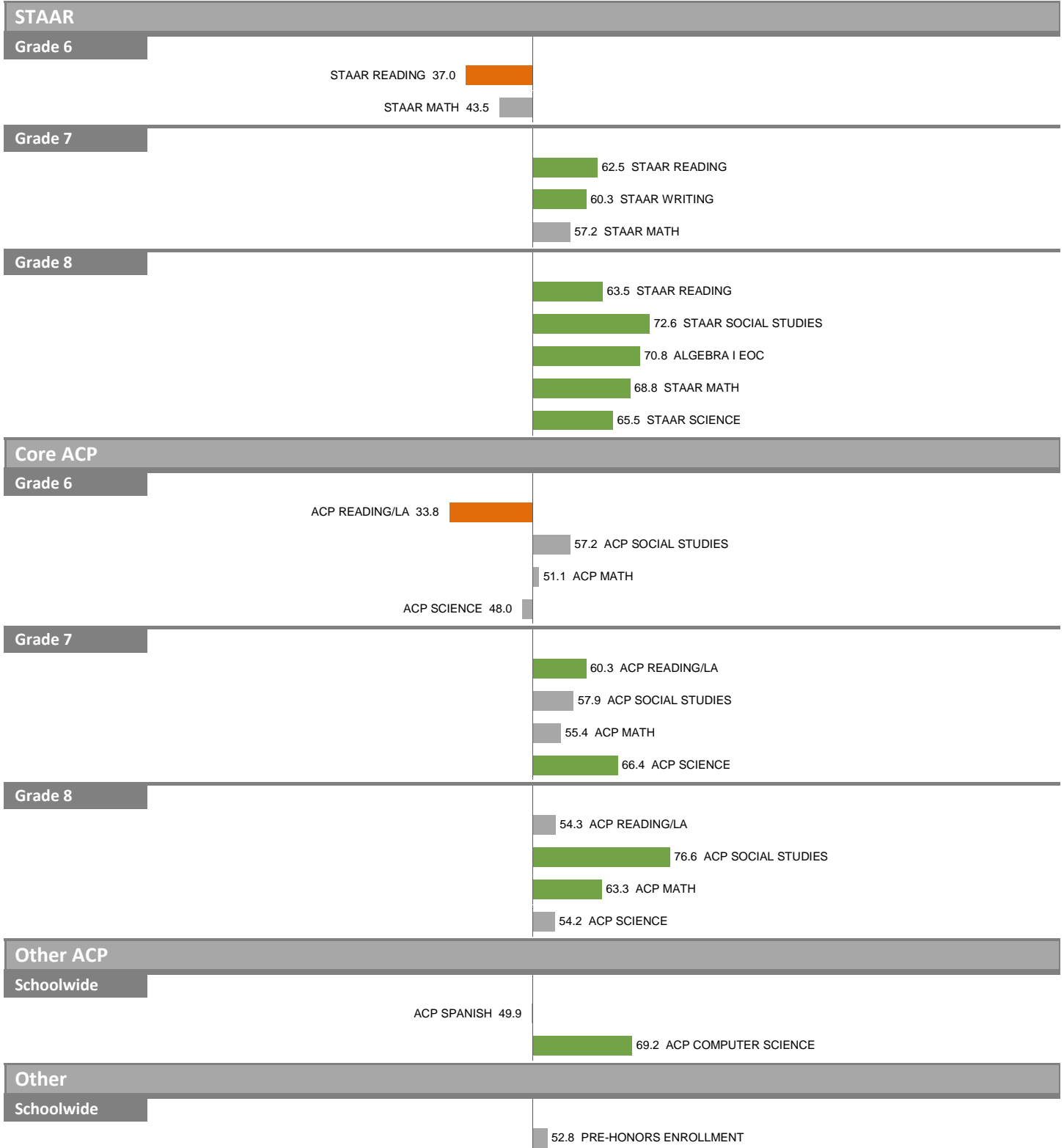
NOTES: "Overall SEI" has an average of 50 and standard deviation of 5; the range for an "average" overall SEI is 45 to 55. Component SEIs (e.g. Grade 5 STAAR READING or PSAT WRITING) each have an average of 50 and standard deviation of 10; the range for an "average" component SEI is 40 to 60. Component SEIs are computed only if at least eight tests are included.

2014-15 School Effectiveness Index (SEI) Detail

68–RAUL QUINTANILLA, SR. MIDDLE SCHOOL

Overall SEI: 59.3

State accountability rating: Met Standard



NOTES: "Overall SEI" has an average of 50 and standard deviation of 5; the range for an "average" overall SEI is 45 to 55. Component SEIs (e.g. Grade 5 STAAR READING or PSAT WRITING) each have an average of 50 and standard deviation of 10; the range for an "average" component SEI is 40 to 60. Component SEIs are computed only if at least eight tests are included.

2014-15 School Effectiveness Index (SEI) Detail

71-DALLAS ENVIRONMENTAL SCIENCE ACADEMY

Overall SEI: 58.2

State accountability rating: Met Standard




NOTES: "Overall SEI" has an average of 50 and standard deviation of 5; the range for an "average" overall SEI is 45 to 55. Component SEIs (e.g. Grade 5 STAAR READING or PSAT WRITING) each have an average of 50 and standard deviation of 10; the range for an "average" component SEI is 40 to 60. Component SEIs are computed only if at least eight tests are included.

2014-15 School Effectiveness Index (SEI) Detail

74—THOMAS A. EDISON MIDDLE SCHOOL

Overall SEI: 42.1

State accountability rating: Improvement Required



NOTES: "Overall SEI" has an average of 50 and standard deviation of 5; the range for an "average" overall SEI is 45 to 55. Component SEIs (e.g. Grade 5 STAAR READING or PSAT WRITING) each have an average of 50 and standard deviation of 10; the range for an "average" component SEI is 40 to 60. Component SEIs are computed only if at least eight tests are included.

2014-15 School Effectiveness Index (SEI) Detail

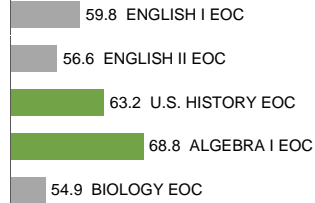
88–TRINIDAD GARZA EARLY COLLEGE HIGH SCHOOL

Overall SEI: 56.4

State accountability rating: Met Standard


STAAR

Schoolwide



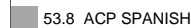
Core ACP

Schoolwide



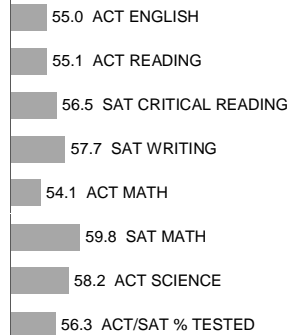
Other ACP

Schoolwide



Other

Grade 12



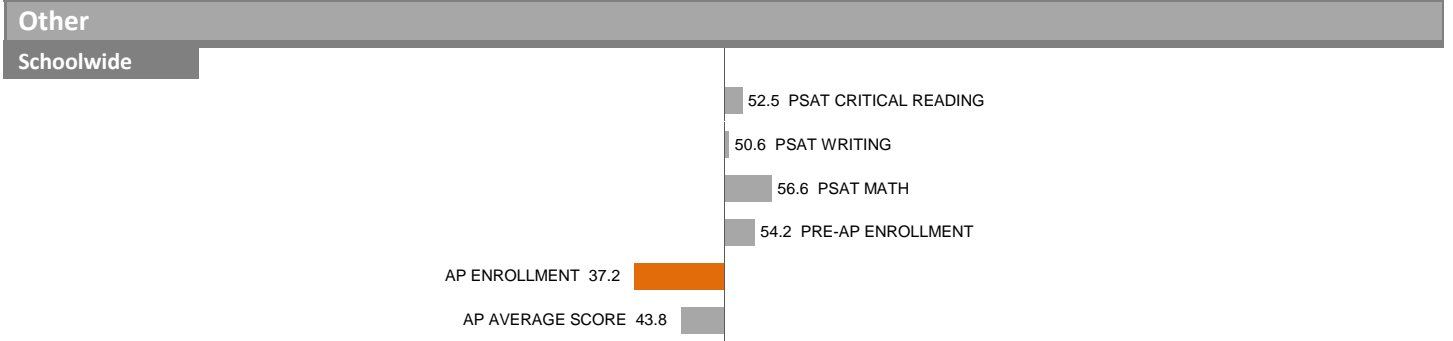
NOTES: "Overall SEI" has an average of 50 and standard deviation of 5; the range for an "average" overall SEI is 45 to 55. Component SEIs (e.g. Grade 5 STAAR READING or PSAT WRITING) each have an average of 50 and standard deviation of 10; the range for an "average" component SEI is 40 to 60. Component SEIs are computed only if at least eight tests are included.

2014-15 School Effectiveness Index (SEI) Detail

88–TRINIDAD GARZA EARLY COLLEGE HIGH SCHOOL

Overall SEI: 56.4

State accountability rating: Met Standard



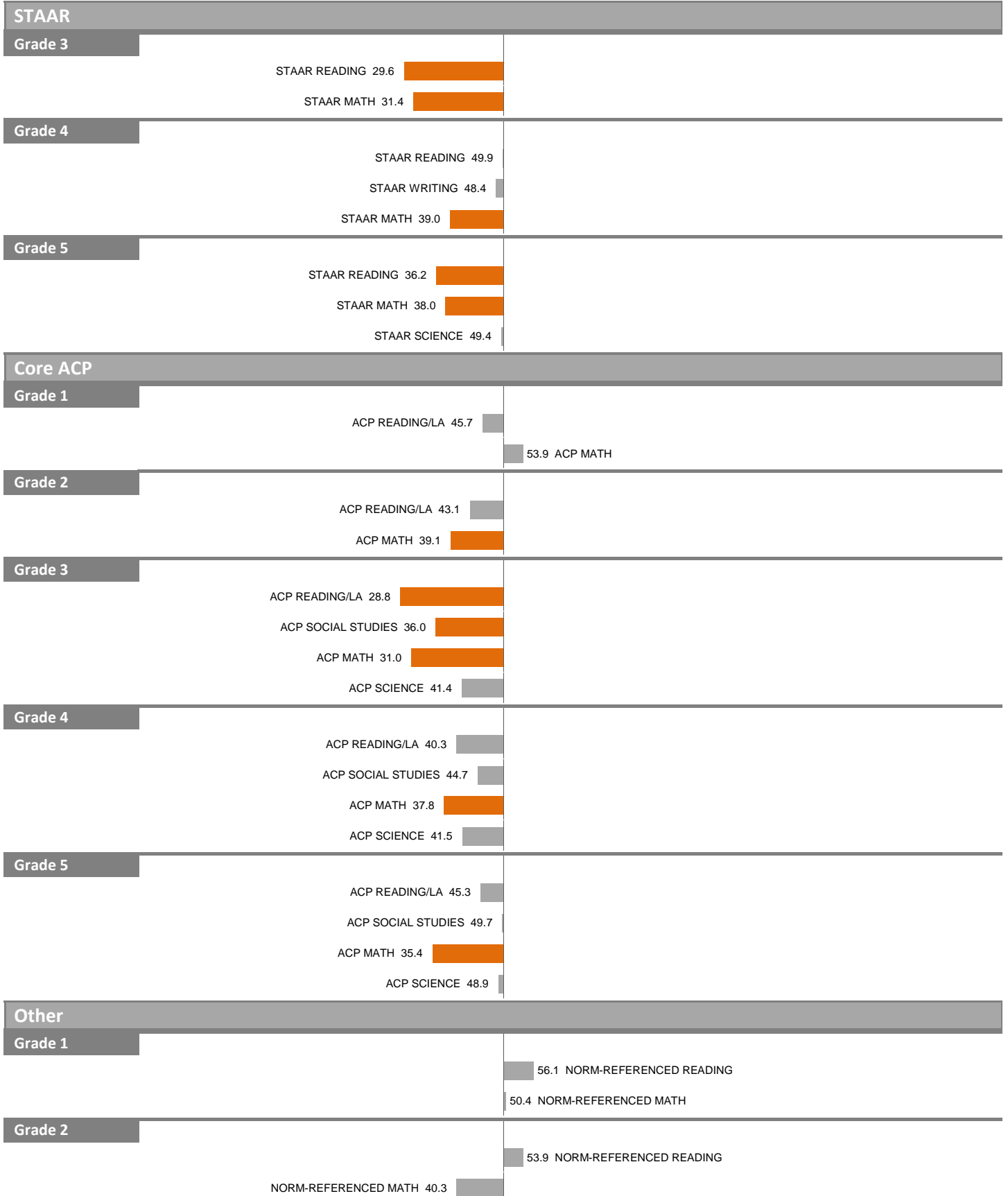
NOTES: "Overall SEI" has an average of 50 and standard deviation of 5; the range for an "average" overall SEI is 45 to 55. Component SEIs (e.g. Grade 5 STAAR READING or PSAT WRITING) each have an average of 50 and standard deviation of 10; the range for an "average" component SEI is 40 to 60. Component SEIs are computed only if at least eight tests are included.

2014-15 School Effectiveness Index (SEI) Detail

103-GABE P. ALLEN CHARTER SCHOOL

Overall SEI: 43.2

State accountability rating: Improvement Required



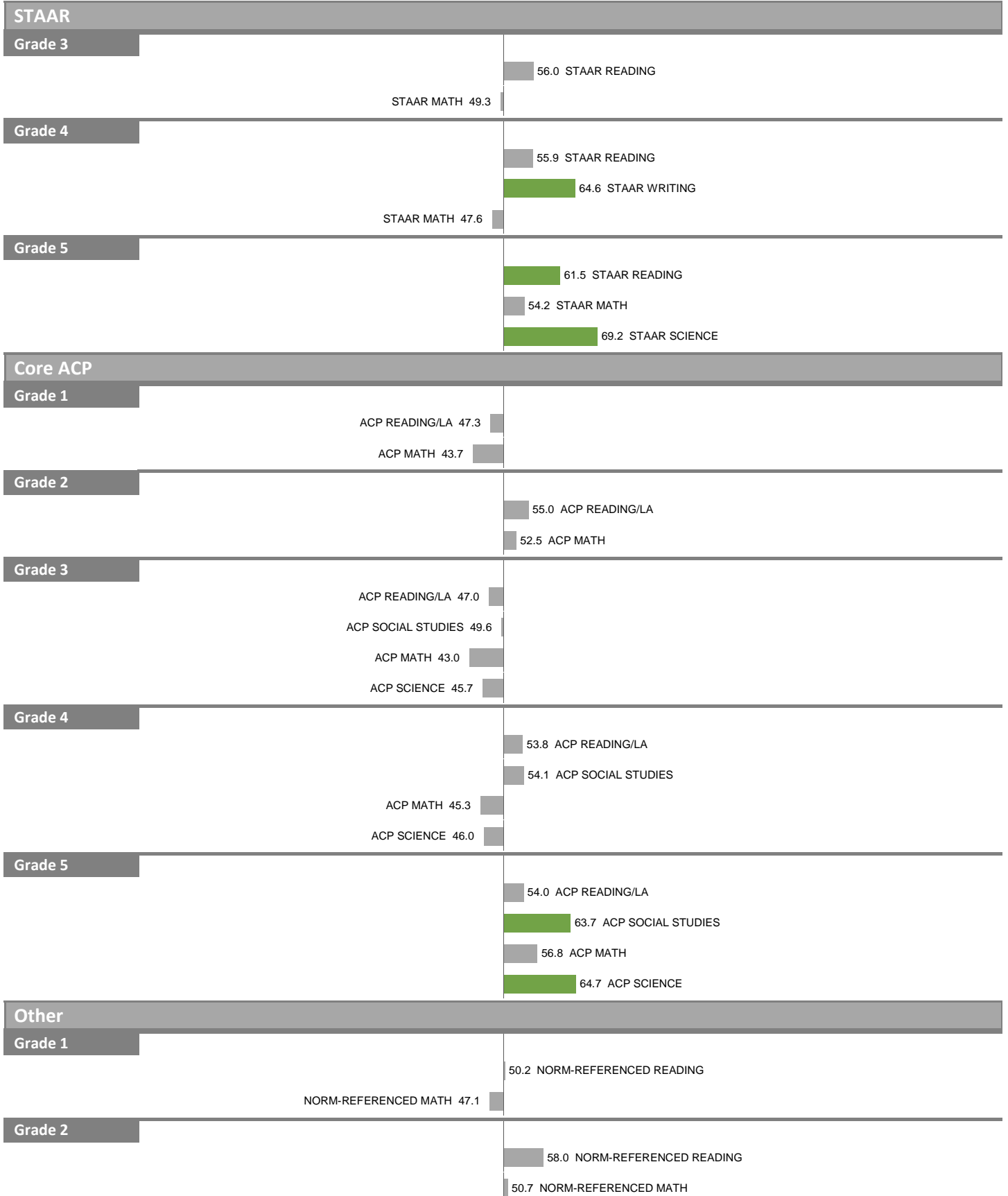
NOTES: "Overall SEI" has an average of 50 and standard deviation of 5; the range for an "average" overall SEI is 45 to 55. Component SEIs (e.g. Grade 5 STAAR READING or PSAT WRITING) each have an average of 50 and standard deviation of 10; the range for an "average" component SEI is 40 to 60. Component SEIs are computed only if at least eight tests are included.

2014-15 School Effectiveness Index (SEI) Detail

105--ARCADIA PARK ELEMENTARY SCHOOL

Overall SEI: 54.2

State accountability rating: Met Standard



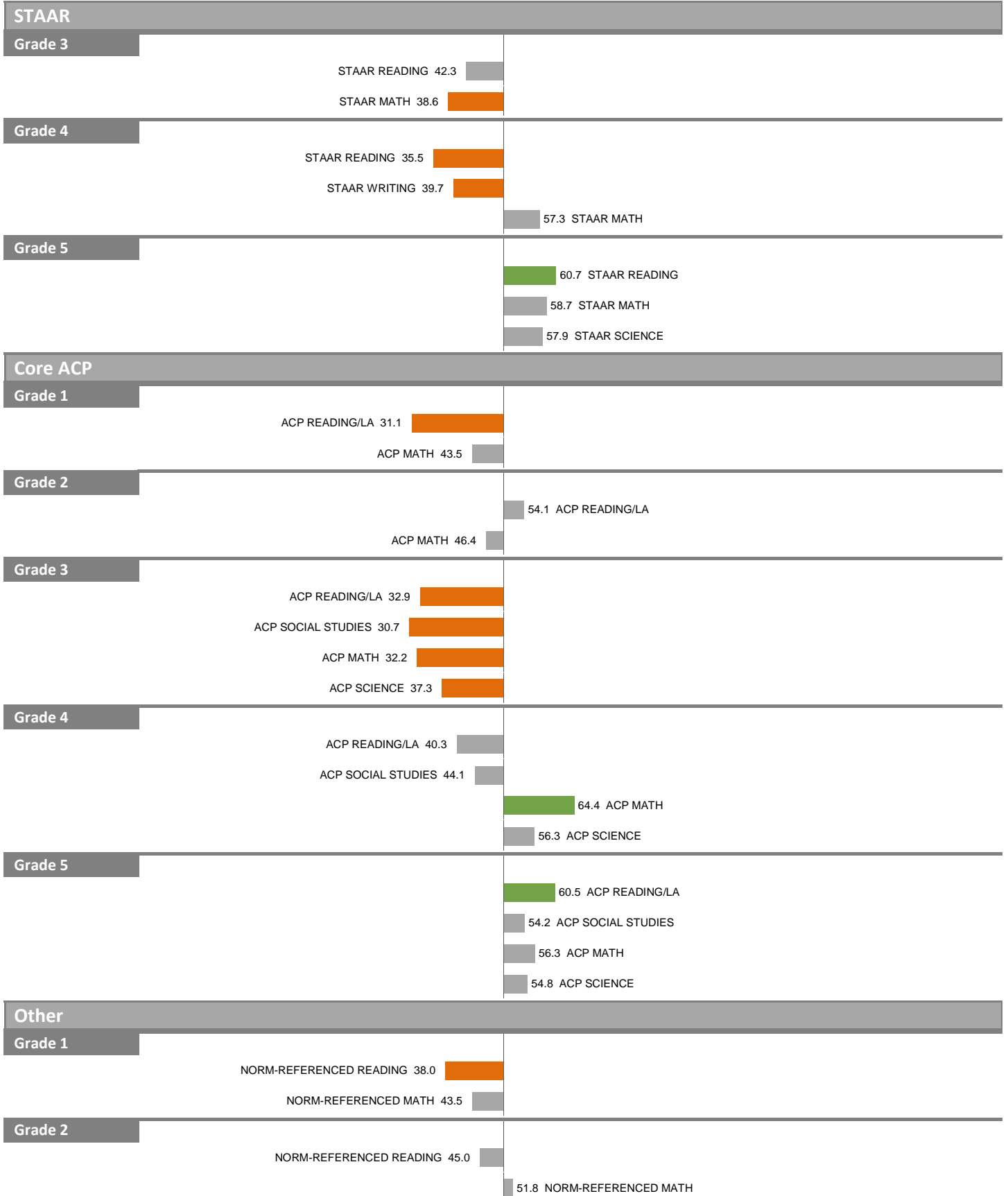
NOTES: "Overall SEI" has an average of 50 and standard deviation of 5; the range for an "average" overall SEI is 45 to 55. Component SEIs (e.g. Grade 5 STAAR READING or PSAT WRITING) each have an average of 50 and standard deviation of 10; the range for an "average" component SEI is 40 to 60. Component SEIs are computed only if at least eight tests are included.

2014-15 School Effectiveness Index (SEI) Detail

122-C.F. CARR ELEMENTARY SCHOOL

Overall SEI: 47.2

State accountability rating: Improvement Required



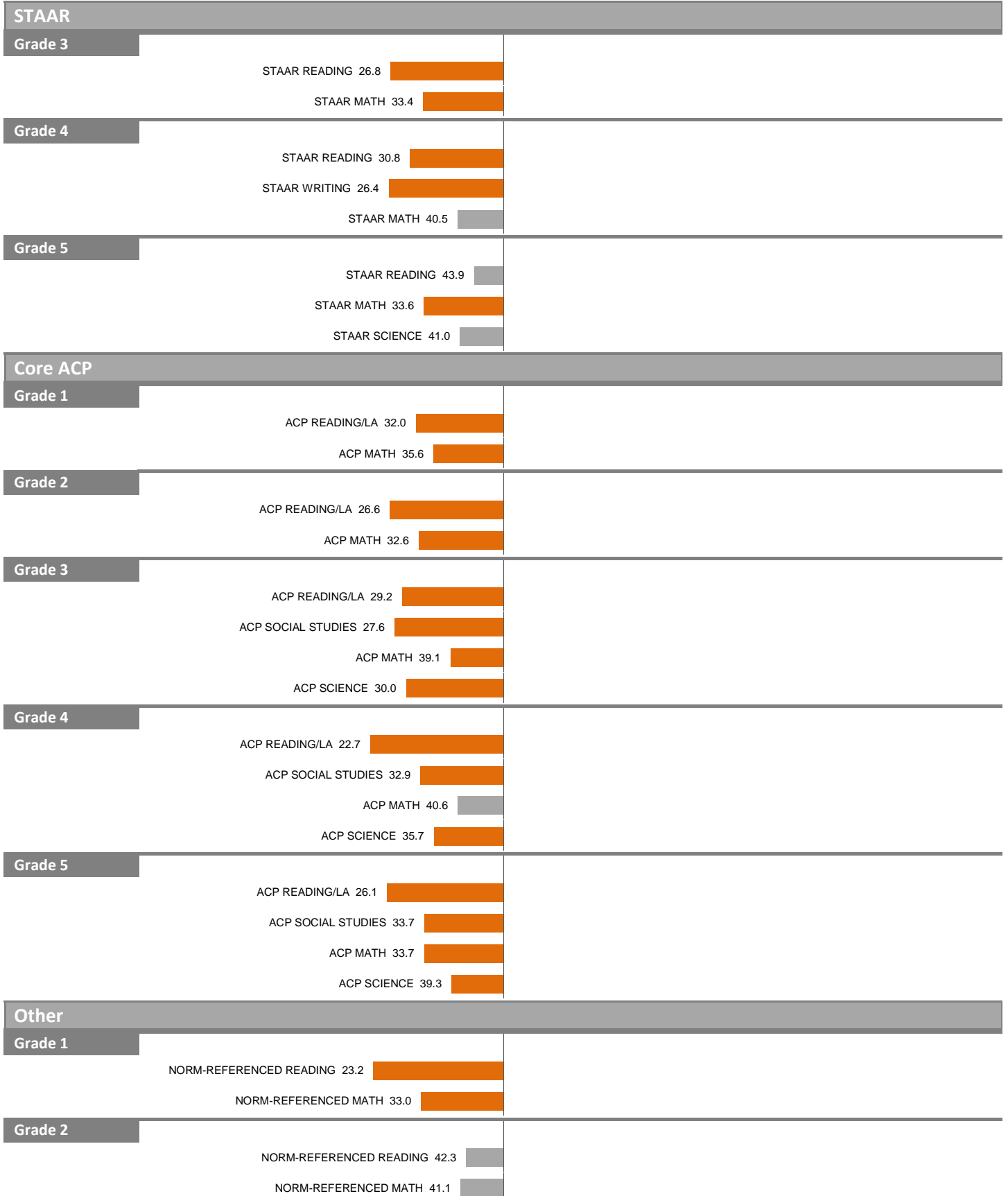
NOTES: "Overall SEI" has an average of 50 and standard deviation of 5; the range for an "average" overall SEI is 45 to 55. Component SEIs (e.g. Grade 5 STAAR READING or PSAT WRITING) each have an average of 50 and standard deviation of 10; the range for an "average" component SEI is 40 to 60. Component SEIs are computed only if at least eight tests are included.

2014-15 School Effectiveness Index (SEI) Detail

124—GEORGE W. CARVER LEARNING CENTER

Overall SEI: 34.6

State accountability rating: Improvement Required



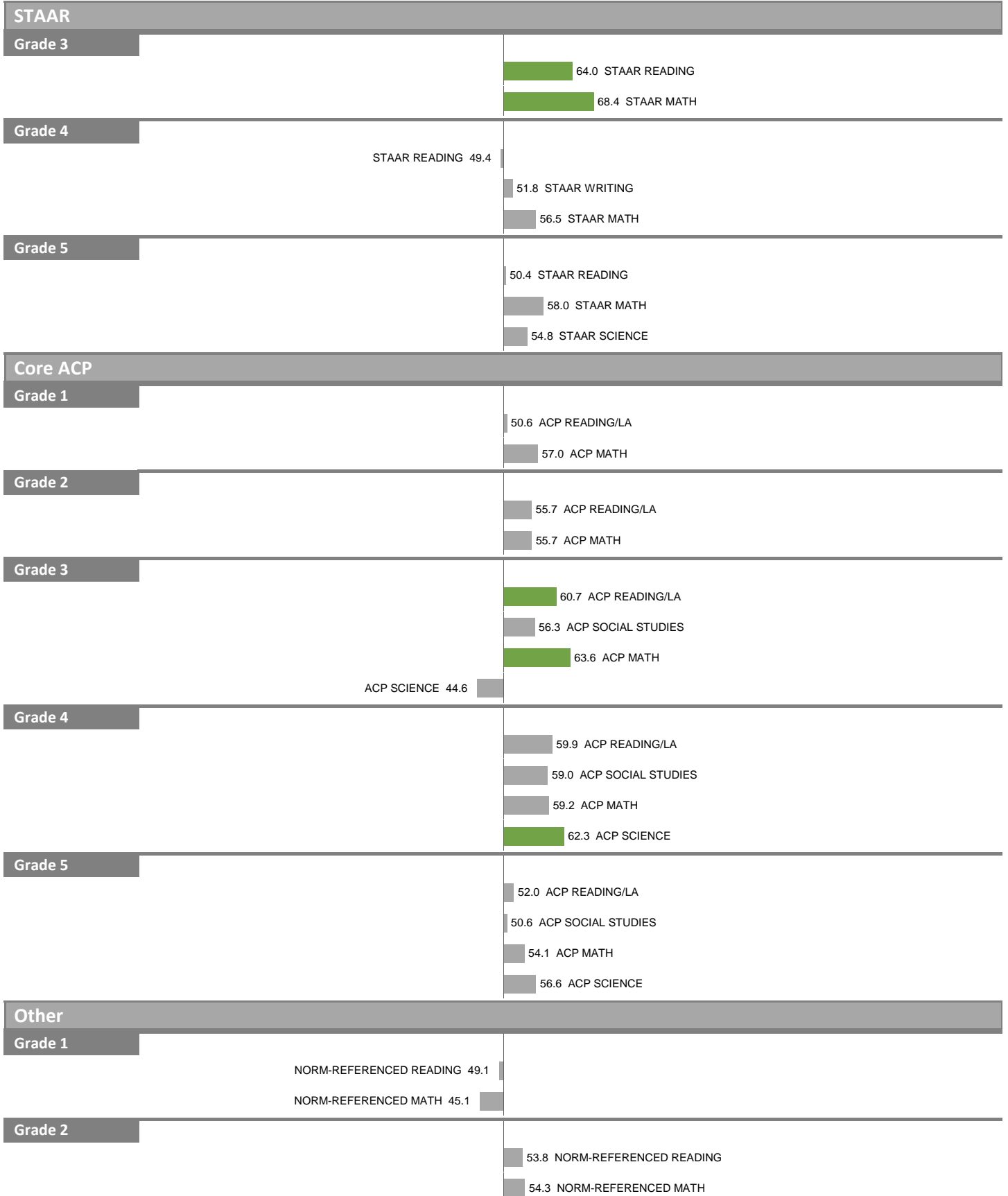
NOTES: "Overall SEI" has an average of 50 and standard deviation of 5; the range for an "average" overall SEI is 45 to 55. Component SEIs (e.g. Grade 5 STAAR READING or PSAT WRITING) each have an average of 50 and standard deviation of 10; the range for an "average" component SEI is 40 to 60. Component SEIs are computed only if at least eight tests are included.

2014-15 School Effectiveness Index (SEI) Detail

130–LEILA P. COWART ELEMENTARY SCHOOL

Overall SEI: 54.8

State accountability rating: Met Standard




NOTES: "Overall SEI" has an average of 50 and standard deviation of 5; the range for an "average" overall SEI is 45 to 55. Component SEIs (e.g. Grade 5 STAAR READING or PSAT WRITING) each have an average of 50 and standard deviation of 10; the range for an "average" component SEI is 40 to 60. Component SEIs are computed only if at least eight tests are included.

2014-15 School Effectiveness Index (SEI) Detail

131-IGNACIO ZARAGOZA ELEMENTARY SCHOOL

Overall SEI: 54.4

State accountability rating: Met Standard



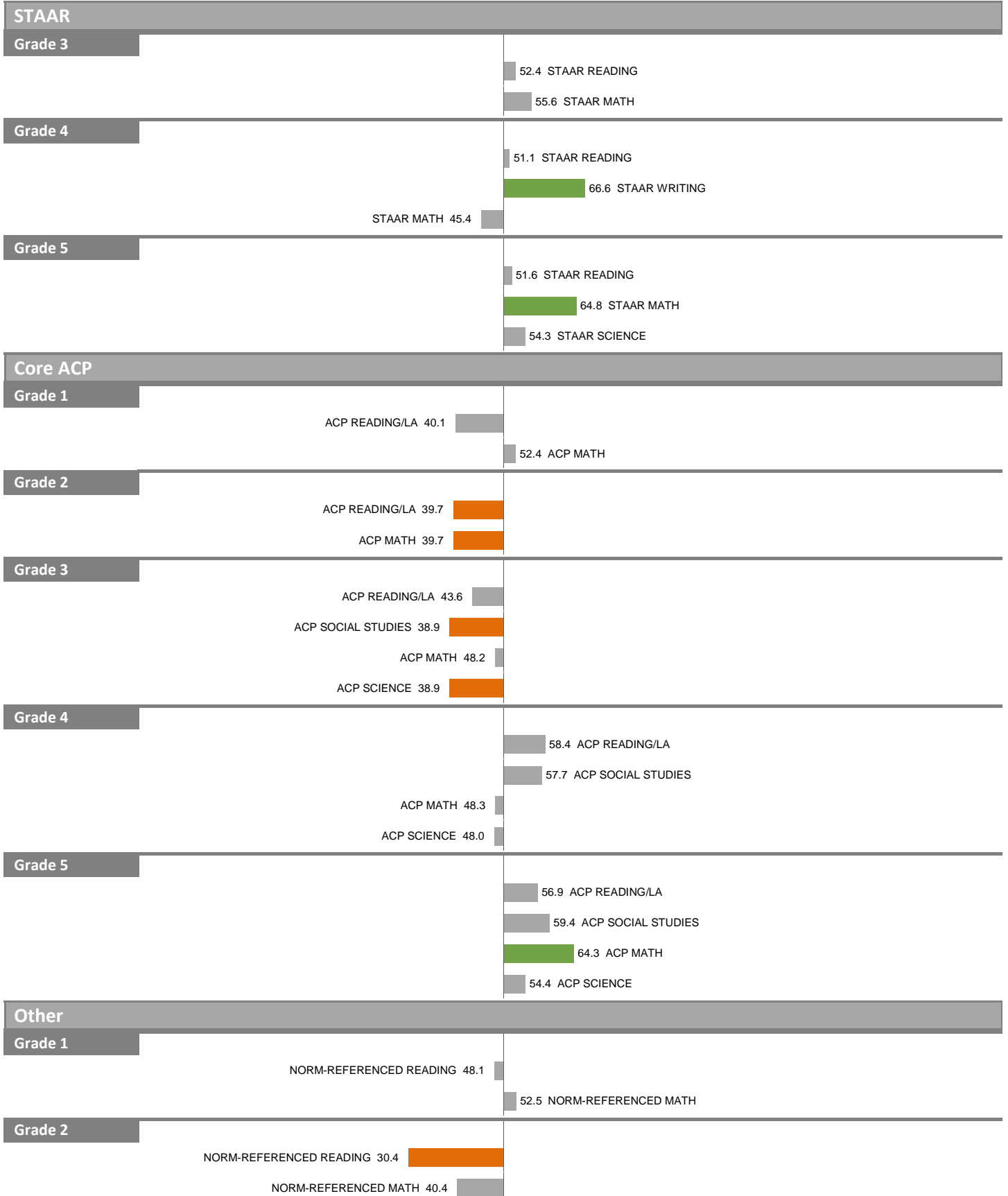
NOTES: "Overall SEI" has an average of 50 and standard deviation of 5; the range for an "average" overall SEI is 45 to 55. Component SEIs (e.g. Grade 5 STAAR READING or PSAT WRITING) each have an average of 50 and standard deviation of 10; the range for an "average" component SEI is 40 to 60. Component SEIs are computed only if at least eight tests are included.

2014-15 School Effectiveness Index (SEI) Detail

140-AMELIA EARHART LEARNING CENTER

Overall SEI: 50.6

State accountability rating: Met Standard




NOTES: "Overall SEI" has an average of 50 and standard deviation of 5; the range for an "average" overall SEI is 45 to 55. Component SEIs (e.g. Grade 5 STAAR READING or PSAT WRITING) each have an average of 50 and standard deviation of 10; the range for an "average" component SEI is 40 to 60. Component SEIs are computed only if at least eight tests are included.

2014-15 School Effectiveness Index (SEI) Detail

160-SAM HOUSTON ELEMENTARY SCHOOL

Overall SEI: 55.8

State accountability rating: Met Standard




NOTES: "Overall SEI" has an average of 50 and standard deviation of 5; the range for an "average" overall SEI is 45 to 55. Component SEIs (e.g. Grade 5 STAAR READING or PSAT WRITING) each have an average of 50 and standard deviation of 10; the range for an "average" component SEI is 40 to 60. Component SEIs are computed only if at least eight tests are included.

2014-15 School Effectiveness Index (SEI) Detail

169-ARTHUR KRAMER ELEMENTARY SCHOOL

Overall SEI: 53.1

State accountability rating: Met Standard



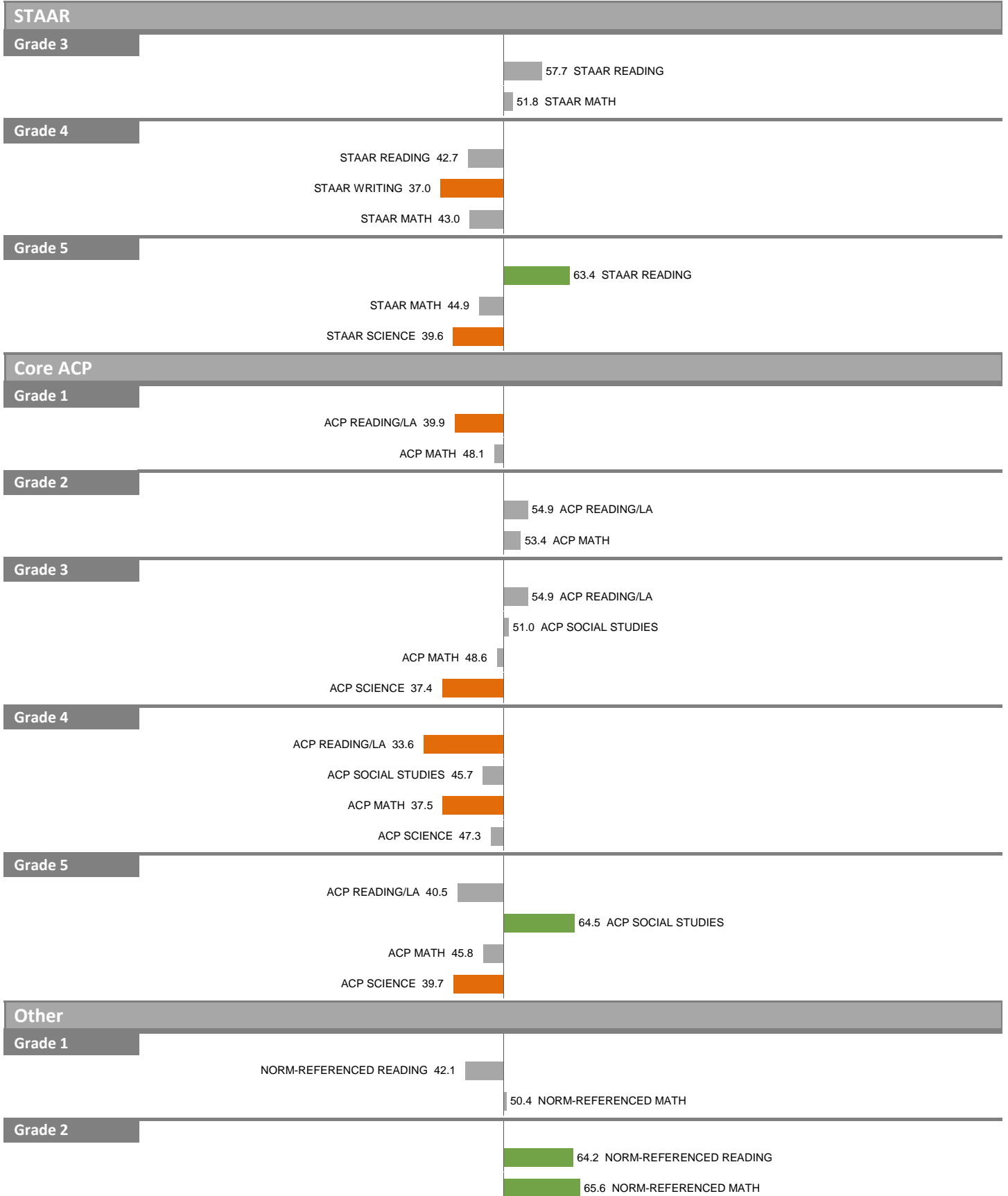
NOTES: "Overall SEI" has an average of 50 and standard deviation of 5; the range for an "average" overall SEI is 45 to 55. Component SEIs (e.g. Grade 5 STAAR READING or PSAT WRITING) each have an average of 50 and standard deviation of 10; the range for an "average" component SEI is 40 to 60. Component SEIs are computed only if at least eight tests are included.

2014-15 School Effectiveness Index (SEI) Detail

173-SIDNEY LANIER ELEMENTARY SCHOOL

Overall SEI: 49.2

State accountability rating: Met Standard




NOTES: "Overall SEI" has an average of 50 and standard deviation of 5; the range for an "average" overall SEI is 45 to 55. Component SEIs (e.g. Grade 5 STAAR READING or PSAT WRITING) each have an average of 50 and standard deviation of 10; the range for an "average" component SEI is 40 to 60. Component SEIs are computed only if at least eight tests are included.

2014-15 School Effectiveness Index (SEI) Detail

181-MAPLE LAWN ELEMENTARY SCHOOL

Overall SEI: 50.2

State accountability rating: Met Standard




NOTES: "Overall SEI" has an average of 50 and standard deviation of 5; the range for an "average" overall SEI is 45 to 55. Component SEIs (e.g. Grade 5 STAAR READING or PSAT WRITING) each have an average of 50 and standard deviation of 10; the range for an "average" component SEI is 40 to 60. Component SEIs are computed only if at least eight tests are included.

2014-15 School Effectiveness Index (SEI) Detail

184-BEN MILAM ELEMENTARY SCHOOL

Overall SEI: 54.9

State accountability rating: Met Standard




NOTES: "Overall SEI" has an average of 50 and standard deviation of 5; the range for an "average" overall SEI is 45 to 55. Component SEIs (e.g. Grade 5 STAAR READING or PSAT WRITING) each have an average of 50 and standard deviation of 10; the range for an "average" component SEI is 40 to 60. Component SEIs are computed only if at least eight tests are included.

2014-15 School Effectiveness Index (SEI) Detail

193-JOHN J. PERSHING ELEMENTARY SCHOOL

Overall SEI: 57.3

State accountability rating: Met Standard



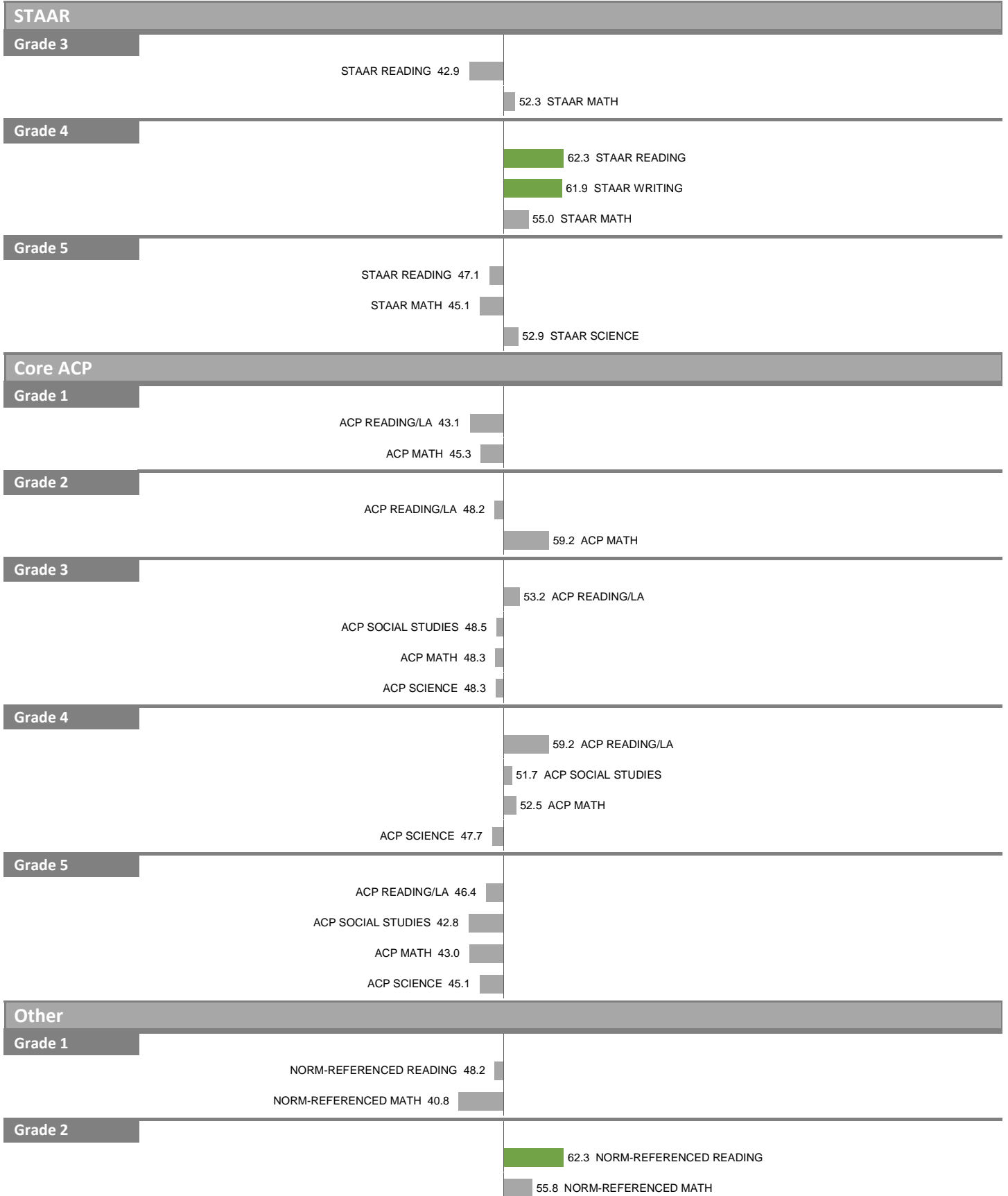
NOTES: "Overall SEI" has an average of 50 and standard deviation of 5; the range for an "average" overall SEI is 45 to 55. Component SEIs (e.g. Grade 5 STAAR READING or PSAT WRITING) each have an average of 50 and standard deviation of 10; the range for an "average" component SEI is 40 to 60. Component SEIs are computed only if at least eight tests are included.

2014-15 School Effectiveness Index (SEI) Detail

195—PRESTON HOLLOW ELEMENTARY SCHOOL

Overall SEI: 51.3

State accountability rating: Met Standard




NOTES: "Overall SEI" has an average of 50 and standard deviation of 5; the range for an "average" overall SEI is 45 to 55. Component SEIs (e.g. Grade 5 STAAR READING or PSAT WRITING) each have an average of 50 and standard deviation of 10; the range for an "average" component SEI is 40 to 60. Component SEIs are computed only if at least eight tests are included.

2014-15 School Effectiveness Index (SEI) Detail

196-J.W. RAY LEARNING CENTER

Overall SEI: 42.4

State accountability rating: Improvement Required




NOTES: "Overall SEI" has an average of 50 and standard deviation of 5; the range for an "average" overall SEI is 45 to 55. Component SEIs (e.g. Grade 5 STAAR READING or PSAT WRITING) each have an average of 50 and standard deviation of 10; the range for an "average" component SEI is 40 to 60. Component SEIs are computed only if at least eight tests are included.

2014-15 School Effectiveness Index (SEI) Detail

203-DAN D. ROGERS ELEMENTARY SCHOOL

Overall SEI: 53.1

State accountability rating: Met Standard




NOTES: "Overall SEI" has an average of 50 and standard deviation of 5; the range for an "average" overall SEI is 45 to 55. Component SEIs (e.g. Grade 5 STAAR READING or PSAT WRITING) each have an average of 50 and standard deviation of 10; the range for an "average" component SEI is 40 to 60. Component SEIs are computed only if at least eight tests are included.

2014-15 School Effectiveness Index (SEI) Detail

211–STEVENS PARK ELEMENTARY SCHOOL

Overall SEI: 45.1

State accountability rating: Met Standard




NOTES: "Overall SEI" has an average of 50 and standard deviation of 5; the range for an "average" overall SEI is 45 to 55. Component SEIs (e.g. Grade 5 STAAR READING or PSAT WRITING) each have an average of 50 and standard deviation of 10; the range for an "average" component SEI is 40 to 60. Component SEIs are computed only if at least eight tests are included.

2014-15 School Effectiveness Index (SEI) Detail

217-WILLIAM B. TRAVIS VANGUARD FOR TALENTED AND GIFTED

Overall SEI: 56.6

State accountability rating: Met Standard




NOTES: "Overall SEI" has an average of 50 and standard deviation of 5; the range for an "average" overall SEI is 45 to 55. Component SEIs (e.g. Grade 5 STAAR READING or PSAT WRITING) each have an average of 50 and standard deviation of 10; the range for an "average" component SEI is 40 to 60. Component SEIs are computed only if at least eight tests are included.

2014-15 School Effectiveness Index (SEI) Detail

236–NANCY J. COCHRAN ELEMENTARY SCHOOL

Overall SEI: 49.2

State accountability rating: Improvement Required



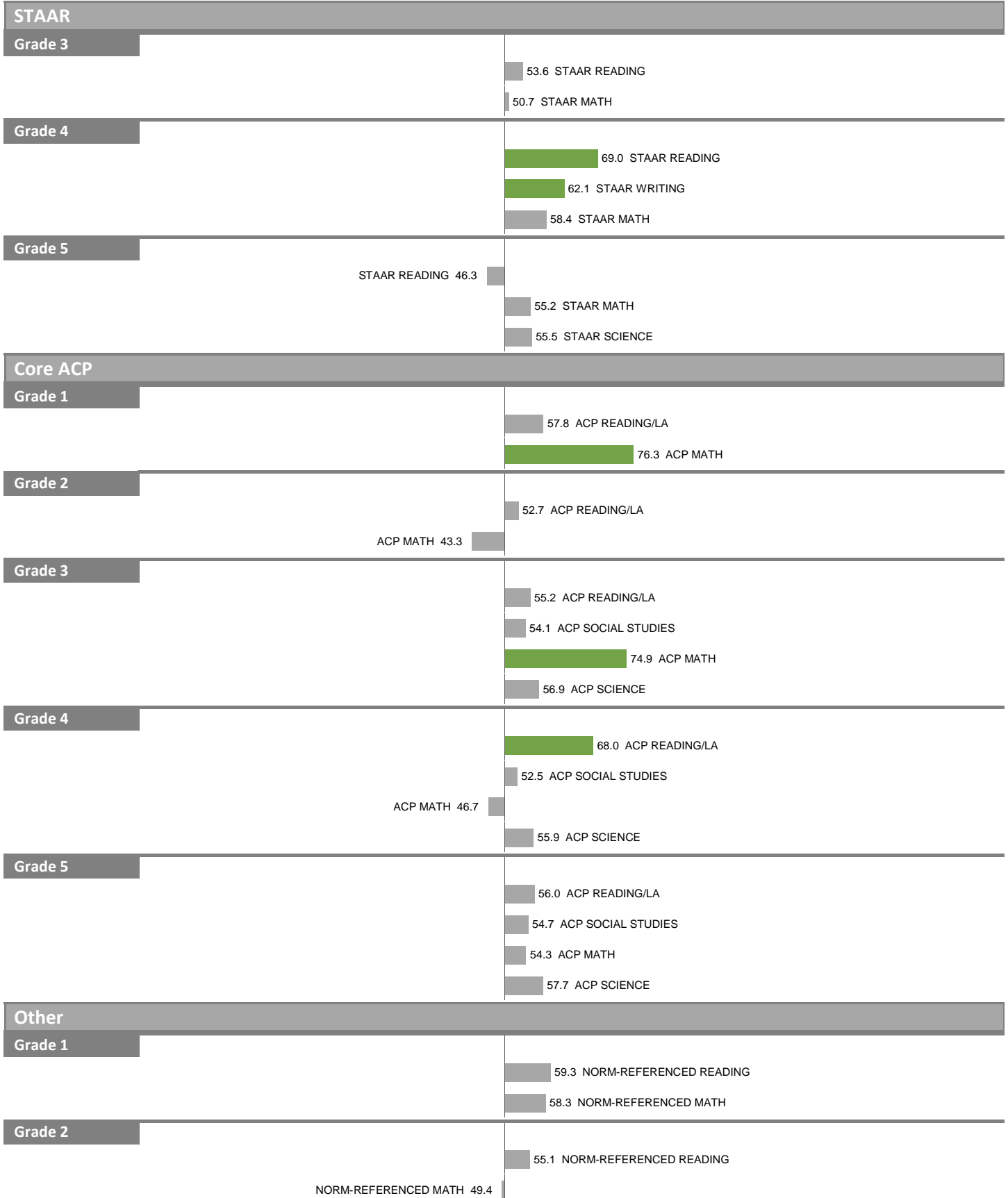
NOTES: "Overall SEI" has an average of 50 and standard deviation of 5; the range for an "average" overall SEI is 45 to 55. Component SEIs (e.g. Grade 5 STAAR READING or PSAT WRITING) each have an average of 50 and standard deviation of 10; the range for an "average" component SEI is 40 to 60. Component SEIs are computed only if at least eight tests are included.

2014-15 School Effectiveness Index (SEI) Detail

239-ARTURO SALAZAR ELEMENTARY SCHOOL

Overall SEI: 56.1

State accountability rating: Met Standard




NOTES: "Overall SEI" has an average of 50 and standard deviation of 5; the range for an "average" overall SEI is 45 to 55. Component SEIs (e.g. Grade 5 STAAR READING or PSAT WRITING) each have an average of 50 and standard deviation of 10; the range for an "average" component SEI is 40 to 60. Component SEIs are computed only if at least eight tests are included.

2014-15 School Effectiveness Index (SEI) Detail

260—LORENZO DE ZAVALA ELEMENTARY SCHOOL

Overall SEI: 50.0

State accountability rating: Met Standard




NOTES: "Overall SEI" has an average of 50 and standard deviation of 5; the range for an "average" overall SEI is 45 to 55. Component SEIs (e.g. Grade 5 STAAR READING or PSAT WRITING) each have an average of 50 and standard deviation of 10; the range for an "average" component SEI is 40 to 60. Component SEIs are computed only if at least eight tests are included.

2014-15 School Effectiveness Index (SEI) Detail

265-ELADIO MARTINEZ LEARNING CENTER

Overall SEI: 47.9

State accountability rating: Met Standard




NOTES: "Overall SEI" has an average of 50 and standard deviation of 5; the range for an "average" overall SEI is 45 to 55. Component SEIs (e.g. Grade 5 STAAR READING or PSAT WRITING) each have an average of 50 and standard deviation of 10; the range for an "average" component SEI is 40 to 60. Component SEIs are computed only if at least eight tests are included.

2014-15 School Effectiveness Index (SEI) Detail

268-JOHN F. KENNEDY ELEMENTARY SCHOOL

Overall SEI: 53.7

State accountability rating: Met Standard



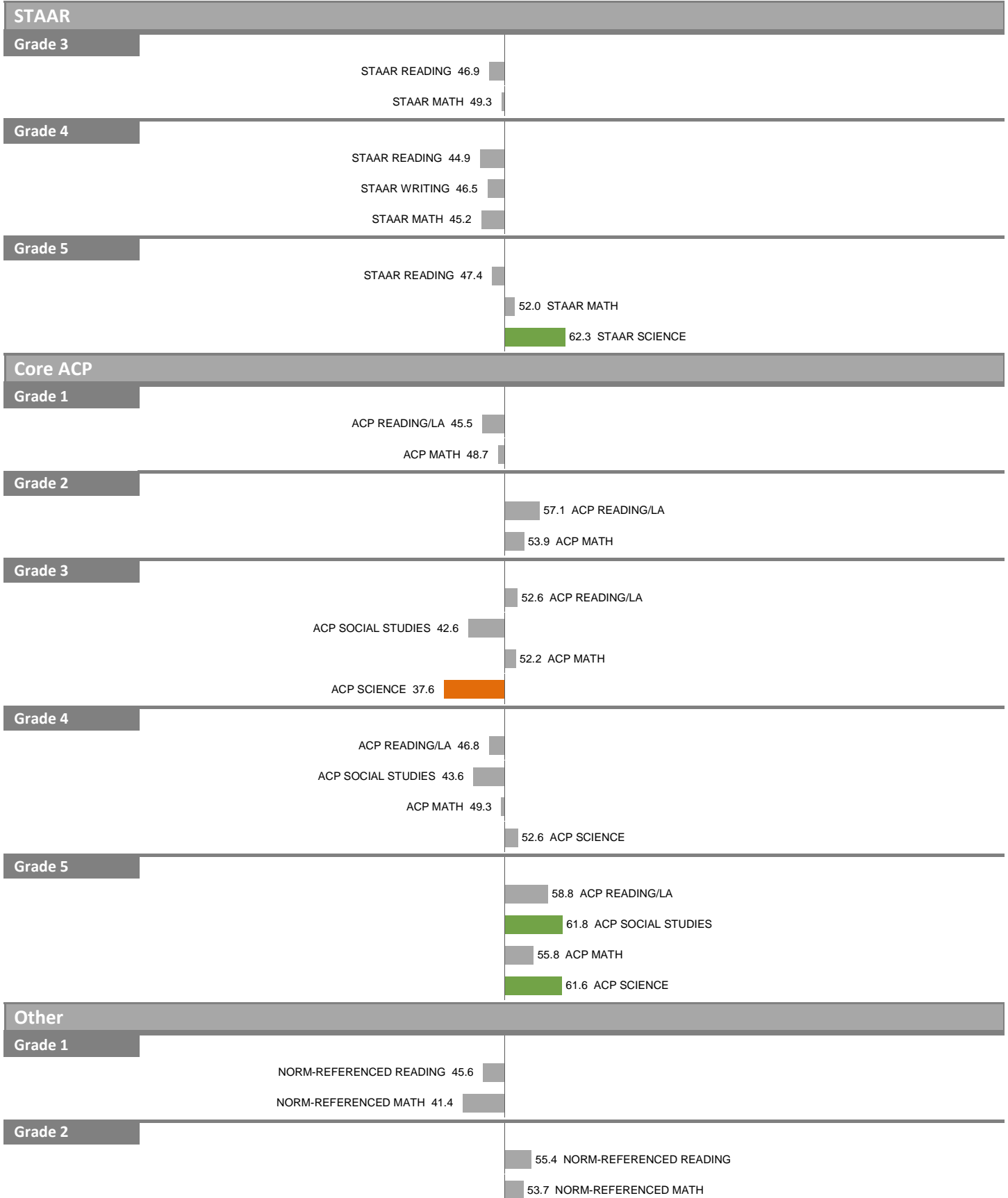
NOTES: "Overall SEI" has an average of 50 and standard deviation of 5; the range for an "average" overall SEI is 45 to 55. Component SEIs (e.g. Grade 5 STAAR READING or PSAT WRITING) each have an average of 50 and standard deviation of 10; the range for an "average" component SEI is 40 to 60. Component SEIs are computed only if at least eight tests are included.

2014-15 School Effectiveness Index (SEI) Detail

269-ONESIMO HERNANDEZ ELEMENTARY SCHOOL

Overall SEI: 49.7

State accountability rating: Met Standard



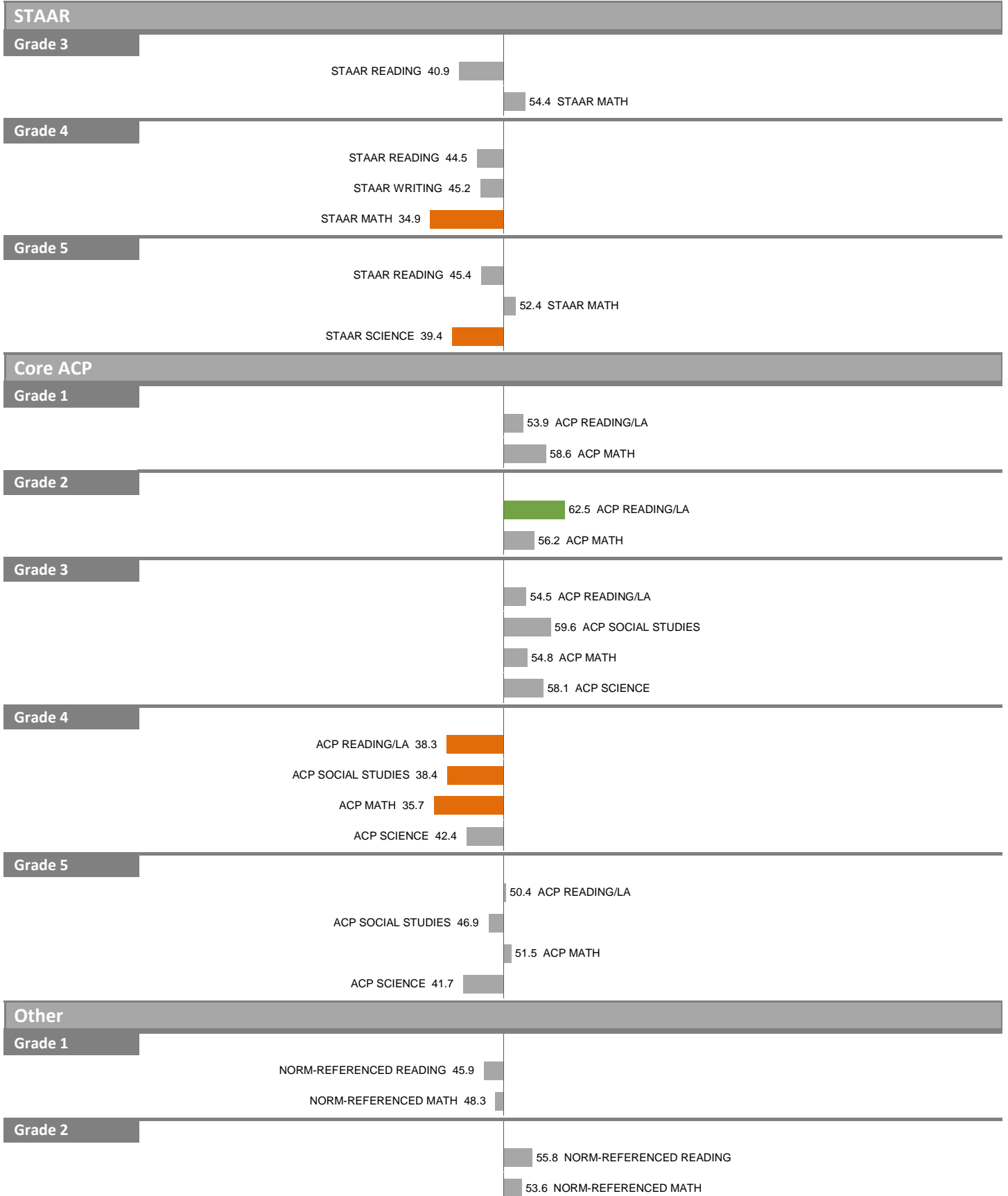
NOTES: "Overall SEI" has an average of 50 and standard deviation of 5; the range for an "average" overall SEI is 45 to 55. Component SEIs (e.g. Grade 5 STAAR READING or PSAT WRITING) each have an average of 50 and standard deviation of 10; the range for an "average" component SEI is 40 to 60. Component SEIs are computed only if at least eight tests are included.

2014-15 School Effectiveness Index (SEI) Detail

274-MARY MCLEOD BETHUNE ELEMENTARY SCHOOL

Overall SEI: 47.6

State accountability rating: Met Standard




NOTES: "Overall SEI" has an average of 50 and standard deviation of 5; the range for an "average" overall SEI is 45 to 55. Component SEIs (e.g. Grade 5 STAAR READING or PSAT WRITING) each have an average of 50 and standard deviation of 10; the range for an "average" component SEI is 40 to 60. Component SEIs are computed only if at least eight tests are included.

2014-15 School Effectiveness Index (SEI) Detail

280-ANNE FRANK ELEMENTARY SCHOOL

Overall SEI: 52.8

State accountability rating: Met Standard




NOTES: "Overall SEI" has an average of 50 and standard deviation of 5; the range for an "average" overall SEI is 45 to 55. Component SEIs (e.g. Grade 5 STAAR READING or PSAT WRITING) each have an average of 50 and standard deviation of 10; the range for an "average" component SEI is 40 to 60. Component SEIs are computed only if at least eight tests are included.

2014-15 School Effectiveness Index (SEI) Detail

281—CESAR CHAVEZ ELEMENTARY SCHOOL

Overall SEI: 48.6

State accountability rating: Met Standard



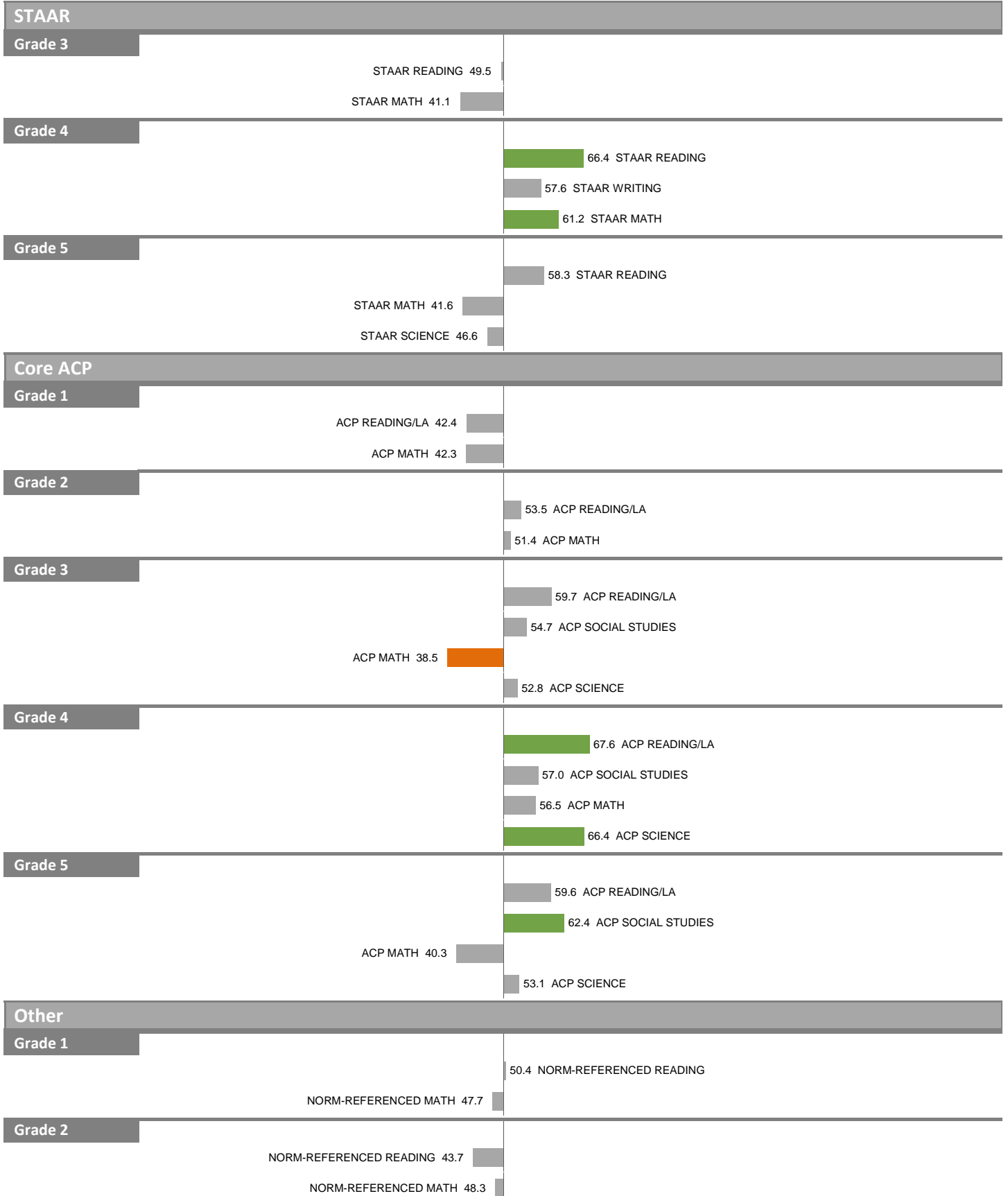
NOTES: "Overall SEI" has an average of 50 and standard deviation of 5; the range for an "average" overall SEI is 45 to 55. Component SEIs (e.g. Grade 5 STAAR READING or PSAT WRITING) each have an average of 50 and standard deviation of 10; the range for an "average" component SEI is 40 to 60. Component SEIs are computed only if at least eight tests are included.

2014-15 School Effectiveness Index (SEI) Detail

283-ESPERANZA "HOPE" MEDRANO ELEMENTARY SCHOOL

Overall SEI: 51.6

State accountability rating: Met Standard




NOTES: "Overall SEI" has an average of 50 and standard deviation of 5; the range for an "average" overall SEI is 45 to 55. Component SEIs (e.g. Grade 5 STAAR READING or PSAT WRITING) each have an average of 50 and standard deviation of 10; the range for an "average" component SEI is 40 to 60. Component SEIs are computed only if at least eight tests are included.

2014-15 School Effectiveness Index (SEI) Detail

287-CELESTINO MAURICIO SOTO, JR. ELEMENTARY SCHOOL

Overall SEI: 51.6

State accountability rating: Met Standard



NOTES: "Overall SEI" has an average of 50 and standard deviation of 5; the range for an "average" overall SEI is 45 to 55. Component SEIs (e.g. Grade 5 STAAR READING or PSAT WRITING) each have an average of 50 and standard deviation of 10; the range for an "average" component SEI is 40 to 60. Component SEIs are computed only if at least eight tests are included.