

2013-14 School Effectiveness Index (SEI) Detail

1-BRYAN ADAMS HIGH SCHOOL

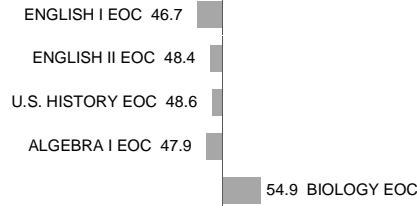
2014-15 DIVISION 5

Overall SEI: 48.7

AEIS Rating: Met Standard

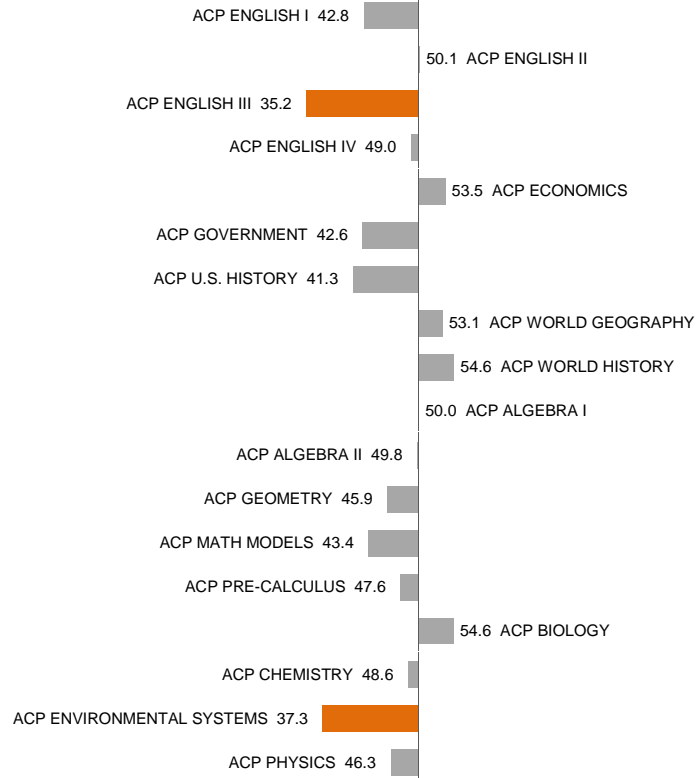
STAAR

Schoolwide



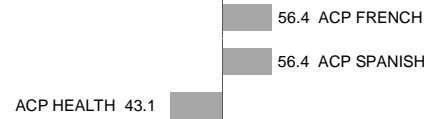
Core ACP

Schoolwide



Other ACP

Schoolwide



NOTES: "Overall SEI" has an average of 50 and standard deviation of 5; the range for an "average" overall SEI is 45 to 55. Component SEIs (e.g. Grade 5 STAAR READING or PSAT WRITING) each have an average of 50 and standard deviation of 10; the range for an "average" component SEI is 40 to 60. Component SEIs are computed only if at least eight tests are included.

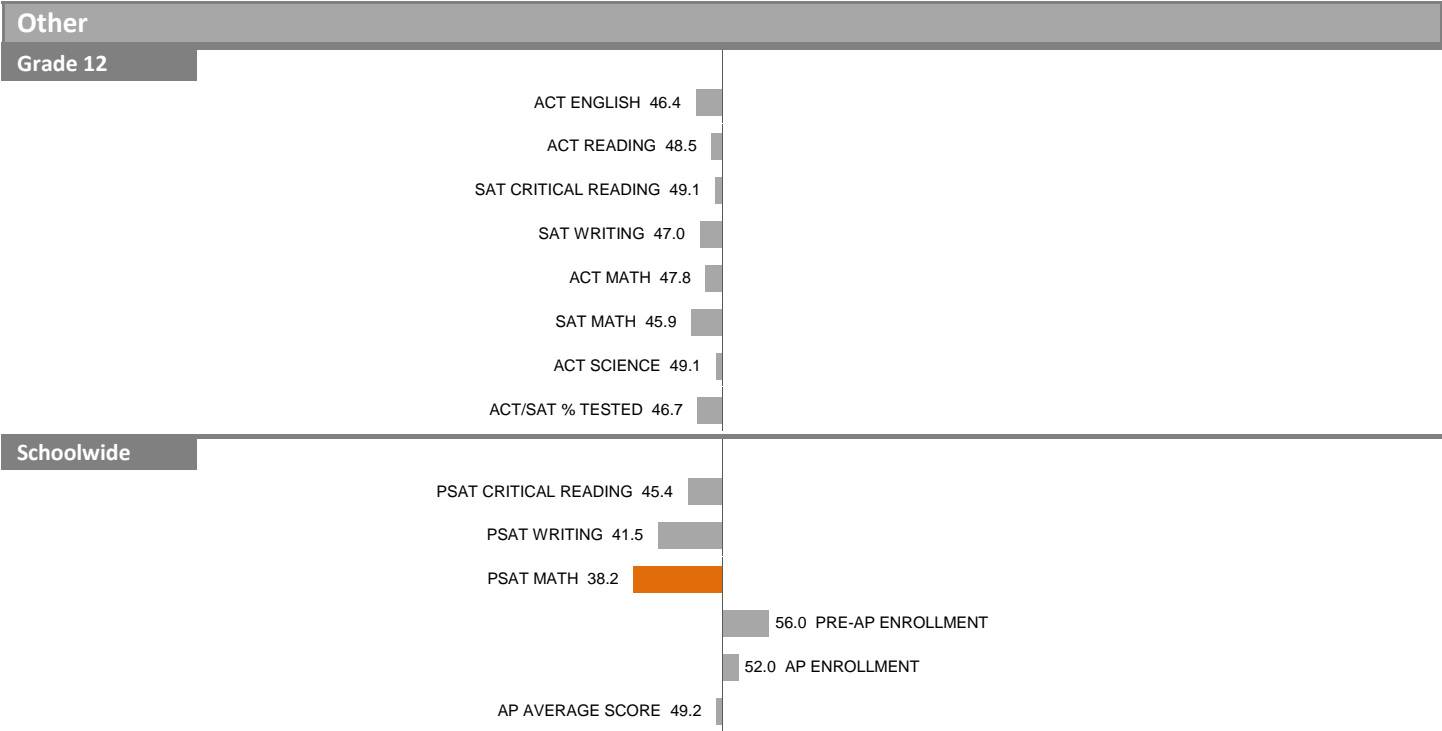
2013-14 School Effectiveness Index (SEI) Detail

1-BRYAN ADAMS HIGH SCHOOL

2014-15 DIVISION 5

Overall SEI: 48.7

AEIS Rating: Met Standard



NOTES: "Overall SEI" has an average of 50 and standard deviation of 5; the range for an "average" overall SEI is 45 to 55. Component SEIs (e.g. Grade 5 STAAR READING or PSAT WRITING) each have an average of 50 and standard deviation of 10; the range for an "average" component SEI is 40 to 60. Component SEIs are computed only if at least eight tests are included.

2013-14 School Effectiveness Index (SEI) Detail

2-W.H. ADAMSON HIGH SCHOOL

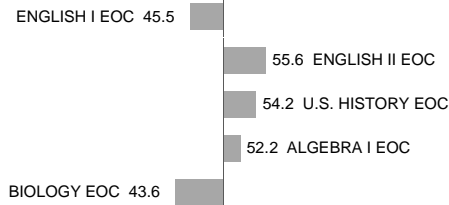
2014-15 DIVISION 5

Overall SEI: 50.8

AEIS Rating: Met Standard

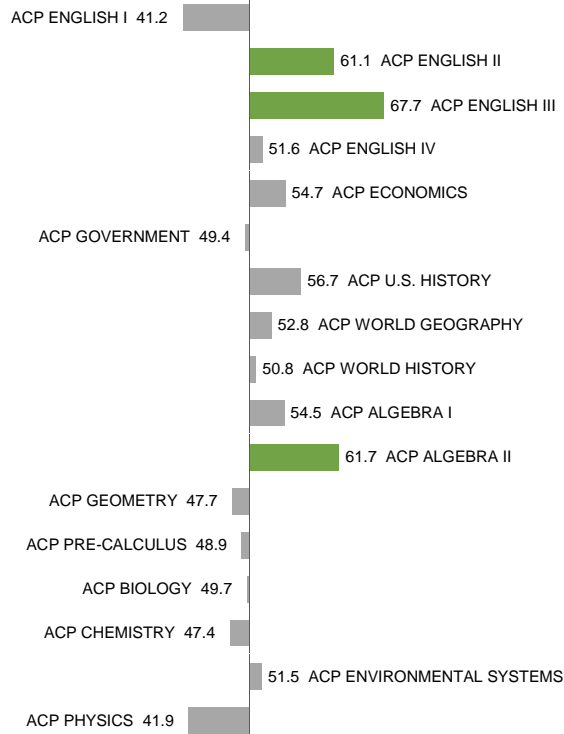
STAAR

Schoolwide



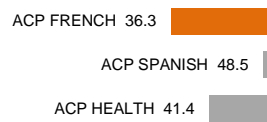
Core ACP

Schoolwide



Other ACP

Schoolwide



NOTES: "Overall SEI" has an average of 50 and standard deviation of 5; the range for an "average" overall SEI is 45 to 55. Component SEIs (e.g. Grade 5 STAAR READING or PSAT WRITING) each have an average of 50 and standard deviation of 10; the range for an "average" component SEI is 40 to 60. Component SEIs are computed only if at least eight tests are included.

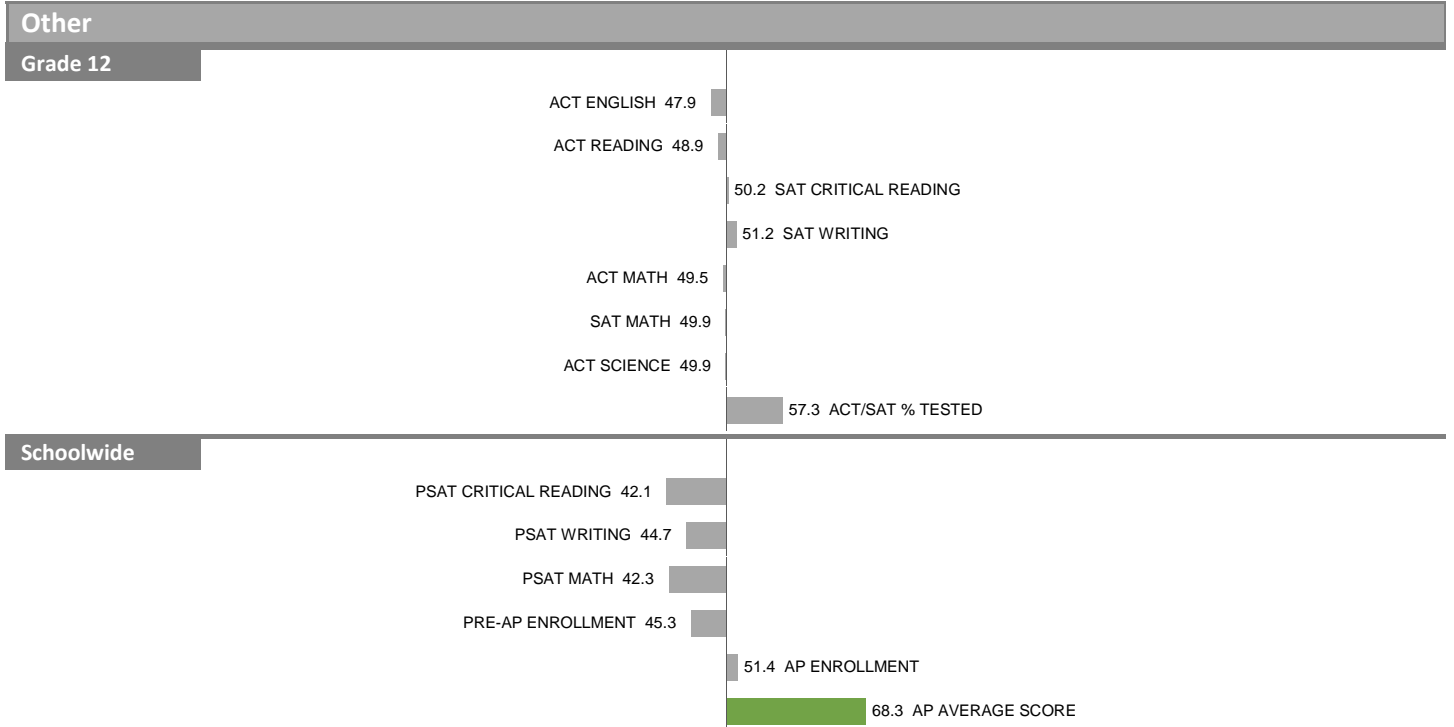
2013-14 School Effectiveness Index (SEI) Detail

2–W.H. ADAMSON HIGH SCHOOL

2014-15 DIVISION 5

Overall SEI: 50.8

AEIS Rating: Met Standard



NOTES: "Overall SEI" has an average of 50 and standard deviation of 5; the range for an "average" overall SEI is 45 to 55. Component SEIs (e.g. Grade 5 STAAR READING or PSAT WRITING) each have an average of 50 and standard deviation of 10; the range for an "average" component SEI is 40 to 60. Component SEIs are computed only if at least eight tests are included.

2013-14 School Effectiveness Index (SEI) Detail

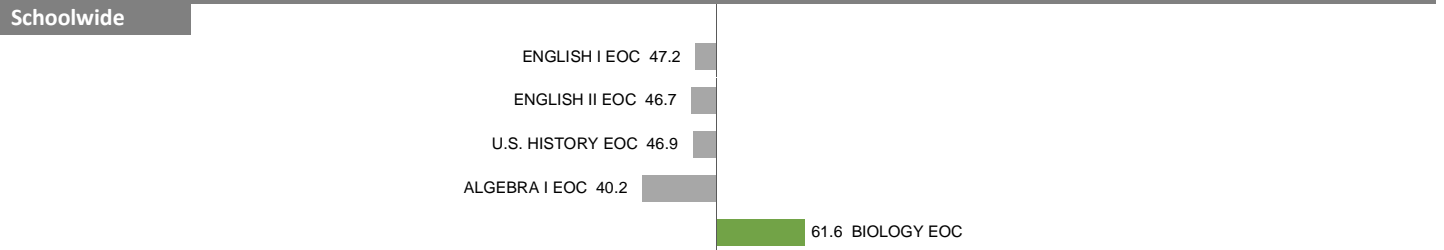
3-A. MACEO SMITH NEW TECH HIGH SCHOOL

Overall SEI: 48.6

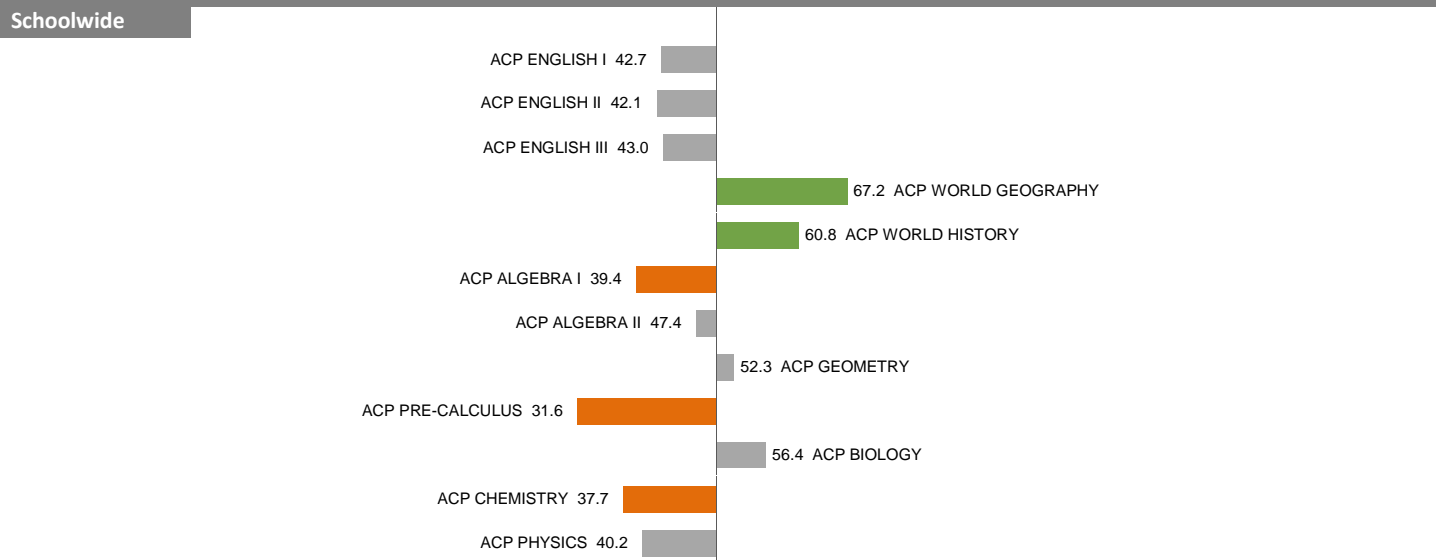
2014-15 DIVISION 5 (NO FP)

AEIS Rating: Met Standard

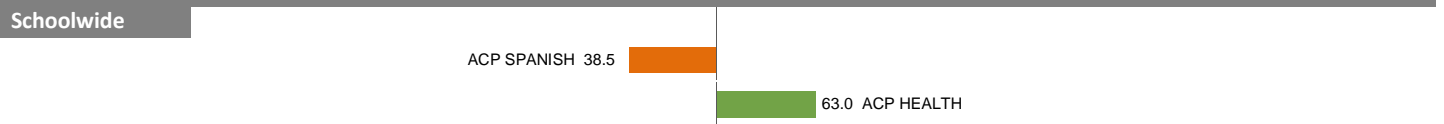
STAAR



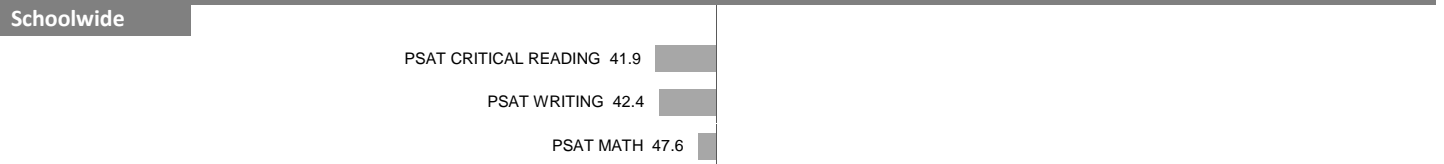
Core ACP



Other ACP



Other



NOTES: "Overall SEI" has an average of 50 and standard deviation of 5; the range for an "average" overall SEI is 45 to 55. Component SEIs (e.g. Grade 5 STAAR READING or PSAT WRITING) each have an average of 50 and standard deviation of 10; the range for an "average" component SEI is 40 to 60. Component SEIs are computed only if at least eight tests are included.

2013-14 School Effectiveness Index (SEI) Detail

9—LINCOLN HIGH SCHOOL

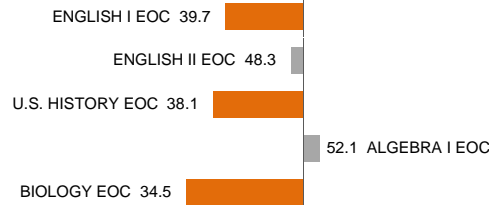
2014-15 DIVISION 5

Overall SEI: 43.7

AEIS Rating: Improvement Required

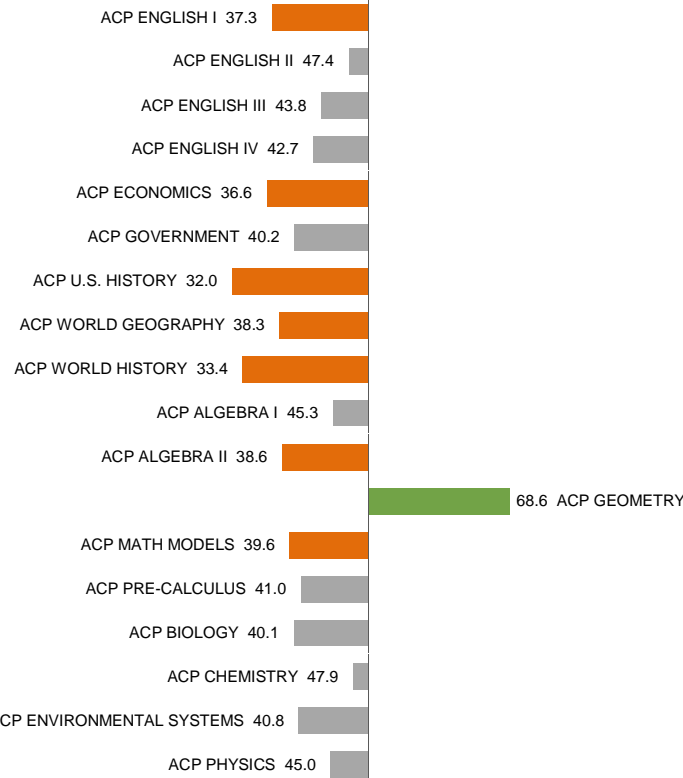
STAAR

Schoolwide



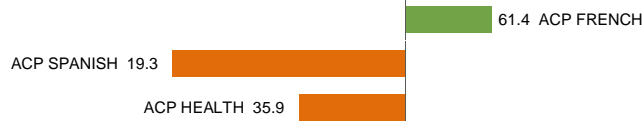
Core ACP

Schoolwide



Other ACP

Schoolwide



NOTES: "Overall SEI" has an average of 50 and standard deviation of 5; the range for an "average" overall SEI is 45 to 55. Component SEIs (e.g. Grade 5 STAAR READING or PSAT WRITING) each have an average of 50 and standard deviation of 10; the range for an "average" component SEI is 40 to 60. Component SEIs are computed only if at least eight tests are included.

2013-14 School Effectiveness Index (SEI) Detail

9-LINCOLN HIGH SCHOOL

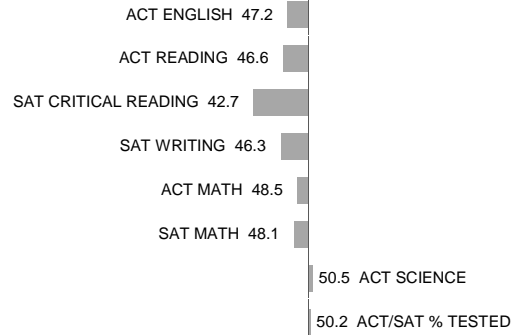
2014-15 DIVISION 5

Overall SEI: 43.7

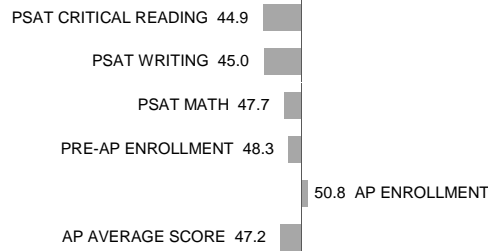
AEIS Rating: Improvement Required

Other

Grade 12



Schoolwide



NOTES: "Overall SEI" has an average of 50 and standard deviation of 5; the range for an "average" overall SEI is 45 to 55. Component SEIs (e.g. Grade 5 STAAR READING or PSAT WRITING) each have an average of 50 and standard deviation of 10; the range for an "average" component SEI is 40 to 60. Component SEIs are computed only if at least eight tests are included.

2013-14 School Effectiveness Index (SEI) Detail

15--SEAGOVILLE HIGH SCHOOL

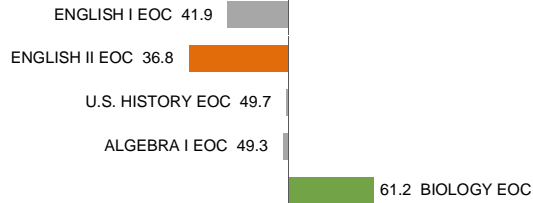
2014-15 DIVISION 5

Overall SEI: 50.4

AEIS Rating: Met Standard

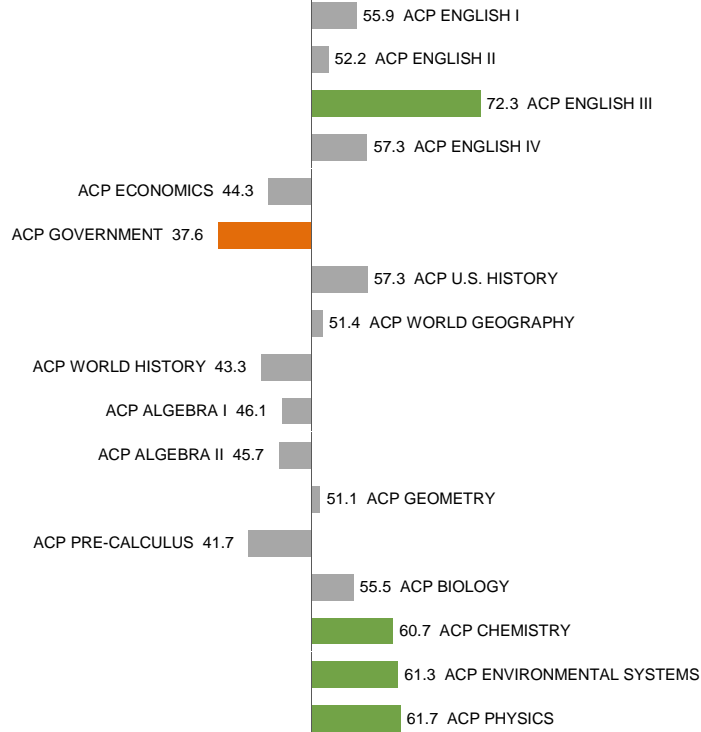
STAAR

Schoolwide



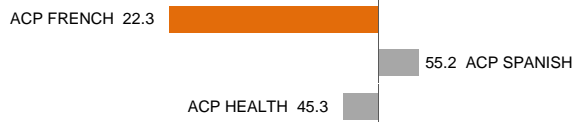
Core ACP

Schoolwide



Other ACP

Schoolwide



NOTES: "Overall SEI" has an average of 50 and standard deviation of 5; the range for an "average" overall SEI is 45 to 55. Component SEIs (e.g. Grade 5 STAAR READING or PSAT WRITING) each have an average of 50 and standard deviation of 10; the range for an "average" component SEI is 40 to 60. Component SEIs are computed only if at least eight tests are included.

2013-14 School Effectiveness Index (SEI) Detail

15--SEAGOVILLE HIGH SCHOOL

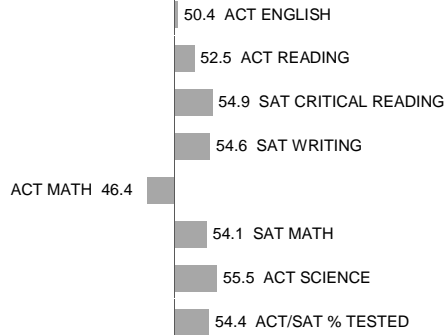
2014-15 DIVISION 5

Overall SEI: 50.4

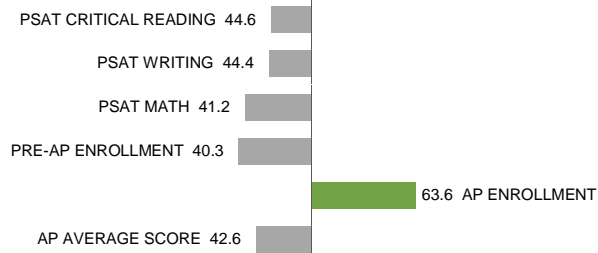
AEIS Rating: Met Standard

Other

Grade 12



Schoolwide



NOTES: "Overall SEI" has an average of 50 and standard deviation of 5; the range for an "average" overall SEI is 45 to 55. Component SEIs (e.g. Grade 5 STAAR READING or PSAT WRITING) each have an average of 50 and standard deviation of 10; the range for an "average" component SEI is 40 to 60. Component SEIs are computed only if at least eight tests are included.

2013-14 School Effectiveness Index (SEI) Detail

17-H. GRADY SPRUCE HIGH SCHOOL

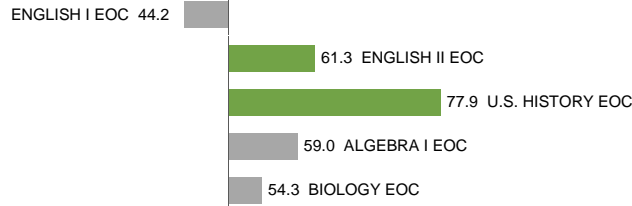
Overall SEI: 54.3

2014-15 DIVISION 5

AEIS Rating: Improvement Required

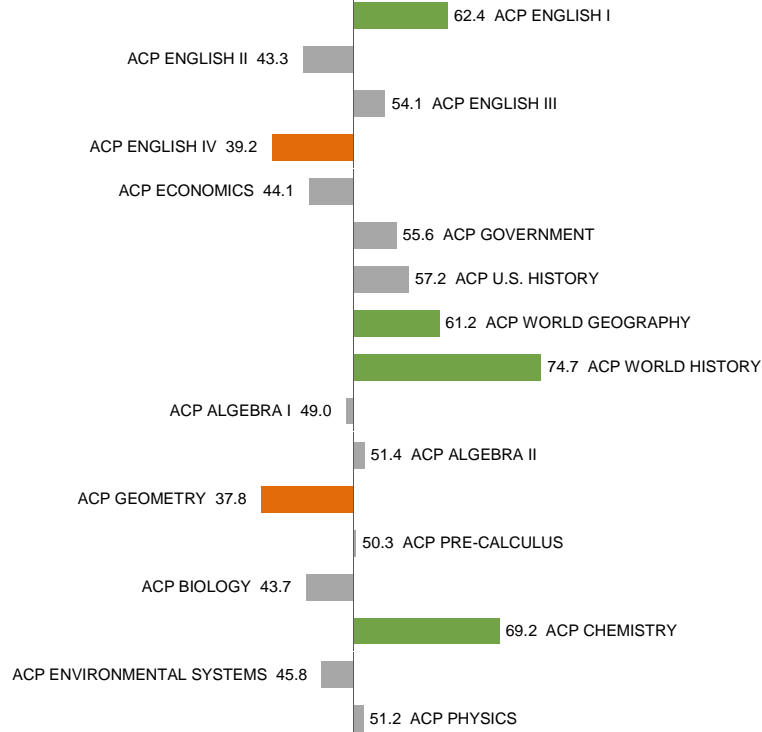
STAAR

Schoolwide



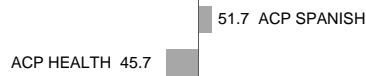
Core ACP

Schoolwide




Other ACP

Schoolwide



Other

Grade 12



NOTES: "Overall SEI" has an average of 50 and standard deviation of 5; the range for an "average" overall SEI is 45 to 55. Component SEIs (e.g. Grade 5 STAAR READING or PSAT WRITING) each have an average of 50 and standard deviation of 10; the range for an "average" component SEI is 40 to 60. Component SEIs are computed only if at least eight tests are included.

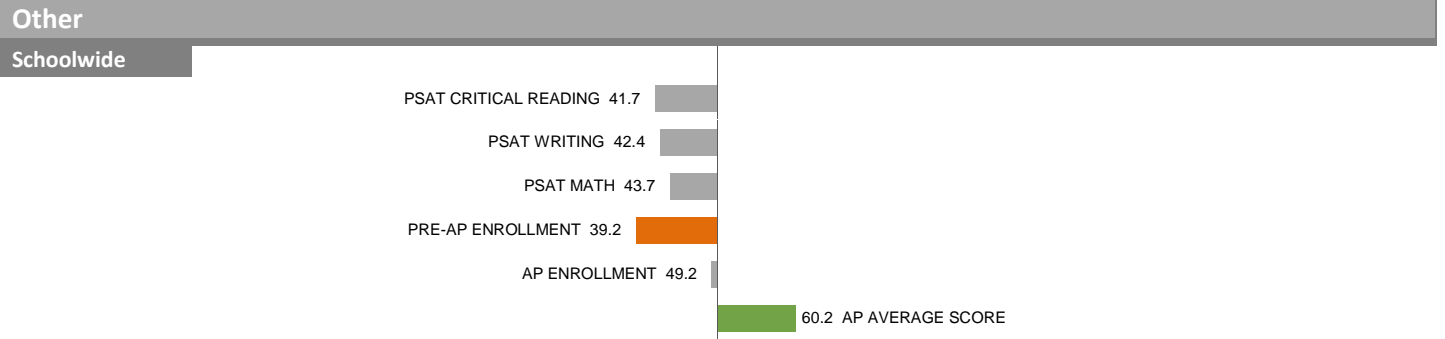
2013-14 School Effectiveness Index (SEI) Detail

17-H. GRADY SPRUCE HIGH SCHOOL

Overall SEI: 54.3

2014-15 DIVISION 5

AEIS Rating: Improvement Required



NOTES: "Overall SEI" has an average of 50 and standard deviation of 5; the range for an "average" overall SEI is 45 to 55. Component SEIs (e.g. Grade 5 STAAR READING or PSAT WRITING) each have an average of 50 and standard deviation of 10; the range for an "average" component SEI is 40 to 60. Component SEIs are computed only if at least eight tests are included.

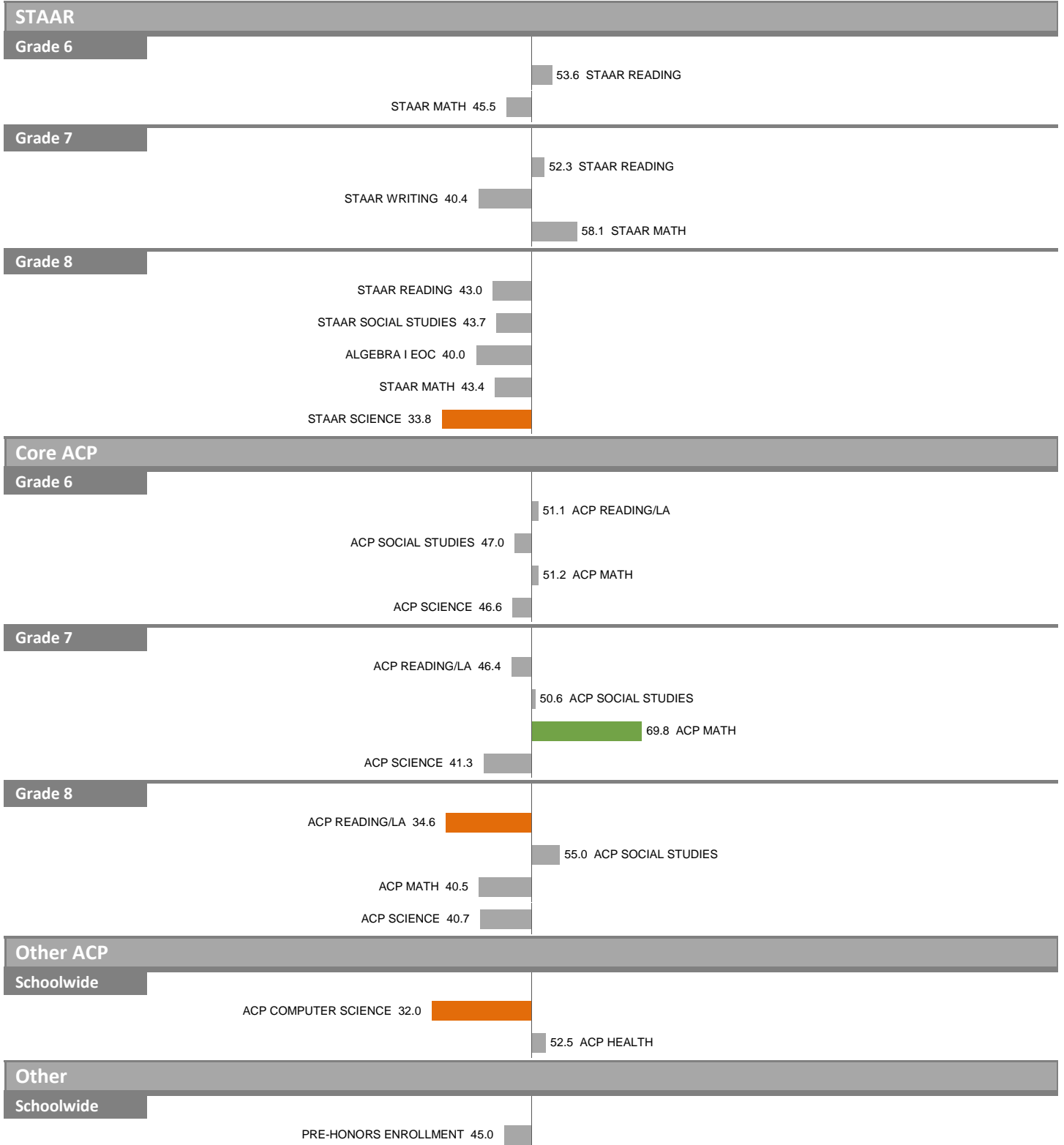
2013-14 School Effectiveness Index (SEI) Detail

45--E.B. COMSTOCK MIDDLE SCHOOL

2014-15 DIVISION 5

Overall SEI: 46.8

AEIS Rating: Met Standard



NOTES: "Overall SEI" has an average of 50 and standard deviation of 5; the range for an "average" overall SEI is 45 to 55. Component SEIs (e.g. Grade 5 STAAR READING or PSAT WRITING) each have an average of 50 and standard deviation of 10; the range for an "average" component SEI is 40 to 60. Component SEIs are computed only if at least eight tests are included.

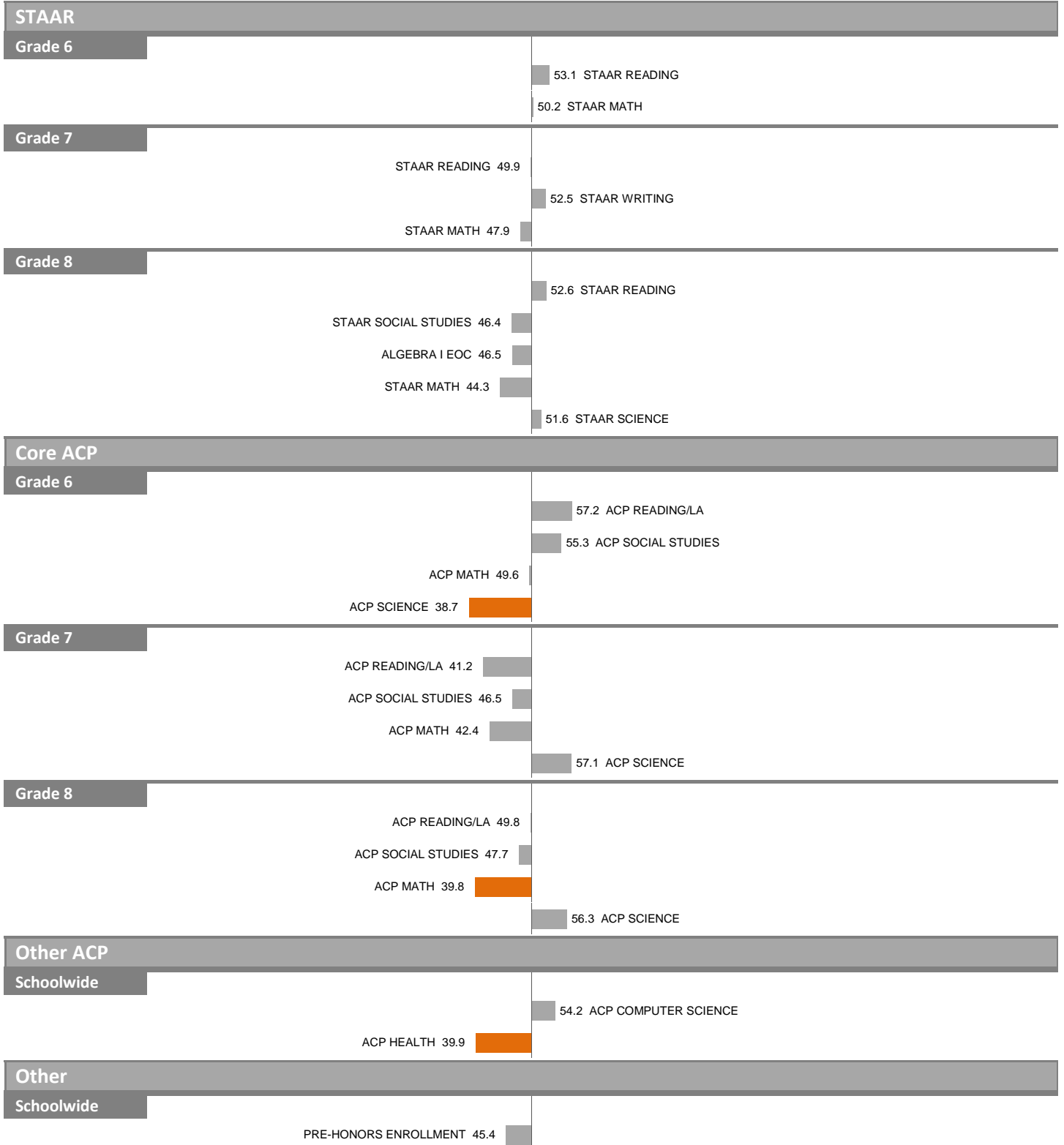
2013-14 School Effectiveness Index (SEI) Detail

48--W.H. GASTON MIDDLE SCHOOL

2014-15 DIVISION 5

Overall SEI: 48.8

AEIS Rating: Met Standard



NOTES: "Overall SEI" has an average of 50 and standard deviation of 5; the range for an "average" overall SEI is 45 to 55. Component SEIs (e.g. Grade 5 STAAR READING or PSAT WRITING) each have an average of 50 and standard deviation of 10; the range for an "average" component SEI is 40 to 60. Component SEIs are computed only if at least eight tests are included.


2013-14 School Effectiveness Index (SEI) Detail

50-ROBERT T. HILL MIDDLE SCHOOL

2014-15 DIVISION 5

Overall SEI: 47.6

AEIS Rating: Met Standard



NOTES: "Overall SEI" has an average of 50 and standard deviation of 5; the range for an "average" overall SEI is 45 to 55. Component SEIs (e.g. Grade 5 STAAR READING or PSAT WRITING) each have an average of 50 and standard deviation of 10; the range for an "average" component SEI is 40 to 60. Component SEIs are computed only if at least eight tests are included.

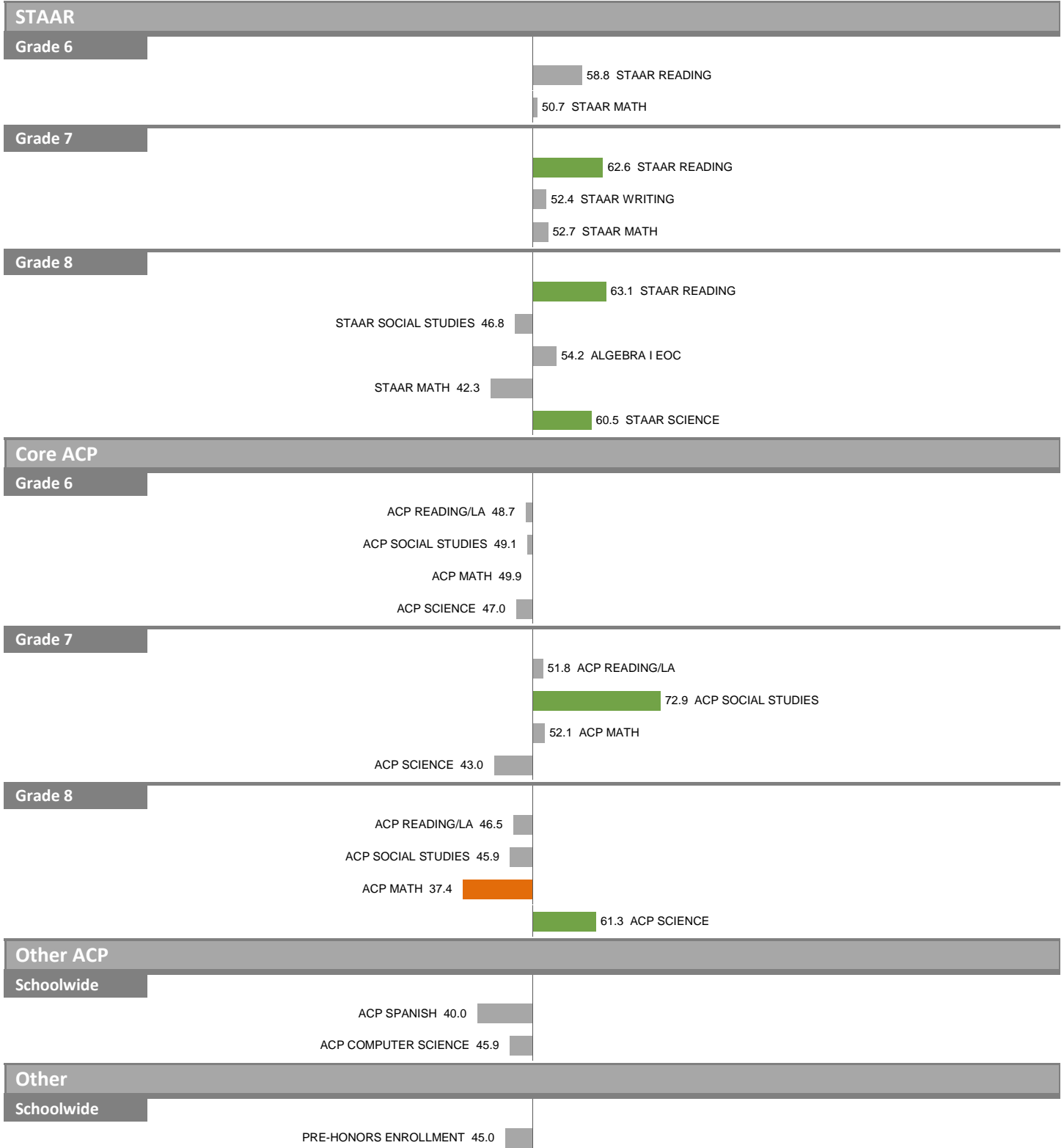
2013-14 School Effectiveness Index (SEI) Detail

69--SEAGOVILLE MIDDLE SCHOOL

2014-15 DIVISION 5

Overall SEI: 52.1

AEIS Rating: Met Standard



NOTES: "Overall SEI" has an average of 50 and standard deviation of 5; the range for an "average" overall SEI is 45 to 55. Component SEIs (e.g. Grade 5 STAAR READING or PSAT WRITING) each have an average of 50 and standard deviation of 10; the range for an "average" component SEI is 40 to 60. Component SEIs are computed only if at least eight tests are included.

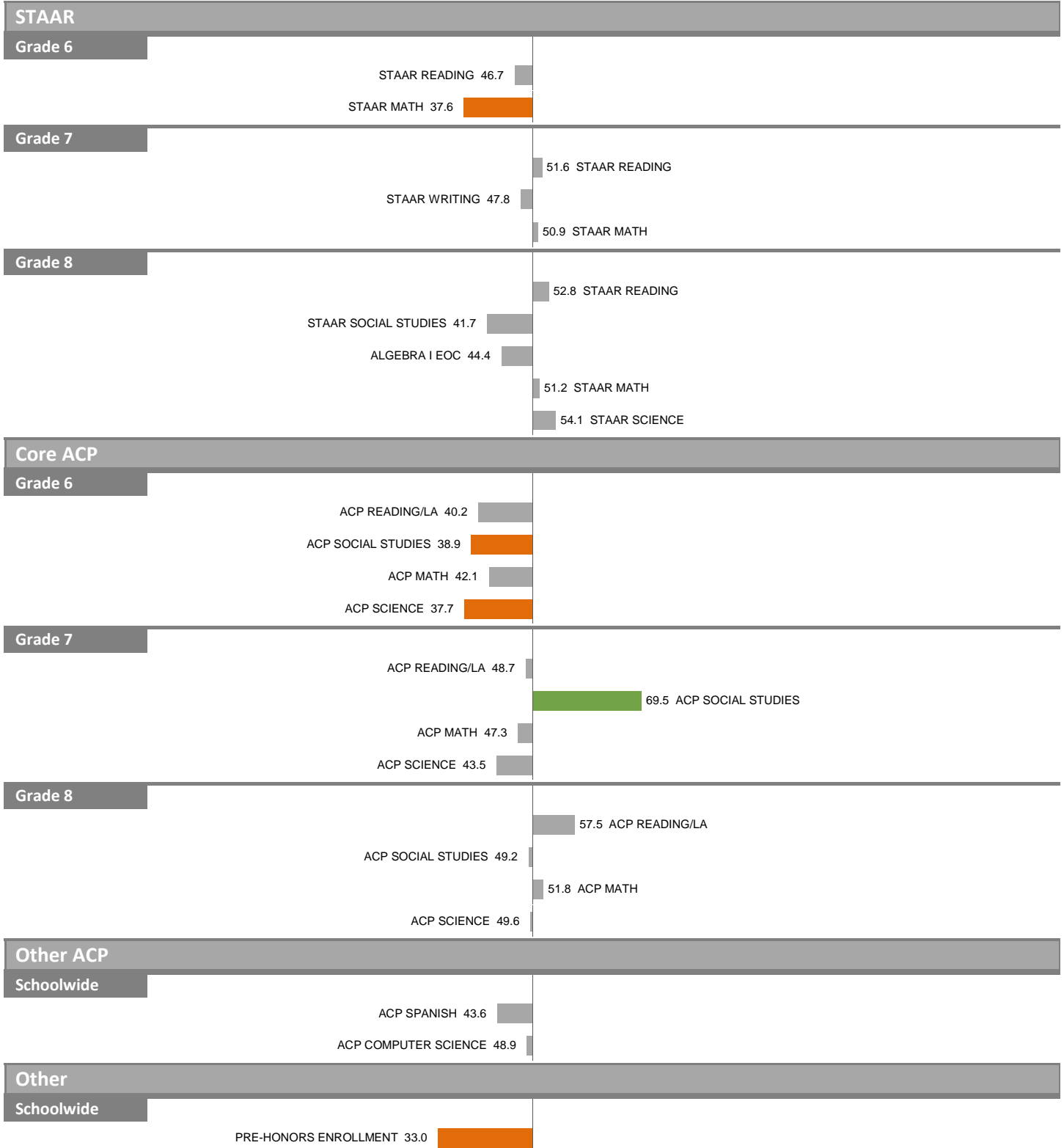
2013-14 School Effectiveness Index (SEI) Detail

77-HECTOR P. GARCIA MIDDLE SCHOOL

Overall SEI: 49.1

2014-15 DIVISION 5

AEIS Rating: Improvement Required



NOTES: "Overall SEI" has an average of 50 and standard deviation of 5; the range for an "average" overall SEI is 45 to 55. Component SEIs (e.g. Grade 5 STAAR READING or PSAT WRITING) each have an average of 50 and standard deviation of 10; the range for an "average" component SEI is 40 to 60. Component SEIs are computed only if at least eight tests are included.

2013-14 School Effectiveness Index (SEI) Detail

85-KATHLYN J. GILLIAM COLLEGIATE ACADEMY

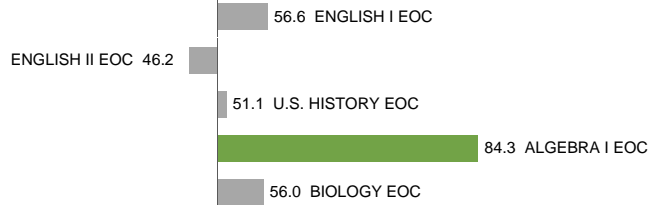
Overall SEI: 53.0

2014-15 DIVISION 5 (NO FP)

AEIS Rating: Met Standard

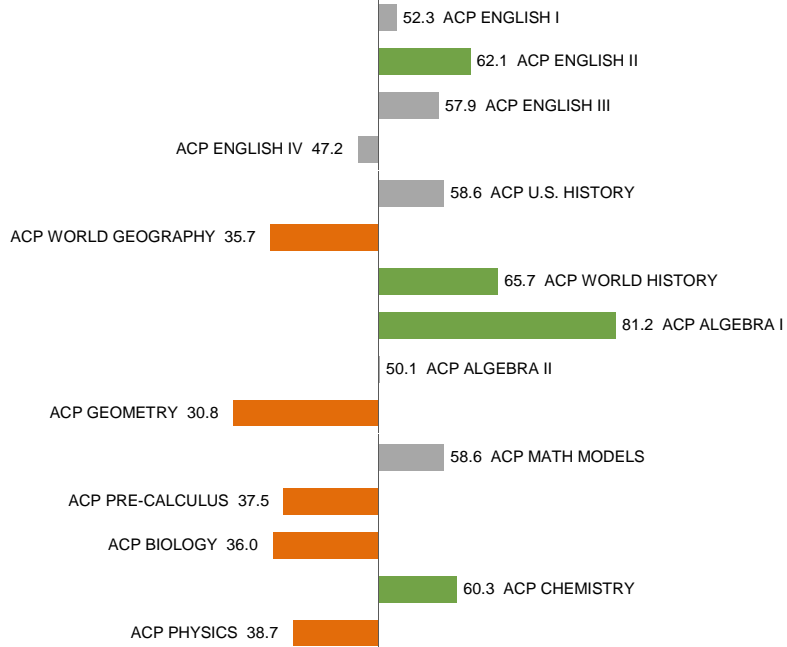
STAAR

Schoolwide



Core ACP

Schoolwide




Other ACP

Schoolwide

64.8 ACP SPANISH

Other

Grade 12



NOTES: "Overall SEI" has an average of 50 and standard deviation of 5; the range for an "average" overall SEI is 45 to 55. Component SEIs (e.g. Grade 5 STAAR READING or PSAT WRITING) each have an average of 50 and standard deviation of 10; the range for an "average" component SEI is 40 to 60. Component SEIs are computed only if at least eight tests are included.

2013-14 School Effectiveness Index (SEI) Detail

85--KATHLYN J. GILLIAM COLLEGIATE ACADEMY

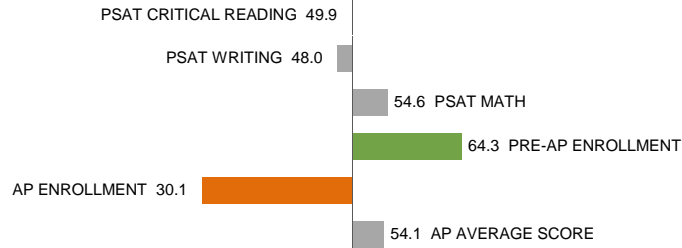
2014-15 DIVISION 5 (NO FP)

Overall SEI: 53.0

AEIS Rating: Met Standard

Other

Schoolwide



NOTES: "Overall SEI" has an average of 50 and standard deviation of 5; the range for an "average" overall SEI is 45 to 55. Component SEIs (e.g. Grade 5 STAAR READING or PSAT WRITING) each have an average of 50 and standard deviation of 10; the range for an "average" component SEI is 40 to 60. Component SEIs are computed only if at least eight tests are included.

2013-14 School Effectiveness Index (SEI) Detail

90–W.L. LASSITER, JR. EARLY COLLEGE HIGH SCHOOL

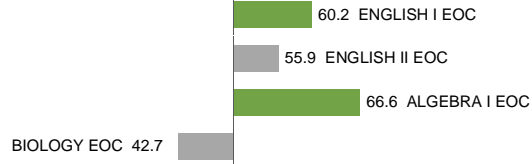
Overall SEI: 55.7

2014-15 DIVISION 5 (NO FP)

AEIS Rating: Met Standard

STAAR

Schoolwide



Other

Grade 12

57.4 ACT/SAT % TESTED

Schoolwide

58.0 AP ENROLLMENT

NOTES: "Overall SEI" has an average of 50 and standard deviation of 5; the range for an "average" overall SEI is 45 to 55. Component SEIs (e.g. Grade 5 STAAR READING or PSAT WRITING) each have an average of 50 and standard deviation of 10; the range for an "average" component SEI is 40 to 60. Component SEIs are computed only if at least eight tests are included.

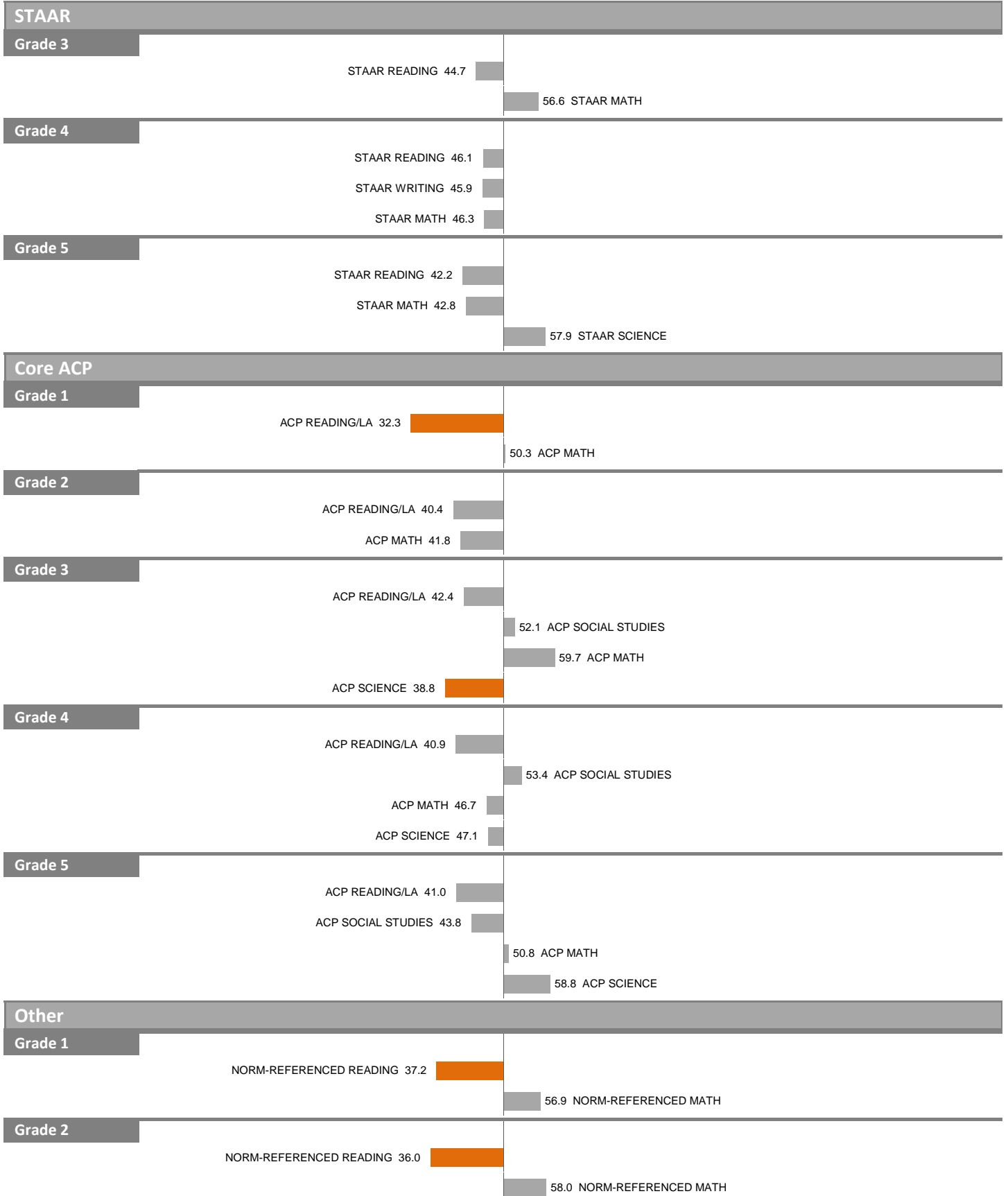
2013-14 School Effectiveness Index (SEI) Detail

104–WILLIAM M. ANDERSON ELEMENTARY SCHOOL

Overall SEI: 47.6

2014-15 DIVISION 5

AEIS Rating: Met Standard



NOTES: "Overall SEI" has an average of 50 and standard deviation of 5; the range for an "average" overall SEI is 45 to 55. Component SEIs (e.g. Grade 5 STAAR READING or PSAT WRITING) each have an average of 50 and standard deviation of 10; the range for an "average" component SEI is 40 to 60. Component SEIs are computed only if at least eight tests are included.


2013-14 School Effectiveness Index (SEI) Detail

108-BAYLES ELEMENTARY SCHOOL

Overall SEI: 43.2

2014-15 DIVISION 5

AEIS Rating: Improvement Required



NOTES: "Overall SEI" has an average of 50 and standard deviation of 5; the range for an "average" overall SEI is 45 to 55. Component SEIs (e.g. Grade 5 STAAR READING or PSAT WRITING) each have an average of 50 and standard deviation of 10; the range for an "average" component SEI is 40 to 60. Component SEIs are computed only if at least eight tests are included.

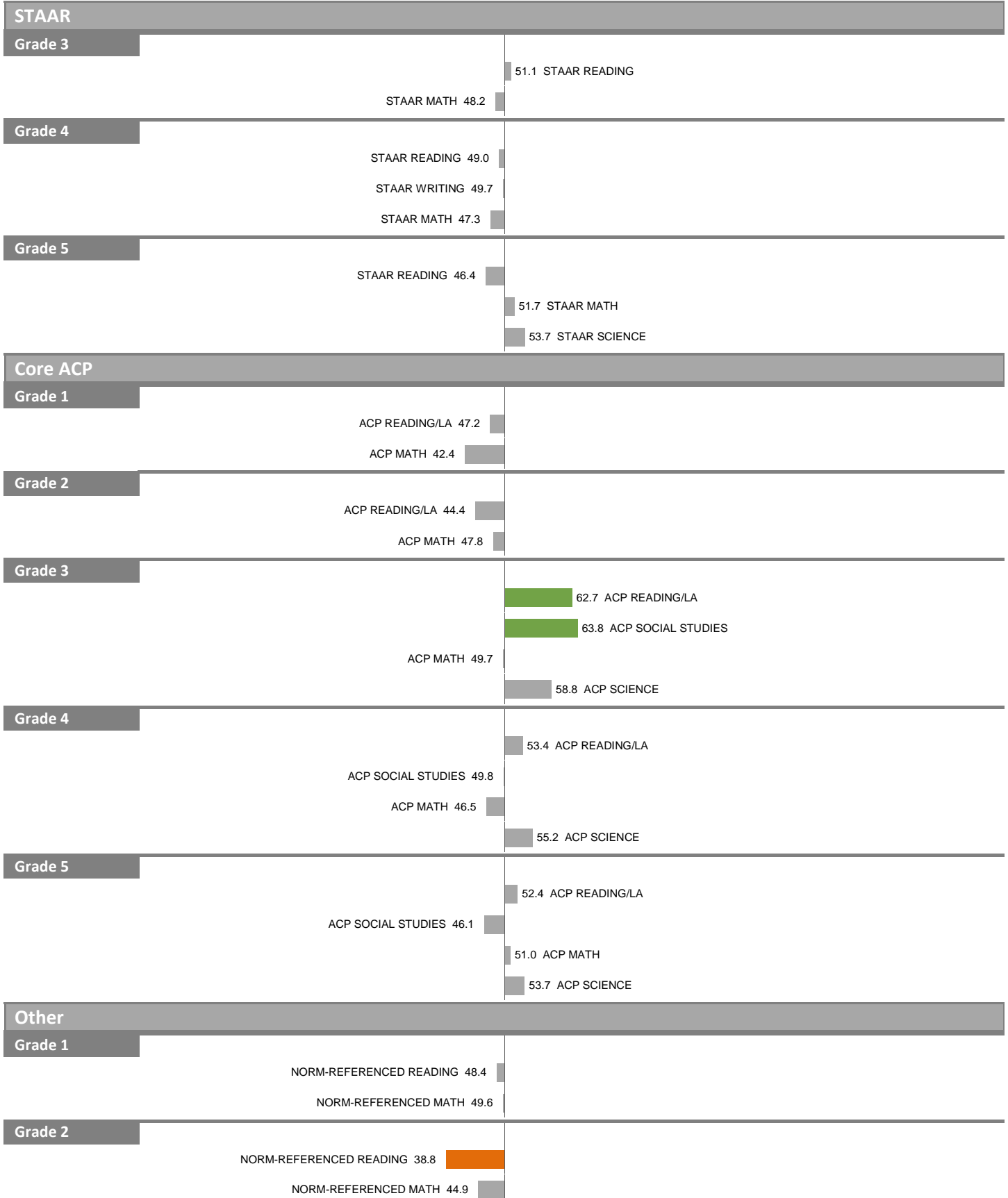
2013-14 School Effectiveness Index (SEI) Detail

109–WILLIAM A. BLAIR ELEMENTARY SCHOOL

2014-15 DIVISION 5

Overall SEI: 49.2

AEIS Rating: Met Standard



NOTES: "Overall SEI" has an average of 50 and standard deviation of 5; the range for an "average" overall SEI is 45 to 55. Component SEIs (e.g. Grade 5 STAAR READING or PSAT WRITING) each have an average of 50 and standard deviation of 10; the range for an "average" component SEI is 40 to 60. Component SEIs are computed only if at least eight tests are included.


2013-14 School Effectiveness Index (SEI) Detail

112-JAMES BOWIE ELEMENTARY SCHOOL

2014-15 DIVISION 5

Overall SEI: 45.5

AEIS Rating: Met Standard



NOTES: "Overall SEI" has an average of 50 and standard deviation of 5; the range for an "average" overall SEI is 45 to 55. Component SEIs (e.g. Grade 5 STAAR READING or PSAT WRITING) each have an average of 50 and standard deviation of 10; the range for an "average" component SEI is 40 to 60. Component SEIs are computed only if at least eight tests are included.

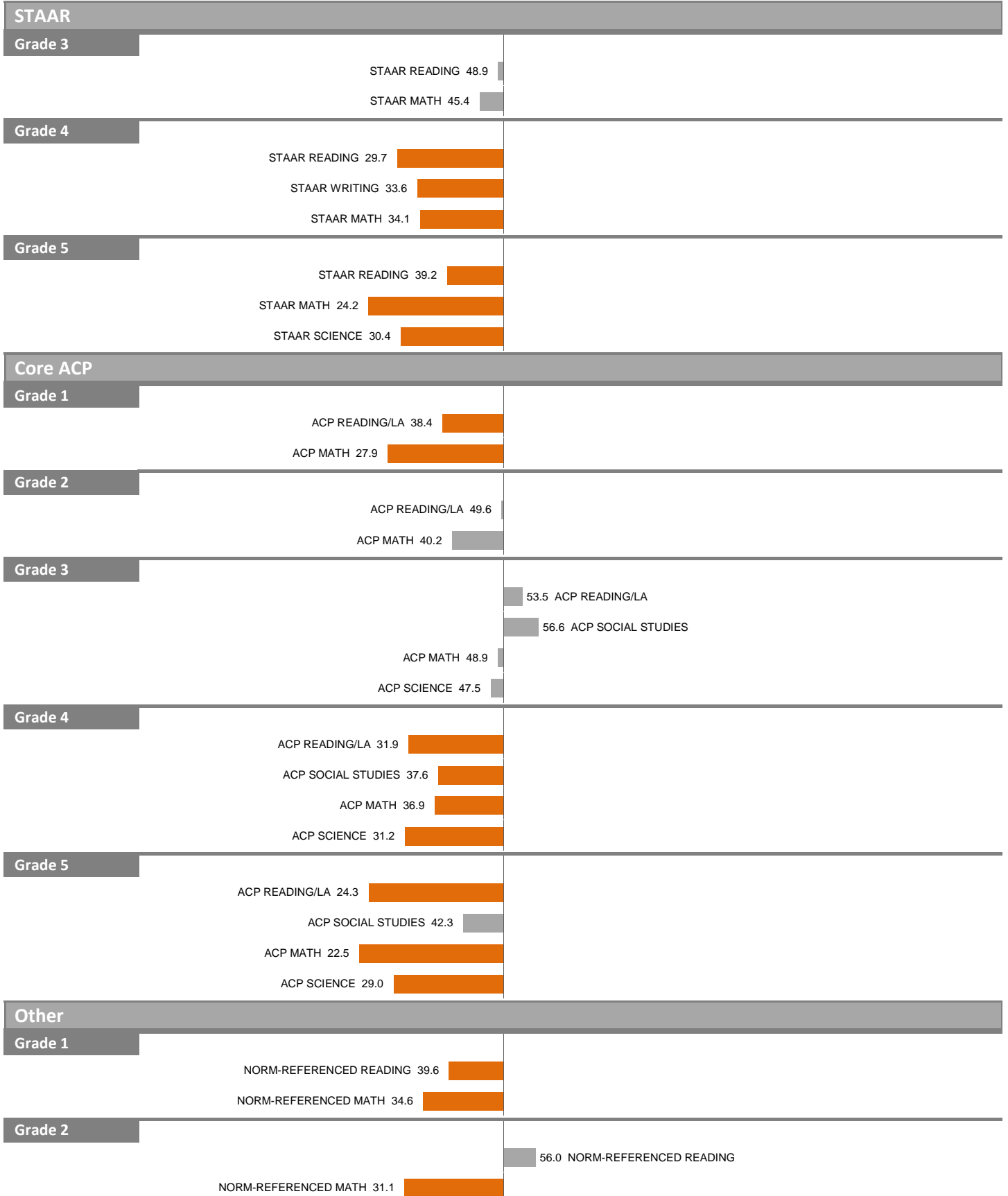
2013-14 School Effectiveness Index (SEI) Detail

117-RUFUS C. BURLESON ELEMENTARY SCHOOL

Overall SEI: 39.2

2014-15 DIVISION 5

AEIS Rating: Improvement Required



NOTES: "Overall SEI" has an average of 50 and standard deviation of 5; the range for an "average" overall SEI is 45 to 55. Component SEIs (e.g. Grade 5 STAAR READING or PSAT WRITING) each have an average of 50 and standard deviation of 10; the range for an "average" component SEI is 40 to 60. Component SEIs are computed only if at least eight tests are included.


2013-14 School Effectiveness Index (SEI) Detail

125-CASA VIEW ELEMENTARY SCHOOL

2014-15 DIVISION 5

Overall SEI: 52.0

AEIS Rating: Met Standard



NOTES: "Overall SEI" has an average of 50 and standard deviation of 5; the range for an "average" overall SEI is 45 to 55. Component SEIs (e.g. Grade 5 STAAR READING or PSAT WRITING) each have an average of 50 and standard deviation of 10; the range for an "average" component SEI is 40 to 60. Component SEIs are computed only if at least eight tests are included.

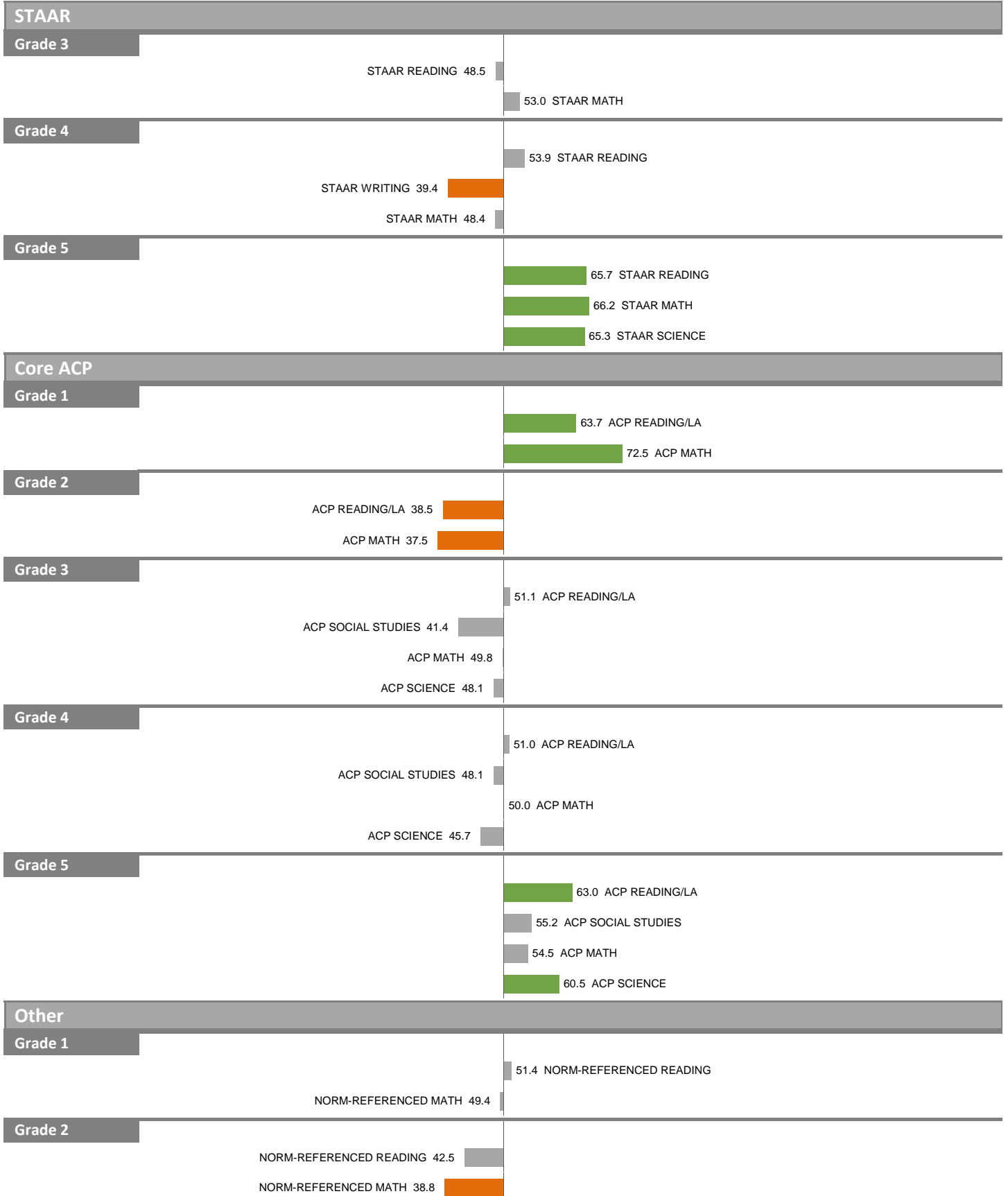
2013-14 School Effectiveness Index (SEI) Detail

126-CENTRAL ELEMENTARY SCHOOL

2014-15 DIVISION 5

Overall SEI: 51.6

AEIS Rating: Met Standard



NOTES: "Overall SEI" has an average of 50 and standard deviation of 5; the range for an "average" overall SEI is 45 to 55. Component SEIs (e.g. Grade 5 STAAR READING or PSAT WRITING) each have an average of 50 and standard deviation of 10; the range for an "average" component SEI is 40 to 60. Component SEIs are computed only if at least eight tests are included.


2013-14 School Effectiveness Index (SEI) Detail

137-JULIUS DORSEY ELEMENTARY SCHOOL

2014-15 DIVISION 5

Overall SEI: 50.1

AEIS Rating: Met Standard



NOTES: "Overall SEI" has an average of 50 and standard deviation of 5; the range for an "average" overall SEI is 45 to 55. Component SEIs (e.g. Grade 5 STAAR READING or PSAT WRITING) each have an average of 50 and standard deviation of 10; the range for an "average" component SEI is 40 to 60. Component SEIs are computed only if at least eight tests are included.

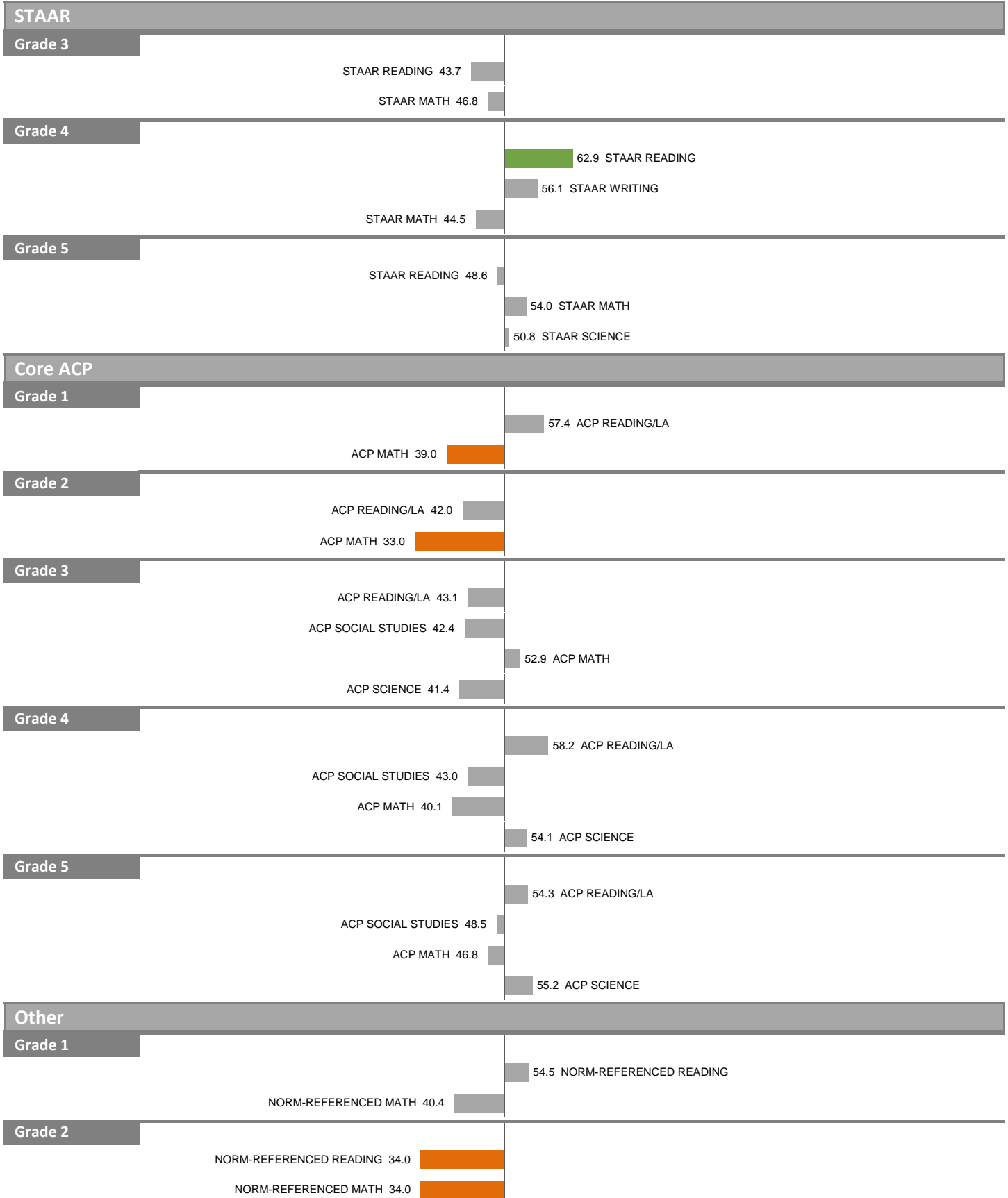
2013-14 School Effectiveness Index (SEI) Detail

142-J.N. ERVIN ELEMENTARY SCHOOL

Overall SEI: 47.7

2014-15 DIVISION 5

AEIS Rating: Improvement Required



NOTES: "Overall SEI" has an average of 50 and standard deviation of 5; the range for an "average" overall SEI is 45 to 55. Component SEIs (e.g. Grade 5 STAAR READING or PSAT WRITING) each have an average of 50 and standard deviation of 10; the range for an "average" component SEI is 40 to 60. Component SEIs are computed only if at least eight tests are included.


2013-14 School Effectiveness Index (SEI) Detail

147-CHARLES A. GILL ELEMENTARY SCHOOL

Overall SEI: 50.2

2014-15 DIVISION 5

AEIS Rating: Met Standard



NOTES: "Overall SEI" has an average of 50 and standard deviation of 5; the range for an "average" overall SEI is 45 to 55. Component SEIs (e.g. Grade 5 STAAR READING or PSAT WRITING) each have an average of 50 and standard deviation of 10; the range for an "average" component SEI is 40 to 60. Component SEIs are computed only if at least eight tests are included.


2013-14 School Effectiveness Index (SEI) Detail

153-VICTOR H. HEXTER ELEMENTARY SCHOOL

2014-15 DIVISION 5

Overall SEI: 56.4

AEIS Rating: Met Standard



NOTES: "Overall SEI" has an average of 50 and standard deviation of 5; the range for an "average" overall SEI is 45 to 55. Component SEIs (e.g. Grade 5 STAAR READING or PSAT WRITING) each have an average of 50 and standard deviation of 10; the range for an "average" component SEI is 40 to 60. Component SEIs are computed only if at least eight tests are included.

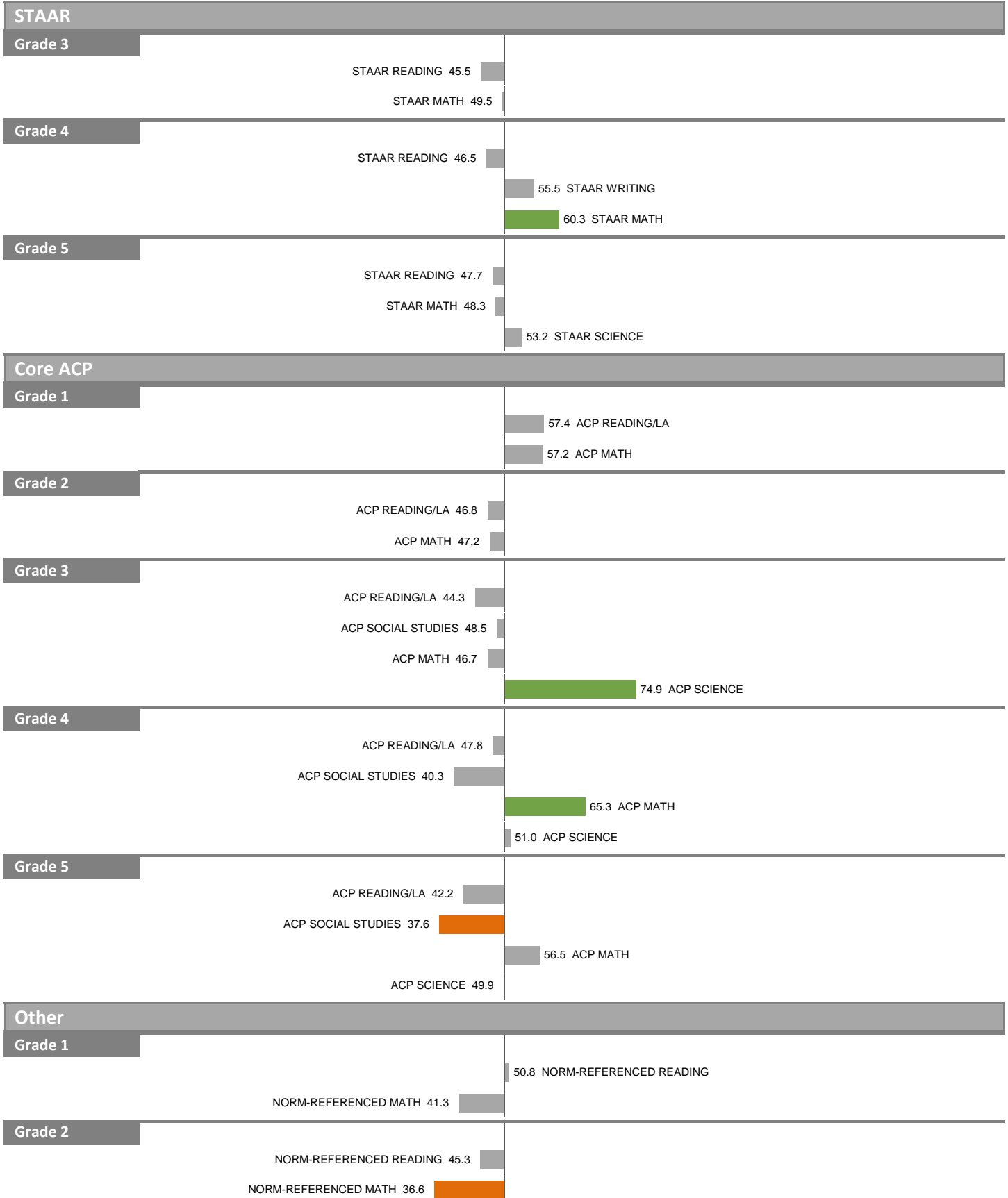
2013-14 School Effectiveness Index (SEI) Detail

154-LARRY G. SMITH ELEMENTARY SCHOOL

Overall SEI: 49.1

2014-15 DIVISION 5

AEIS Rating: Met Standard



NOTES: "Overall SEI" has an average of 50 and standard deviation of 5; the range for an "average" overall SEI is 45 to 55. Component SEIs (e.g. Grade 5 STAAR READING or PSAT WRITING) each have an average of 50 and standard deviation of 10; the range for an "average" component SEI is 40 to 60. Component SEIs are computed only if at least eight tests are included.

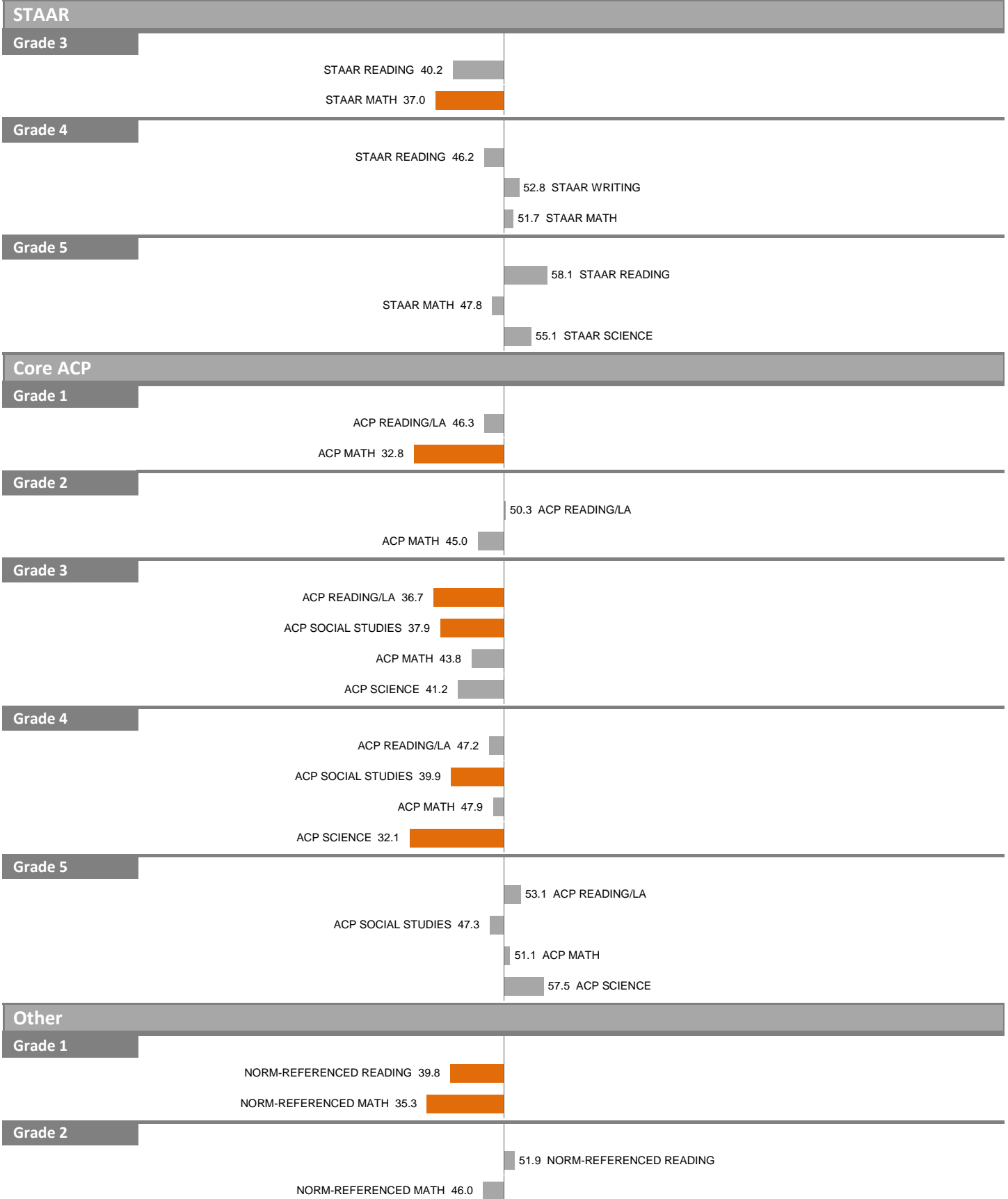
2013-14 School Effectiveness Index (SEI) Detail

157-JAMES S. HOGG ELEMENTARY SCHOOL

2014-15 DIVISION 5

Overall SEI: 46.7

AEIS Rating: Met Standard



NOTES: "Overall SEI" has an average of 50 and standard deviation of 5; the range for an "average" overall SEI is 45 to 55. Component SEIs (e.g. Grade 5 STAAR READING or PSAT WRITING) each have an average of 50 and standard deviation of 10; the range for an "average" component SEI is 40 to 60. Component SEIs are computed only if at least eight tests are included.

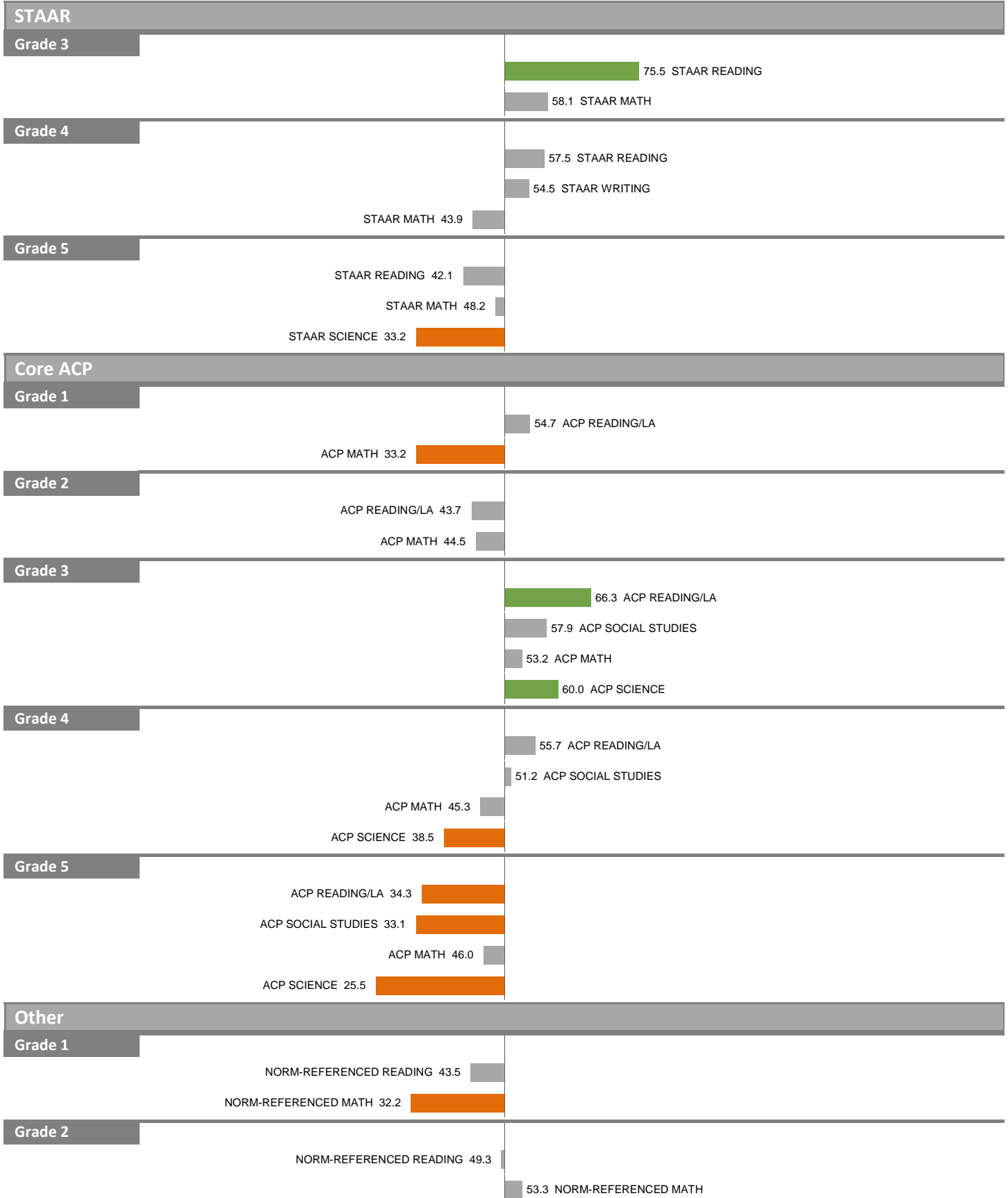
2013-14 School Effectiveness Index (SEI) Detail

166-EDWIN J. KIEST ELEMENTARY SCHOOL

2014-15 DIVISION 5

Overall SEI: 48.7

AEIS Rating: Met Standard



NOTES: "Overall SEI" has an average of 50 and standard deviation of 5; the range for an "average" overall SEI is 45 to 55. Component SEIs (e.g. Grade 5 STAAR READING or PSAT WRITING) each have an average of 50 and standard deviation of 10; the range for an "average" component SEI is 40 to 60. Component SEIs are computed only if at least eight tests are included.

2013-14 School Effectiveness Index (SEI) Detail

167-KLEBERG ELEMENTARY SCHOOL

2014-15 DIVISION 5

Overall SEI: 51.7

AEIS Rating: Met Standard



NOTES: "Overall SEI" has an average of 50 and standard deviation of 5; the range for an "average" overall SEI is 45 to 55. Component SEIs (e.g. Grade 5 STAAR READING or PSAT WRITING) each have an average of 50 and standard deviation of 10; the range for an "average" component SEI is 40 to 60. Component SEIs are computed only if at least eight tests are included.


2013-14 School Effectiveness Index (SEI) Detail

170-RICHARD LAGOW ELEMENTARY SCHOOL

Overall SEI: 53.4

2014-15 DIVISION 5

AEIS Rating: Met Standard



NOTES: "Overall SEI" has an average of 50 and standard deviation of 5; the range for an "average" overall SEI is 45 to 55. Component SEIs (e.g. Grade 5 STAAR READING or PSAT WRITING) each have an average of 50 and standard deviation of 10; the range for an "average" component SEI is 40 to 60. Component SEIs are computed only if at least eight tests are included.


2013-14 School Effectiveness Index (SEI) Detail

180-B.H. MACON ELEMENTARY SCHOOL

Overall SEI: 47.8

2014-15 DIVISION 5

AEIS Rating: Met Standard



NOTES: "Overall SEI" has an average of 50 and standard deviation of 5; the range for an "average" overall SEI is 45 to 55. Component SEIs (e.g. Grade 5 STAAR READING or PSAT WRITING) each have an average of 50 and standard deviation of 10; the range for an "average" component SEI is 40 to 60. Component SEIs are computed only if at least eight tests are included.

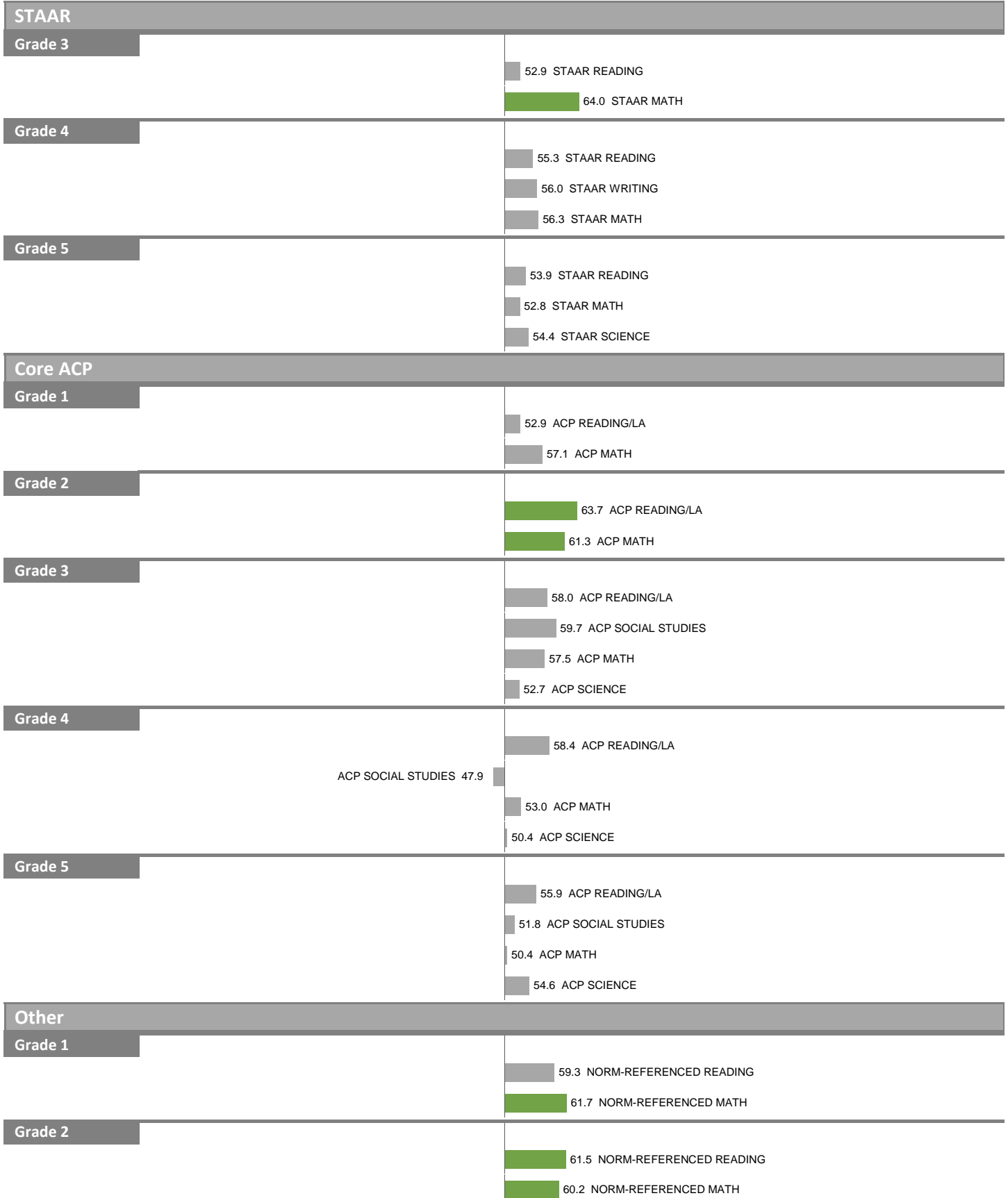
2013-14 School Effectiveness Index (SEI) Detail

187–NANCY MOSELEY ELEMENTARY SCHOOL

Overall SEI: 55.9

2014-15 DIVISION 5

AEIS Rating: Met Standard



NOTES: "Overall SEI" has an average of 50 and standard deviation of 5; the range for an "average" overall SEI is 45 to 55. Component SEIs (e.g. Grade 5 STAAR READING or PSAT WRITING) each have an average of 50 and standard deviation of 10; the range for an "average" component SEI is 40 to 60. Component SEIs are computed only if at least eight tests are included.

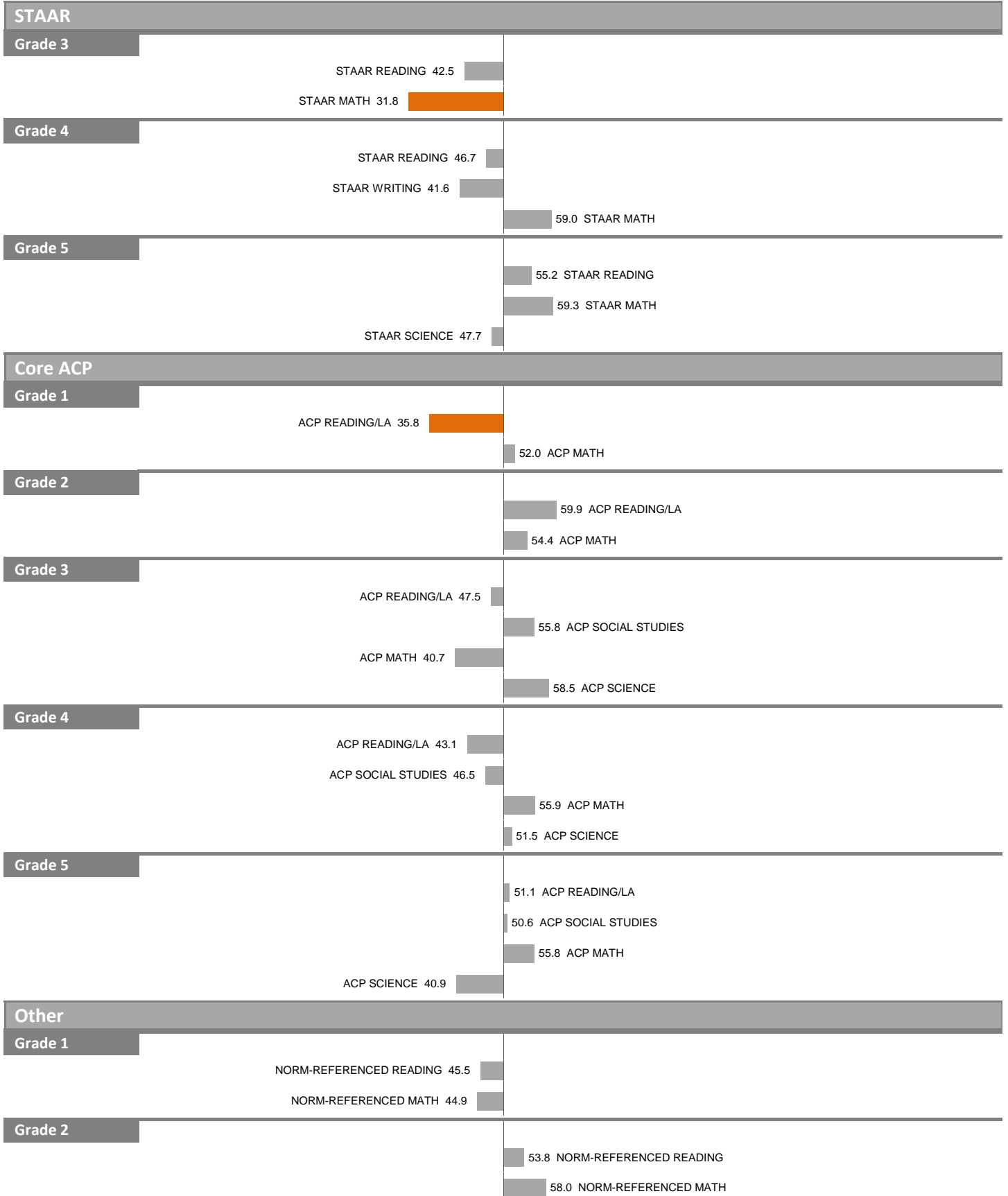
2013-14 School Effectiveness Index (SEI) Detail

192-JOHN F. PEELER ELEMENTARY SCHOOL

Overall SEI: 49.2

2014-15 DIVISION 5

AEIS Rating: Met Standard



NOTES: "Overall SEI" has an average of 50 and standard deviation of 5; the range for an "average" overall SEI is 45 to 55. Component SEIs (e.g. Grade 5 STAAR READING or PSAT WRITING) each have an average of 50 and standard deviation of 10; the range for an "average" component SEI is 40 to 60. Component SEIs are computed only if at least eight tests are included.

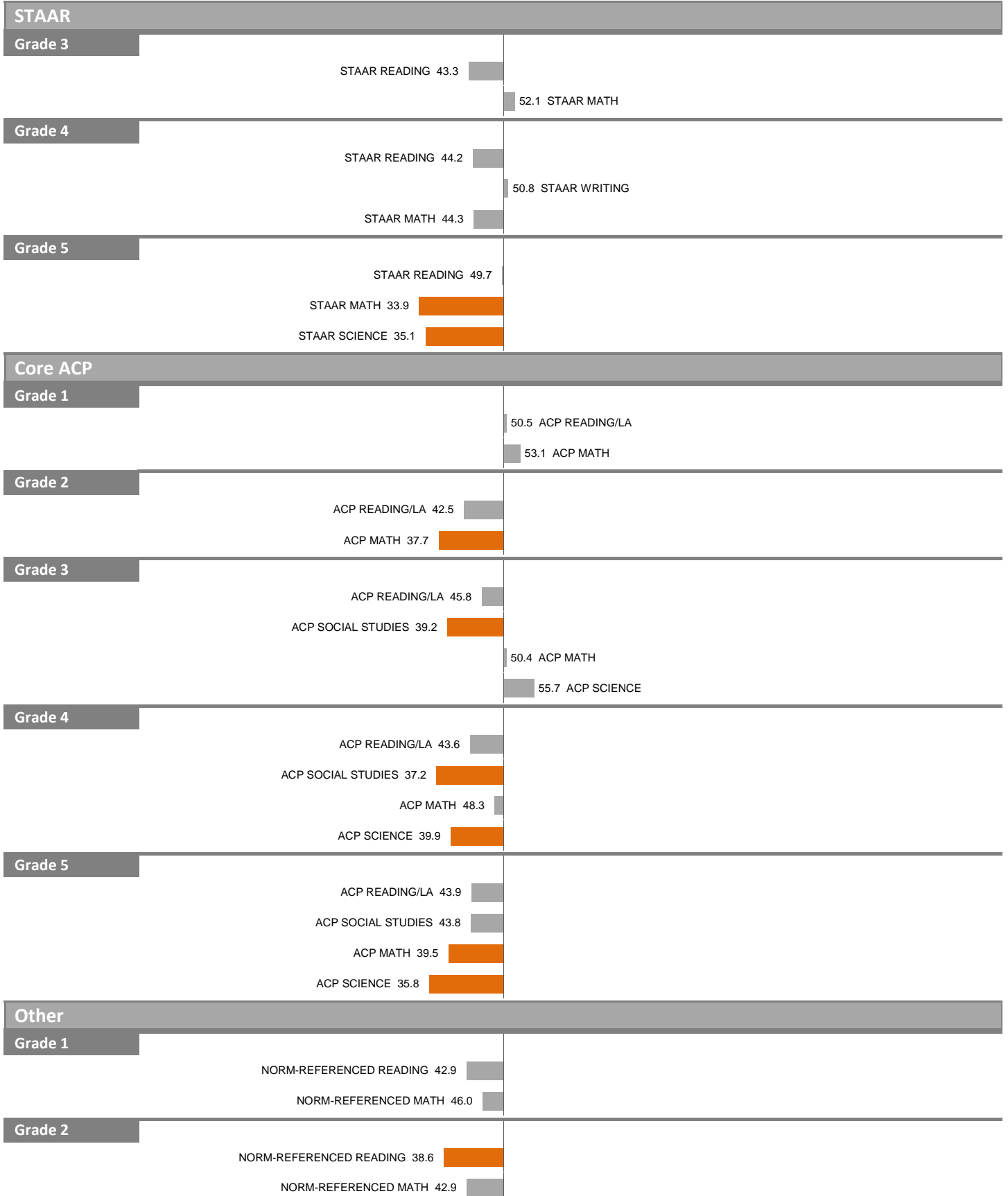
2013-14 School Effectiveness Index (SEI) Detail

197-JOHN H. REAGAN ELEMENTARY SCHOOL

Overall SEI: 44.6

2014-15 DIVISION 5

AEIS Rating: Met Standard



NOTES: "Overall SEI" has an average of 50 and standard deviation of 5; the range for an "average" overall SEI is 45 to 55. Component SEIs (e.g. Grade 5 STAAR READING or PSAT WRITING) each have an average of 50 and standard deviation of 10; the range for an "average" component SEI is 40 to 60. Component SEIs are computed only if at least eight tests are included.


2013-14 School Effectiveness Index (SEI) Detail

198—MARTHA TURNER REILLY ELEMENTARY SCHOOL

2014-15 DIVISION 5

Overall SEI: 56.2

AEIS Rating: Met Standard



NOTES: "Overall SEI" has an average of 50 and standard deviation of 5; the range for an "average" overall SEI is 45 to 55. Component SEIs (e.g. Grade 5 STAAR READING or PSAT WRITING) each have an average of 50 and standard deviation of 10; the range for an "average" component SEI is 40 to 60. Component SEIs are computed only if at least eight tests are included.

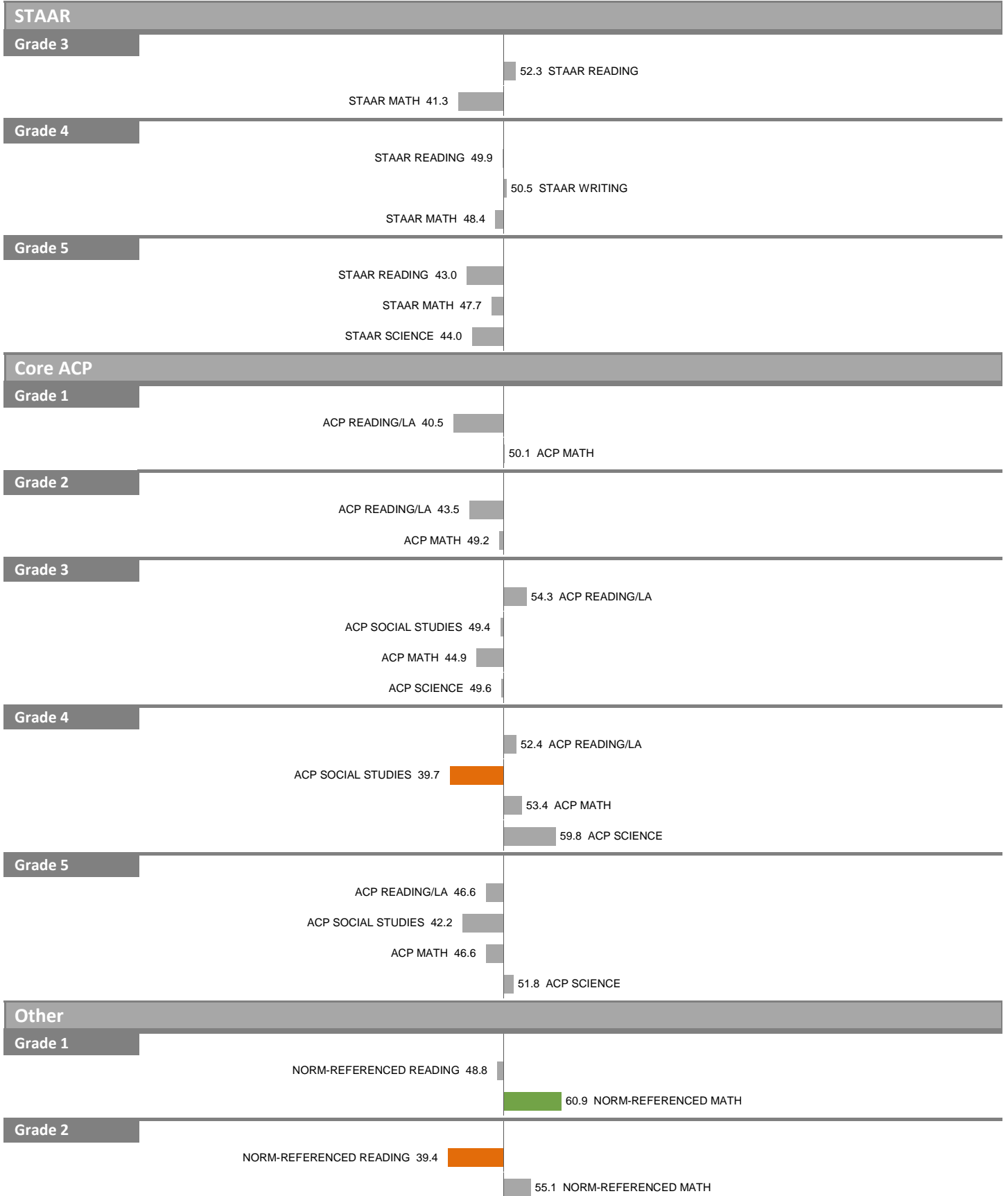
2013-14 School Effectiveness Index (SEI) Detail

199-REINHARDT ELEMENTARY SCHOOL

2014-15 DIVISION 5

Overall SEI: 48.6

AEIS Rating: Met Standard



NOTES: "Overall SEI" has an average of 50 and standard deviation of 5; the range for an "average" overall SEI is 45 to 55. Component SEIs (e.g. Grade 5 STAAR READING or PSAT WRITING) each have an average of 50 and standard deviation of 10; the range for an "average" component SEI is 40 to 60. Component SEIs are computed only if at least eight tests are included.

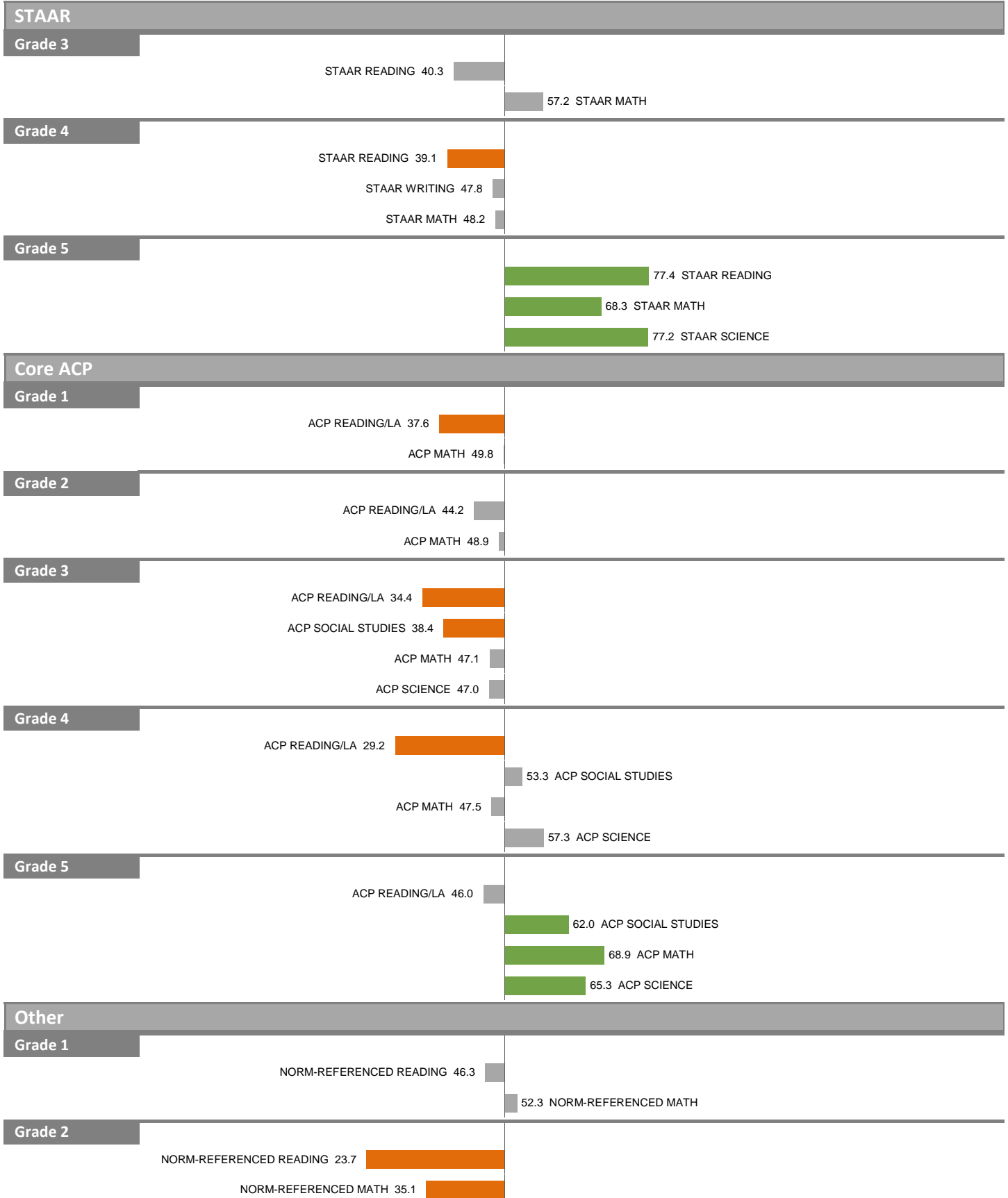
2013-14 School Effectiveness Index (SEI) Detail

200-JOSEPH J. RHOADS LEARNING CENTER

2014-15 DIVISION 5

Overall SEI: 50.3

AEIS Rating: Met Standard



NOTES: "Overall SEI" has an average of 50 and standard deviation of 5; the range for an "average" overall SEI is 45 to 55. Component SEIs (e.g. Grade 5 STAAR READING or PSAT WRITING) each have an average of 50 and standard deviation of 10; the range for an "average" component SEI is 40 to 60. Component SEIs are computed only if at least eight tests are included.

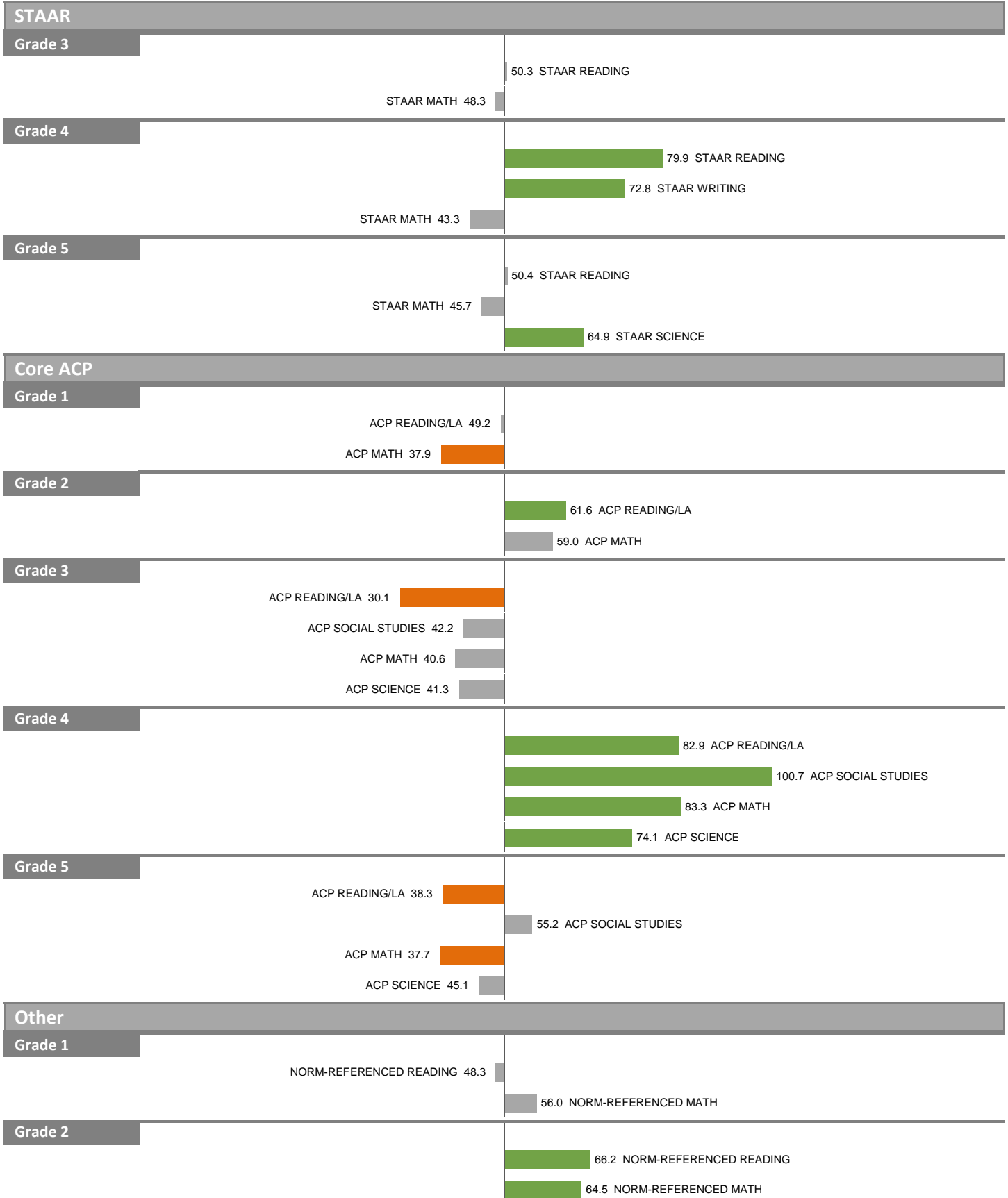
2013-14 School Effectiveness Index (SEI) Detail

201-CHARLES RICE LEARNING CENTER

2014-15 DIVISION 5

Overall SEI: 55.9

AEIS Rating: Met Standard



NOTES: "Overall SEI" has an average of 50 and standard deviation of 5; the range for an "average" overall SEI is 45 to 55. Component SEIs (e.g. Grade 5 STAAR READING or PSAT WRITING) each have an average of 50 and standard deviation of 10; the range for an "average" component SEI is 40 to 60. Component SEIs are computed only if at least eight tests are included.


2013-14 School Effectiveness Index (SEI) Detail

206—ALEX SANGER ELEMENTARY SCHOOL

2014-15 DIVISION 5

Overall SEI: 52.2

AEIS Rating: Met Standard



NOTES: "Overall SEI" has an average of 50 and standard deviation of 5; the range for an "average" overall SEI is 45 to 55. Component SEIs (e.g. Grade 5 STAAR READING or PSAT WRITING) each have an average of 50 and standard deviation of 10; the range for an "average" component SEI is 40 to 60. Component SEIs are computed only if at least eight tests are included.


2013-14 School Effectiveness Index (SEI) Detail

208-SEAGOVILLE ELEMENTARY SCHOOL

Overall SEI: 52.0

2014-15 DIVISION 5

AEIS Rating: Met Standard



NOTES: "Overall SEI" has an average of 50 and standard deviation of 5; the range for an "average" overall SEI is 45 to 55. Component SEIs (e.g. Grade 5 STAAR READING or PSAT WRITING) each have an average of 50 and standard deviation of 10; the range for an "average" component SEI is 40 to 60. Component SEIs are computed only if at least eight tests are included.

2013-14 School Effectiveness Index (SEI) Detail

234—HENRY B. GONZALEZ ELEMENTARY SCHOOL

2014-15 DIVISION 5

Overall SEI: 49.5

AEIS Rating: Met Standard



NOTES: "Overall SEI" has an average of 50 and standard deviation of 5; the range for an "average" overall SEI is 45 to 55. Component SEIs (e.g. Grade 5 STAAR READING or PSAT WRITING) each have an average of 50 and standard deviation of 10; the range for an "average" component SEI is 40 to 60. Component SEIs are computed only if at least eight tests are included.


2013-14 School Effectiveness Index (SEI) Detail

244-SEAGOVILLE NORTH ELEMENTARY SCHOOL

2014-15 DIVISION 5

Overall SEI: 45.8

AEIS Rating: Met Standard



NOTES: "Overall SEI" has an average of 50 and standard deviation of 5; the range for an "average" overall SEI is 45 to 55. Component SEIs (e.g. Grade 5 STAAR READING or PSAT WRITING) each have an average of 50 and standard deviation of 10; the range for an "average" component SEI is 40 to 60. Component SEIs are computed only if at least eight tests are included.


2013-14 School Effectiveness Index (SEI) Detail

266—FREDERICK DOUGLASS ELEMENTARY SCHOOL

Overall SEI: 45.8

2014-15 DIVISION 5

AEIS Rating: Improvement Required



NOTES: "Overall SEI" has an average of 50 and standard deviation of 5; the range for an "average" overall SEI is 45 to 55. Component SEIs (e.g. Grade 5 STAAR READING or PSAT WRITING) each have an average of 50 and standard deviation of 10; the range for an "average" component SEI is 40 to 60. Component SEIs are computed only if at least eight tests are included.


2013-14 School Effectiveness Index (SEI) Detail

276—GILBERT CUELLAR, SR. ELEMENTARY SCHOOL

2014-15 DIVISION 5

Overall SEI: 46.3

AEIS Rating: Met Standard



NOTES: "Overall SEI" has an average of 50 and standard deviation of 5; the range for an "average" overall SEI is 45 to 55. Component SEIs (e.g. Grade 5 STAAR READING or PSAT WRITING) each have an average of 50 and standard deviation of 10; the range for an "average" component SEI is 40 to 60. Component SEIs are computed only if at least eight tests are included.


2013-14 School Effectiveness Index (SEI) Detail

289—FELIX G. BOTELLO ELEMENTARY SCHOOL

2014-15 DIVISION 5

Overall SEI: 51.2

AEIS Rating: Met Standard



NOTES: "Overall SEI" has an average of 50 and standard deviation of 5; the range for an "average" overall SEI is 45 to 55. Component SEIs (e.g. Grade 5 STAAR READING or PSAT WRITING) each have an average of 50 and standard deviation of 10; the range for an "average" component SEI is 40 to 60. Component SEIs are computed only if at least eight tests are included.


2013-14 School Effectiveness Index (SEI) Detail

301-WILMER-HUTCHINS ELEMENTARY SCHOOL

Overall SEI: 43.0

2014-15 DIVISION 5

AEIS Rating: Improvement Required



NOTES: "Overall SEI" has an average of 50 and standard deviation of 5; the range for an "average" overall SEI is 45 to 55. Component SEIs (e.g. Grade 5 STAAR READING or PSAT WRITING) each have an average of 50 and standard deviation of 10; the range for an "average" component SEI is 40 to 60. Component SEIs are computed only if at least eight tests are included.


2013-14 School Effectiveness Index (SEI) Detail

305-EBBY HALLIDAY ELEMENTARY SCHOOL

Overall SEI: 42.9

2014-15 DIVISION 5

AEIS Rating: Improvement Required



NOTES: "Overall SEI" has an average of 50 and standard deviation of 5; the range for an "average" overall SEI is 45 to 55. Component SEIs (e.g. Grade 5 STAAR READING or PSAT WRITING) each have an average of 50 and standard deviation of 10; the range for an "average" component SEI is 40 to 60. Component SEIs are computed only if at least eight tests are included.


2013-14 School Effectiveness Index (SEI) Detail

352-BALCH SPRINGS MIDDLE SCHOOL

2014-15 DIVISION 5

Overall SEI: 54.3

AEIS Rating: Met Standard



NOTES: "Overall SEI" has an average of 50 and standard deviation of 5; the range for an "average" overall SEI is 45 to 55. Component SEIs (e.g. Grade 5 STAAR READING or PSAT WRITING) each have an average of 50 and standard deviation of 10; the range for an "average" component SEI is 40 to 60. Component SEIs are computed only if at least eight tests are included.


2013-14 School Effectiveness Index (SEI) Detail

354-KENNEDY-CURRY MIDDLE SCHOOL

2014-15 DIVISION 5

Overall SEI: 51.6

AEIS Rating: Met Standard



NOTES: "Overall SEI" has an average of 50 and standard deviation of 5; the range for an "average" overall SEI is 45 to 55. Component SEIs (e.g. Grade 5 STAAR READING or PSAT WRITING) each have an average of 50 and standard deviation of 10; the range for an "average" component SEI is 40 to 60. Component SEIs are computed only if at least eight tests are included.

2013-14 School Effectiveness Index (SEI) Detail

380-WILMER-HUTCHINS HIGH SCHOOL

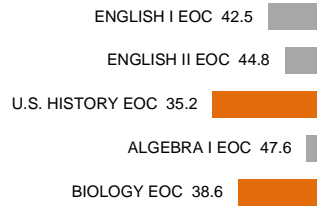
Overall SEI: 49.4

2014-15 DIVISION 5

AEIS Rating: Improvement Required

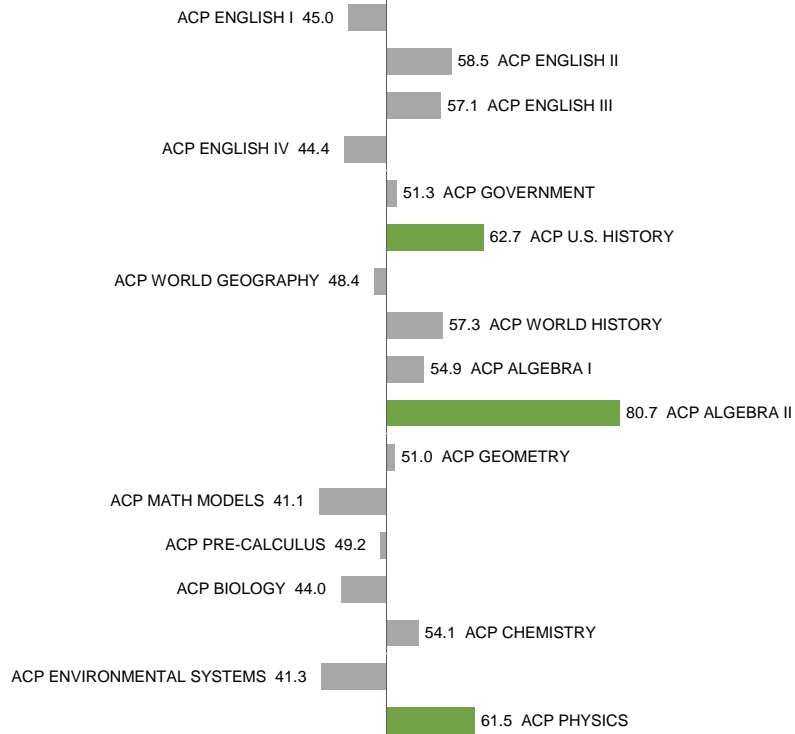
STAAR

Schoolwide



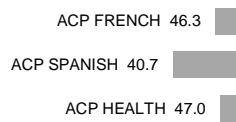
Core ACP

Schoolwide



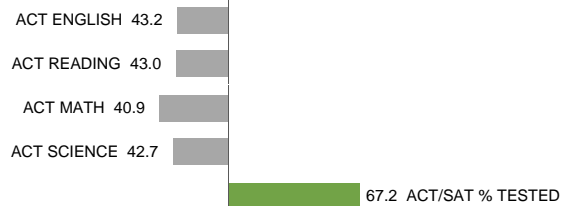
Other ACP

Schoolwide



Other

Grade 12



NOTES: "Overall SEI" has an average of 50 and standard deviation of 5; the range for an "average" overall SEI is 45 to 55. Component SEIs (e.g. Grade 5 STAAR READING or PSAT WRITING) each have an average of 50 and standard deviation of 10; the range for an "average" component SEI is 40 to 60. Component SEIs are computed only if at least eight tests are included.

2013-14 School Effectiveness Index (SEI) Detail

380-WILMER-HUTCHINS HIGH SCHOOL

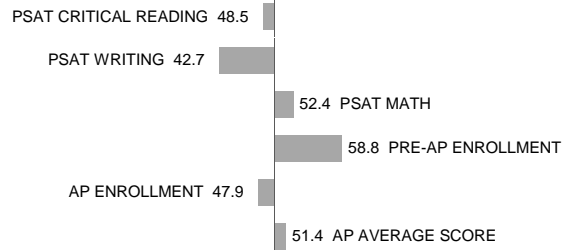
Overall SEI: 49.4

2014-15 DIVISION 5

AEIS Rating: Improvement Required

Other

Schoolwide



NOTES: "Overall SEI" has an average of 50 and standard deviation of 5; the range for an "average" overall SEI is 45 to 55. Component SEIs (e.g. Grade 5 STAAR READING or PSAT WRITING) each have an average of 50 and standard deviation of 10; the range for an "average" component SEI is 40 to 60. Component SEIs are computed only if at least eight tests are included.