

# 2013-14 School Effectiveness Index (SEI) Detail

16--SOUTH OAK CLIFF HIGH SCHOOL

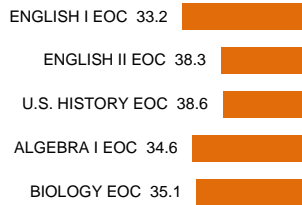
Overall SEI: 38.6

2014-15 DIVISION 4

AEIS Rating: Improvement Required

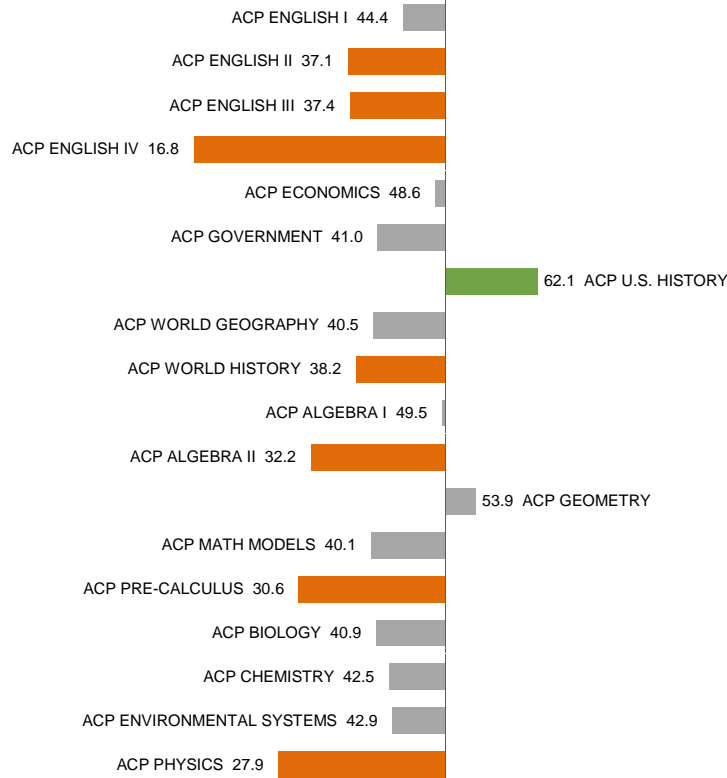
## STAAR

### Schoolwide



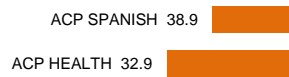
## Core ACP

### Schoolwide



## Other ACP

### Schoolwide



NOTES: "Overall SEI" has an average of 50 and standard deviation of 5; the range for an "average" overall SEI is 45 to 55. Component SEIs (e.g. Grade 5 STAAR READING or PSAT WRITING) each have an average of 50 and standard deviation of 10; the range for an "average" component SEI is 40 to 60. Component SEIs are computed only if at least eight tests are included.

# 2013-14 School Effectiveness Index (SEI) Detail

16--SOUTH OAK CLIFF HIGH SCHOOL


Overall SEI: 38.6

2014-15 DIVISION 4

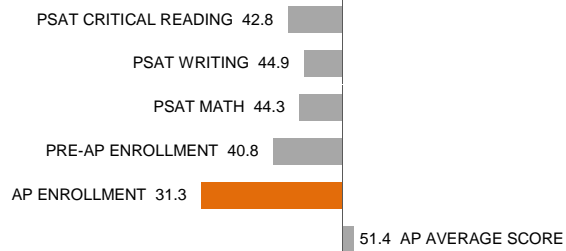
AEIS Rating: Improvement Required

## Other

### Grade 12



### Schoolwide



NOTES: "Overall SEI" has an average of 50 and standard deviation of 5; the range for an "average" overall SEI is 45 to 55. Component SEIs (e.g. Grade 5 STAAR READING or PSAT WRITING) each have an average of 50 and standard deviation of 10; the range for an "average" component SEI is 40 to 60. Component SEIs are computed only if at least eight tests are included.

# 2013-14 School Effectiveness Index (SEI) Detail

22-WOODROW WILSON HIGH SCHOOL

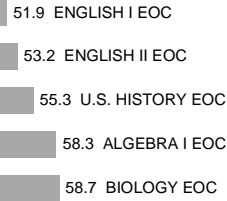
2014-15 DIVISION 4

Overall SEI: 55.7

AEIS Rating: Met Standard

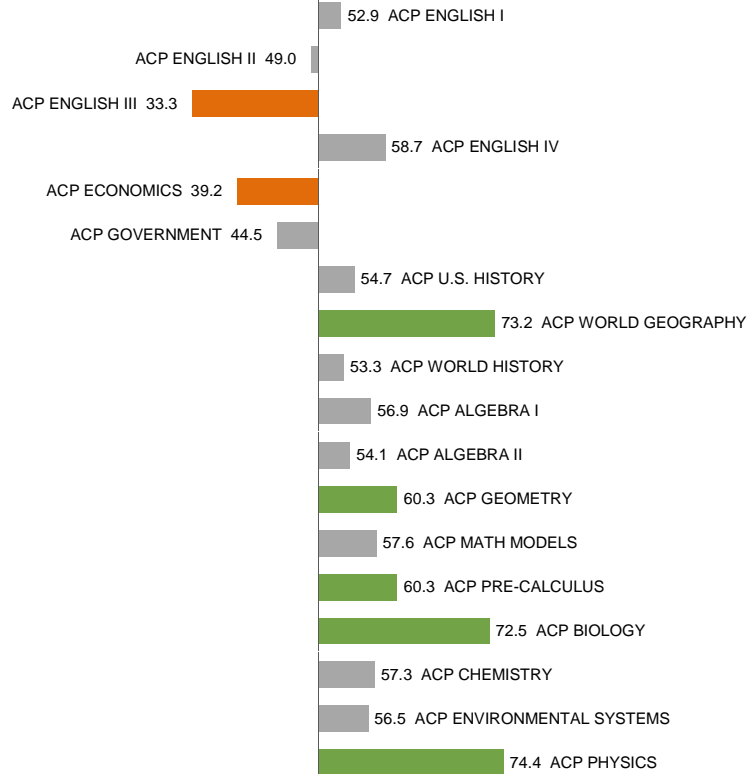
## STAAR

Schoolwide



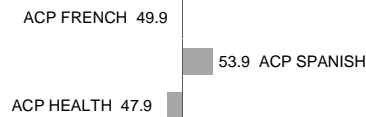
## Core ACP

Schoolwide



## Other ACP

Schoolwide



NOTES: "Overall SEI" has an average of 50 and standard deviation of 5; the range for an "average" overall SEI is 45 to 55. Component SEIs (e.g. Grade 5 STAAR READING or PSAT WRITING) each have an average of 50 and standard deviation of 10; the range for an "average" component SEI is 40 to 60. Component SEIs are computed only if at least eight tests are included.

## 2013-14 School Effectiveness Index (SEI) Detail

22–WOODROW WILSON HIGH SCHOOL

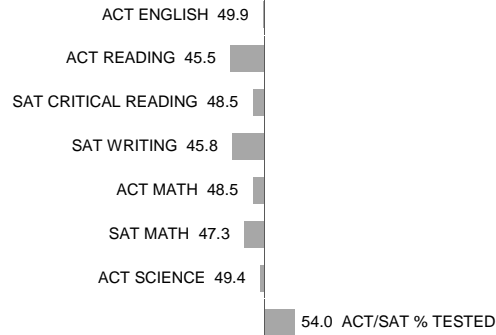
2014-15 DIVISION 4

Overall SEI: 55.7


AEIS Rating: Met Standard

### Other

#### Grade 12



### Schoolwide



NOTES: "Overall SEI" has an average of 50 and standard deviation of 5; the range for an "average" overall SEI is 45 to 55. Component SEIs (e.g. Grade 5 STAAR READING or PSAT WRITING) each have an average of 50 and standard deviation of 10; the range for an "average" component SEI is 40 to 60. Component SEIs are computed only if at least eight tests are included.

# 2013-14 School Effectiveness Index (SEI) Detail

25--SKYLINE HIGH SCHOOL

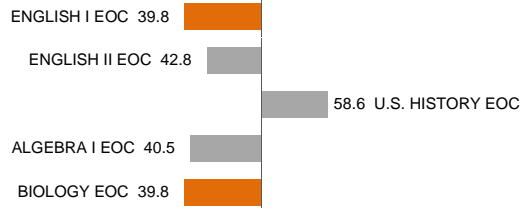
2014-15 DIVISION 4

Overall SEI: 46.5

AEIS Rating: Met Standard

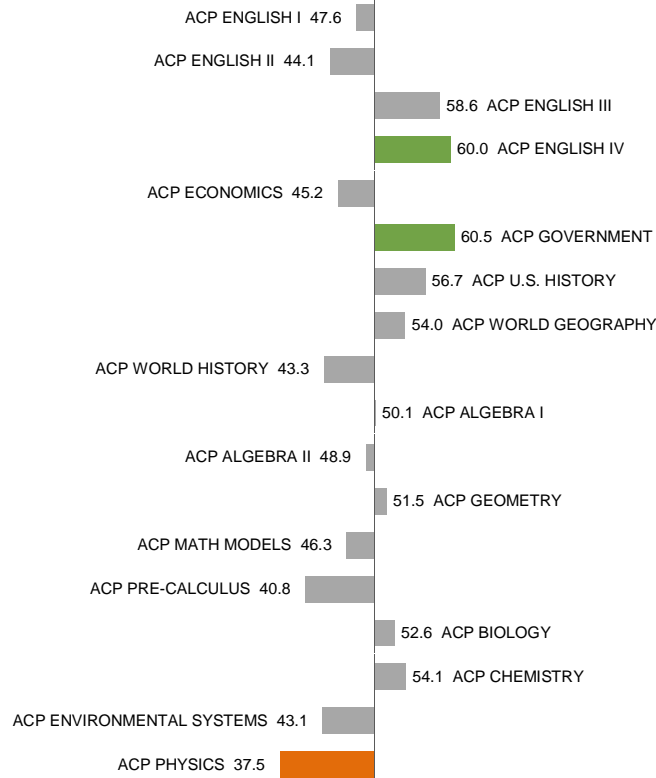
## STAAR

### Schoolwide



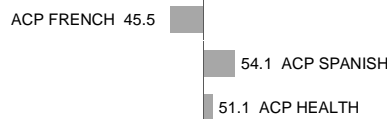
## Core ACP

### Schoolwide



## Other ACP

### Schoolwide



NOTES: "Overall SEI" has an average of 50 and standard deviation of 5; the range for an "average" overall SEI is 45 to 55. Component SEIs (e.g. Grade 5 STAAR READING or PSAT WRITING) each have an average of 50 and standard deviation of 10; the range for an "average" component SEI is 40 to 60. Component SEIs are computed only if at least eight tests are included.

## 2013-14 School Effectiveness Index (SEI) Detail

25--SKYLINE HIGH SCHOOL

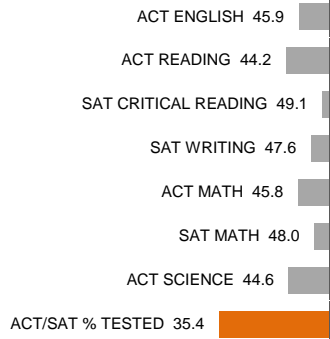
2014-15 DIVISION 4

**Overall SEI: 46.5**

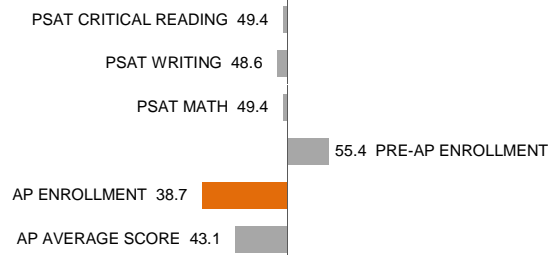
AEIS Rating: Met Standard

### Other

#### Grade 12



#### Schoolwide



NOTES: "Overall SEI" has an average of 50 and standard deviation of 5; the range for an "average" overall SEI is 45 to 55. Component SEIs (e.g. Grade 5 STAAR READING or PSAT WRITING) each have an average of 50 and standard deviation of 10; the range for an "average" component SEI is 40 to 60. Component SEIs are computed only if at least eight tests are included.

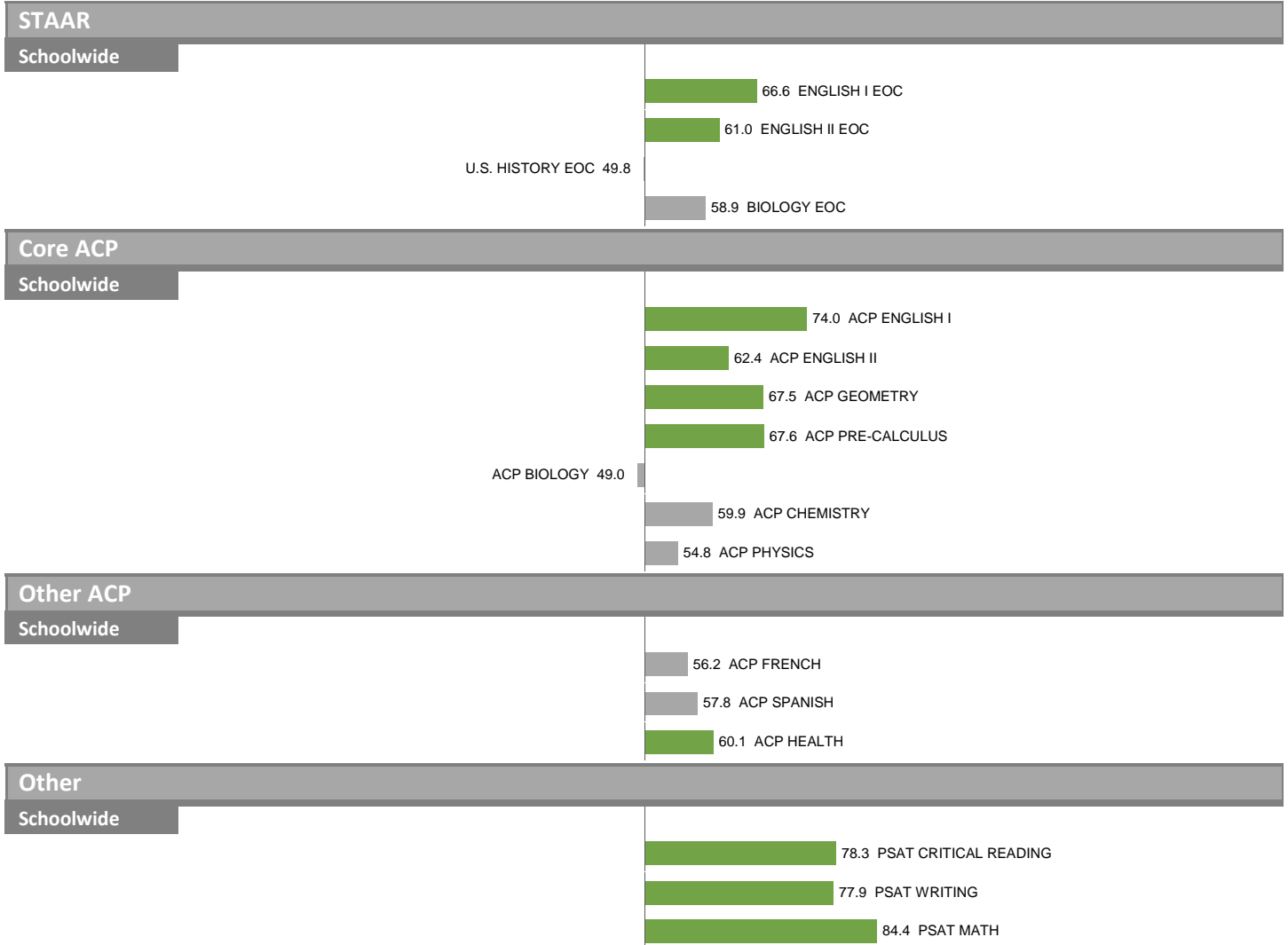
## 2013-14 School Effectiveness Index (SEI) Detail

26--SCHOOL OF SCIENCE & ENGINEERING AT TOWNVIEW

Overall SEI: 62.3

2014-15 DIVISION 4 (NO FP)

AEIS Rating: Met Standard



NOTES: "Overall SEI" has an average of 50 and standard deviation of 5; the range for an "average" overall SEI is 45 to 55. Component SEIs (e.g. Grade 5 STAAR READING or PSAT WRITING) each have an average of 50 and standard deviation of 10; the range for an "average" component SEI is 40 to 60. Component SEIs are computed only if at least eight tests are included.

# 2013-14 School Effectiveness Index (SEI) Detail

32-JAMES MADISON HIGH SCHOOL

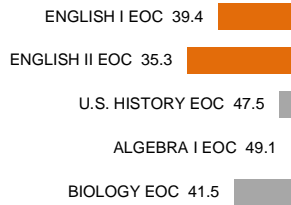
Overall SEI: 47.0

2014-15 DIVISION 4

AEIS Rating: Met Standard

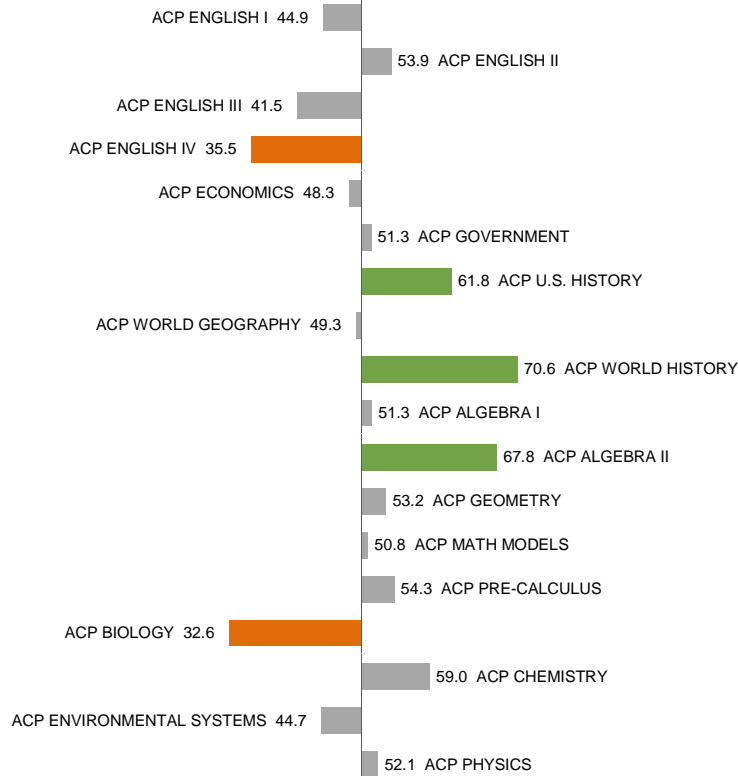
## STAAR

### Schoolwide



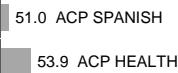
## Core ACP

### Schoolwide



## Other ACP

### Schoolwide



NOTES: "Overall SEI" has an average of 50 and standard deviation of 5; the range for an "average" overall SEI is 45 to 55. Component SEIs (e.g. Grade 5 STAAR READING or PSAT WRITING) each have an average of 50 and standard deviation of 10; the range for an "average" component SEI is 40 to 60. Component SEIs are computed only if at least eight tests are included.



## 2013-14 School Effectiveness Index (SEI) Detail

32-JAMES MADISON HIGH SCHOOL


Overall SEI: 47.0

2014-15 DIVISION 4

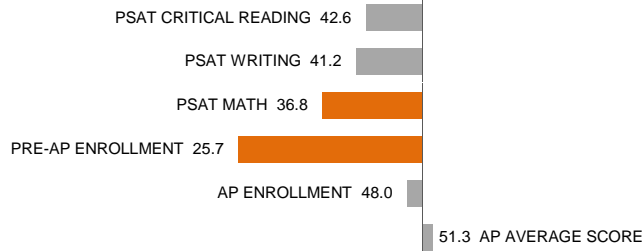
AEIS Rating: Met Standard

### Other

#### Grade 12



#### Schoolwide



NOTES: "Overall SEI" has an average of 50 and standard deviation of 5; the range for an "average" overall SEI is 45 to 55. Component SEIs (e.g. Grade 5 STAAR READING or PSAT WRITING) each have an average of 50 and standard deviation of 10; the range for an "average" component SEI is 40 to 60. Component SEIs are computed only if at least eight tests are included.

# 2013-14 School Effectiveness Index (SEI) Detail

33--SCHOOL OF BUSINESS & MANAGEMENT AT TOWNVIEW

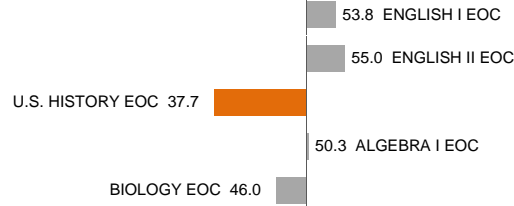
Overall SEI: 48.6

2014-15 DIVISION 4 (NO FP)

AEIS Rating: Met Standard

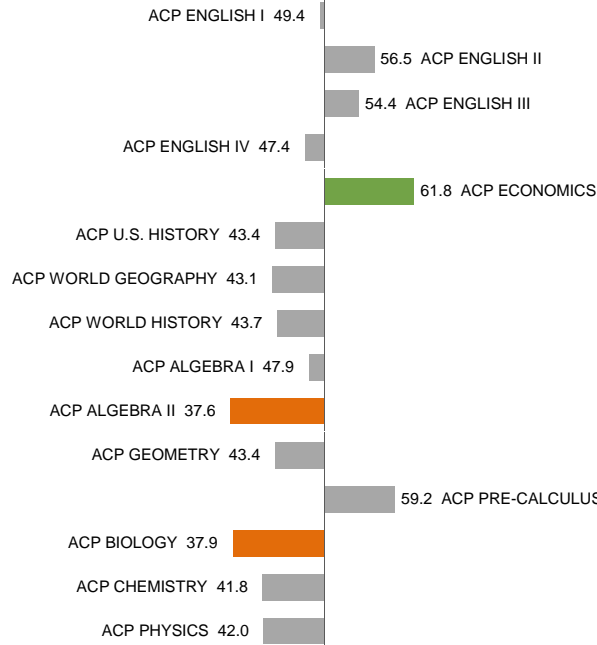
## STAAR

### Schoolwide



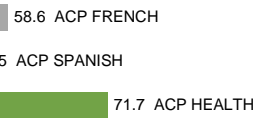
## Core ACP

### Schoolwide



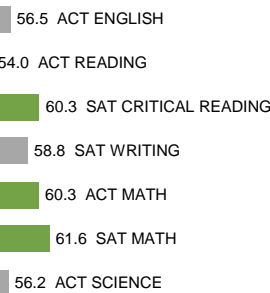
## Other ACP

### Schoolwide



## Other

### Grade 12



NOTES: "Overall SEI" has an average of 50 and standard deviation of 5; the range for an "average" overall SEI is 45 to 55. Component SEIs (e.g. Grade 5 STAAR READING or PSAT WRITING) each have an average of 50 and standard deviation of 10; the range for an "average" component SEI is 40 to 60. Component SEIs are computed only if at least eight tests are included.

# 2013-14 School Effectiveness Index (SEI) Detail

33--SCHOOL OF BUSINESS & MANAGEMENT AT TOWNVIEW

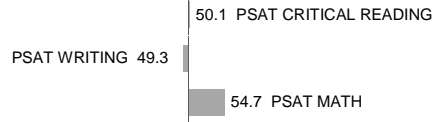
Overall SEI: 48.6

2014-15 DIVISION 4 (NO FP)

AEIS Rating: Met Standard

## Other

### Schoolwide



NOTES: "Overall SEI" has an average of 50 and standard deviation of 5; the range for an "average" overall SEI is 45 to 55. Component SEIs (e.g. Grade 5 STAAR READING or PSAT WRITING) each have an average of 50 and standard deviation of 10; the range for an "average" component SEI is 40 to 60. Component SEIs are computed only if at least eight tests are included.

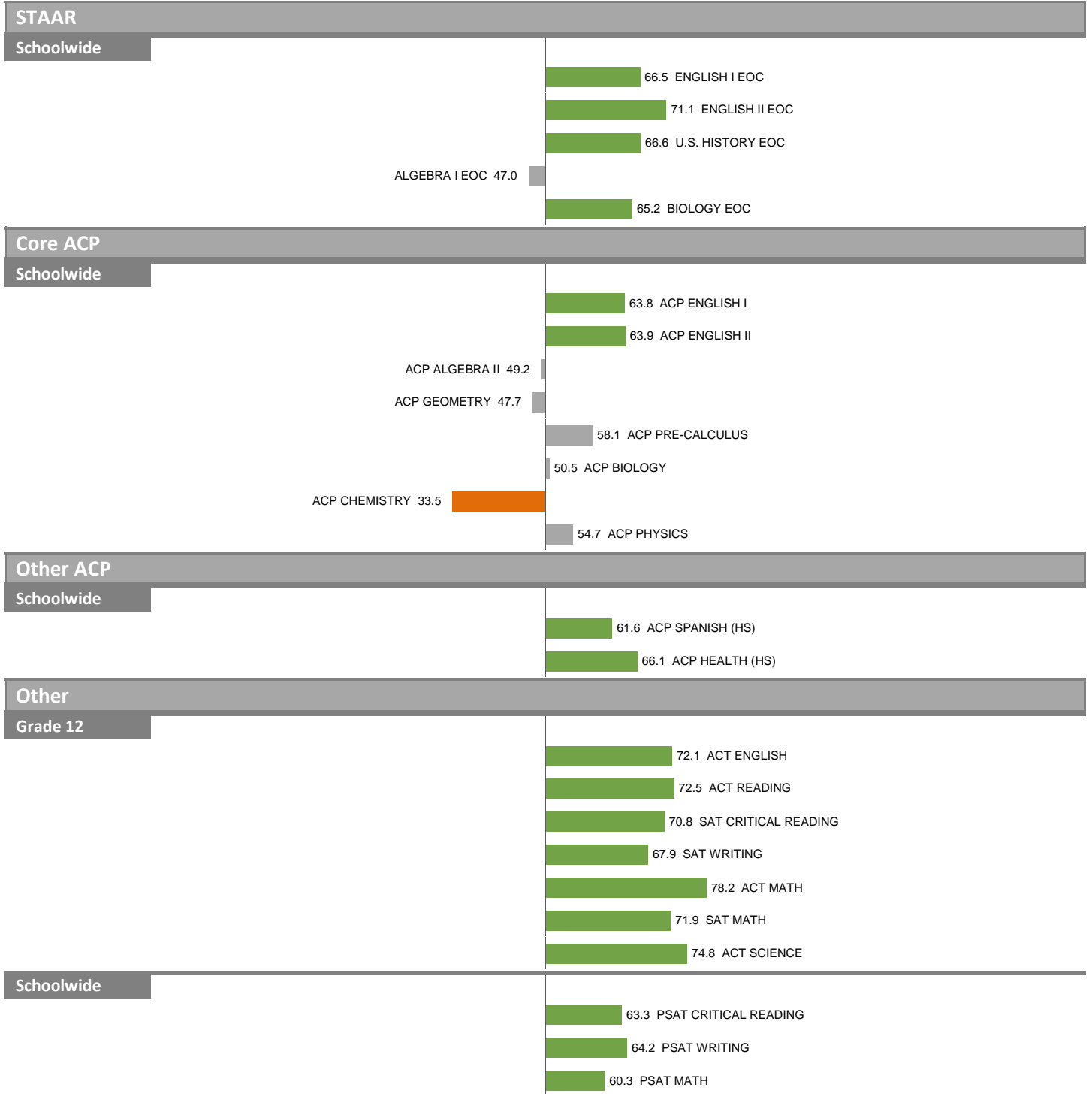
# 2013-14 School Effectiveness Index (SEI) Detail

35-IRMA L. RANGEL YOUNG WOMENS LEADERSHIP SCHOOL (H)

Overall SEI: 59.8

2014-15 DIVISION 4 (NO FP)

AEIS Rating: Met Standard



NOTES: "Overall SEI" has an average of 50 and standard deviation of 5; the range for an "average" overall SEI is 45 to 55. Component SEIs (e.g. Grade 5 STAAR READING or PSAT WRITING) each have an average of 50 and standard deviation of 10; the range for an "average" component SEI is 40 to 60. Component SEIs are computed only if at least eight tests are included.

## 2013-14 School Effectiveness Index (SEI) Detail

36--SCHOOL OF HEALTH PROFESSIONS AT TOWNVIEW


Overall SEI: 52.7

2014-15 DIVISION 4 (NO FP)

AEIS Rating: Met Standard

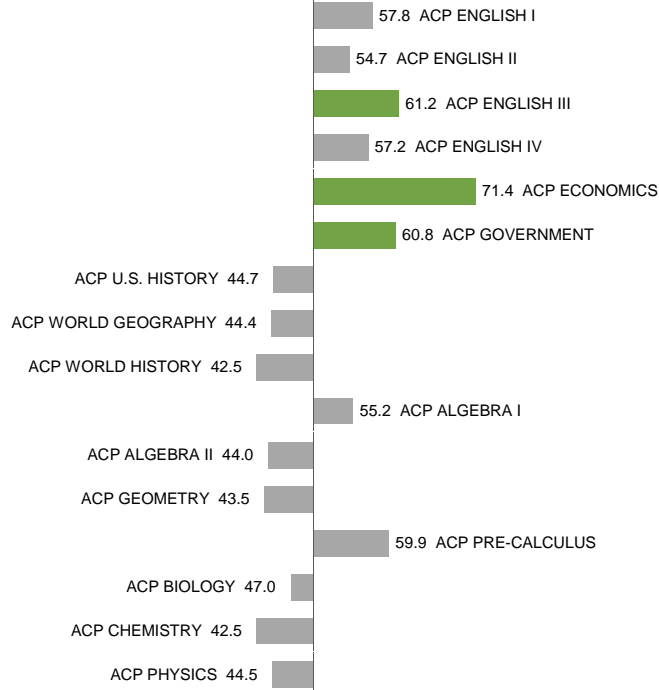
### STAAR

#### Schoolwide



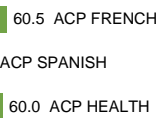
### Core ACP

#### Schoolwide



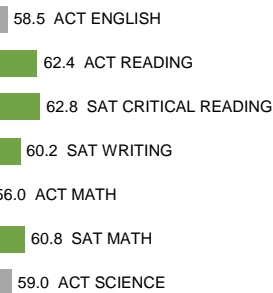
### Other ACP

#### Schoolwide



### Other

#### Grade 12



NOTES: "Overall SEI" has an average of 50 and standard deviation of 5; the range for an "average" overall SEI is 45 to 55. Component SEIs (e.g. Grade 5 STAAR READING or PSAT WRITING) each have an average of 50 and standard deviation of 10; the range for an "average" component SEI is 40 to 60. Component SEIs are computed only if at least eight tests are included.

# 2013-14 School Effectiveness Index (SEI) Detail

36--SCHOOL OF HEALTH PROFESSIONS AT TOWNVIEW

2014-15 DIVISION 4 (NO FP)

Overall SEI: 52.7

AEIS Rating: Met Standard

Other

Schoolwide

55.9 PSAT CRITICAL READING

54.0 PSAT WRITING

55.4 PSAT MATH

NOTES: "Overall SEI" has an average of 50 and standard deviation of 5; the range for an "average" overall SEI is 45 to 55. Component SEIs (e.g. Grade 5 STAAR READING or PSAT WRITING) each have an average of 50 and standard deviation of 10; the range for an "average" component SEI is 40 to 60. Component SEIs are computed only if at least eight tests are included.

# 2013-14 School Effectiveness Index (SEI) Detail

37—ROSIE M. COLLINS SORRELLS SCHOOL OF EDUCATION

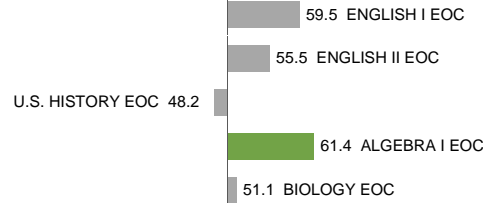
2014-15 DIVISION 4 (NO FP)

Overall SEI: 50.8

AEIS Rating: Met Standard

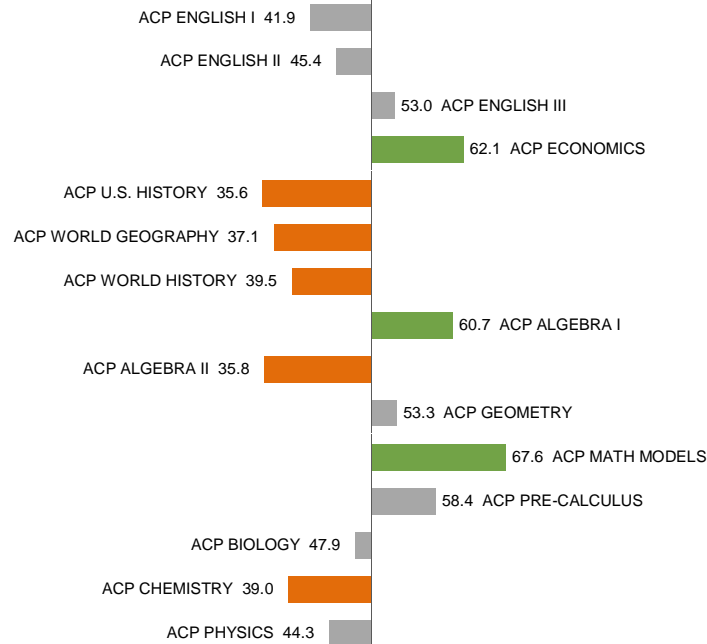
## STAAR

### Schoolwide



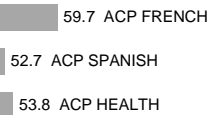
## Core ACP

### Schoolwide



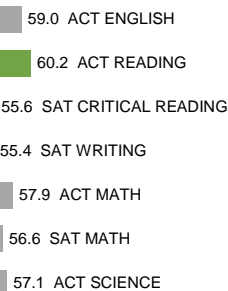
## Other ACP

### Schoolwide



## Other

### Grade 12



NOTES: "Overall SEI" has an average of 50 and standard deviation of 5; the range for an "average" overall SEI is 45 to 55. Component SEIs (e.g. Grade 5 STAAR READING or PSAT WRITING) each have an average of 50 and standard deviation of 10; the range for an "average" component SEI is 40 to 60. Component SEIs are computed only if at least eight tests are included.

# 2013-14 School Effectiveness Index (SEI) Detail

37–ROSIE M. COLLINS SORRELLS SCHOOL OF EDUCATION

Overall SEI: 50.8

2014-15 DIVISION 4 (NO FP)

AEIS Rating: Met Standard

Other

Schoolwide

51.1 PSAT CRITICAL READING

50.4 PSAT WRITING

54.4 PSAT MATH

NOTES: "Overall SEI" has an average of 50 and standard deviation of 5; the range for an "average" overall SEI is 45 to 55. Component SEIs (e.g. Grade 5 STAAR READING or PSAT WRITING) each have an average of 50 and standard deviation of 10; the range for an "average" component SEI is 40 to 60. Component SEIs are computed only if at least eight tests are included.



# 2013-14 School Effectiveness Index (SEI) Detail

38—JUDGE SANDERS MAGNET CENTER FOR PUBLIC SERVICE

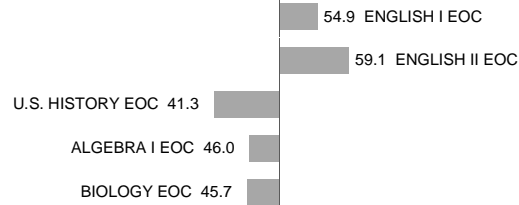
Overall SEI: 49.3

2014-15 DIVISION 4 (NO FP)

AEIS Rating: Met Standard


## STAAR

### Schoolwide



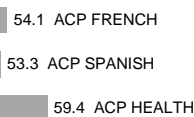
## Core ACP

### Schoolwide



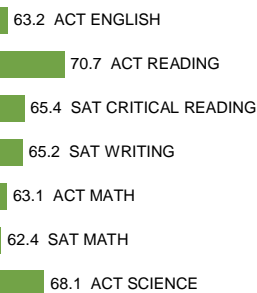
## Other ACP

### Schoolwide

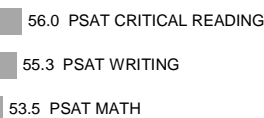


## Other

### Grade 12



### Schoolwide



NOTES: "Overall SEI" has an average of 50 and standard deviation of 5; the range for an "average" overall SEI is 45 to 55. Component SEIs (e.g. Grade 5 STAAR READING or PSAT WRITING) each have an average of 50 and standard deviation of 10; the range for an "average" component SEI is 40 to 60. Component SEIs are computed only if at least eight tests are included.

## 2013-14 School Effectiveness Index (SEI) Detail

39--SCHOOL FOR THE TALENTED & GIFTED AT TOWNVIEW

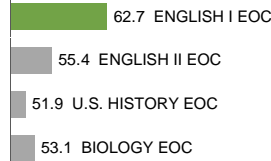
Overall SEI: 60.2

2014-15 DIVISION 4 (NO FP)

AEIS Rating: Met Standard


### STAAR

Schoolwide



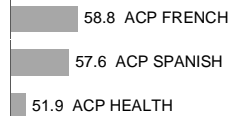
### Core ACP

Schoolwide




### Other ACP

Schoolwide

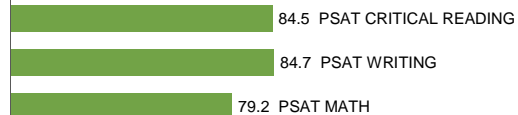


### Other

Grade 12



Schoolwide



NOTES: "Overall SEI" has an average of 50 and standard deviation of 5; the range for an "average" overall SEI is 45 to 55. Component SEIs (e.g. Grade 5 STAAR READING or PSAT WRITING) each have an average of 50 and standard deviation of 10; the range for an "average" component SEI is 40 to 60. Component SEIs are computed only if at least eight tests are included.

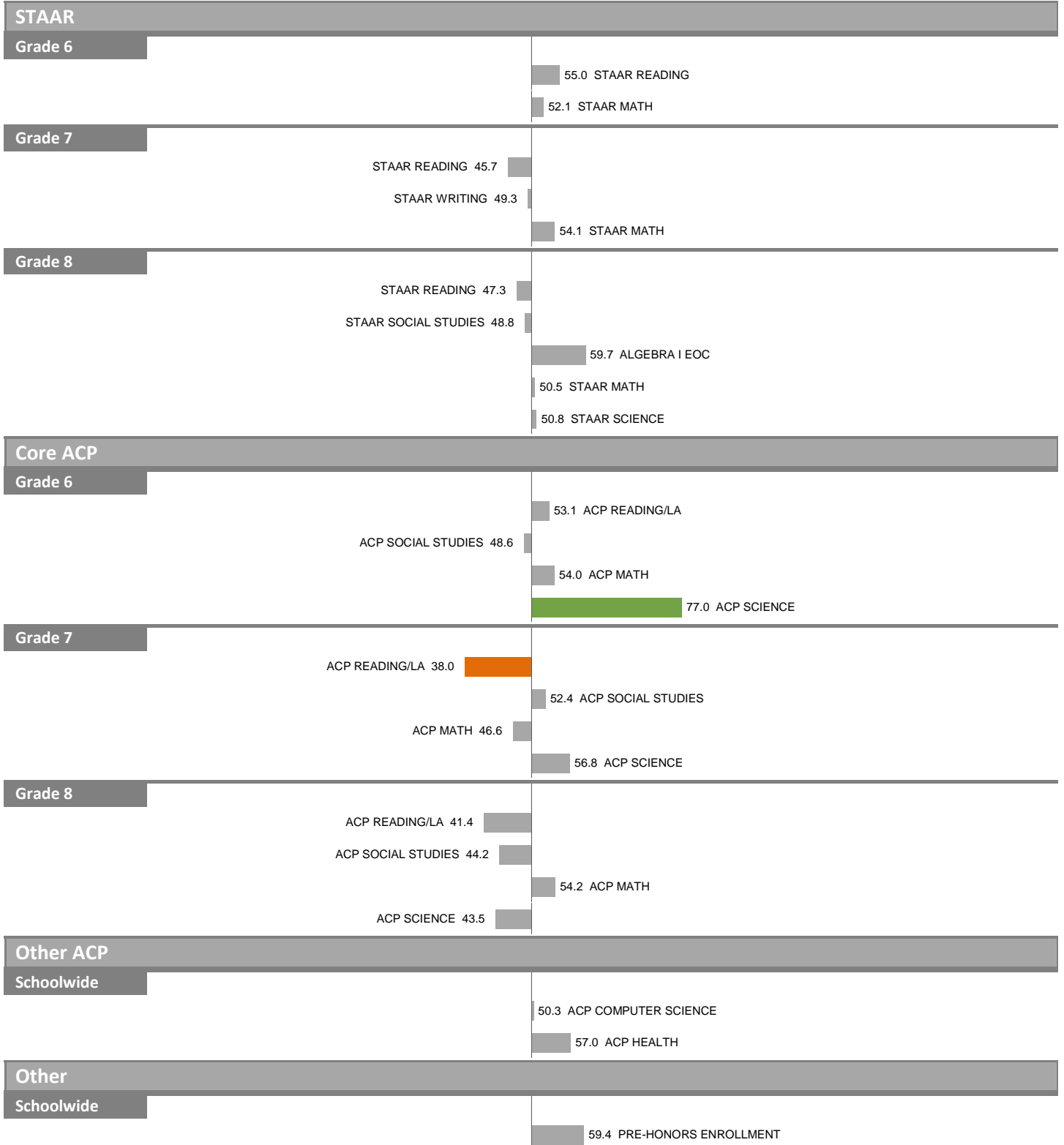
# 2013-14 School Effectiveness Index (SEI) Detail

53--J.L. LONG MIDDLE SCHOOL

2014-15 DIVISION 4

Overall SEI: 50.0

AEIS Rating: Met Standard



NOTES: "Overall SEI" has an average of 50 and standard deviation of 5; the range for an "average" overall SEI is 45 to 55. Component SEIs (e.g. Grade 5 STAAR READING or PSAT WRITING) each have an average of 50 and standard deviation of 10; the range for an "average" component SEI is 40 to 60. Component SEIs are computed only if at least eight tests are included.

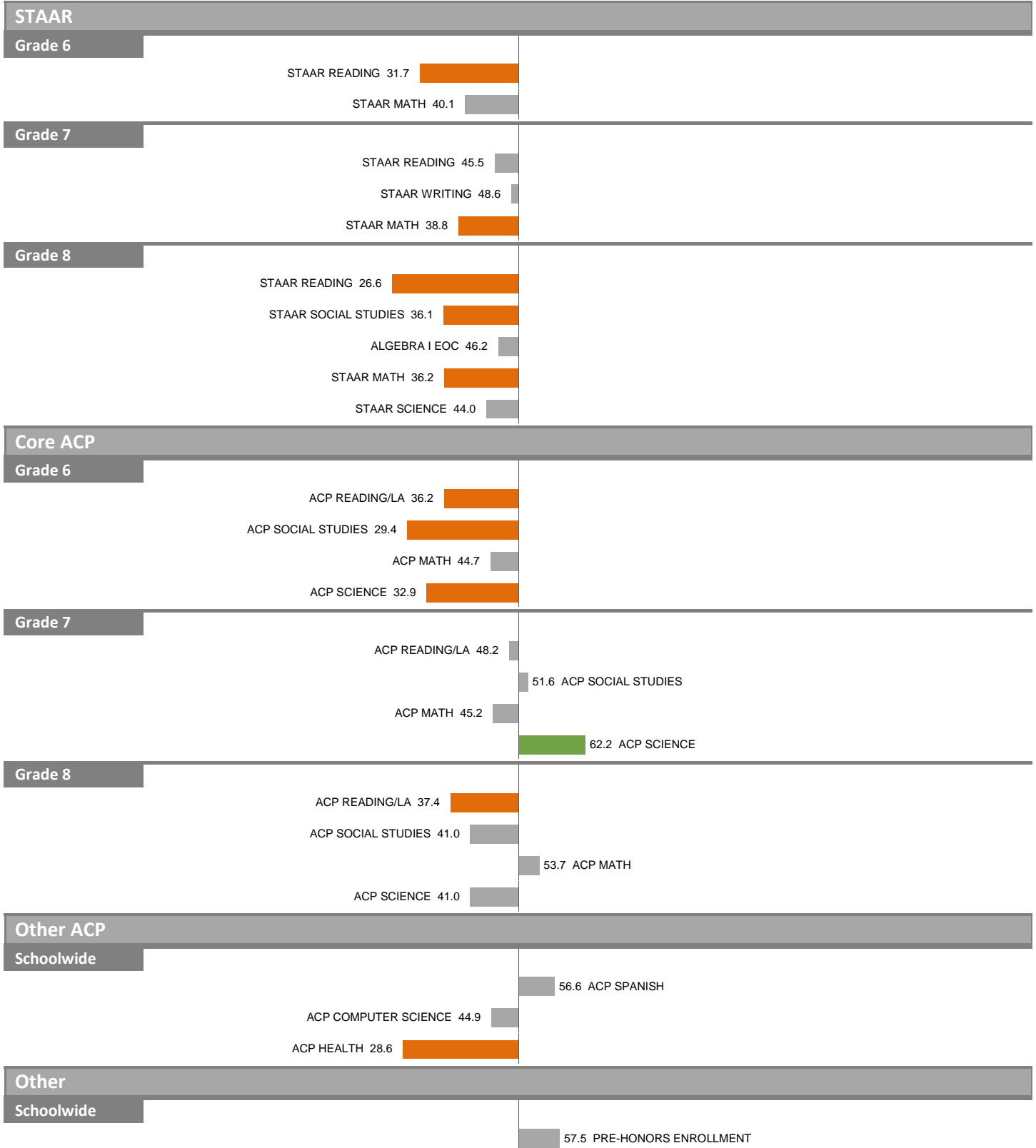
# 2013-14 School Effectiveness Index (SEI) Detail

60-BOUDE STOREY MIDDLE SCHOOL

Overall SEI: 44.0

2014-15 DIVISION 4

AEIS Rating: Improvement Required



NOTES: "Overall SEI" has an average of 50 and standard deviation of 5; the range for an "average" overall SEI is 45 to 55. Component SEIs (e.g. Grade 5 STAAR READING or PSAT WRITING) each have an average of 50 and standard deviation of 10; the range for an "average" component SEI is 40 to 60. Component SEIs are computed only if at least eight tests are included.

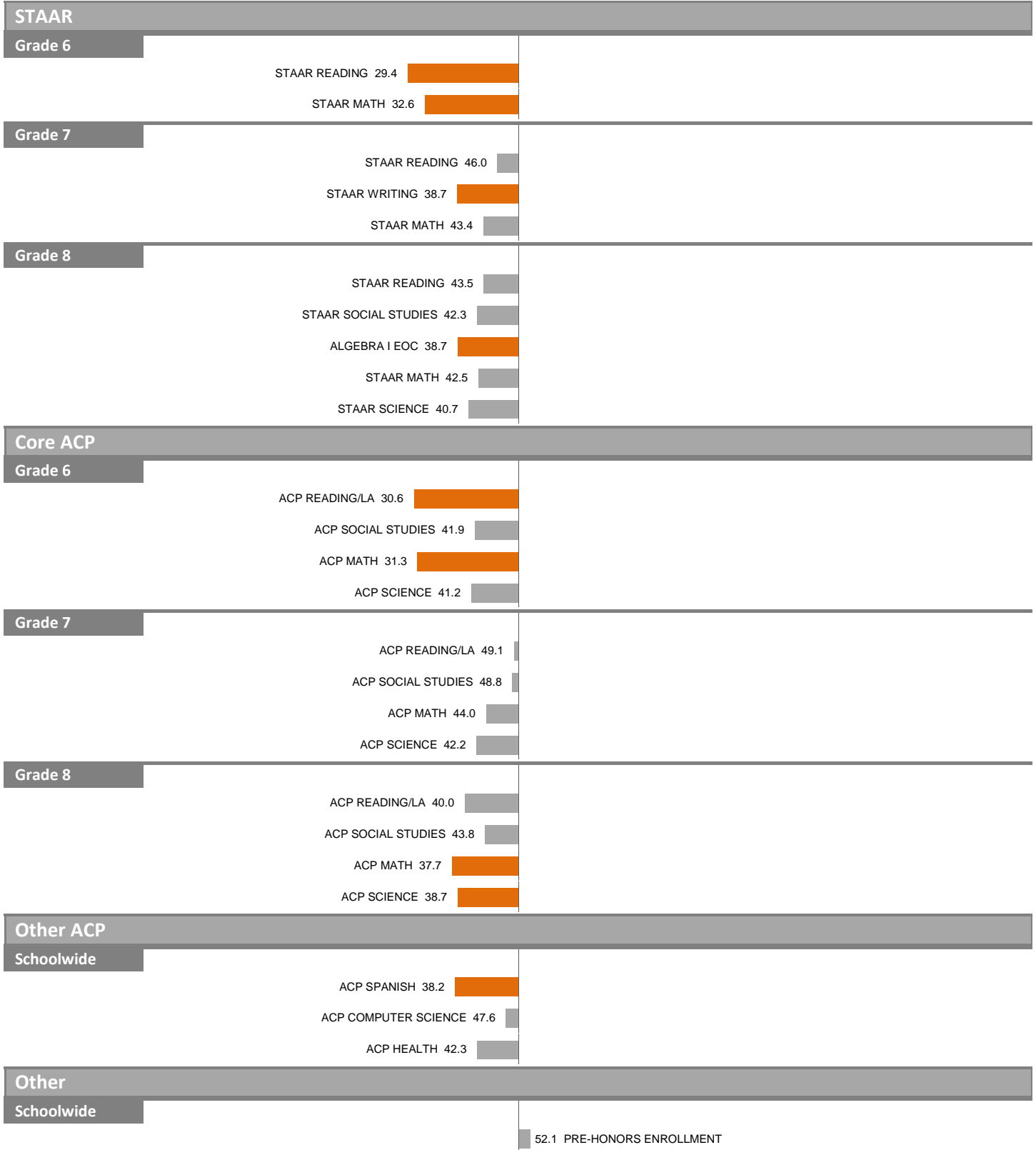
# 2013-14 School Effectiveness Index (SEI) Detail

62-BILLY EARL DADE MIDDLE SCHOOL

Overall SEI: 42.3

2014-15 DIVISION 4

AEIS Rating: Improvement Required



NOTES: "Overall SEI" has an average of 50 and standard deviation of 5; the range for an "average" overall SEI is 45 to 55. Component SEIs (e.g. Grade 5 STAAR READING or PSAT WRITING) each have an average of 50 and standard deviation of 10; the range for an "average" component SEI is 40 to 60. Component SEIs are computed only if at least eight tests are included.

# 2013-14 School Effectiveness Index (SEI) Detail

66--HARRY STONE MONTESSORI ACADEMY

2014-15 DIVISION 4 (NO FP)

Overall SEI: 49.6

AEIS Rating: Met Standard



NOTES: "Overall SEI" has an average of 50 and standard deviation of 5; the range for an "average" overall SEI is 45 to 55. Component SEIs (e.g. Grade 5 STAAR READING or PSAT WRITING) each have an average of 50 and standard deviation of 10; the range for an "average" component SEI is 40 to 60. Component SEIs are computed only if at least eight tests are included.

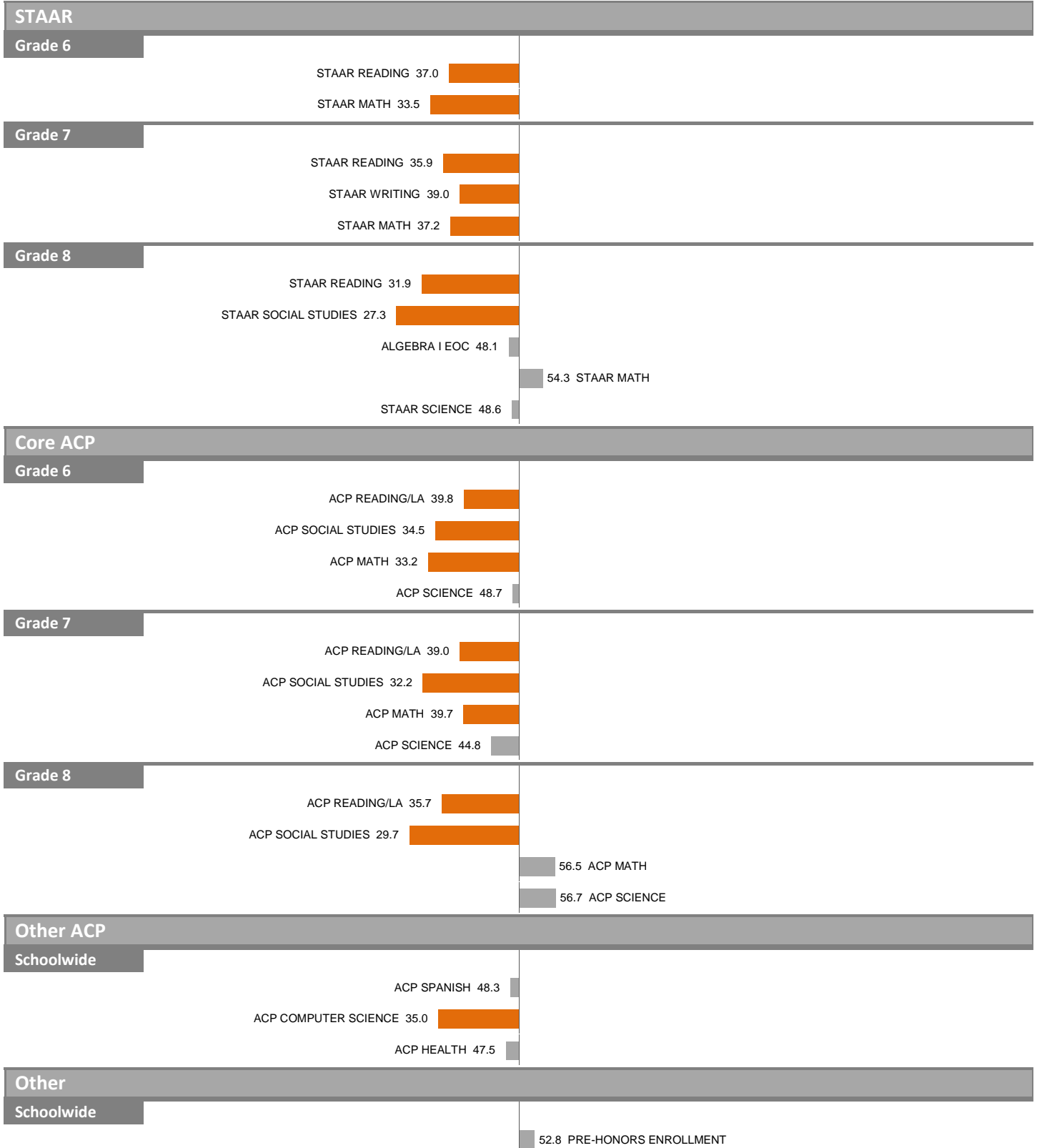
# 2013-14 School Effectiveness Index (SEI) Detail

72-SARAH ZUMWALT MIDDLE SCHOOL

Overall SEI: 41.8

2014-15 DIVISION 4

AEIS Rating: Improvement Required



NOTES: "Overall SEI" has an average of 50 and standard deviation of 5; the range for an "average" overall SEI is 45 to 55. Component SEIs (e.g. Grade 5 STAAR READING or PSAT WRITING) each have an average of 50 and standard deviation of 10; the range for an "average" component SEI is 40 to 60. Component SEIs are computed only if at least eight tests are included.


# 2013-14 School Effectiveness Index (SEI) Detail

76--HAROLD W. LANG, SR. MIDDLE SCHOOL

2014-15 DIVISION 4

Overall SEI: 48.9

AEIS Rating: Met Standard



NOTES: "Overall SEI" has an average of 50 and standard deviation of 5; the range for an "average" overall SEI is 45 to 55. Component SEIs (e.g. Grade 5 STAAR READING or PSAT WRITING) each have an average of 50 and standard deviation of 10; the range for an "average" component SEI is 40 to 60. Component SEIs are computed only if at least eight tests are included.



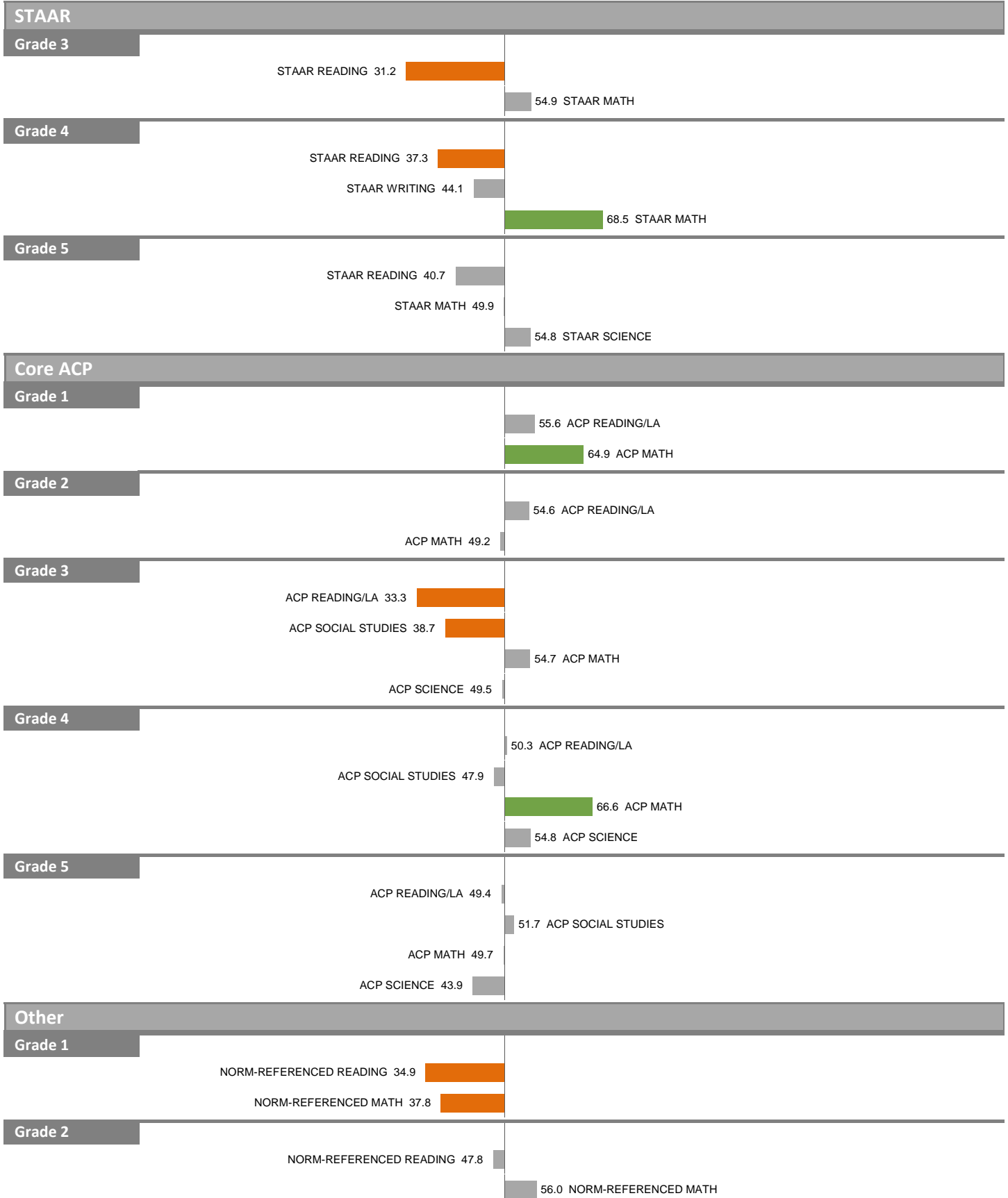
# 2013-14 School Effectiveness Index (SEI) Detail

**118–W.W. BUSHMAN ELEMENTARY SCHOOL**

2014-15 DIVISION 4

**Overall SEI: 47.9**

AEIS Rating: Met Standard



NOTES: "Overall SEI" has an average of 50 and standard deviation of 5; the range for an "average" overall SEI is 45 to 55. Component SEIs (e.g. Grade 5 STAAR READING or PSAT WRITING) each have an average of 50 and standard deviation of 10; the range for an "average" component SEI is 40 to 60. Component SEIs are computed only if at least eight tests are included.

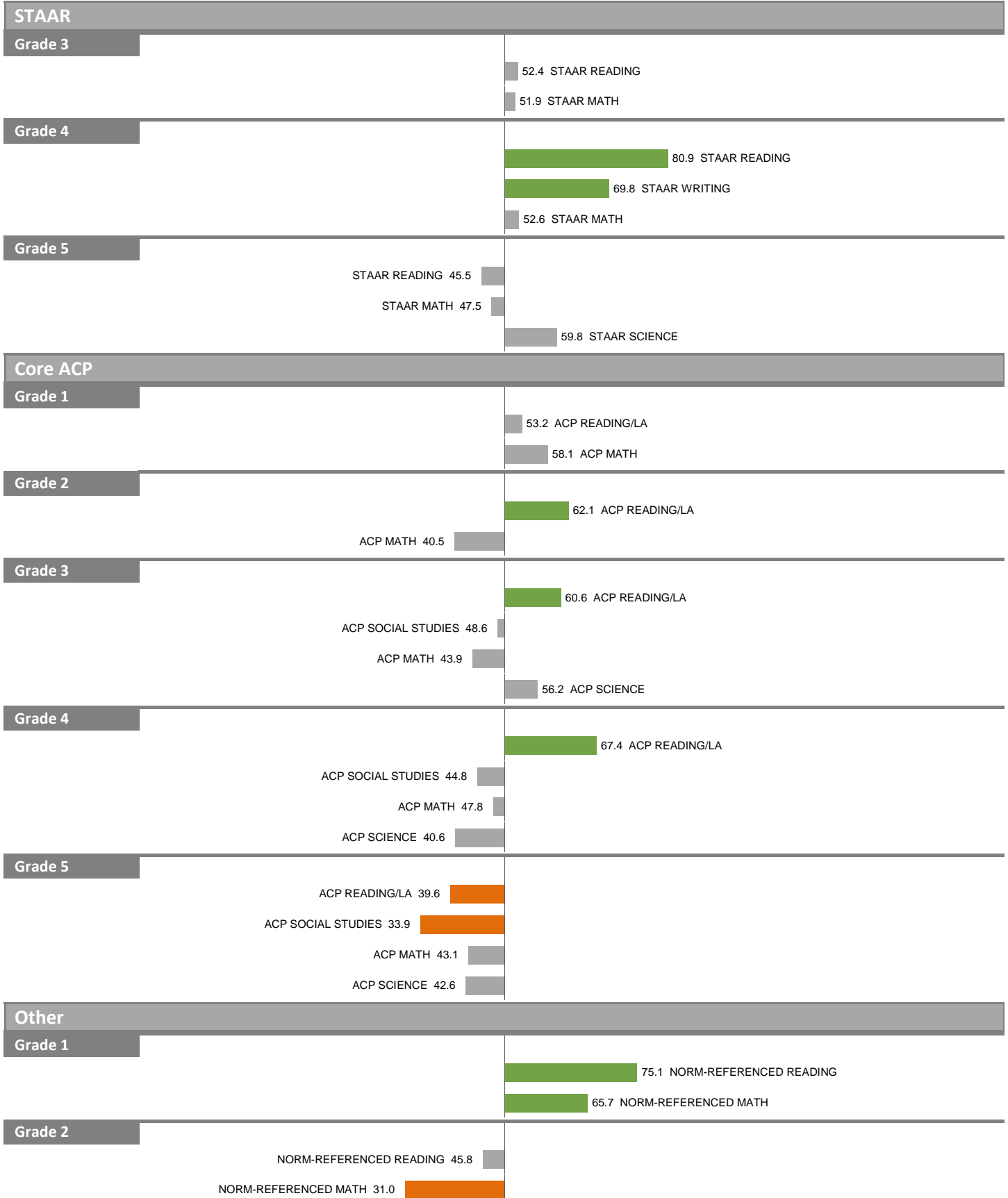
# 2013-14 School Effectiveness Index (SEI) Detail

128–MARTIN LUTHER KING, JR. LEARNING CENTER

2014-15 DIVISION 4

Overall SEI: 53.9

AEIS Rating: Met Standard



NOTES: "Overall SEI" has an average of 50 and standard deviation of 5; the range for an "average" overall SEI is 45 to 55. Component SEIs (e.g. Grade 5 STAAR READING or PSAT WRITING) each have an average of 50 and standard deviation of 10; the range for an "average" component SEI is 40 to 60. Component SEIs are computed only if at least eight tests are included.

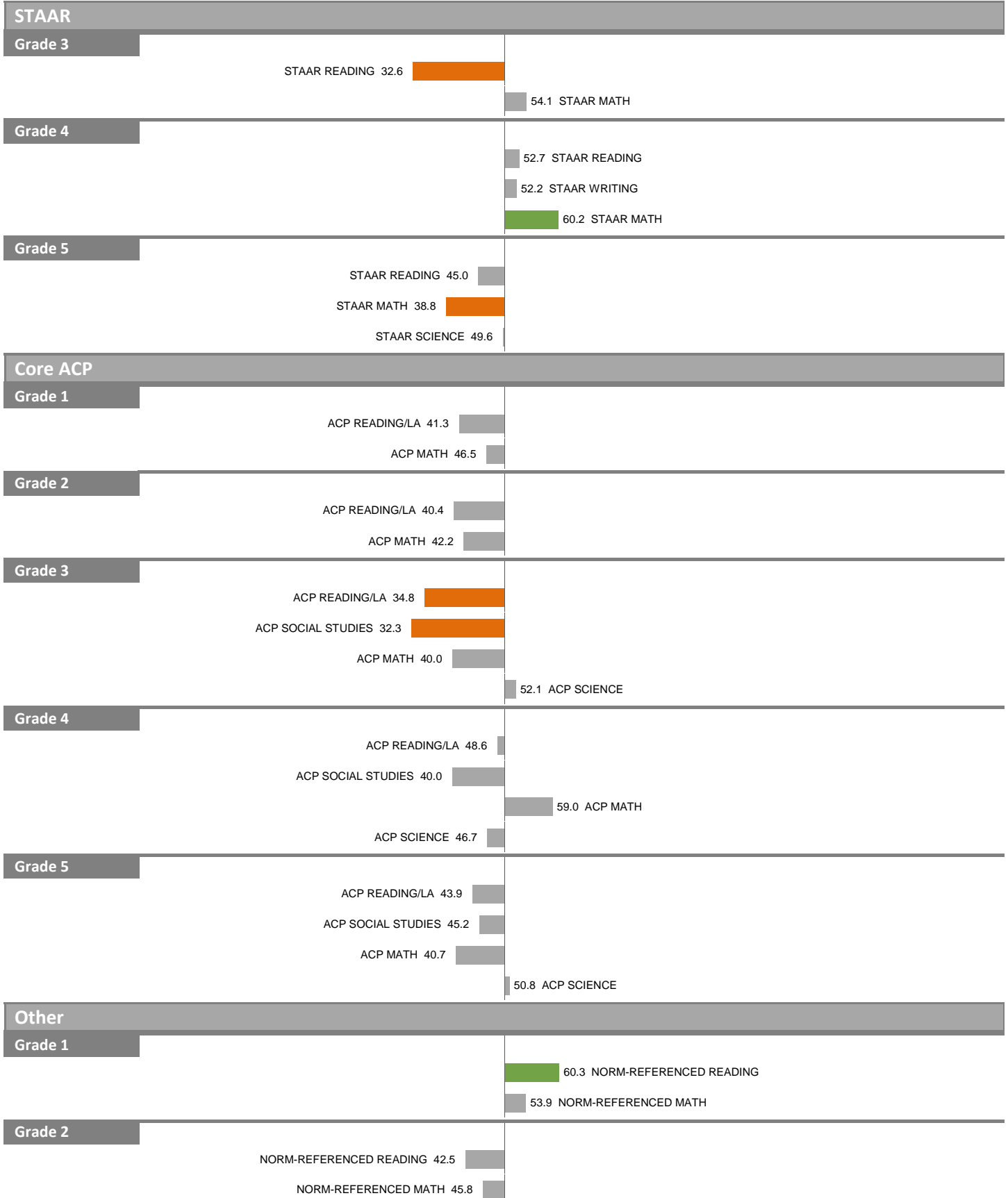
# 2013-14 School Effectiveness Index (SEI) Detail

129—S.S. CONNER ELEMENTARY SCHOOL

2014-15 DIVISION 4

Overall SEI: 48.0

AEIS Rating: Met Standard



NOTES: "Overall SEI" has an average of 50 and standard deviation of 5; the range for an "average" overall SEI is 45 to 55. Component SEIs (e.g. Grade 5 STAAR READING or PSAT WRITING) each have an average of 50 and standard deviation of 10; the range for an "average" component SEI is 40 to 60. Component SEIs are computed only if at least eight tests are included.

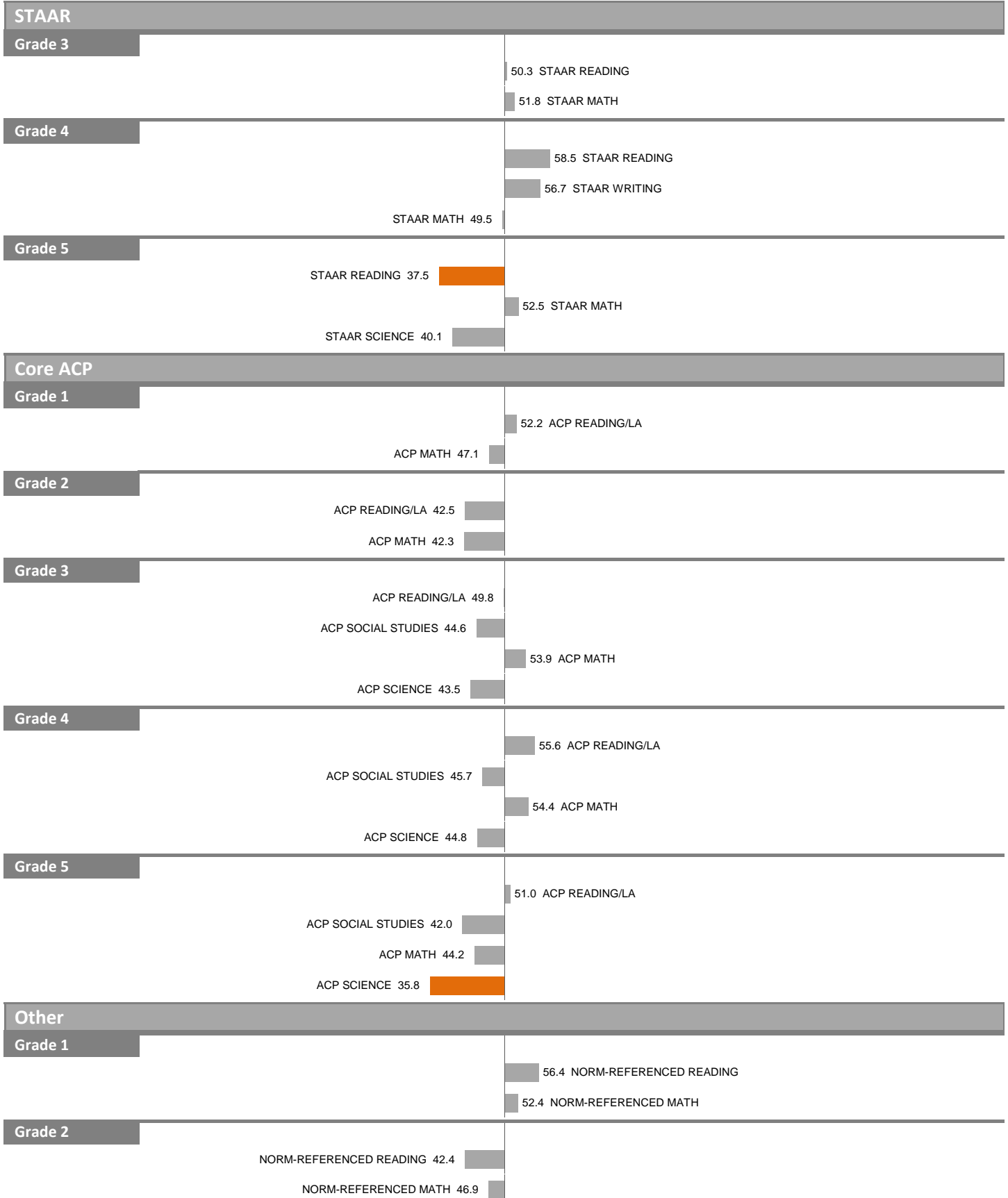
# 2013-14 School Effectiveness Index (SEI) Detail

133-BARBARA JORDAN ELEMENTARY SCHOOL

Overall SEI: 49.0

2014-15 DIVISION 4

AEIS Rating: Met Standard



NOTES: "Overall SEI" has an average of 50 and standard deviation of 5; the range for an "average" overall SEI is 45 to 55. Component SEIs (e.g. Grade 5 STAAR READING or PSAT WRITING) each have an average of 50 and standard deviation of 10; the range for an "average" component SEI is 40 to 60. Component SEIs are computed only if at least eight tests are included.


# 2013-14 School Effectiveness Index (SEI) Detail

139—PAUL L. DUNBAR LEARNING CENTER

2014-15 DIVISION 4

Overall SEI: 48.3

AEIS Rating: Met Standard



NOTES: "Overall SEI" has an average of 50 and standard deviation of 5; the range for an "average" overall SEI is 45 to 55. Component SEIs (e.g. Grade 5 STAAR READING or PSAT WRITING) each have an average of 50 and standard deviation of 10; the range for an "average" component SEI is 40 to 60. Component SEIs are computed only if at least eight tests are included.


# 2013-14 School Effectiveness Index (SEI) Detail

155--C.A. TATUM, JR. ELEMENTARY SCHOOL

2014-15 DIVISION 4

Overall SEI: 50.5

AEIS Rating: Met Standard



NOTES: "Overall SEI" has an average of 50 and standard deviation of 5; the range for an "average" overall SEI is 45 to 55. Component SEIs (e.g. Grade 5 STAAR READING or PSAT WRITING) each have an average of 50 and standard deviation of 10; the range for an "average" component SEI is 40 to 60. Component SEIs are computed only if at least eight tests are included.

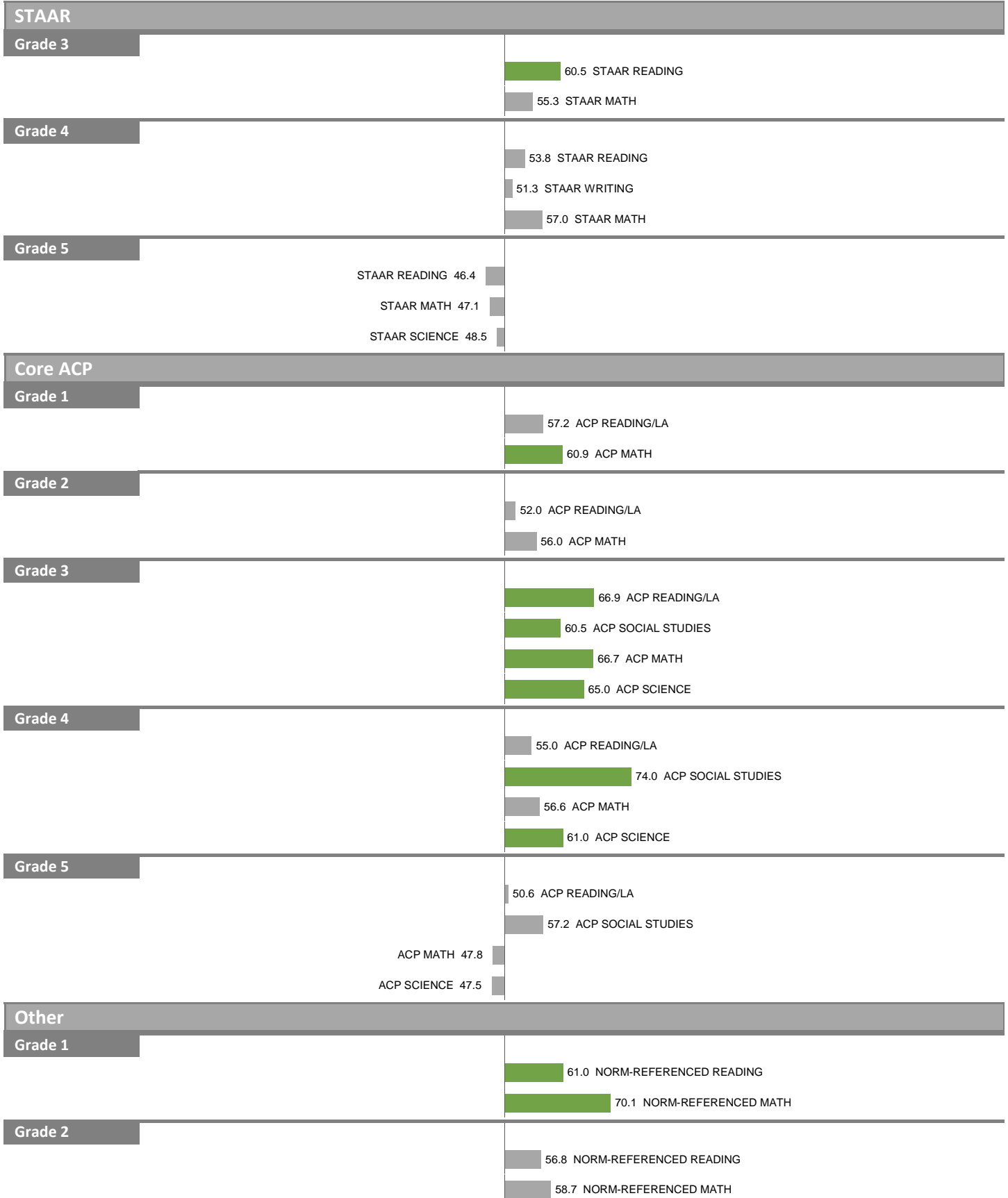
# 2013-14 School Effectiveness Index (SEI) Detail

162-STONEWALL JACKSON ELEMENTARY SCHOOL

2014-15 DIVISION 4

Overall SEI: 55.4

AEIS Rating: Met Standard



NOTES: "Overall SEI" has an average of 50 and standard deviation of 5; the range for an "average" overall SEI is 45 to 55. Component SEIs (e.g. Grade 5 STAAR READING or PSAT WRITING) each have an average of 50 and standard deviation of 10; the range for an "average" component SEI is 40 to 60. Component SEIs are computed only if at least eight tests are included.

# 2013-14 School Effectiveness Index (SEI) Detail

**171-LAKEWOOD ELEMENTARY SCHOOL**

2014-15 DIVISION 4

**Overall SEI: 57.3**

AEIS Rating: Met Standard

STAAR	
Grade 3	59.2 STAAR READING 50.8 STAAR MATH
Grade 4	58.6 STAAR READING 58.2 STAAR WRITING 56.4 STAAR MATH
Grade 5	69.6 STAAR READING 55.3 STAAR MATH 52.7 STAAR SCIENCE
Core ACP	
Grade 1	50.0 ACP READING/LA 59.1 ACP MATH
Grade 2	54.4 ACP READING/LA 57.3 ACP MATH
Grade 3	61.2 ACP READING/LA 58.7 ACP SOCIAL STUDIES 60.4 ACP MATH 62.1 ACP SCIENCE
Grade 4	53.9 ACP READING/LA 63.0 ACP SOCIAL STUDIES 60.8 ACP MATH 63.5 ACP SCIENCE
Grade 5	62.7 ACP READING/LA 64.3 ACP SOCIAL STUDIES 62.5 ACP MATH 59.3 ACP SCIENCE
Other	
Grade 1	60.4 NORM-REFERENCED READING 63.0 NORM-REFERENCED MATH
Grade 2	56.8 NORM-REFERENCED READING 57.5 NORM-REFERENCED MATH

NOTES: "Overall SEI" has an average of 50 and standard deviation of 5; the range for an "average" overall SEI is 45 to 55. Component SEIs (e.g. Grade 5 STAAR READING or PSAT WRITING) each have an average of 50 and standard deviation of 10; the range for an "average" component SEI is 40 to 60. Component SEIs are computed only if at least eight tests are included.



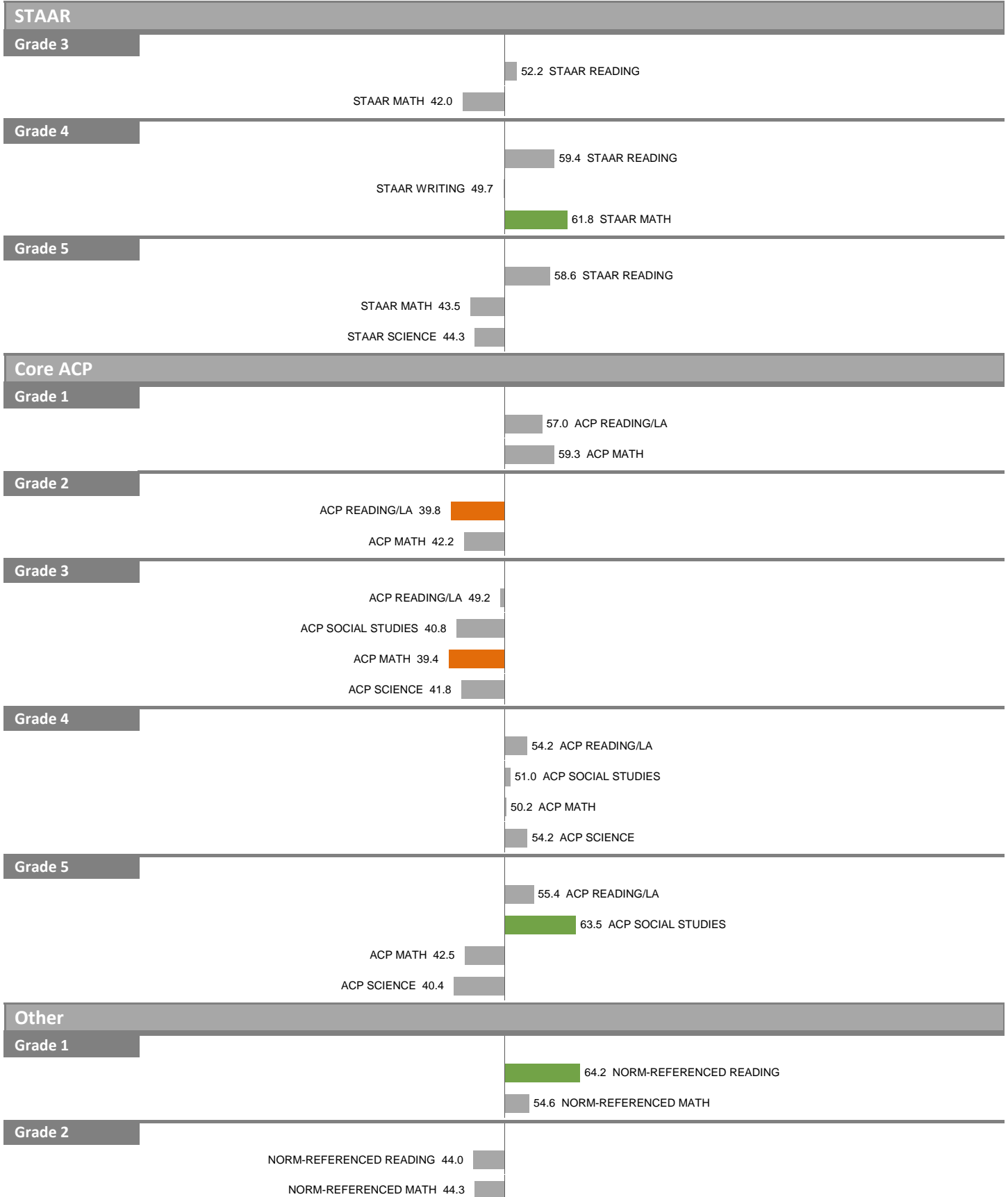
# 2013-14 School Effectiveness Index (SEI) Detail

174-ROBERT E. LEE ELEMENTARY SCHOOL

2014-15 DIVISION 4

Overall SEI: 50.7

AEIS Rating: Met Standard



NOTES: "Overall SEI" has an average of 50 and standard deviation of 5; the range for an "average" overall SEI is 45 to 55. Component SEIs (e.g. Grade 5 STAAR READING or PSAT WRITING) each have an average of 50 and standard deviation of 10; the range for an "average" component SEI is 40 to 60. Component SEIs are computed only if at least eight tests are included.

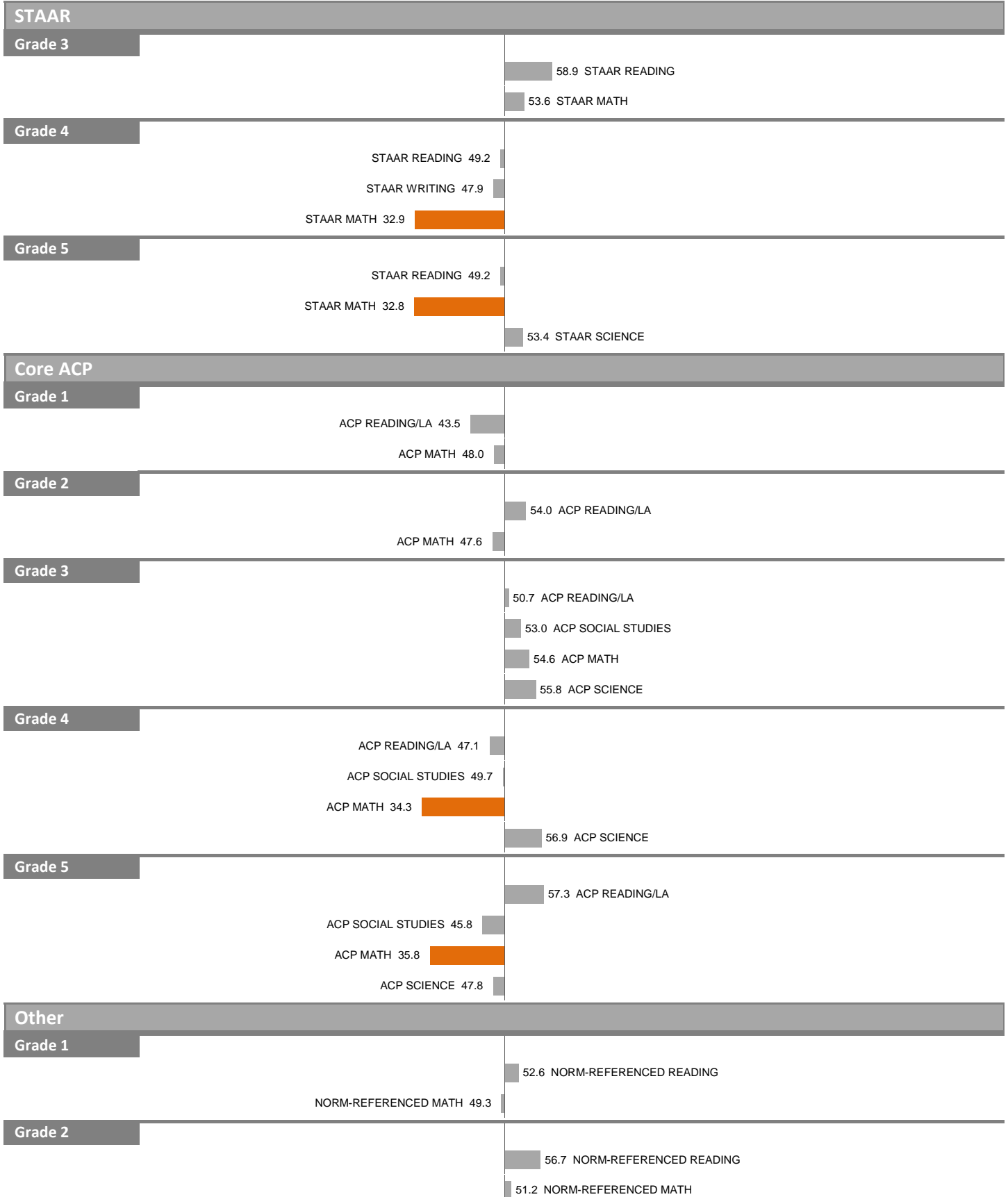
# 2013-14 School Effectiveness Index (SEI) Detail

177–WILLIAM LIPSCOMB ELEMENTARY SCHOOL

2014-15 DIVISION 4

Overall SEI: 49.0

AEIS Rating: Met Standard



NOTES: "Overall SEI" has an average of 50 and standard deviation of 5; the range for an "average" overall SEI is 45 to 55. Component SEIs (e.g. Grade 5 STAAR READING or PSAT WRITING) each have an average of 50 and standard deviation of 10; the range for an "average" component SEI is 40 to 60. Component SEIs are computed only if at least eight tests are included.

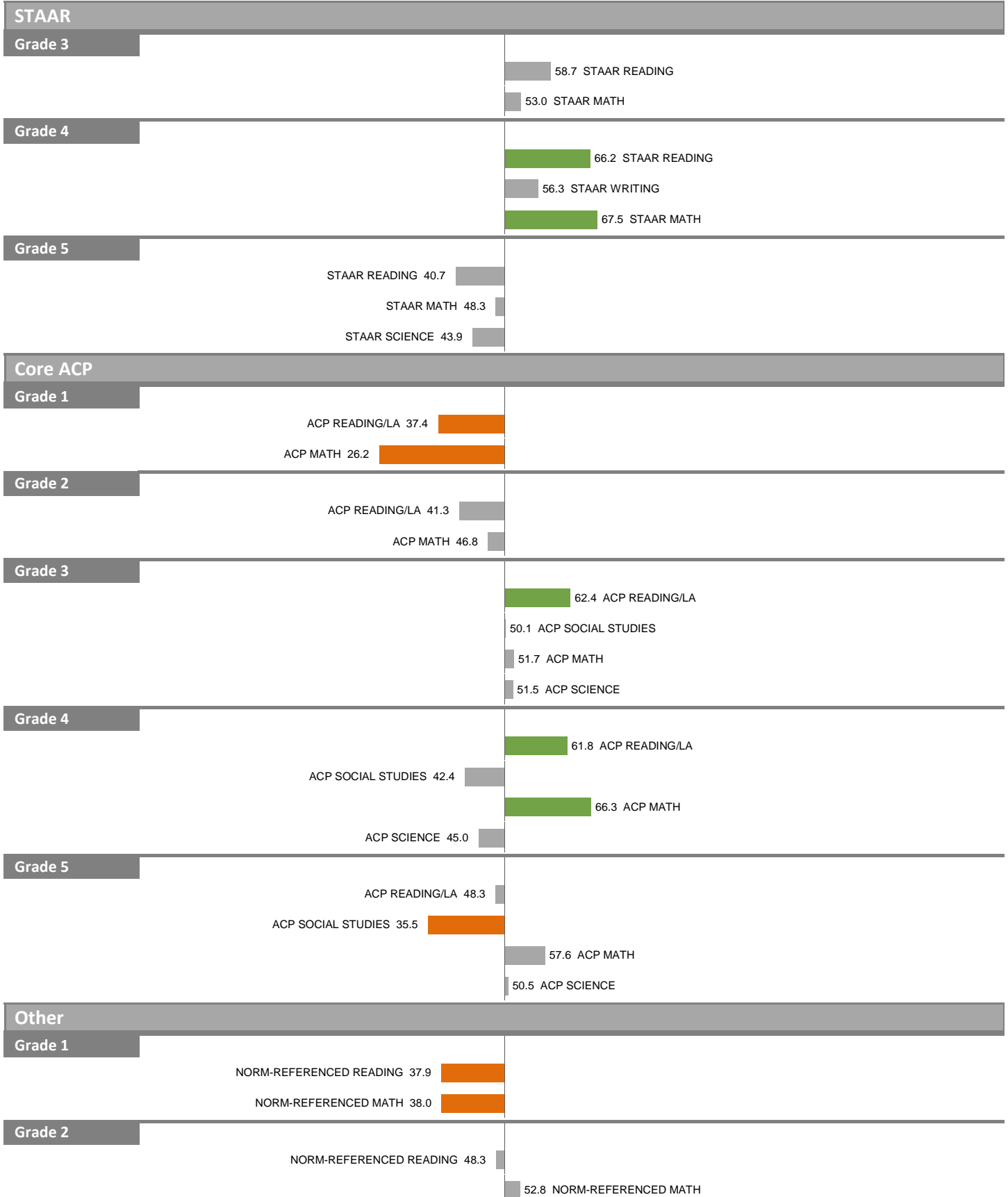
# 2013-14 School Effectiveness Index (SEI) Detail

178-H.I. HOLLAND ELEMENTARY SCHOOL AT LISBON

2014-15 DIVISION 4

Overall SEI: 50.2

AEIS Rating: Met Standard



NOTES: "Overall SEI" has an average of 50 and standard deviation of 5; the range for an "average" overall SEI is 45 to 55. Component SEIs (e.g. Grade 5 STAAR READING or PSAT WRITING) each have an average of 50 and standard deviation of 10; the range for an "average" component SEI is 40 to 60. Component SEIs are computed only if at least eight tests are included.


# 2013-14 School Effectiveness Index (SEI) Detail

183—THOMAS L. MARSALIS ELEMENTARY SCHOOL

Overall SEI: 47.1

2014-15 DIVISION 4

AEIS Rating: Met Standard



NOTES: "Overall SEI" has an average of 50 and standard deviation of 5; the range for an "average" overall SEI is 45 to 55. Component SEIs (e.g. Grade 5 STAAR READING or PSAT WRITING) each have an average of 50 and standard deviation of 10; the range for an "average" component SEI is 40 to 60. Component SEIs are computed only if at least eight tests are included.


## 2013-14 School Effectiveness Index (SEI) Detail

188-MOUNT AUBURN ELEMENTARY SCHOOL

2014-15 DIVISION 4

Overall SEI: 53.6

AEIS Rating: Met Standard



NOTES: "Overall SEI" has an average of 50 and standard deviation of 5; the range for an "average" overall SEI is 45 to 55. Component SEIs (e.g. Grade 5 STAAR READING or PSAT WRITING) each have an average of 50 and standard deviation of 10; the range for an "average" component SEI is 40 to 60. Component SEIs are computed only if at least eight tests are included.


# 2013-14 School Effectiveness Index (SEI) Detail

189—CLARA OLIVER ELEMENTARY SCHOOL

Overall SEI: 46.8

2014-15 DIVISION 4

AEIS Rating: Improvement Required



NOTES: "Overall SEI" has an average of 50 and standard deviation of 5; the range for an "average" overall SEI is 45 to 55. Component SEIs (e.g. Grade 5 STAAR READING or PSAT WRITING) each have an average of 50 and standard deviation of 10; the range for an "average" component SEI is 40 to 60. Component SEIs are computed only if at least eight tests are included.


# 2013-14 School Effectiveness Index (SEI) Detail

191-ELISHA M. PEASE ELEMENTARY SCHOOL

Overall SEI: 50.8

2014-15 DIVISION 4

AEIS Rating: Improvement Required



NOTES: "Overall SEI" has an average of 50 and standard deviation of 5; the range for an "average" overall SEI is 45 to 55. Component SEIs (e.g. Grade 5 STAAR READING or PSAT WRITING) each have an average of 50 and standard deviation of 10; the range for an "average" component SEI is 40 to 60. Component SEIs are computed only if at least eight tests are included.


# 2013-14 School Effectiveness Index (SEI) Detail

202-ORAN M. ROBERTS ELEMENTARY SCHOOL

Overall SEI: 43.5

2014-15 DIVISION 4

AEIS Rating: Improvement Required



NOTES: "Overall SEI" has an average of 50 and standard deviation of 5; the range for an "average" overall SEI is 45 to 55. Component SEIs (e.g. Grade 5 STAAR READING or PSAT WRITING) each have an average of 50 and standard deviation of 10; the range for an "average" component SEI is 40 to 60. Component SEIs are computed only if at least eight tests are included.




# 2013-14 School Effectiveness Index (SEI) Detail

205-CLINTON P. RUSSELL ELEMENTARY SCHOOL

2014-15 DIVISION 4

Overall SEI: 54.2

AEIS Rating: Met Standard



NOTES: "Overall SEI" has an average of 50 and standard deviation of 5; the range for an "average" overall SEI is 45 to 55. Component SEIs (e.g. Grade 5 STAAR READING or PSAT WRITING) each have an average of 50 and standard deviation of 10; the range for an "average" component SEI is 40 to 60. Component SEIs are computed only if at least eight tests are included.

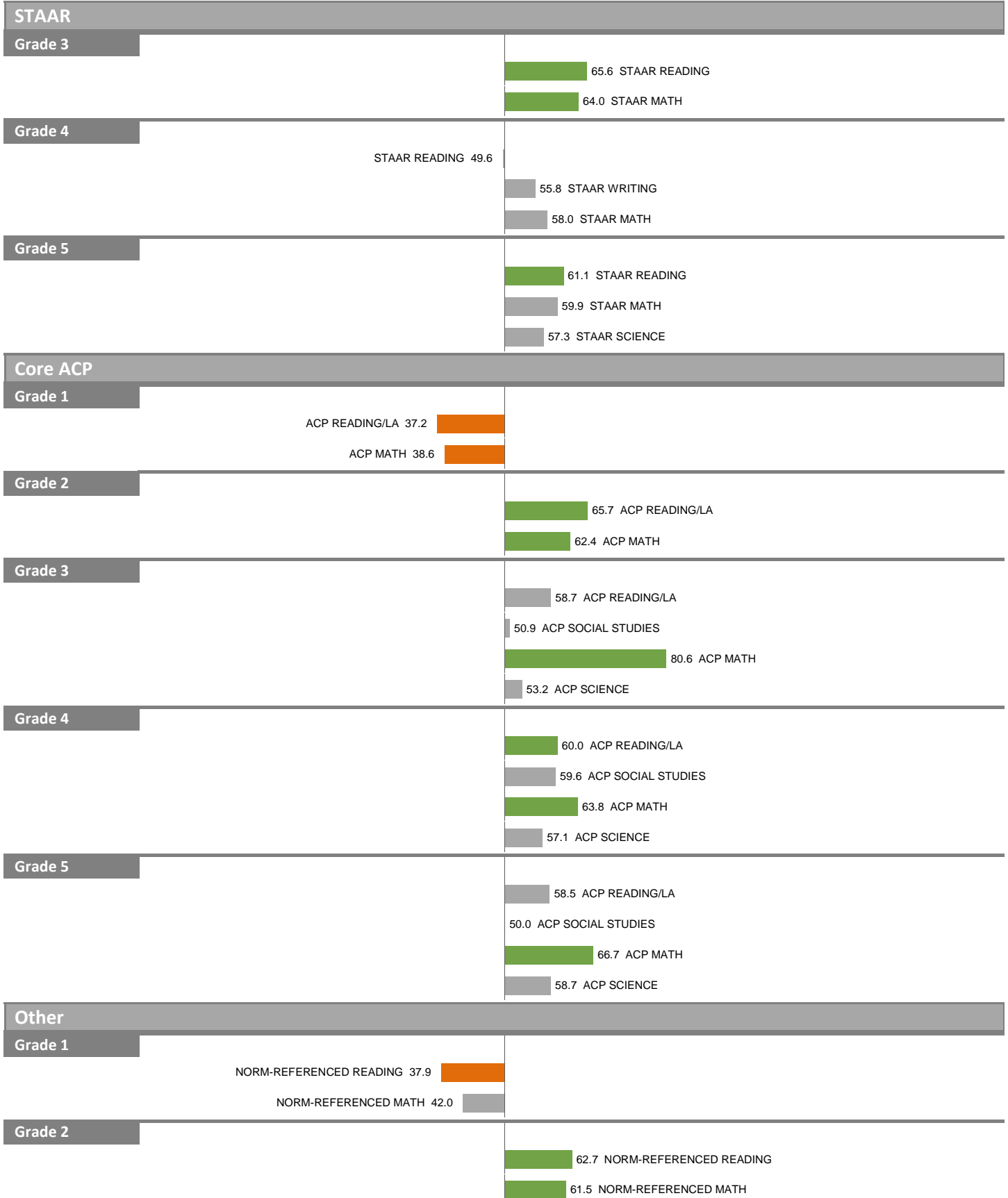
# 2013-14 School Effectiveness Index (SEI) Detail

209-ASCHER SILBERSTEIN ELEMENTARY SCHOOL

2014-15 DIVISION 4

Overall SEI: 55.7

AEIS Rating: Met Standard



NOTES: "Overall SEI" has an average of 50 and standard deviation of 5; the range for an "average" overall SEI is 45 to 55. Component SEIs (e.g. Grade 5 STAAR READING or PSAT WRITING) each have an average of 50 and standard deviation of 10; the range for an "average" component SEI is 40 to 60. Component SEIs are computed only if at least eight tests are included.


# 2013-14 School Effectiveness Index (SEI) Detail

212-HARRY STONE MONTESSORI VANGUARD

2014-15 DIVISION 4 (NO FP)

Overall SEI: 49.7

AEIS Rating: Met Standard



NOTES: "Overall SEI" has an average of 50 and standard deviation of 5; the range for an "average" overall SEI is 45 to 55. Component SEIs (e.g. Grade 5 STAAR READING or PSAT WRITING) each have an average of 50 and standard deviation of 10; the range for an "average" component SEI is 40 to 60. Component SEIs are computed only if at least eight tests are included.

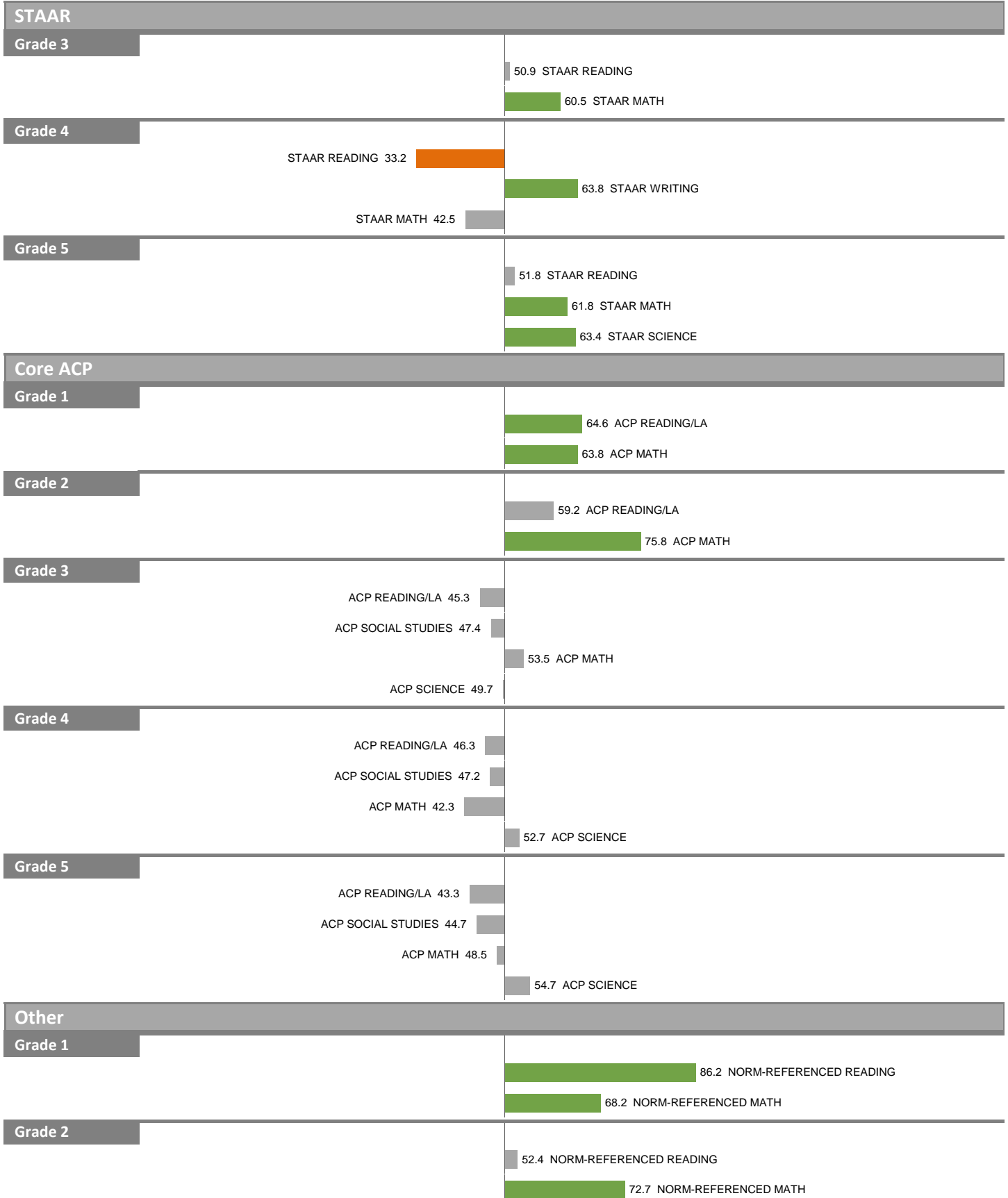
# 2013-14 School Effectiveness Index (SEI) Detail

215-ROBERT L. THORNTON ELEMENTARY SCHOOL

Overall SEI: 56.3

2014-15 DIVISION 4

AEIS Rating: Met Standard



NOTES: "Overall SEI" has an average of 50 and standard deviation of 5; the range for an "average" overall SEI is 45 to 55. Component SEIs (e.g. Grade 5 STAAR READING or PSAT WRITING) each have an average of 50 and standard deviation of 10; the range for an "average" component SEI is 40 to 60. Component SEIs are computed only if at least eight tests are included.

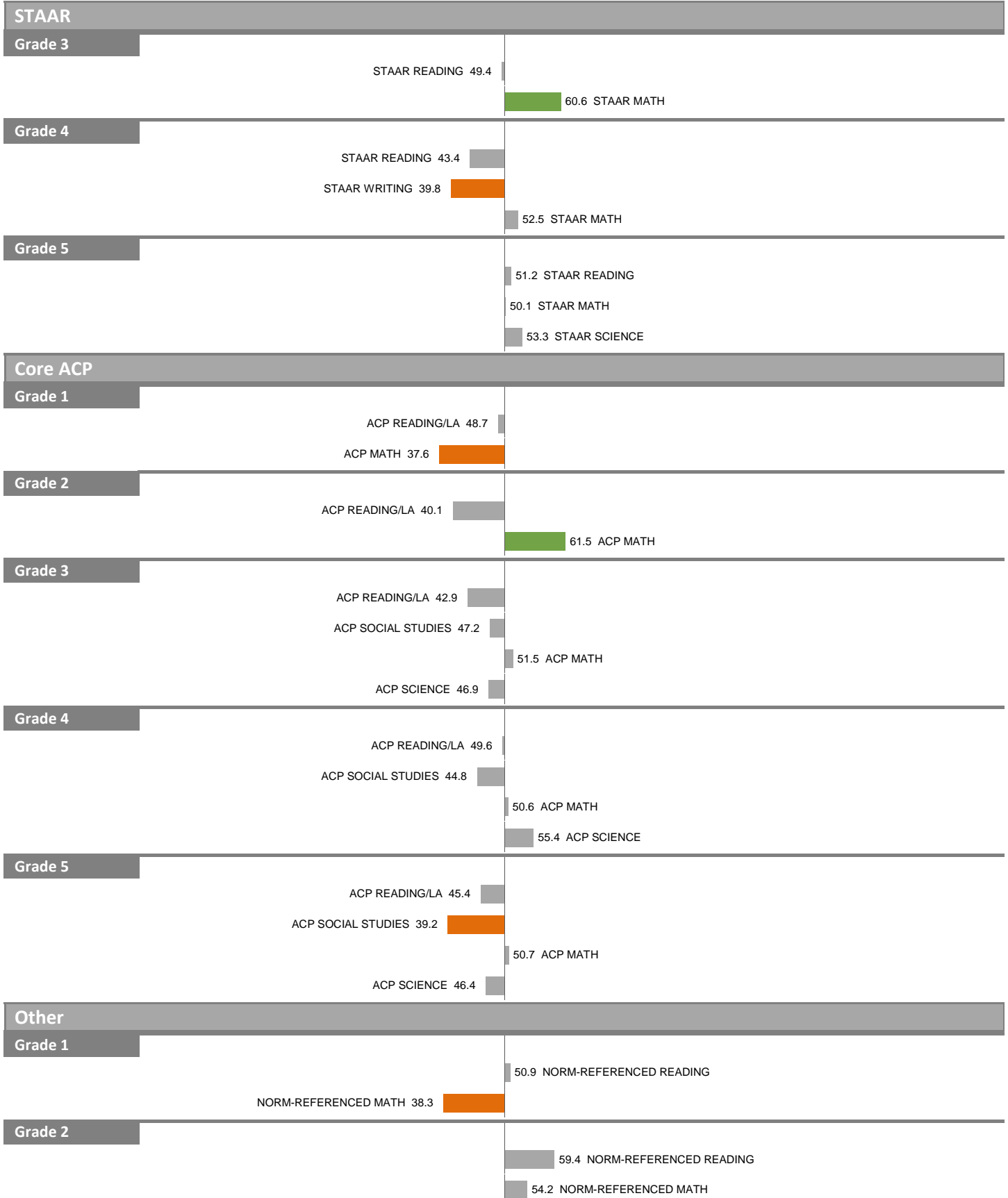
# 2013-14 School Effectiveness Index (SEI) Detail

218—GEORGE W. TRUETT ELEMENTARY SCHOOL

2014-15 DIVISION 4

Overall SEI: 49.6

AEIS Rating: Met Standard



NOTES: "Overall SEI" has an average of 50 and standard deviation of 5; the range for an "average" overall SEI is 45 to 55. Component SEIs (e.g. Grade 5 STAAR READING or PSAT WRITING) each have an average of 50 and standard deviation of 10; the range for an "average" component SEI is 40 to 60. Component SEIs are computed only if at least eight tests are included.

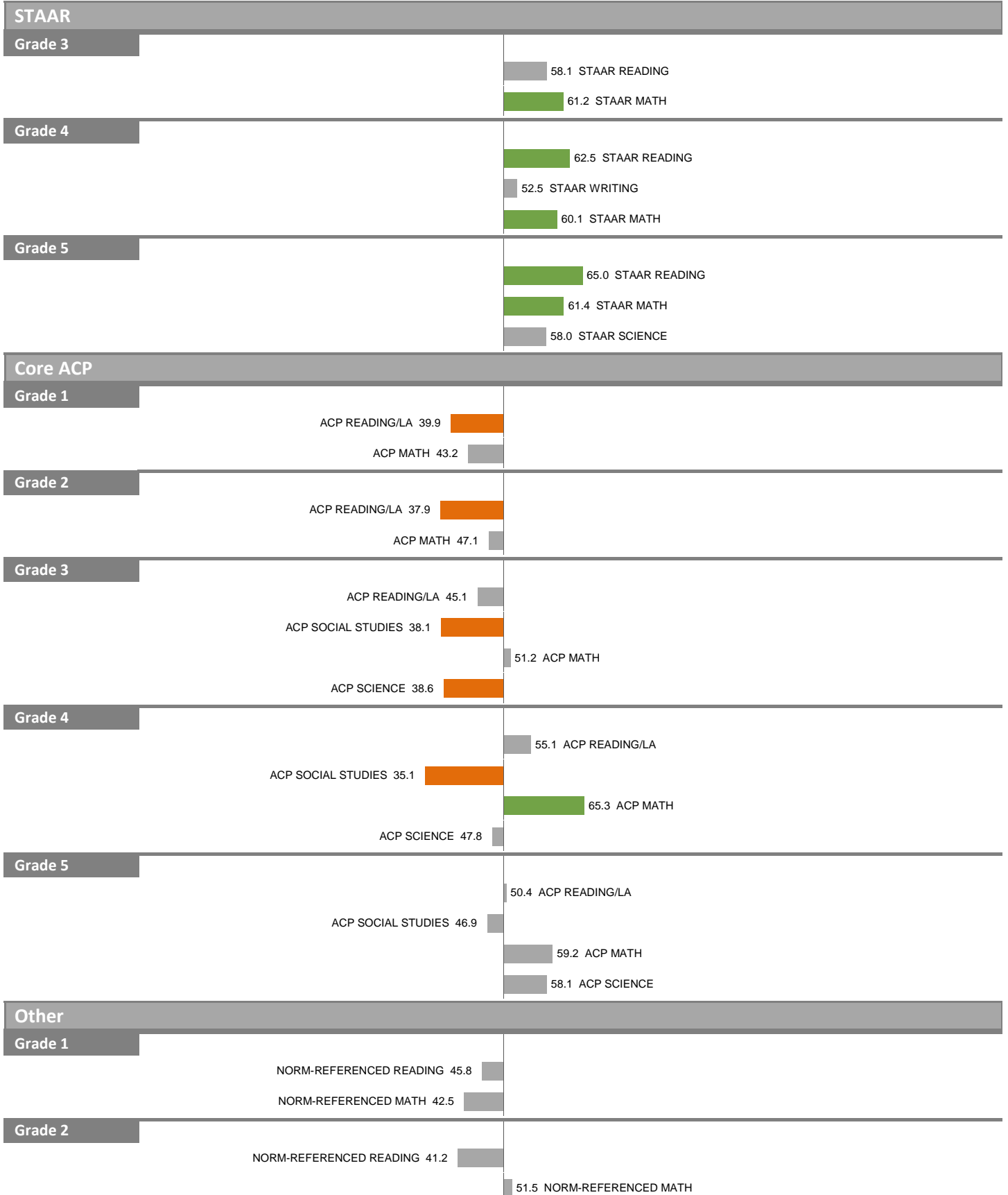
# 2013-14 School Effectiveness Index (SEI) Detail

222-URBAN PARK ELEMENTARY SCHOOL

2014-15 DIVISION 4

Overall SEI: 52.6

AEIS Rating: Met Standard



NOTES: "Overall SEI" has an average of 50 and standard deviation of 5; the range for an "average" overall SEI is 45 to 55. Component SEIs (e.g. Grade 5 STAAR READING or PSAT WRITING) each have an average of 50 and standard deviation of 10; the range for an "average" component SEI is 40 to 60. Component SEIs are computed only if at least eight tests are included.


# 2013-14 School Effectiveness Index (SEI) Detail

232-EDNA ROWE ELEMENTARY SCHOOL

2014-15 DIVISION 4

Overall SEI: 46.0

AEIS Rating: Met Standard



NOTES: "Overall SEI" has an average of 50 and standard deviation of 5; the range for an "average" overall SEI is 45 to 55. Component SEIs (e.g. Grade 5 STAAR READING or PSAT WRITING) each have an average of 50 and standard deviation of 10; the range for an "average" component SEI is 40 to 60. Component SEIs are computed only if at least eight tests are included.


# 2013-14 School Effectiveness Index (SEI) Detail

240-FRANK GUZICK ELEMENTARY SCHOOL

2014-15 DIVISION 4

Overall SEI: 51.3

AEIS Rating: Met Standard



NOTES: "Overall SEI" has an average of 50 and standard deviation of 5; the range for an "average" overall SEI is 45 to 55. Component SEIs (e.g. Grade 5 STAAR READING or PSAT WRITING) each have an average of 50 and standard deviation of 10; the range for an "average" component SEI is 40 to 60. Component SEIs are computed only if at least eight tests are included.




# 2013-14 School Effectiveness Index (SEI) Detail

247-ADELFA B. CALLEJO ELEMENTARY SCHOOL

2014-15 DIVISION 4

Overall SEI: 51.5

AEIS Rating: Met Standard



NOTES: "Overall SEI" has an average of 50 and standard deviation of 5; the range for an "average" overall SEI is 45 to 55. Component SEIs (e.g. Grade 5 STAAR READING or PSAT WRITING) each have an average of 50 and standard deviation of 10; the range for an "average" component SEI is 40 to 60. Component SEIs are computed only if at least eight tests are included.


# 2013-14 School Effectiveness Index (SEI) Detail

250-WHITNEY M. YOUNG, JR. ELEMENTARY SCHOOL

2014-15 DIVISION 4

Overall SEI: 55.5

AEIS Rating: Met Standard



NOTES: "Overall SEI" has an average of 50 and standard deviation of 5; the range for an "average" overall SEI is 45 to 55. Component SEIs (e.g. Grade 5 STAAR READING or PSAT WRITING) each have an average of 50 and standard deviation of 10; the range for an "average" component SEI is 40 to 60. Component SEIs are computed only if at least eight tests are included.


# 2013-14 School Effectiveness Index (SEI) Detail

270-EDUARDO MATA ELEMENTARY SCHOOL

2014-15 DIVISION 4

Overall SEI: 44.1

AEIS Rating: Met Standard



NOTES: "Overall SEI" has an average of 50 and standard deviation of 5; the range for an "average" overall SEI is 45 to 55. Component SEIs (e.g. Grade 5 STAAR READING or PSAT WRITING) each have an average of 50 and standard deviation of 10; the range for an "average" component SEI is 40 to 60. Component SEIs are computed only if at least eight tests are included.

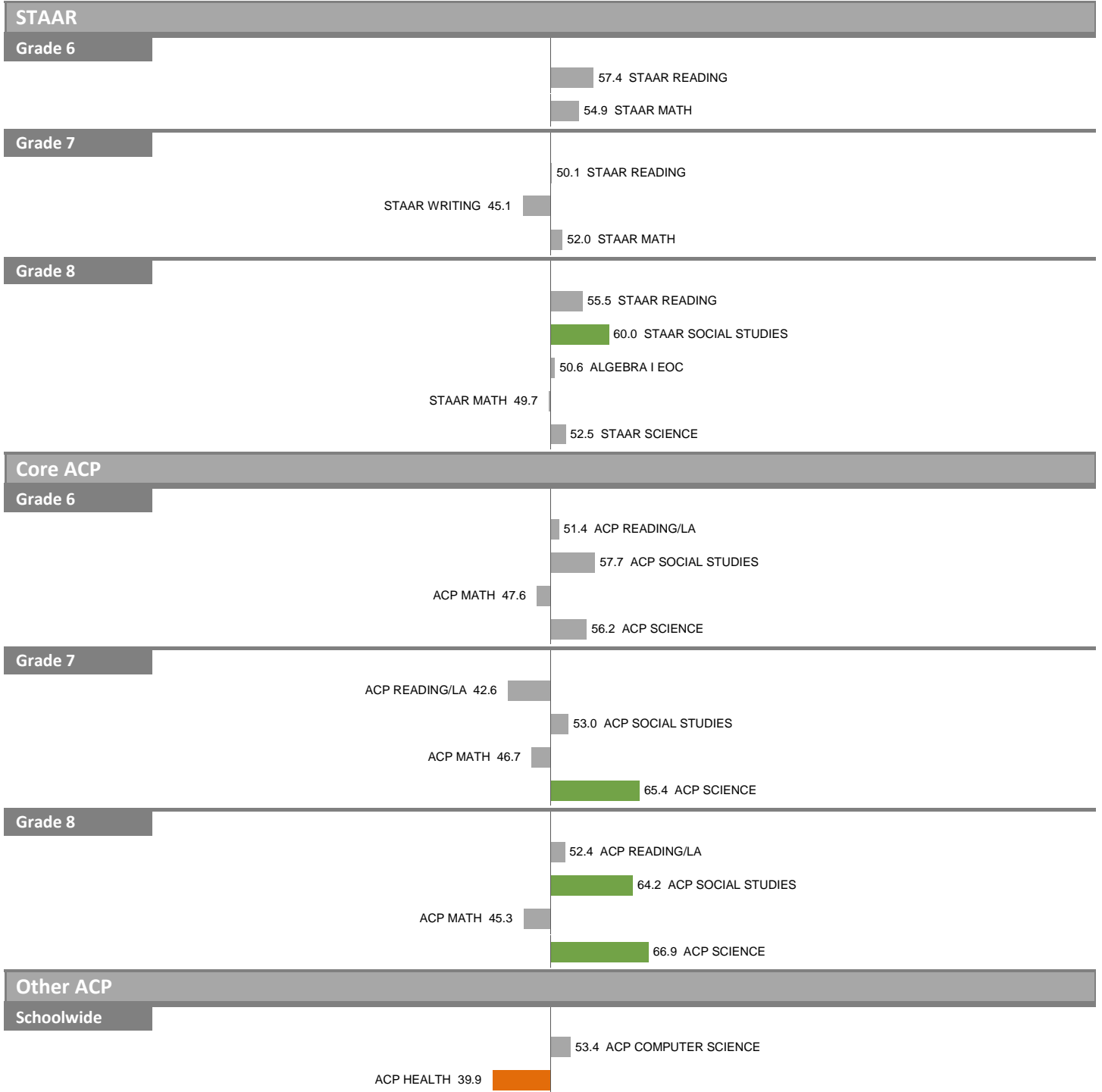
# 2013-14 School Effectiveness Index (SEI) Detail

353-ANN RICHARDS MIDDLE SCHOOL

2014-15 DIVISION 4

Overall SEI: 52.8

AEIS Rating: Met Standard



NOTES: "Overall SEI" has an average of 50 and standard deviation of 5; the range for an "average" overall SEI is 45 to 55. Component SEIs (e.g. Grade 5 STAAR READING or PSAT WRITING) each have an average of 50 and standard deviation of 10; the range for an "average" component SEI is 40 to 60. Component SEIs are computed only if at least eight tests are included.

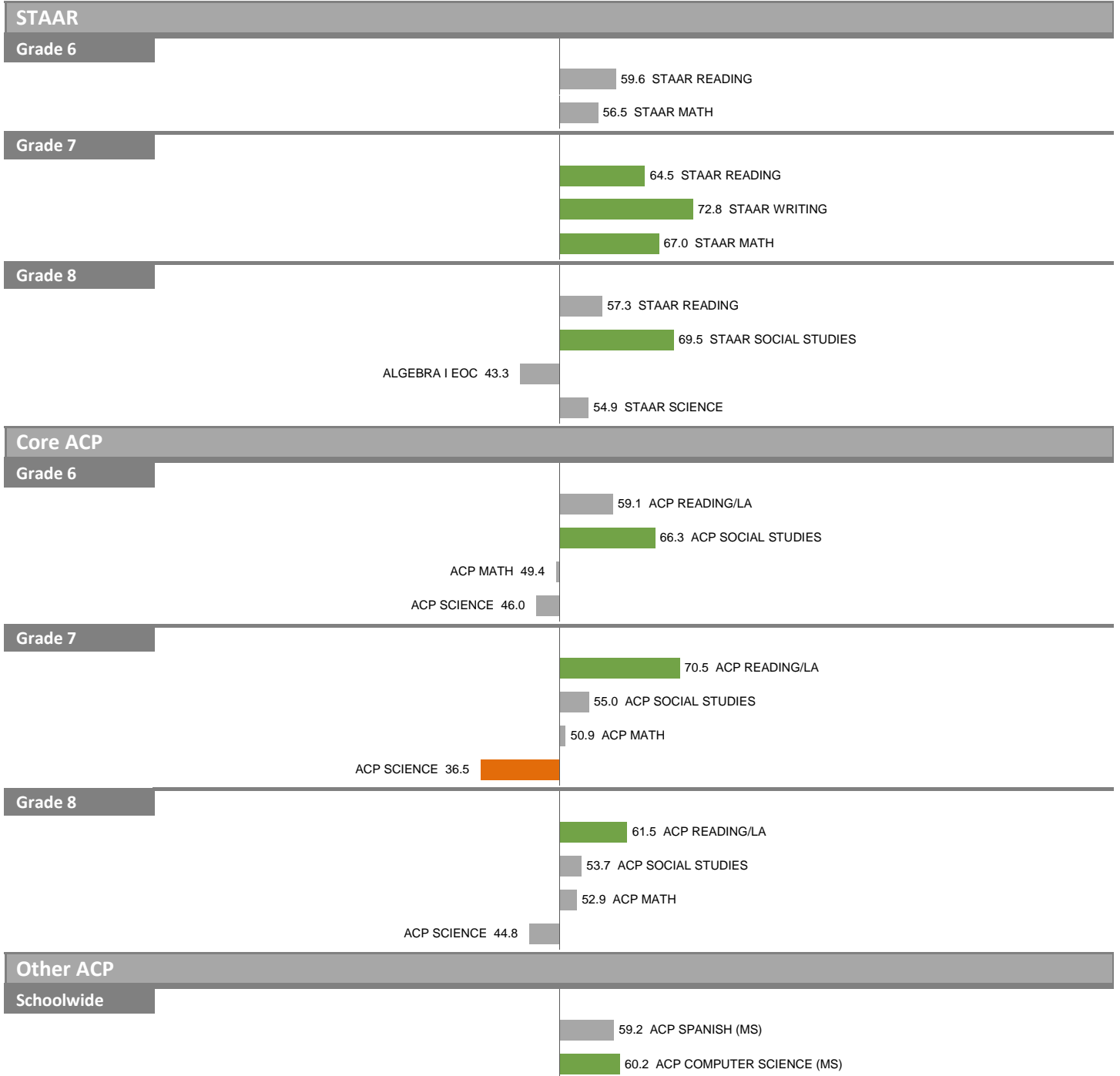
## 2013-14 School Effectiveness Index (SEI) Detail

356-IRMA L. RANGEL YOUNG WOMENS LEADERSHIP SCHOOL (M)

Overall SEI: 56.0

2014-15 DIVISION 4 (NO FP)

AEIS Rating: Met Standard



NOTES: "Overall SEI" has an average of 50 and standard deviation of 5; the range for an "average" overall SEI is 45 to 55. Component SEIs (e.g. Grade 5 STAAR READING or PSAT WRITING) each have an average of 50 and standard deviation of 10; the range for an "average" component SEI is 40 to 60. Component SEIs are computed only if at least eight tests are included.

## 2013-14 School Effectiveness Index (SEI) Detail

357–BARACK OBAMA MALE LEADERSHIP ACADEMY (MIDDLE)

Overall SEI: 52.6

2014-15 DIVISION 4 (NO FP)

AEIS Rating: Met Standard



NOTES: "Overall SEI" has an average of 50 and standard deviation of 5; the range for an "average" overall SEI is 45 to 55. Component SEIs (e.g. Grade 5 STAAR READING or PSAT WRITING) each have an average of 50 and standard deviation of 10; the range for an "average" component SEI is 40 to 60. Component SEIs are computed only if at least eight tests are included.

## 2013-14 School Effectiveness Index (SEI) Detail

381–BARACK OBAMA MALE LEADERSHIP ACADEMY (HIGH)

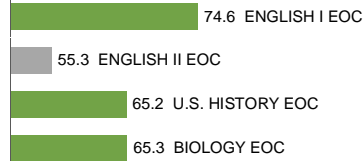
Overall SEI: 59.0

2014-15 DIVISION 4 (NO FP)

AEIS Rating: Met Standard

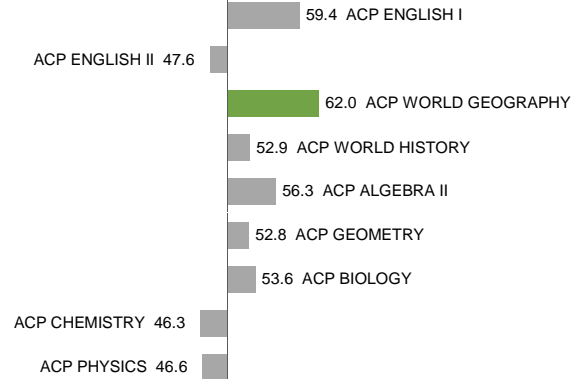
### STAAR

Schoolwide



### Core ACP

Schoolwide



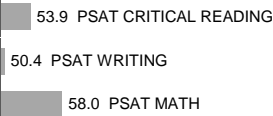
### Other ACP

Schoolwide



### Other

Schoolwide



NOTES: "Overall SEI" has an average of 50 and standard deviation of 5; the range for an "average" overall SEI is 45 to 55. Component SEIs (e.g. Grade 5 STAAR READING or PSAT WRITING) each have an average of 50 and standard deviation of 10; the range for an "average" component SEI is 40 to 60. Component SEIs are computed only if at least eight tests are included.