

# 2013-14 School Effectiveness Index (SEI) Detail

5-MOISES E. MOLINA HIGH SCHOOL

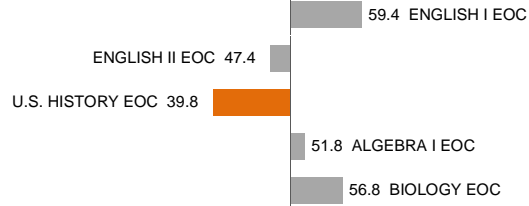
2014-15 DIVISION 3

Overall SEI: 50.8

AEIS Rating: Met Standard

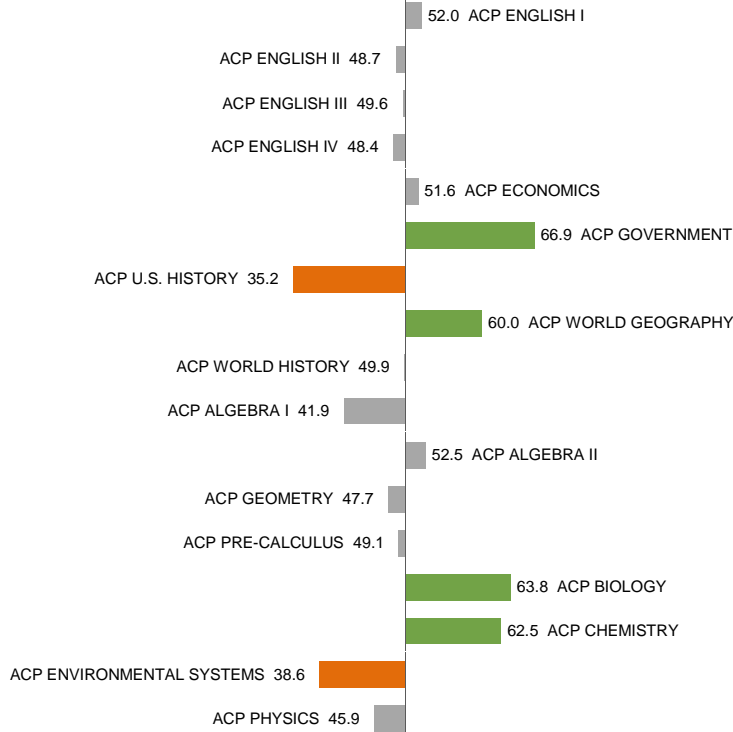
## STAAR

### Schoolwide



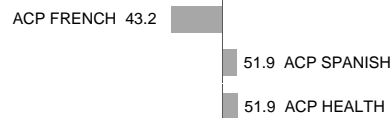
## Core ACP

### Schoolwide



## Other ACP

### Schoolwide



NOTES: "Overall SEI" has an average of 50 and standard deviation of 5; the range for an "average" overall SEI is 45 to 55. Component SEIs (e.g. Grade 5 STAAR READING or PSAT WRITING) each have an average of 50 and standard deviation of 10; the range for an "average" component SEI is 40 to 60. Component SEIs are computed only if at least eight tests are included.

## 2013-14 School Effectiveness Index (SEI) Detail

5-MOISES E. MOLINA HIGH SCHOOL


Overall SEI: 50.8

2014-15 DIVISION 3

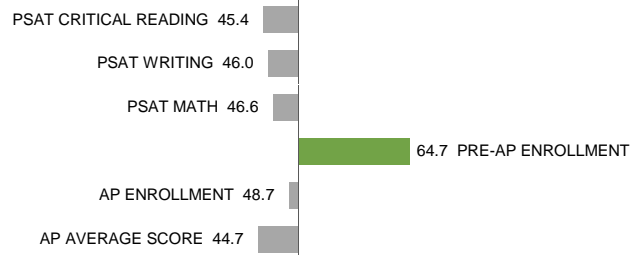
AEIS Rating: Met Standard

### Other

#### Grade 12



#### Schoolwide



NOTES: "Overall SEI" has an average of 50 and standard deviation of 5; the range for an "average" overall SEI is 45 to 55. Component SEIs (e.g. Grade 5 STAAR READING or PSAT WRITING) each have an average of 50 and standard deviation of 10; the range for an "average" component SEI is 40 to 60. Component SEIs are computed only if at least eight tests are included.

# 2013-14 School Effectiveness Index (SEI) Detail

6-HILLCREST HIGH SCHOOL

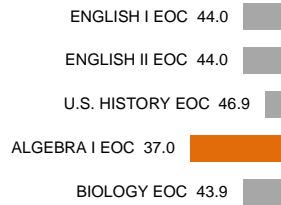
2014-15 DIVISION 3

Overall SEI: 46.1

AEIS Rating: Met Standard


## STAAR

### Schoolwide



## Core ACP

### Schoolwide



## Other ACP

### Schoolwide



NOTES: "Overall SEI" has an average of 50 and standard deviation of 5; the range for an "average" overall SEI is 45 to 55. Component SEIs (e.g. Grade 5 STAAR READING or PSAT WRITING) each have an average of 50 and standard deviation of 10; the range for an "average" component SEI is 40 to 60. Component SEIs are computed only if at least eight tests are included.

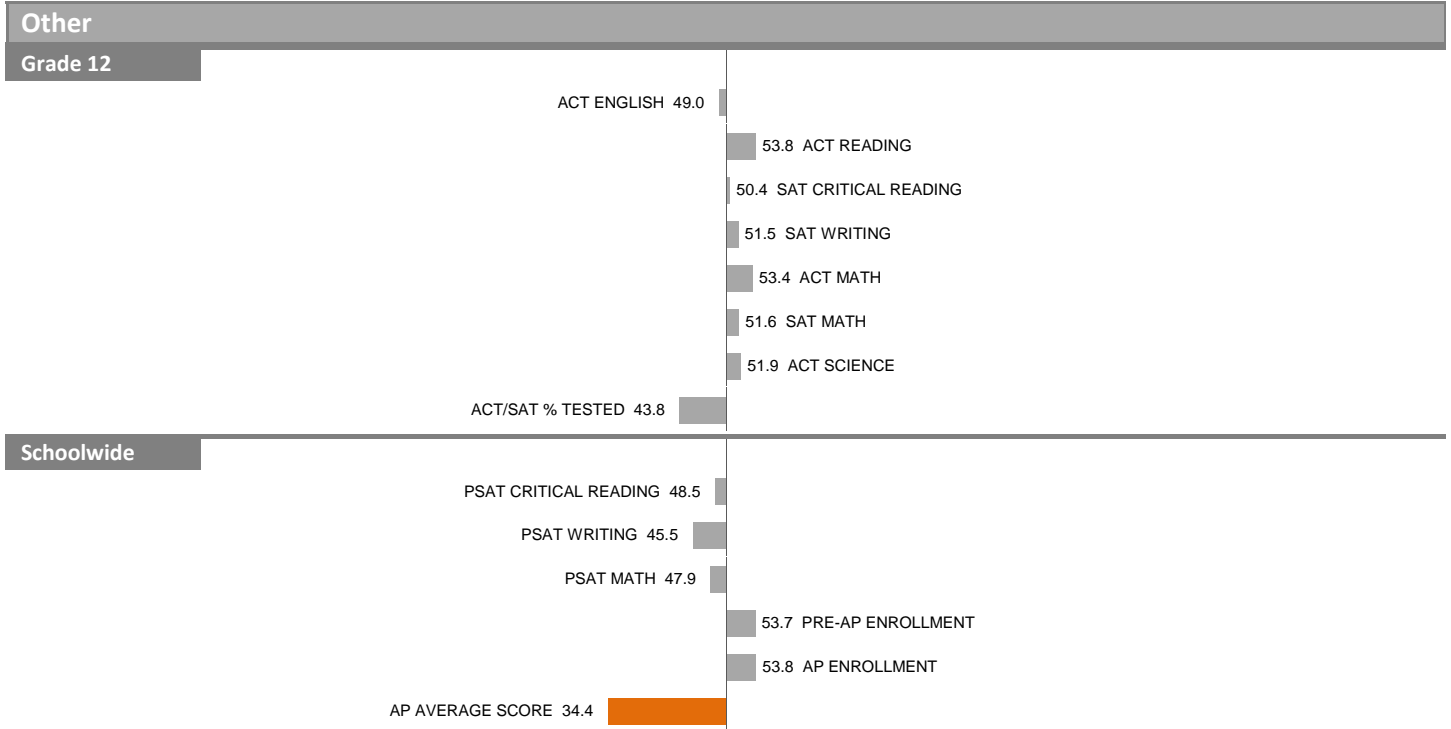
## 2013-14 School Effectiveness Index (SEI) Detail

6-HILLCREST HIGH SCHOOL

2014-15 DIVISION 3

Overall SEI: 46.1

AEIS Rating: Met Standard



NOTES: "Overall SEI" has an average of 50 and standard deviation of 5; the range for an "average" overall SEI is 45 to 55. Component SEIs (e.g. Grade 5 STAAR READING or PSAT WRITING) each have an average of 50 and standard deviation of 10; the range for an "average" component SEI is 40 to 60. Component SEIs are computed only if at least eight tests are included.

# 2013-14 School Effectiveness Index (SEI) Detail

12--L.G. PINKSTON HIGH SCHOOL

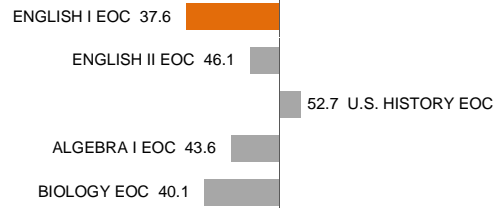
Overall SEI: 42.9

2014-15 DIVISION 3

AEIS Rating: Improvement Required

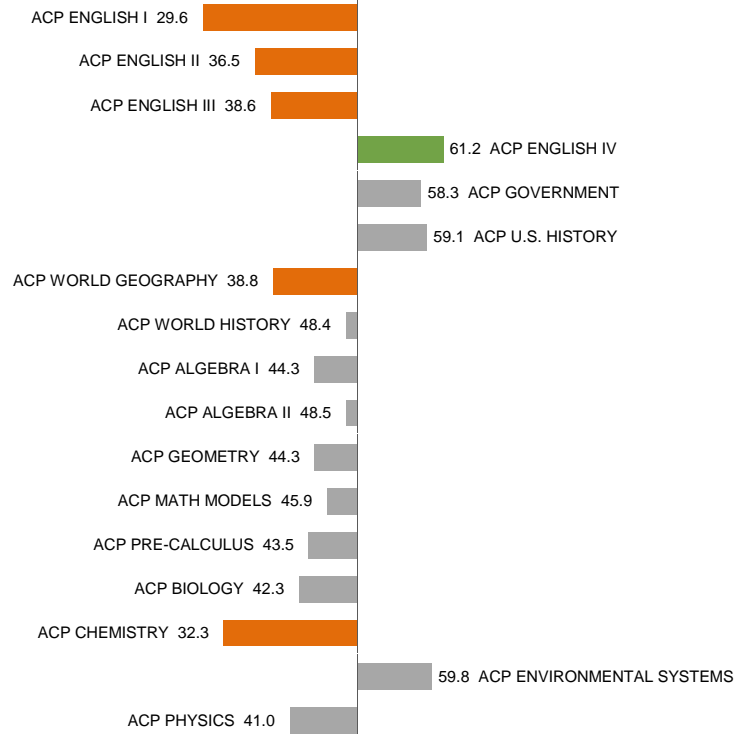
## STAAR

### Schoolwide



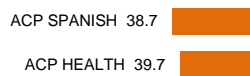
## Core ACP

### Schoolwide



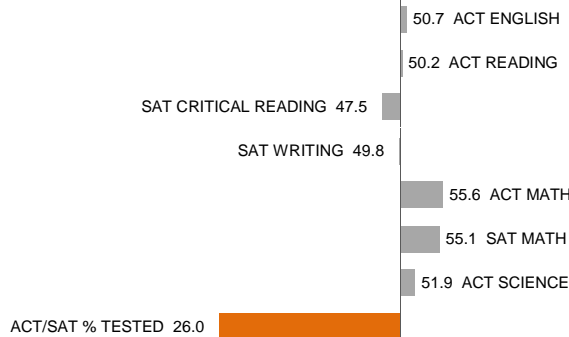
## Other ACP

### Schoolwide



## Other

### Grade 12



NOTES: "Overall SEI" has an average of 50 and standard deviation of 5; the range for an "average" overall SEI is 45 to 55. Component SEIs (e.g. Grade 5 STAAR READING or PSAT WRITING) each have an average of 50 and standard deviation of 10; the range for an "average" component SEI is 40 to 60. Component SEIs are computed only if at least eight tests are included.

# 2013-14 School Effectiveness Index (SEI) Detail

12--L.G. PINKSTON HIGH SCHOOL

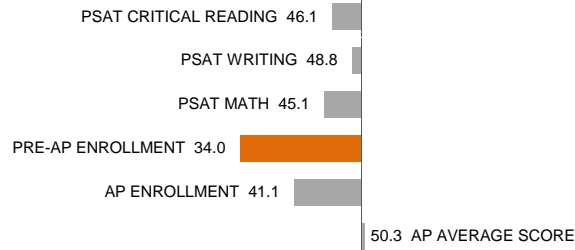
Overall SEI: 42.9

2014-15 DIVISION 3

AEIS Rating: Improvement Required

Other

Schoolwide



NOTES: "Overall SEI" has an average of 50 and standard deviation of 5; the range for an "average" overall SEI is 45 to 55. Component SEIs (e.g. Grade 5 STAAR READING or PSAT WRITING) each have an average of 50 and standard deviation of 10; the range for an "average" component SEI is 40 to 60. Component SEIs are computed only if at least eight tests are included.

# 2013-14 School Effectiveness Index (SEI) Detail

24-NORTH DALLAS HIGH SCHOOL

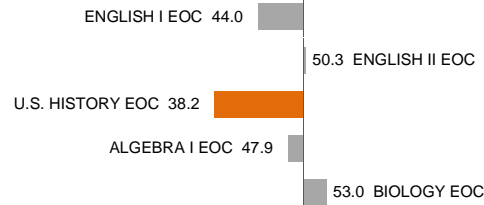
2014-15 DIVISION 3

Overall SEI: 46.5

AEIS Rating: Met Standard


## STAAR

### Schoolwide



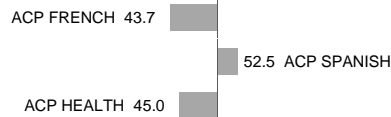
## Core ACP

### Schoolwide



## Other ACP

### Schoolwide



NOTES: "Overall SEI" has an average of 50 and standard deviation of 5; the range for an "average" overall SEI is 45 to 55. Component SEIs (e.g. Grade 5 STAAR READING or PSAT WRITING) each have an average of 50 and standard deviation of 10; the range for an "average" component SEI is 40 to 60. Component SEIs are computed only if at least eight tests are included.

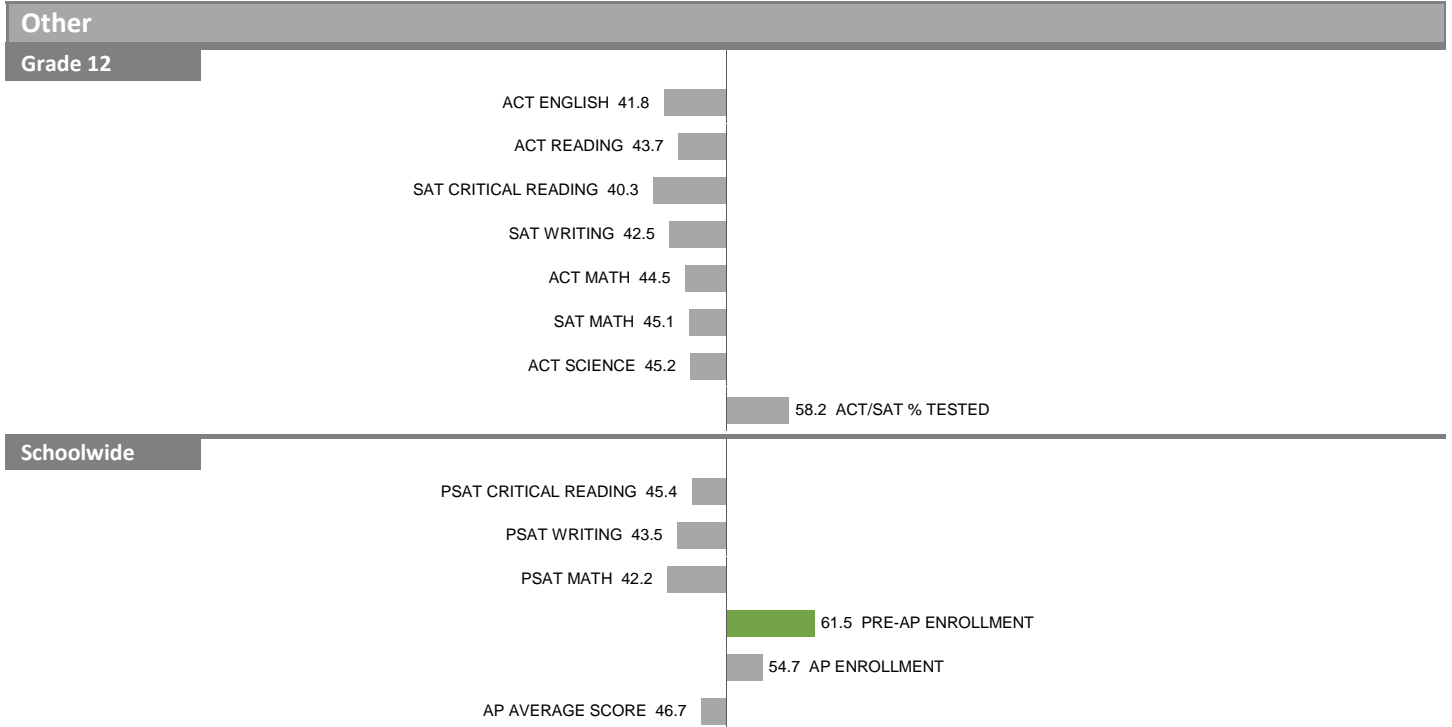
# 2013-14 School Effectiveness Index (SEI) Detail

24-NORTH DALLAS HIGH SCHOOL

2014-15 DIVISION 3

Overall SEI: 46.5

AEIS Rating: Met Standard



NOTES: "Overall SEI" has an average of 50 and standard deviation of 5; the range for an "average" overall SEI is 45 to 55. Component SEIs (e.g. Grade 5 STAAR READING or PSAT WRITING) each have an average of 50 and standard deviation of 10; the range for an "average" component SEI is 40 to 60. Component SEIs are computed only if at least eight tests are included.



# 2013-14 School Effectiveness Index (SEI) Detail

34-BOOKER T. WASHINGTON HIGH SCHOOL FOR THE ARTS

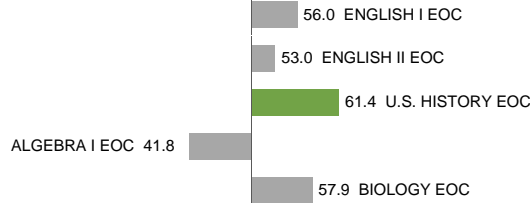
2014-15 DIVISION 3 (NO FP)

Overall SEI: 54.5

AEIS Rating: Met Standard

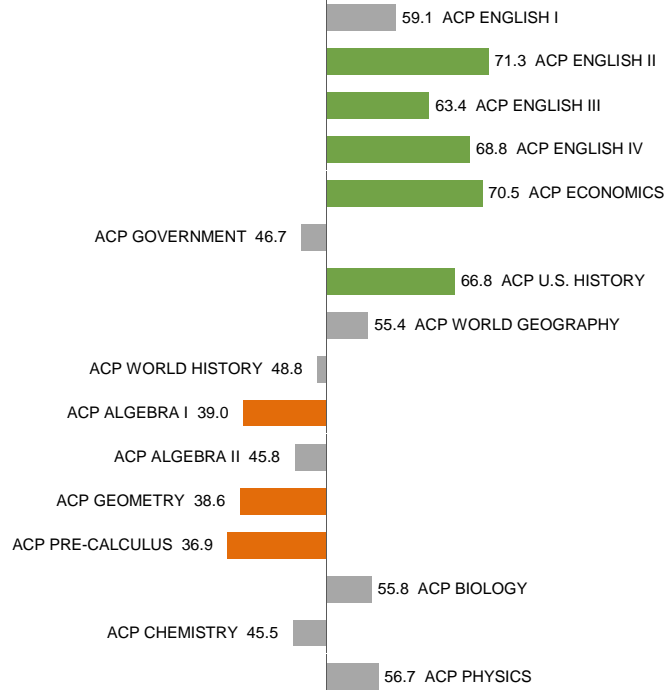
## STAAR

### Schoolwide



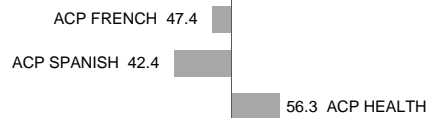
## Core ACP

### Schoolwide



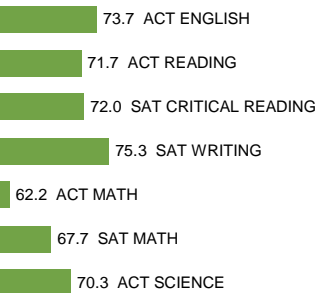
## Other ACP

### Schoolwide



## Other

### Grade 12



NOTES: "Overall SEI" has an average of 50 and standard deviation of 5; the range for an "average" overall SEI is 45 to 55. Component SEIs (e.g. Grade 5 STAAR READING or PSAT WRITING) each have an average of 50 and standard deviation of 10; the range for an "average" component SEI is 40 to 60. Component SEIs are computed only if at least eight tests are included.

# 2013-14 School Effectiveness Index (SEI) Detail

34-BOOKER T. WASHINGTON HIGH SCHOOL FOR THE ARTS

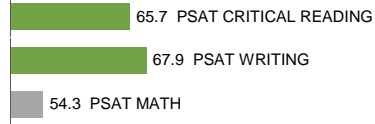
Overall SEI: 54.5

2014-15 DIVISION 3 (NO FP)

AEIS Rating: Met Standard

## Other

### Schoolwide



NOTES: "Overall SEI" has an average of 50 and standard deviation of 5; the range for an "average" overall SEI is 45 to 55. Component SEIs (e.g. Grade 5 STAAR READING or PSAT WRITING) each have an average of 50 and standard deviation of 10; the range for an "average" component SEI is 40 to 60. Component SEIs are computed only if at least eight tests are included.


# 2013-14 School Effectiveness Index (SEI) Detail

47-BENJAMIN FRANKLIN MIDDLE SCHOOL

2014-15 DIVISION 3

Overall SEI: 55.8

AEIS Rating: Met Standard



NOTES: "Overall SEI" has an average of 50 and standard deviation of 5; the range for an "average" overall SEI is 45 to 55. Component SEIs (e.g. Grade 5 STAAR READING or PSAT WRITING) each have an average of 50 and standard deviation of 10; the range for an "average" component SEI is 40 to 60. Component SEIs are computed only if at least eight tests are included.


# 2013-14 School Effectiveness Index (SEI) Detail

55--T.J. RUSK MIDDLE SCHOOL

2014-15 DIVISION 3

Overall SEI: 50.3

AEIS Rating: Met Standard



NOTES: "Overall SEI" has an average of 50 and standard deviation of 5; the range for an "average" overall SEI is 45 to 55. Component SEIs (e.g. Grade 5 STAAR READING or PSAT WRITING) each have an average of 50 and standard deviation of 10; the range for an "average" component SEI is 40 to 60. Component SEIs are computed only if at least eight tests are included.

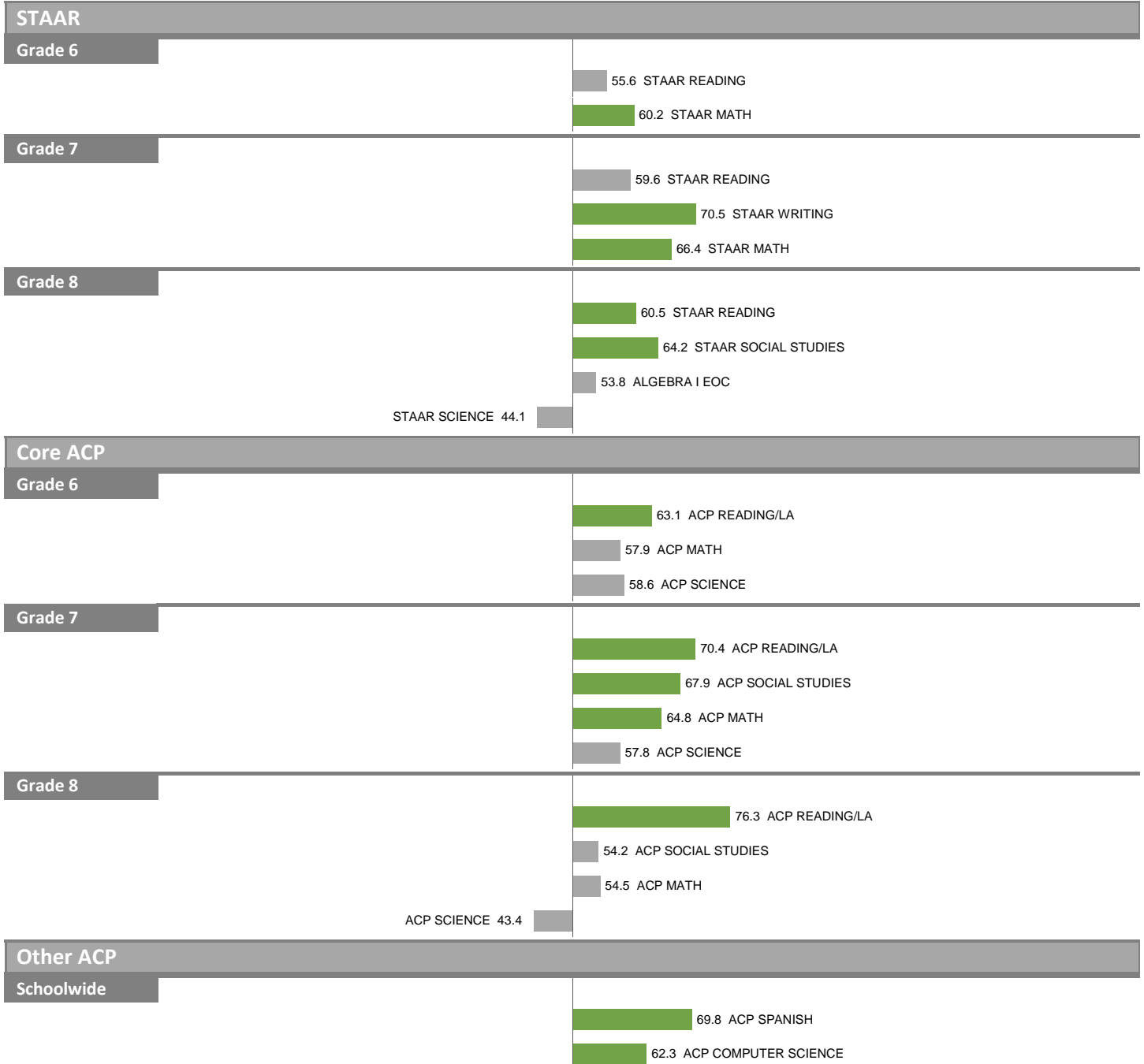
## 2013-14 School Effectiveness Index (SEI) Detail

57–WILLIAM B. TRAVIS ACADEMY FOR TALENTED AND GIFTED

Overall SEI: 58.9

2014-15 DIVISION 3 (NO FP)

AEIS Rating: Met Standard



NOTES: "Overall SEI" has an average of 50 and standard deviation of 5; the range for an "average" overall SEI is 45 to 55. Component SEIs (e.g. Grade 5 STAAR READING or PSAT WRITING) each have an average of 50 and standard deviation of 10; the range for an "average" component SEI is 40 to 60. Component SEIs are computed only if at least eight tests are included.


# 2013-14 School Effectiveness Index (SEI) Detail

58--ALEX W. SPENCE MIDDLE SCHOOL

2014-15 DIVISION 3

Overall SEI: 45.7

AEIS Rating: Met Standard



NOTES: "Overall SEI" has an average of 50 and standard deviation of 5; the range for an "average" overall SEI is 45 to 55. Component SEIs (e.g. Grade 5 STAAR READING or PSAT WRITING) each have an average of 50 and standard deviation of 10; the range for an "average" component SEI is 40 to 60. Component SEIs are computed only if at least eight tests are included.


# 2013-14 School Effectiveness Index (SEI) Detail

59--L.V. STOCKARD MIDDLE SCHOOL

2014-15 DIVISION 3

Overall SEI: 52.5

AEIS Rating: Met Standard



NOTES: "Overall SEI" has an average of 50 and standard deviation of 5; the range for an "average" overall SEI is 45 to 55. Component SEIs (e.g. Grade 5 STAAR READING or PSAT WRITING) each have an average of 50 and standard deviation of 10; the range for an "average" component SEI is 40 to 60. Component SEIs are computed only if at least eight tests are included.

# 2013-14 School Effectiveness Index (SEI) Detail

71-DALLAS ENVIRONMENTAL SCIENCE ACADEMY

2014-15 DIVISION 3 (NO FP)

Overall SEI: 55.1

AEIS Rating: Met Standard



NOTES: "Overall SEI" has an average of 50 and standard deviation of 5; the range for an "average" overall SEI is 45 to 55. Component SEIs (e.g. Grade 5 STAAR READING or PSAT WRITING) each have an average of 50 and standard deviation of 10; the range for an "average" component SEI is 40 to 60. Component SEIs are computed only if at least eight tests are included.



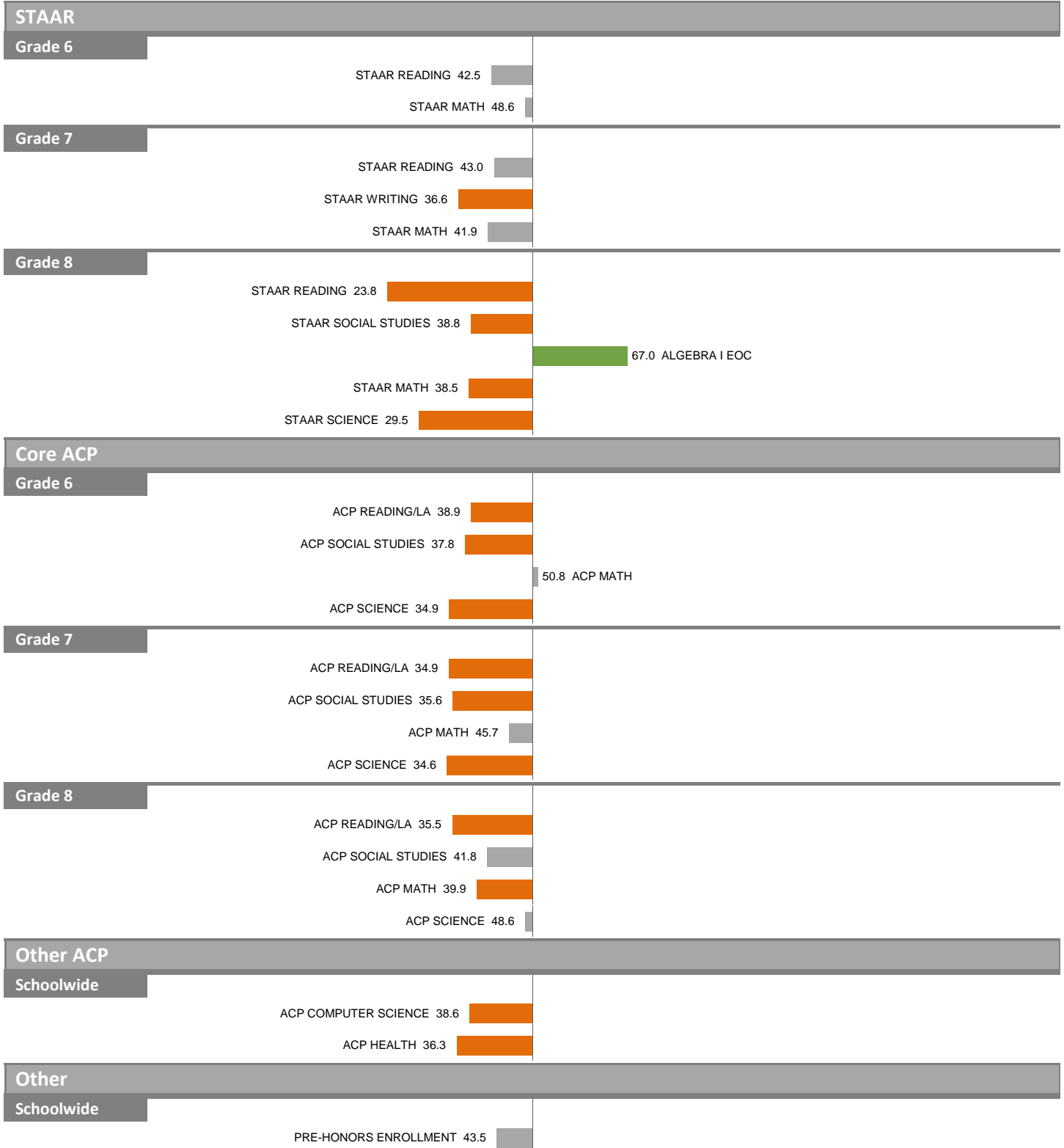
# 2013-14 School Effectiveness Index (SEI) Detail

74-THOMAS A. EDISON MIDDLE SCHOOL

Overall SEI: 41.5

2014-15 DIVISION 3

AEIS Rating: Improvement Required



NOTES: "Overall SEI" has an average of 50 and standard deviation of 5; the range for an "average" overall SEI is 45 to 55. Component SEIs (e.g. Grade 5 STAAR READING or PSAT WRITING) each have an average of 50 and standard deviation of 10; the range for an "average" component SEI is 40 to 60. Component SEIs are computed only if at least eight tests are included.

## 2013-14 School Effectiveness Index (SEI) Detail

88–TRINIDAD GARZA EARLY COLLEGE HIGH SCHOOL

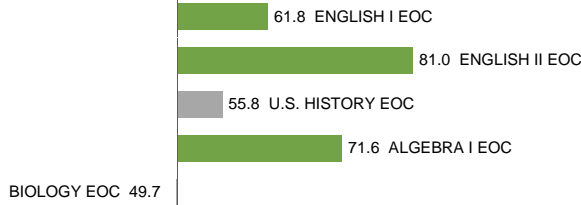
Overall SEI: 58.8

2014-15 DIVISION 3 (NO FP)

AEIS Rating: Met Standard

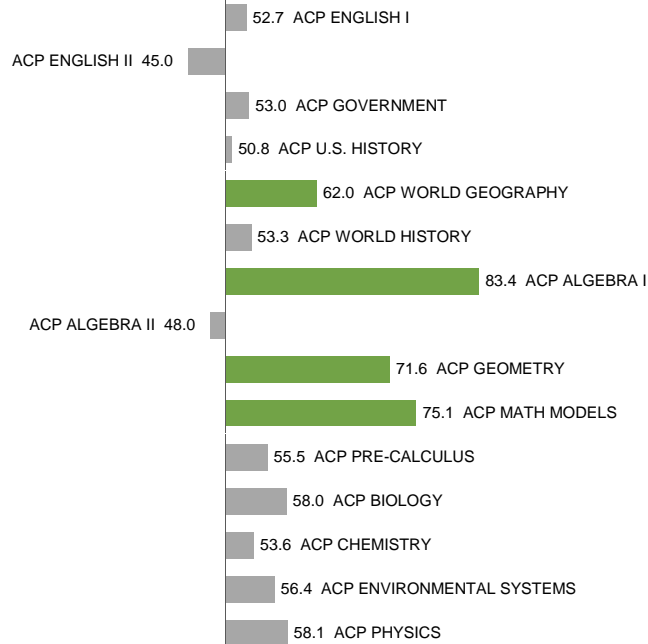
### STAAR

#### Schoolwide



### Core ACP

#### Schoolwide



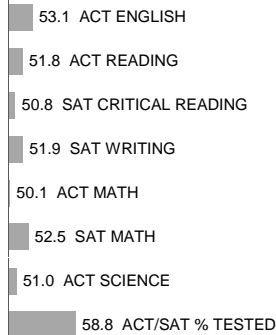
### Other ACP

#### Schoolwide

57.7 ACP SPANISH

### Other

#### Grade 12



NOTES: "Overall SEI" has an average of 50 and standard deviation of 5; the range for an "average" overall SEI is 45 to 55. Component SEIs (e.g. Grade 5 STAAR READING or PSAT WRITING) each have an average of 50 and standard deviation of 10; the range for an "average" component SEI is 40 to 60. Component SEIs are computed only if at least eight tests are included.

# 2013-14 School Effectiveness Index (SEI) Detail

88–TRINIDAD GARZA EARLY COLLEGE HIGH SCHOOL

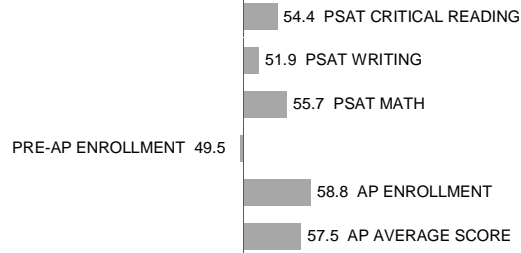
Overall SEI: 58.8

2014-15 DIVISION 3 (NO FP)

AEIS Rating: Met Standard

Other

Schoolwide



NOTES: "Overall SEI" has an average of 50 and standard deviation of 5; the range for an "average" overall SEI is 45 to 55. Component SEIs (e.g. Grade 5 STAAR READING or PSAT WRITING) each have an average of 50 and standard deviation of 10; the range for an "average" component SEI is 40 to 60. Component SEIs are computed only if at least eight tests are included.

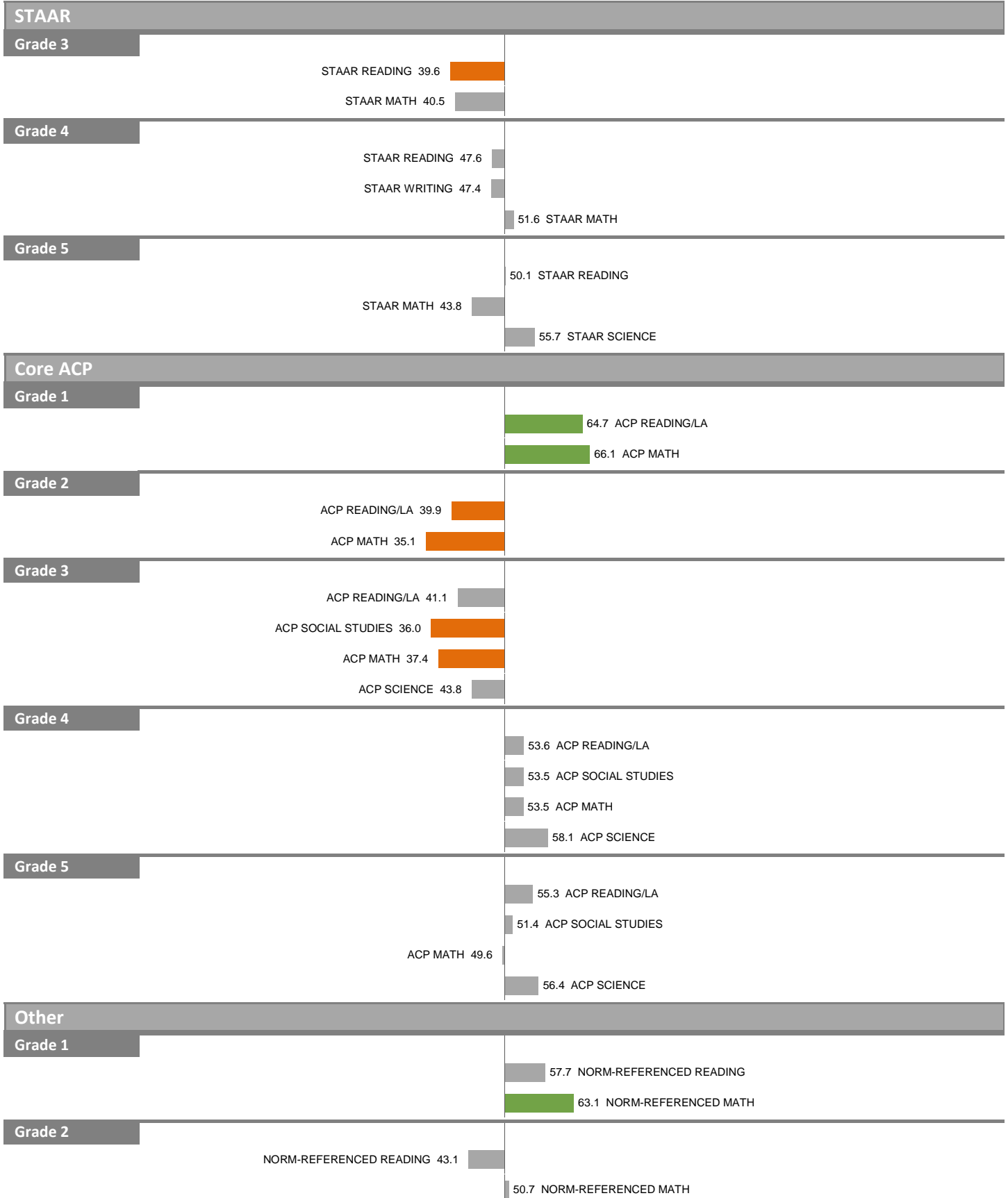
# 2013-14 School Effectiveness Index (SEI) Detail

103—GABE P. ALLEN CHARTER SCHOOL

2014-15 DIVISION 3

Overall SEI: 49.4

AEIS Rating: Met Standard



NOTES: "Overall SEI" has an average of 50 and standard deviation of 5; the range for an "average" overall SEI is 45 to 55. Component SEIs (e.g. Grade 5 STAAR READING or PSAT WRITING) each have an average of 50 and standard deviation of 10; the range for an "average" component SEI is 40 to 60. Component SEIs are computed only if at least eight tests are included.

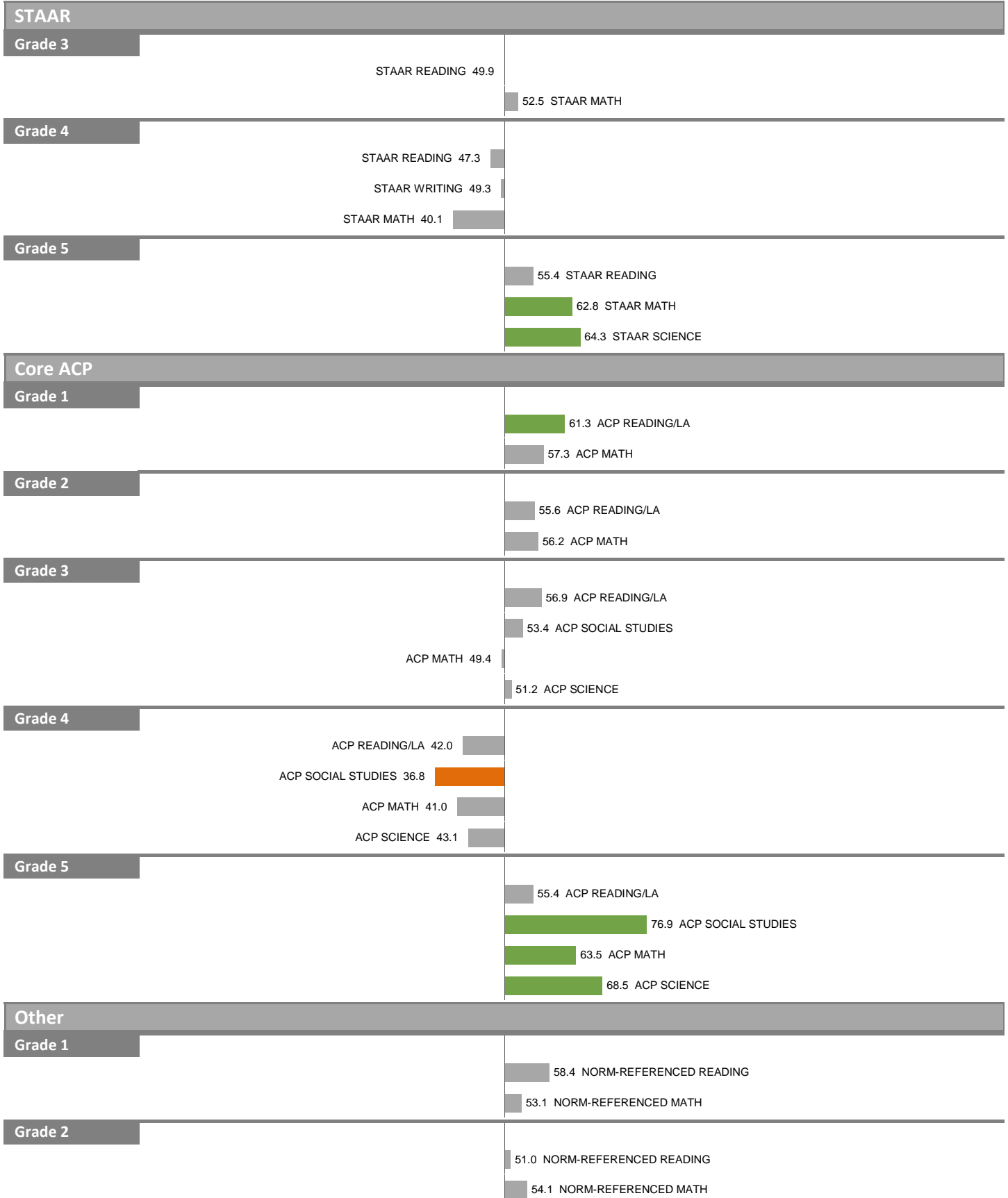
# 2013-14 School Effectiveness Index (SEI) Detail

105--ARCADIA PARK ELEMENTARY SCHOOL

2014-15 DIVISION 3

Overall SEI: 52.9

AEIS Rating: Met Standard



NOTES: "Overall SEI" has an average of 50 and standard deviation of 5; the range for an "average" overall SEI is 45 to 55. Component SEIs (e.g. Grade 5 STAAR READING or PSAT WRITING) each have an average of 50 and standard deviation of 10; the range for an "average" component SEI is 40 to 60. Component SEIs are computed only if at least eight tests are included.

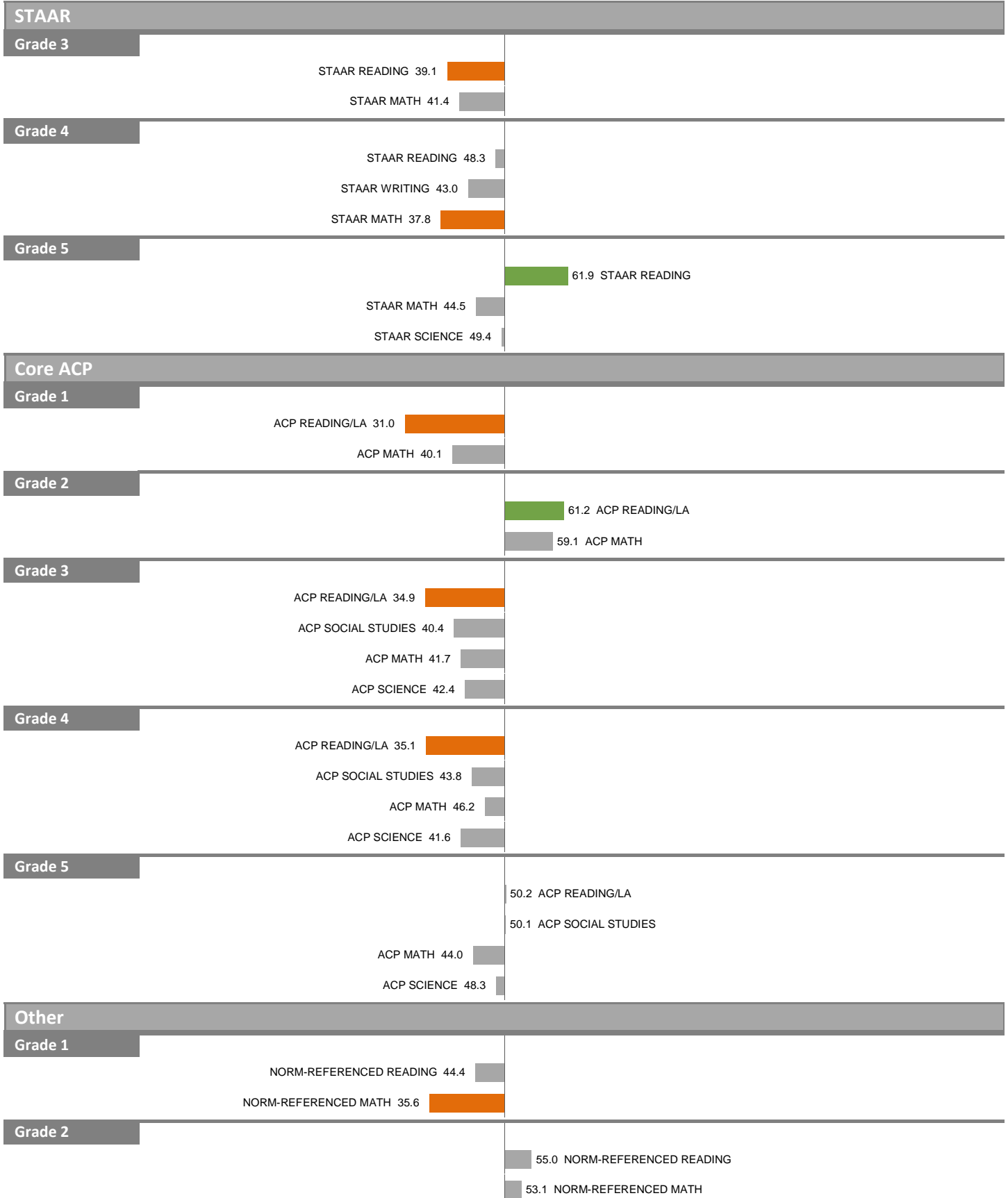
# 2013-14 School Effectiveness Index (SEI) Detail

122-C.F. CARR ELEMENTARY SCHOOL

Overall SEI: 46.2

2014-15 DIVISION 3

AEIS Rating: Improvement Required



NOTES: "Overall SEI" has an average of 50 and standard deviation of 5; the range for an "average" overall SEI is 45 to 55. Component SEIs (e.g. Grade 5 STAAR READING or PSAT WRITING) each have an average of 50 and standard deviation of 10; the range for an "average" component SEI is 40 to 60. Component SEIs are computed only if at least eight tests are included.


# 2013-14 School Effectiveness Index (SEI) Detail

124—GEORGE W. CARVER LEARNING CENTER

Overall SEI: 42.9

2014-15 DIVISION 3

AEIS Rating: Improvement Required



NOTES: "Overall SEI" has an average of 50 and standard deviation of 5; the range for an "average" overall SEI is 45 to 55. Component SEIs (e.g. Grade 5 STAAR READING or PSAT WRITING) each have an average of 50 and standard deviation of 10; the range for an "average" component SEI is 40 to 60. Component SEIs are computed only if at least eight tests are included.


# 2013-14 School Effectiveness Index (SEI) Detail

130–LEILA P. COWART ELEMENTARY SCHOOL

2014-15 DIVISION 3

Overall SEI: 51.5

AEIS Rating: Met Standard



NOTES: "Overall SEI" has an average of 50 and standard deviation of 5; the range for an "average" overall SEI is 45 to 55. Component SEIs (e.g. Grade 5 STAAR READING or PSAT WRITING) each have an average of 50 and standard deviation of 10; the range for an "average" component SEI is 40 to 60. Component SEIs are computed only if at least eight tests are included.




# 2013-14 School Effectiveness Index (SEI) Detail

131-IGNACIO ZARAGOZA ELEMENTARY SCHOOL

2014-15 DIVISION 3

Overall SEI: 54.8

AEIS Rating: Met Standard



NOTES: "Overall SEI" has an average of 50 and standard deviation of 5; the range for an "average" overall SEI is 45 to 55. Component SEIs (e.g. Grade 5 STAAR READING or PSAT WRITING) each have an average of 50 and standard deviation of 10; the range for an "average" component SEI is 40 to 60. Component SEIs are computed only if at least eight tests are included.


# 2013-14 School Effectiveness Index (SEI) Detail

140-AMELIA EARHART LEARNING CENTER

2014-15 DIVISION 3

Overall SEI: 49.5

AEIS Rating: Met Standard



NOTES: "Overall SEI" has an average of 50 and standard deviation of 5; the range for an "average" overall SEI is 45 to 55. Component SEIs (e.g. Grade 5 STAAR READING or PSAT WRITING) each have an average of 50 and standard deviation of 10; the range for an "average" component SEI is 40 to 60. Component SEIs are computed only if at least eight tests are included.

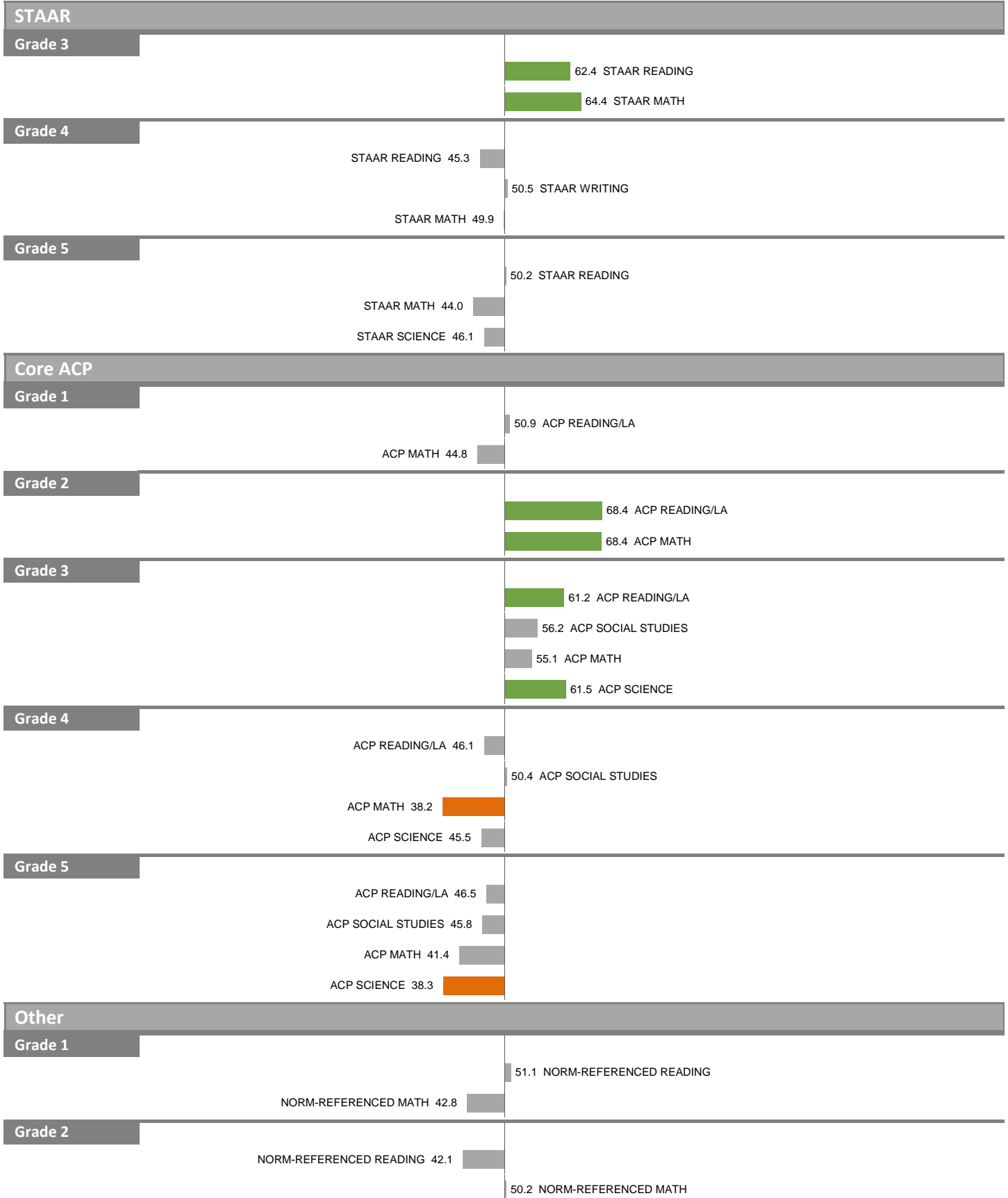
# 2013-14 School Effectiveness Index (SEI) Detail

160-SAM HOUSTON ELEMENTARY SCHOOL

2014-15 DIVISION 3

Overall SEI: 50.2

AEIS Rating: Met Standard



NOTES: "Overall SEI" has an average of 50 and standard deviation of 5; the range for an "average" overall SEI is 45 to 55. Component SEIs (e.g. Grade 5 STAAR READING or PSAT WRITING) each have an average of 50 and standard deviation of 10; the range for an "average" component SEI is 40 to 60. Component SEIs are computed only if at least eight tests are included.

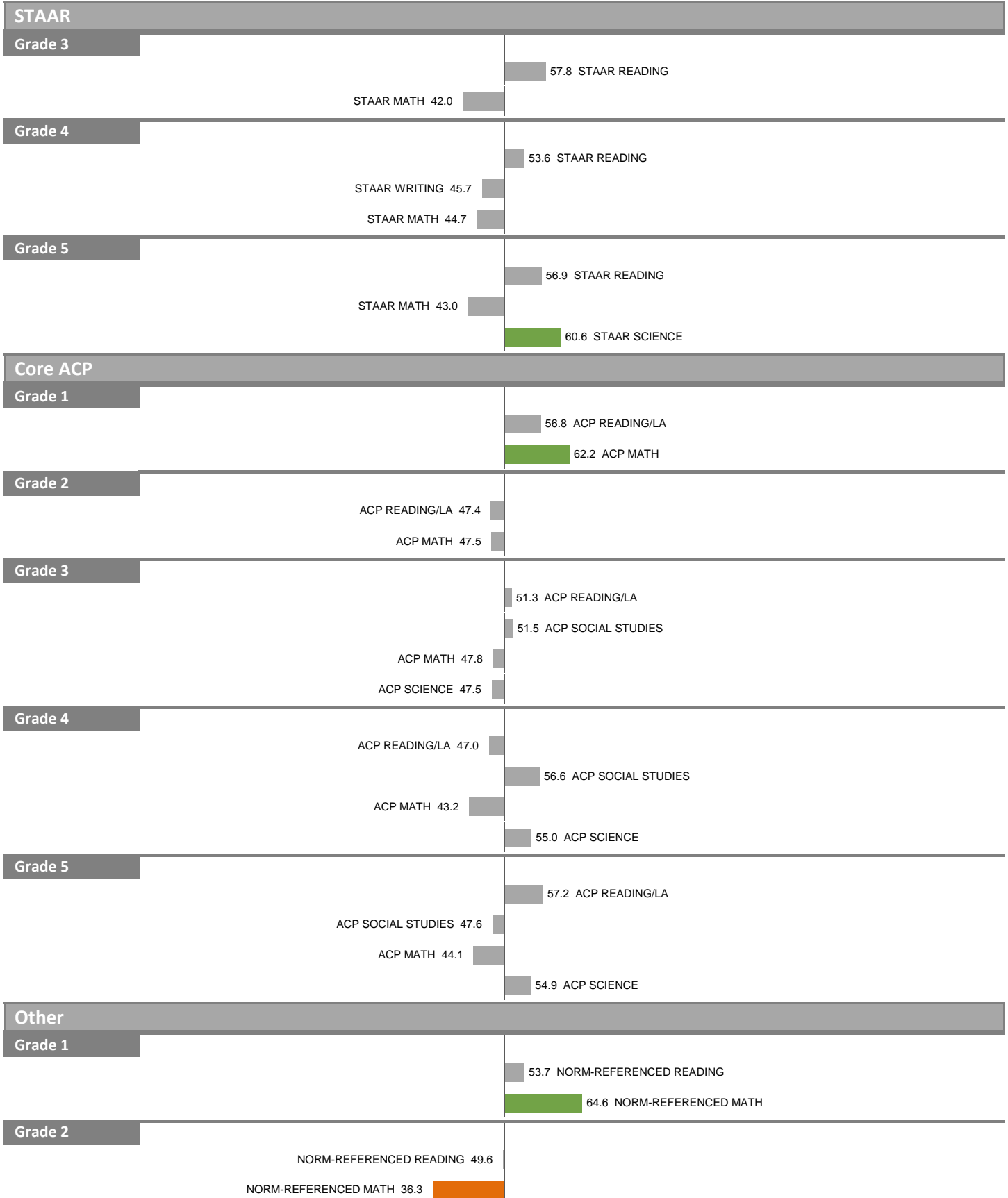
# 2013-14 School Effectiveness Index (SEI) Detail

169-ARTHUR KRAMER ELEMENTARY SCHOOL

2014-15 DIVISION 3

Overall SEI: 50.7

AEIS Rating: Met Standard



NOTES: "Overall SEI" has an average of 50 and standard deviation of 5; the range for an "average" overall SEI is 45 to 55. Component SEIs (e.g. Grade 5 STAAR READING or PSAT WRITING) each have an average of 50 and standard deviation of 10; the range for an "average" component SEI is 40 to 60. Component SEIs are computed only if at least eight tests are included.

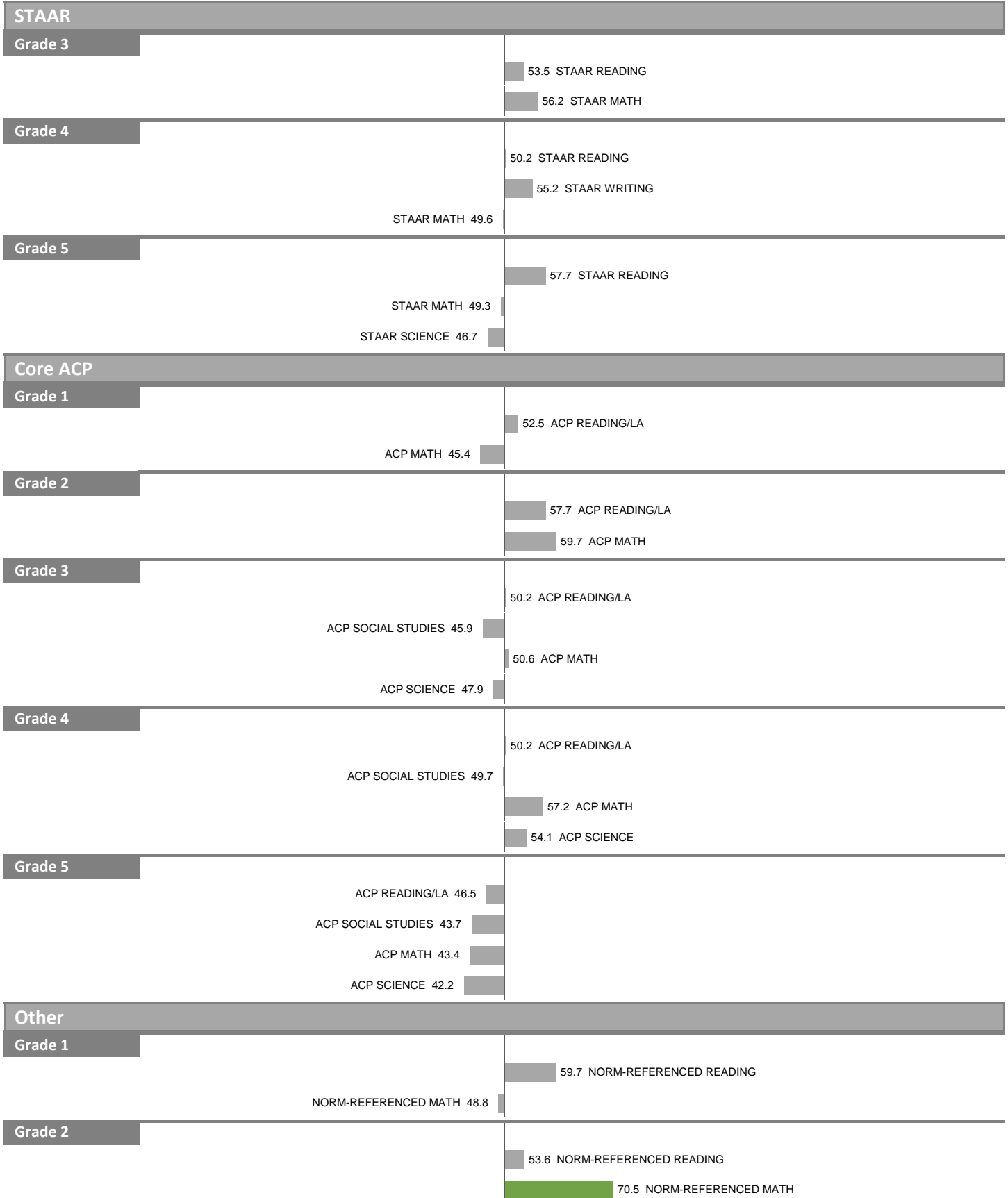
# 2013-14 School Effectiveness Index (SEI) Detail

173-SIDNEY LANIER ELEMENTARY SCHOOL

2014-15 DIVISION 3

Overall SEI: 52.7

AEIS Rating: Met Standard



NOTES: "Overall SEI" has an average of 50 and standard deviation of 5; the range for an "average" overall SEI is 45 to 55. Component SEIs (e.g. Grade 5 STAAR READING or PSAT WRITING) each have an average of 50 and standard deviation of 10; the range for an "average" component SEI is 40 to 60. Component SEIs are computed only if at least eight tests are included.

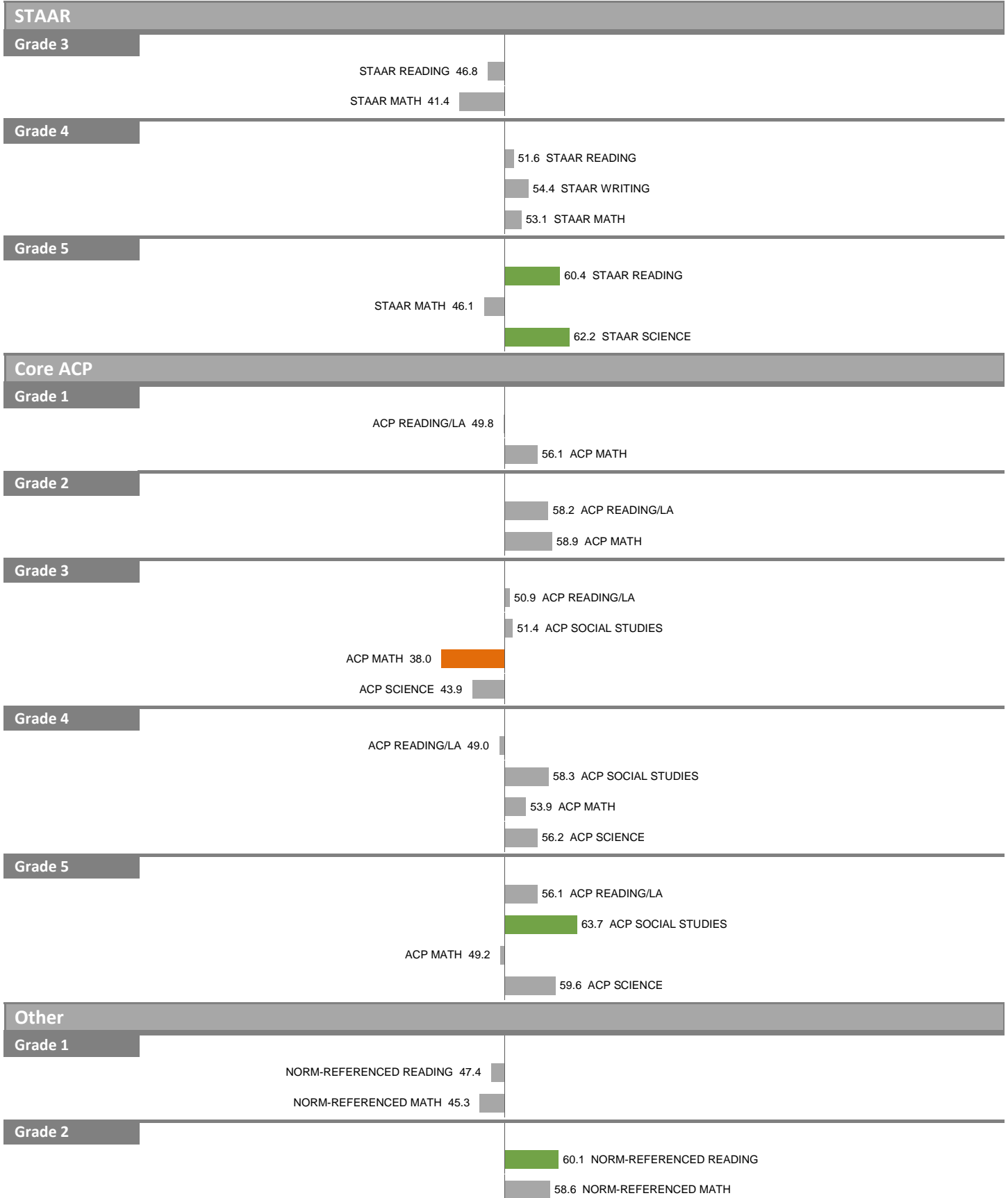
# 2013-14 School Effectiveness Index (SEI) Detail

181-MAPLE LAWN ELEMENTARY SCHOOL

Overall SEI: 52.2

2014-15 DIVISION 3

AEIS Rating: Met Standard



NOTES: "Overall SEI" has an average of 50 and standard deviation of 5; the range for an "average" overall SEI is 45 to 55. Component SEIs (e.g. Grade 5 STAAR READING or PSAT WRITING) each have an average of 50 and standard deviation of 10; the range for an "average" component SEI is 40 to 60. Component SEIs are computed only if at least eight tests are included.


# 2013-14 School Effectiveness Index (SEI) Detail

184-BEN MILAM ELEMENTARY SCHOOL

2014-15 DIVISION 3

Overall SEI: 54.2

AEIS Rating: Met Standard



NOTES: "Overall SEI" has an average of 50 and standard deviation of 5; the range for an "average" overall SEI is 45 to 55. Component SEIs (e.g. Grade 5 STAAR READING or PSAT WRITING) each have an average of 50 and standard deviation of 10; the range for an "average" component SEI is 40 to 60. Component SEIs are computed only if at least eight tests are included.

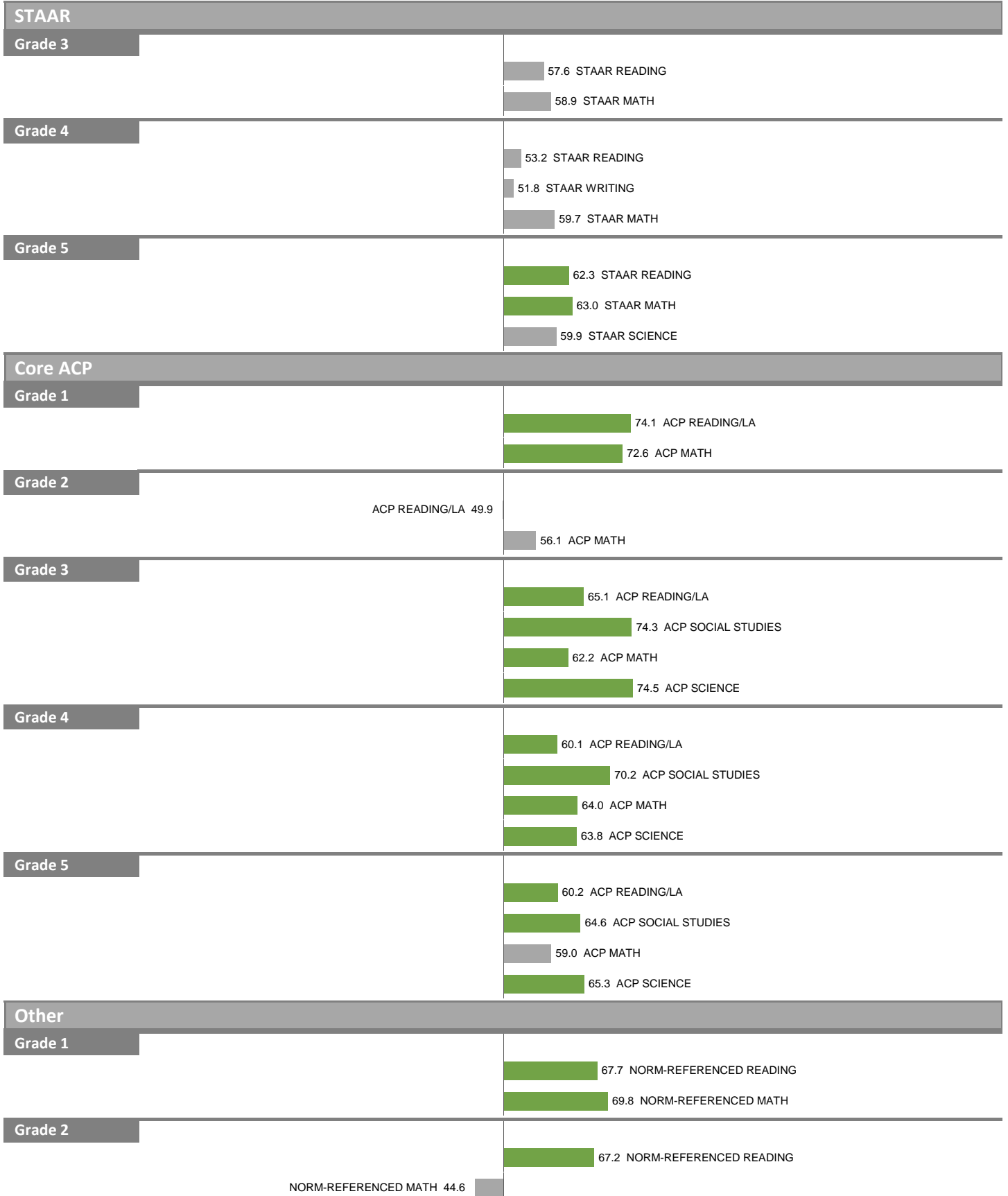
# 2013-14 School Effectiveness Index (SEI) Detail

193-JOHN J. PERSHING ELEMENTARY SCHOOL

2014-15 DIVISION 3

Overall SEI: 59.4

AEIS Rating: Met Standard



NOTES: "Overall SEI" has an average of 50 and standard deviation of 5; the range for an "average" overall SEI is 45 to 55. Component SEIs (e.g. Grade 5 STAAR READING or PSAT WRITING) each have an average of 50 and standard deviation of 10; the range for an "average" component SEI is 40 to 60. Component SEIs are computed only if at least eight tests are included.



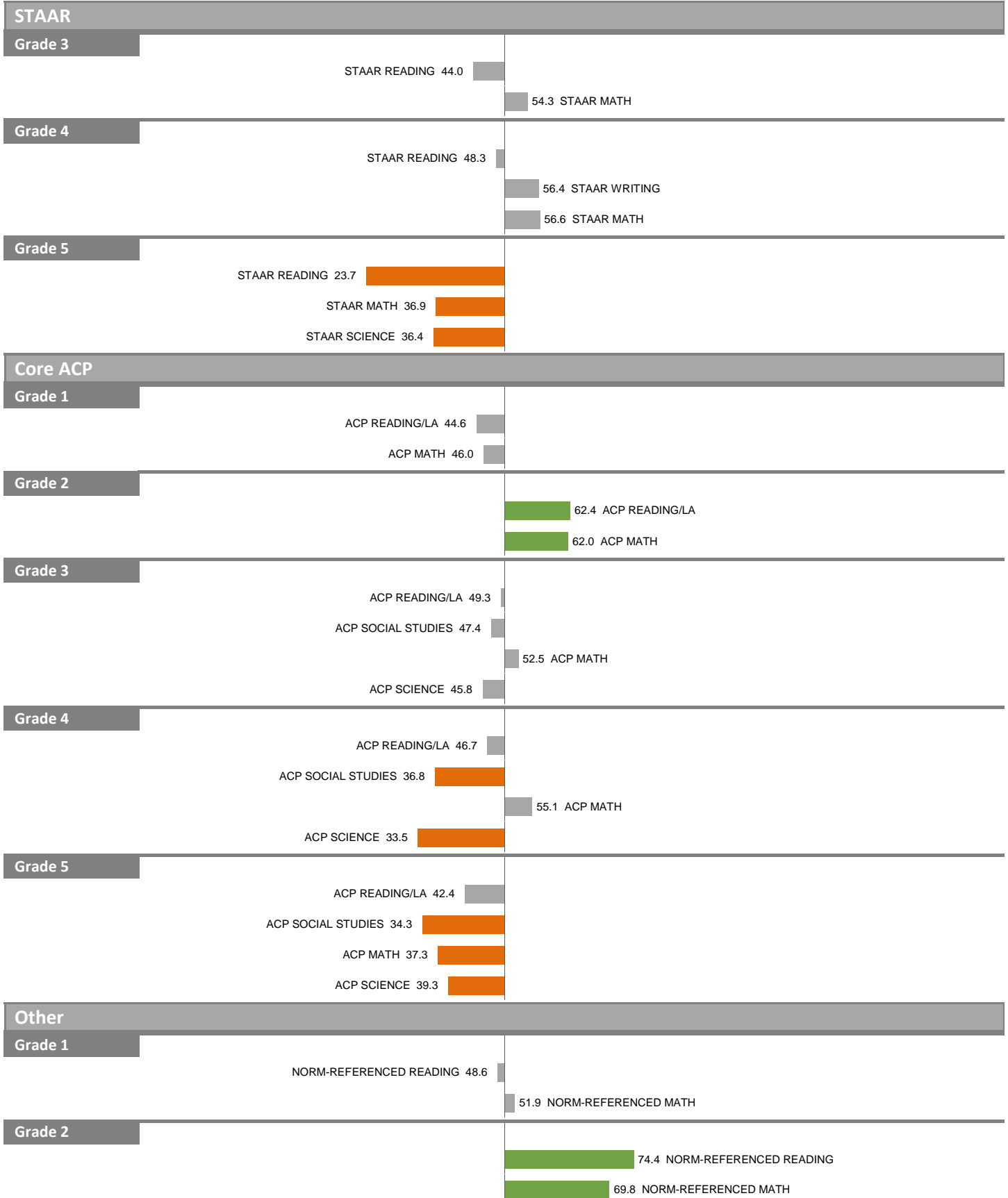
# 2013-14 School Effectiveness Index (SEI) Detail

195—PRESTON HOLLOW ELEMENTARY SCHOOL

Overall SEI: 49.2

2014-15 DIVISION 3

AEIS Rating: Met Standard



NOTES: "Overall SEI" has an average of 50 and standard deviation of 5; the range for an "average" overall SEI is 45 to 55. Component SEIs (e.g. Grade 5 STAAR READING or PSAT WRITING) each have an average of 50 and standard deviation of 10; the range for an "average" component SEI is 40 to 60. Component SEIs are computed only if at least eight tests are included.


# 2013-14 School Effectiveness Index (SEI) Detail

196-J.W. RAY LEARNING CENTER

Overall SEI: 41.8

2014-15 DIVISION 3

AEIS Rating: Improvement Required



NOTES: "Overall SEI" has an average of 50 and standard deviation of 5; the range for an "average" overall SEI is 45 to 55. Component SEIs (e.g. Grade 5 STAAR READING or PSAT WRITING) each have an average of 50 and standard deviation of 10; the range for an "average" component SEI is 40 to 60. Component SEIs are computed only if at least eight tests are included.


# 2013-14 School Effectiveness Index (SEI) Detail

203–DAN D. ROGERS ELEMENTARY SCHOOL

Overall SEI: 55.3

2014-15 DIVISION 3

AEIS Rating: Met Standard



NOTES: "Overall SEI" has an average of 50 and standard deviation of 5; the range for an "average" overall SEI is 45 to 55. Component SEIs (e.g. Grade 5 STAAR READING or PSAT WRITING) each have an average of 50 and standard deviation of 10; the range for an "average" component SEI is 40 to 60. Component SEIs are computed only if at least eight tests are included.


# 2013-14 School Effectiveness Index (SEI) Detail

211–STEVENS PARK ELEMENTARY SCHOOL

Overall SEI: 48.2

2014-15 DIVISION 3

AEIS Rating: Met Standard



NOTES: "Overall SEI" has an average of 50 and standard deviation of 5; the range for an "average" overall SEI is 45 to 55. Component SEIs (e.g. Grade 5 STAAR READING or PSAT WRITING) each have an average of 50 and standard deviation of 10; the range for an "average" component SEI is 40 to 60. Component SEIs are computed only if at least eight tests are included.

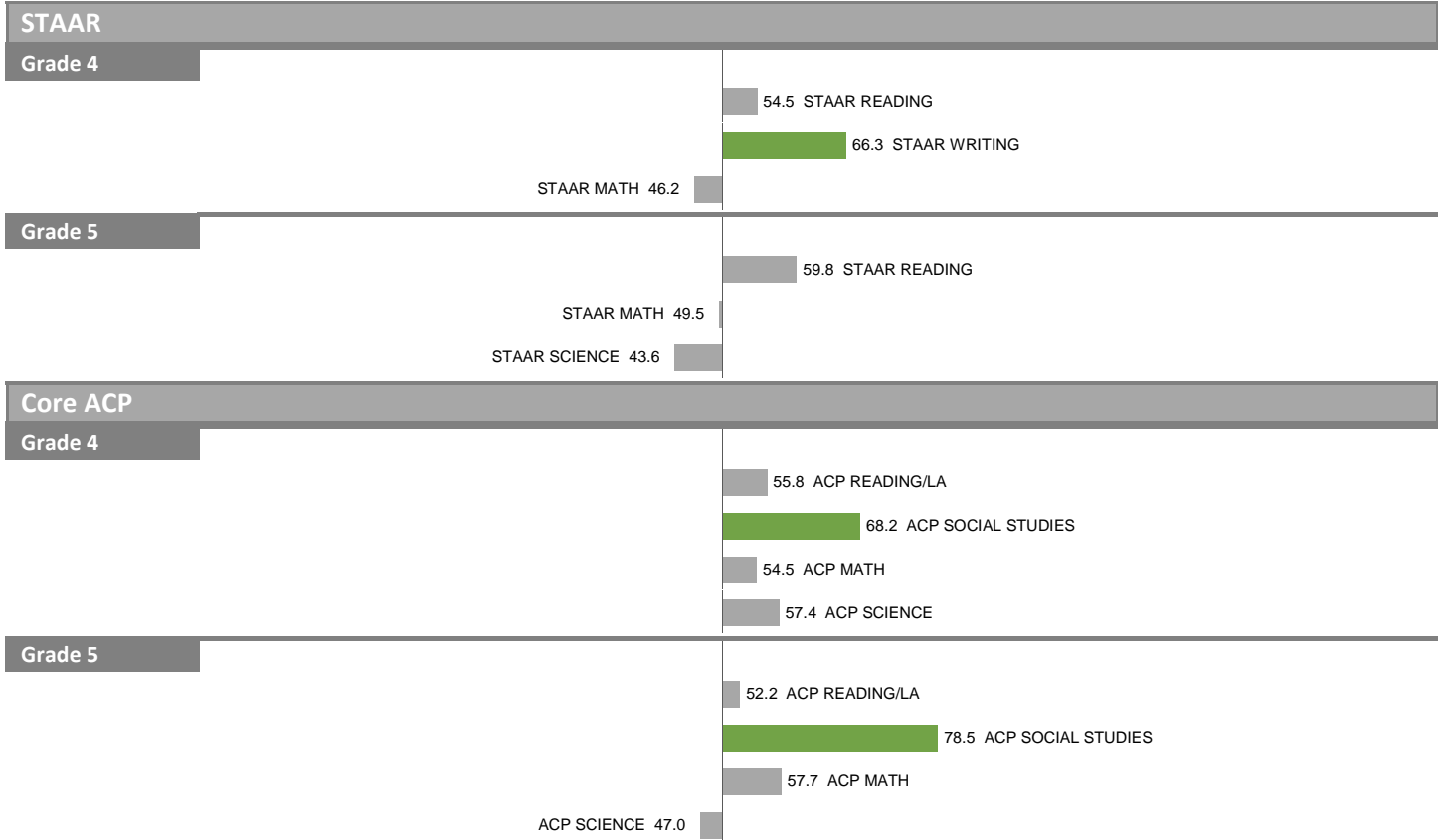
## 2013-14 School Effectiveness Index (SEI) Detail

217–WILLIAM B. TRAVIS VANGUARD FOR TALENTED AND GIFTED

Overall SEI: 54.0

2014-15 DIVISION 3 (NO FP)

AEIS Rating: Met Standard



NOTES: "Overall SEI" has an average of 50 and standard deviation of 5; the range for an "average" overall SEI is 45 to 55. Component SEIs (e.g. Grade 5 STAAR READING or PSAT WRITING) each have an average of 50 and standard deviation of 10; the range for an "average" component SEI is 40 to 60. Component SEIs are computed only if at least eight tests are included.


# 2013-14 School Effectiveness Index (SEI) Detail

236--NANCY J. COCHRAN ELEMENTARY SCHOOL

Overall SEI: 43.9

2014-15 DIVISION 3

AEIS Rating: Improvement Required



NOTES: "Overall SEI" has an average of 50 and standard deviation of 5; the range for an "average" overall SEI is 45 to 55. Component SEIs (e.g. Grade 5 STAAR READING or PSAT WRITING) each have an average of 50 and standard deviation of 10; the range for an "average" component SEI is 40 to 60. Component SEIs are computed only if at least eight tests are included.

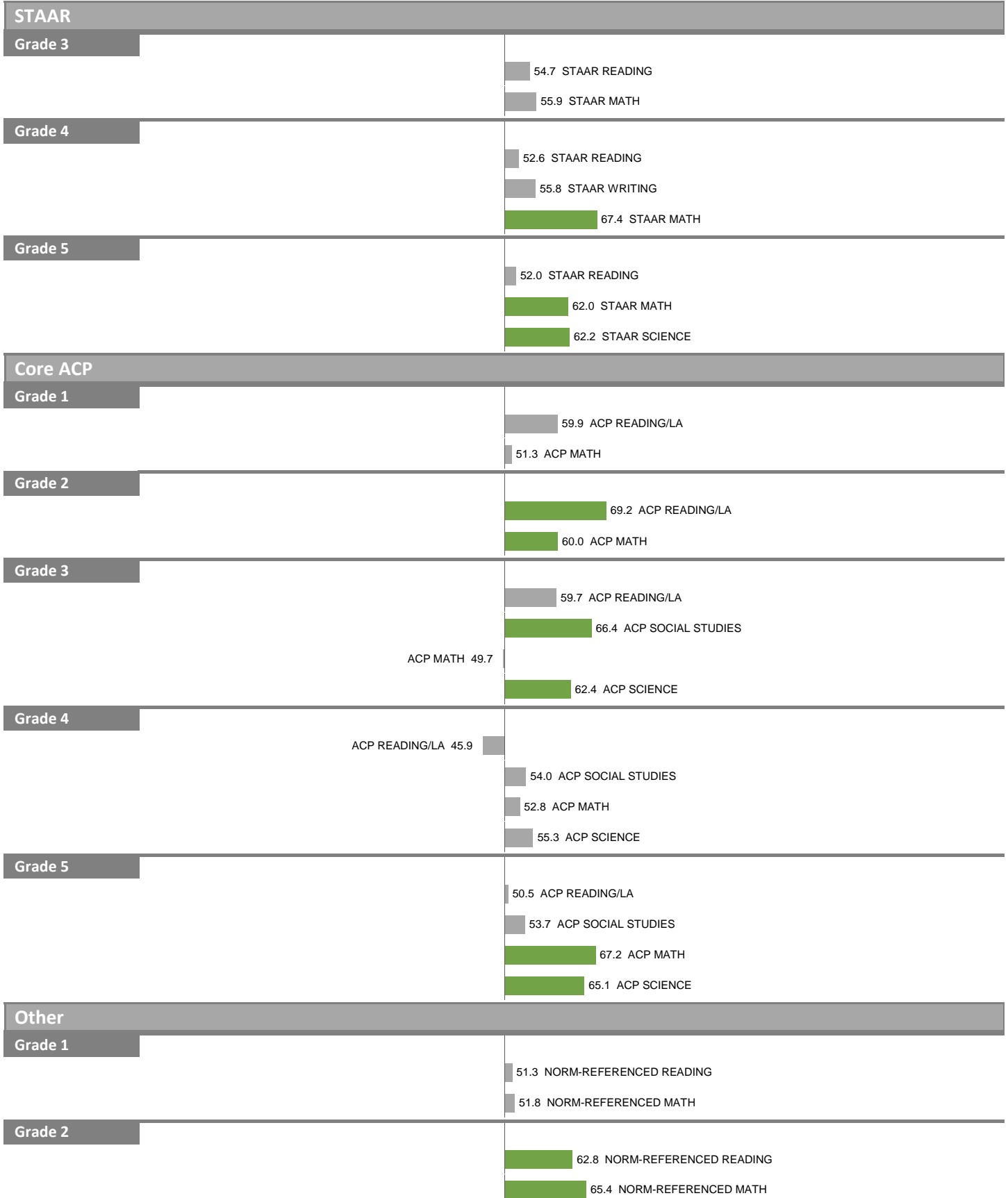
# 2013-14 School Effectiveness Index (SEI) Detail

239—ARTURO SALAZAR ELEMENTARY SCHOOL

2014-15 DIVISION 3

Overall SEI: 56.7

AEIS Rating: Met Standard



NOTES: "Overall SEI" has an average of 50 and standard deviation of 5; the range for an "average" overall SEI is 45 to 55. Component SEIs (e.g. Grade 5 STAAR READING or PSAT WRITING) each have an average of 50 and standard deviation of 10; the range for an "average" component SEI is 40 to 60. Component SEIs are computed only if at least eight tests are included.


# 2013-14 School Effectiveness Index (SEI) Detail

260–LORENZO DE ZAVALA ELEMENTARY SCHOOL

2014-15 DIVISION 3

Overall SEI: 46.1

AEIS Rating: Met Standard



NOTES: "Overall SEI" has an average of 50 and standard deviation of 5; the range for an "average" overall SEI is 45 to 55. Component SEIs (e.g. Grade 5 STAAR READING or PSAT WRITING) each have an average of 50 and standard deviation of 10; the range for an "average" component SEI is 40 to 60. Component SEIs are computed only if at least eight tests are included.



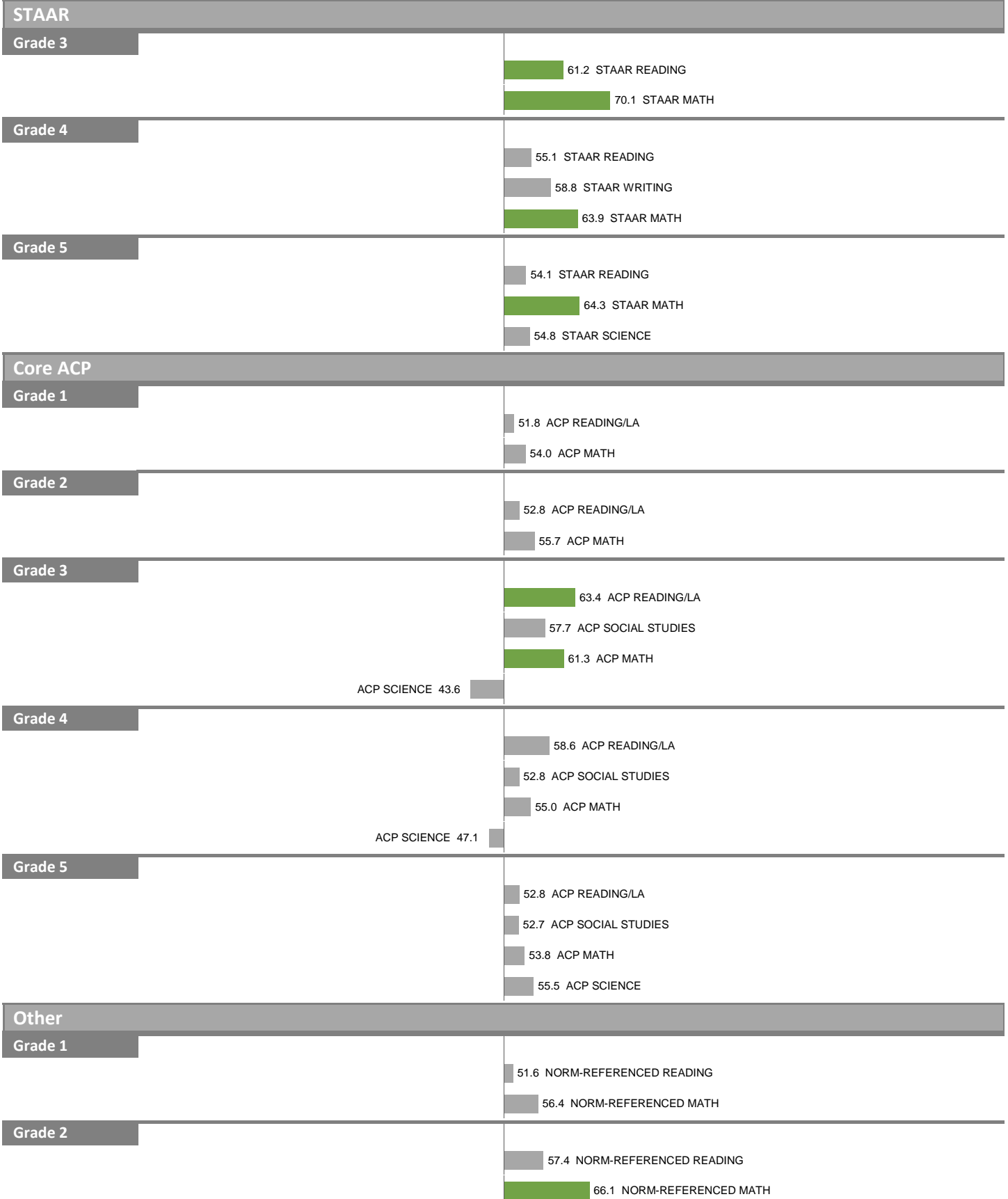
# 2013-14 School Effectiveness Index (SEI) Detail

265-ELADIO MARTINEZ LEARNING CENTER

2014-15 DIVISION 3

Overall SEI: 57.0

AEIS Rating: Met Standard



NOTES: "Overall SEI" has an average of 50 and standard deviation of 5; the range for an "average" overall SEI is 45 to 55. Component SEIs (e.g. Grade 5 STAAR READING or PSAT WRITING) each have an average of 50 and standard deviation of 10; the range for an "average" component SEI is 40 to 60. Component SEIs are computed only if at least eight tests are included.

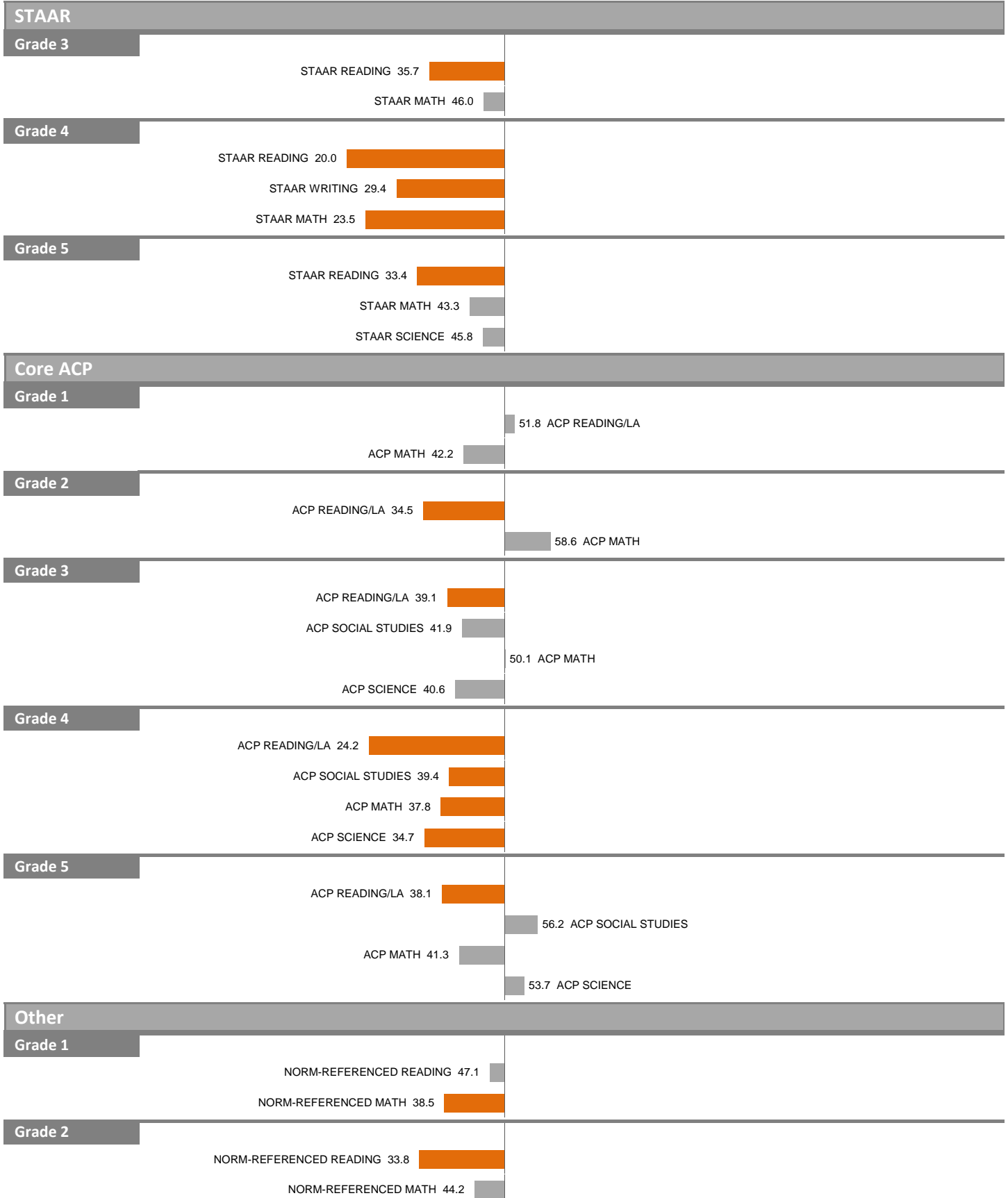
# 2013-14 School Effectiveness Index (SEI) Detail

268-JOHN F. KENNEDY ELEMENTARY SCHOOL

Overall SEI: 39.8

2014-15 DIVISION 3

AEIS Rating: Improvement Required



NOTES: "Overall SEI" has an average of 50 and standard deviation of 5; the range for an "average" overall SEI is 45 to 55. Component SEIs (e.g. Grade 5 STAAR READING or PSAT WRITING) each have an average of 50 and standard deviation of 10; the range for an "average" component SEI is 40 to 60. Component SEIs are computed only if at least eight tests are included.

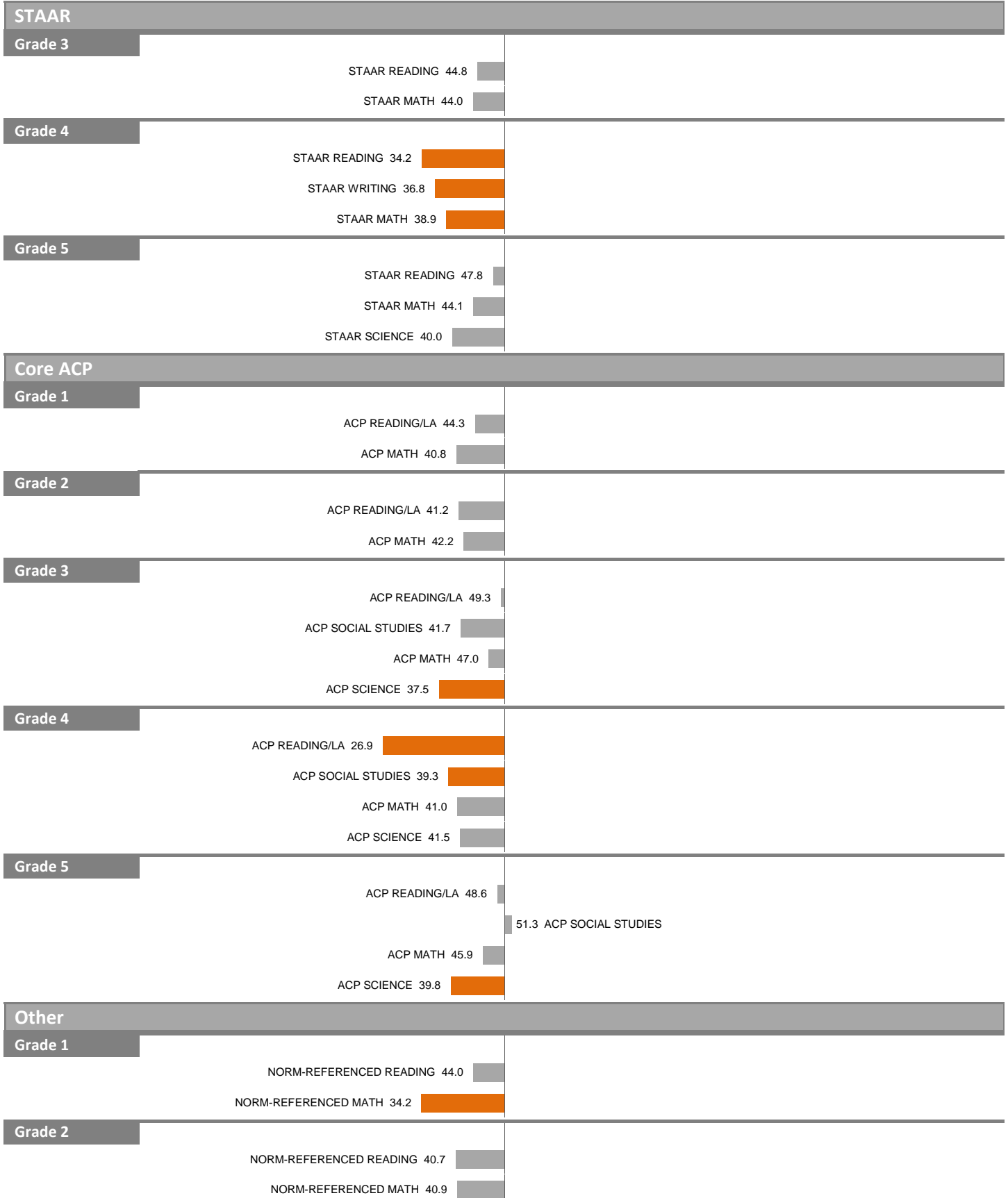
# 2013-14 School Effectiveness Index (SEI) Detail

269—ONESIMO HERNANDEZ ELEMENTARY SCHOOL

Overall SEI: 42.4

2014-15 DIVISION 3

AEIS Rating: Improvement Required



NOTES: "Overall SEI" has an average of 50 and standard deviation of 5; the range for an "average" overall SEI is 45 to 55. Component SEIs (e.g. Grade 5 STAAR READING or PSAT WRITING) each have an average of 50 and standard deviation of 10; the range for an "average" component SEI is 40 to 60. Component SEIs are computed only if at least eight tests are included.

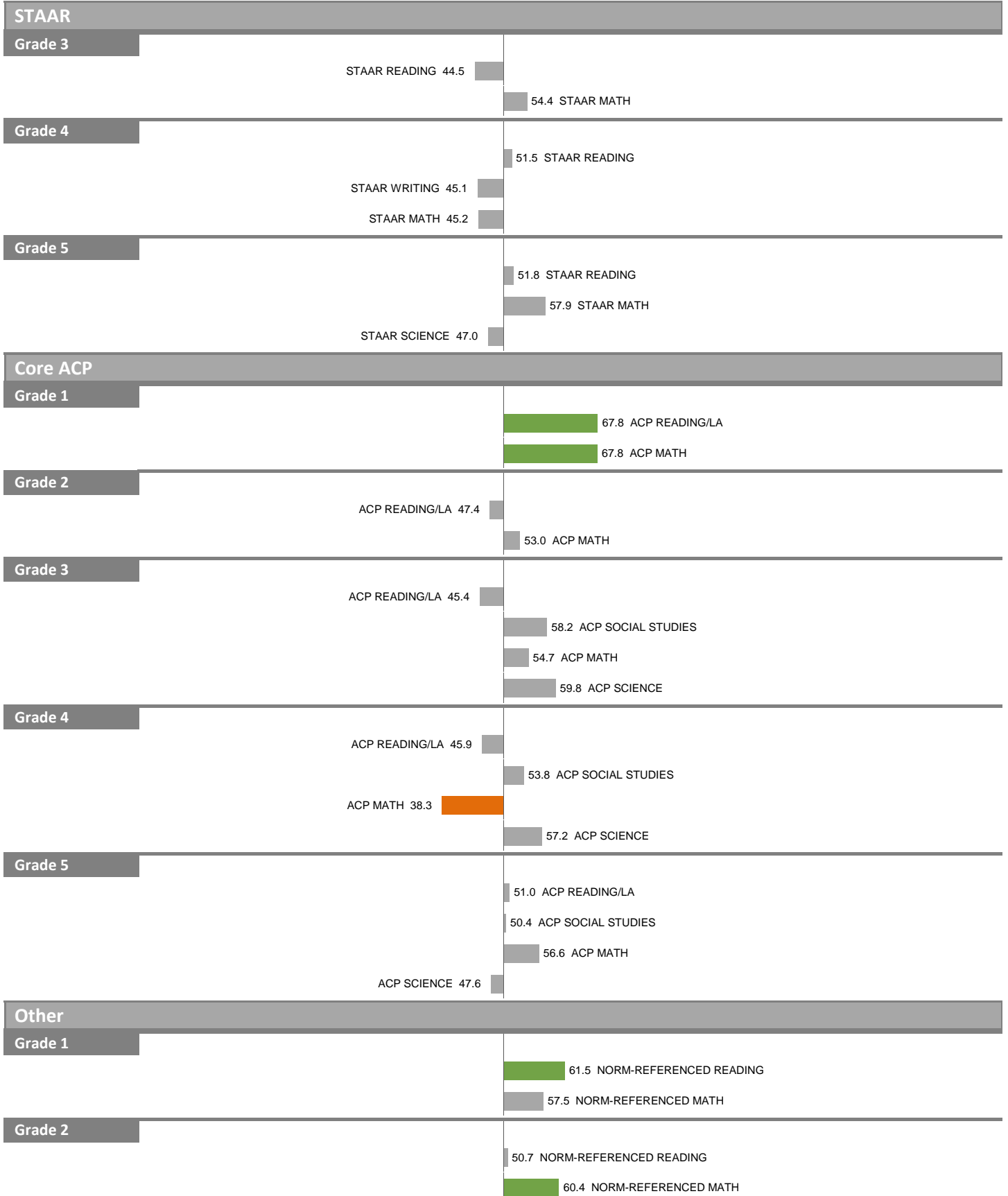
# 2013-14 School Effectiveness Index (SEI) Detail

274-MARY MCLEOD BETHUNE ELEMENTARY SCHOOL

Overall SEI: 52.2

2014-15 DIVISION 3

AEIS Rating: Met Standard



NOTES: "Overall SEI" has an average of 50 and standard deviation of 5; the range for an "average" overall SEI is 45 to 55. Component SEIs (e.g. Grade 5 STAAR READING or PSAT WRITING) each have an average of 50 and standard deviation of 10; the range for an "average" component SEI is 40 to 60. Component SEIs are computed only if at least eight tests are included.


# 2013-14 School Effectiveness Index (SEI) Detail

280-ANNE FRANK ELEMENTARY SCHOOL

Overall SEI: 48.6

2014-15 DIVISION 3

AEIS Rating: Met Standard



NOTES: "Overall SEI" has an average of 50 and standard deviation of 5; the range for an "average" overall SEI is 45 to 55. Component SEIs (e.g. Grade 5 STAAR READING or PSAT WRITING) each have an average of 50 and standard deviation of 10; the range for an "average" component SEI is 40 to 60. Component SEIs are computed only if at least eight tests are included.


# 2013-14 School Effectiveness Index (SEI) Detail

281-CESAR CHAVEZ ELEMENTARY SCHOOL

2014-15 DIVISION 3

Overall SEI: 53.8

AEIS Rating: Met Standard



NOTES: "Overall SEI" has an average of 50 and standard deviation of 5; the range for an "average" overall SEI is 45 to 55. Component SEIs (e.g. Grade 5 STAAR READING or PSAT WRITING) each have an average of 50 and standard deviation of 10; the range for an "average" component SEI is 40 to 60. Component SEIs are computed only if at least eight tests are included.

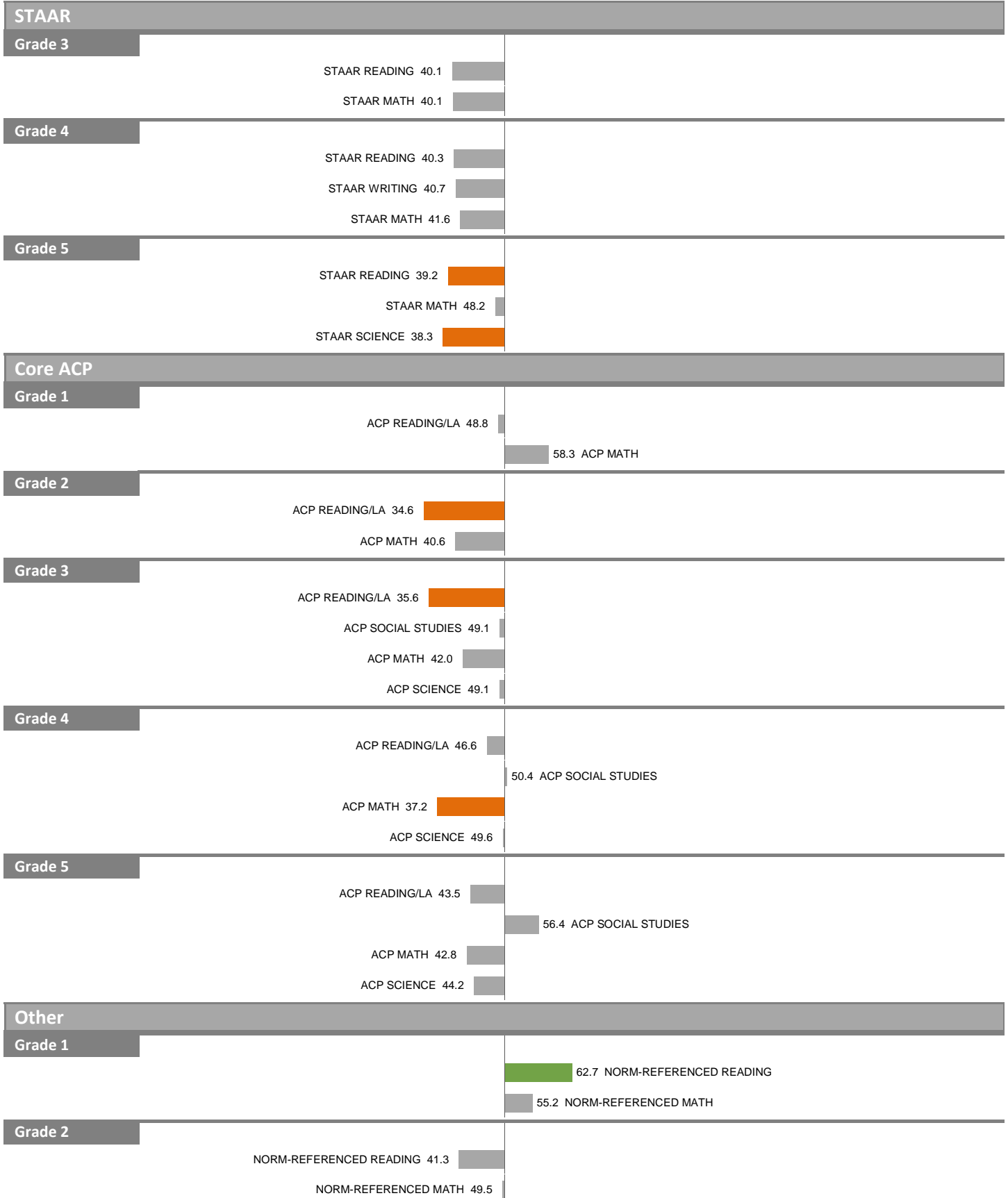
# 2013-14 School Effectiveness Index (SEI) Detail

283-ESPERANZA "HOPE" MEDRANO ELEMENTARY SCHOOL

Overall SEI: 45.6

2014-15 DIVISION 3

AEIS Rating: Met Standard



NOTES: "Overall SEI" has an average of 50 and standard deviation of 5; the range for an "average" overall SEI is 45 to 55. Component SEIs (e.g. Grade 5 STAAR READING or PSAT WRITING) each have an average of 50 and standard deviation of 10; the range for an "average" component SEI is 40 to 60. Component SEIs are computed only if at least eight tests are included.


# 2013-14 School Effectiveness Index (SEI) Detail

287-CELESTINO MAURICIO SOTO, JR. ELEMENTARY SCHOOL

2014-15 DIVISION 3

Overall SEI: 43.4

AEIS Rating: Met Standard



NOTES: "Overall SEI" has an average of 50 and standard deviation of 5; the range for an "average" overall SEI is 45 to 55. Component SEIs (e.g. Grade 5 STAAR READING or PSAT WRITING) each have an average of 50 and standard deviation of 10; the range for an "average" component SEI is 40 to 60. Component SEIs are computed only if at least eight tests are included.