

2013-14 School Effectiveness Index (SEI) Detail

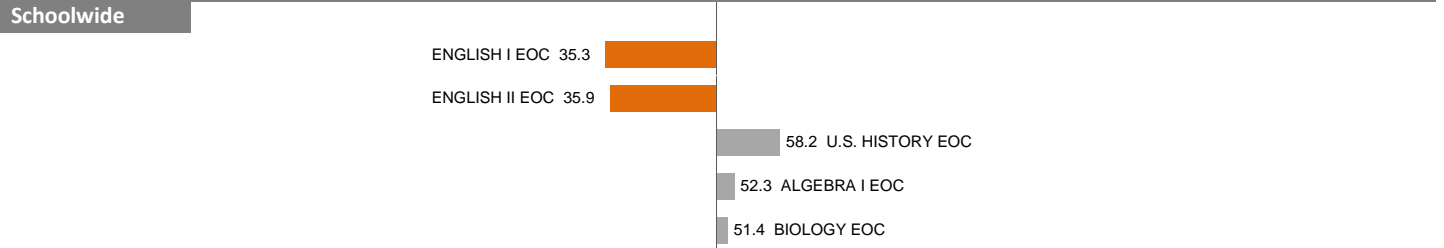
13-FRANKLIN D. ROOSEVELT HIGH SCHOOL

Overall SEI: 47.8

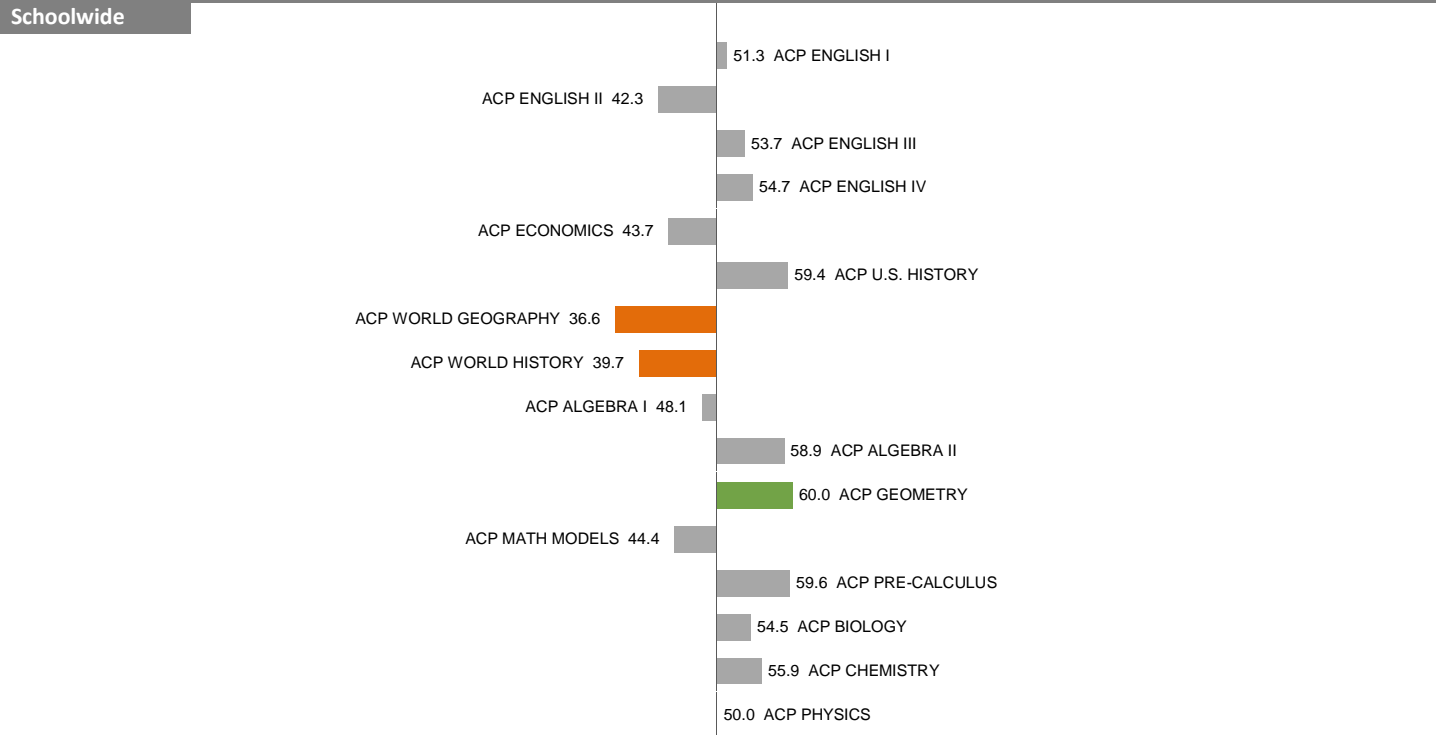
2014-15 DIVISION 2

AEIS Rating: Improvement Required

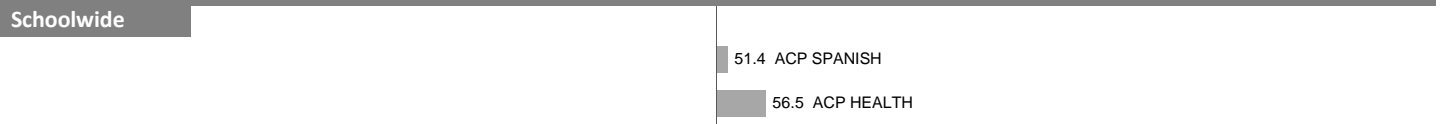
STAAR



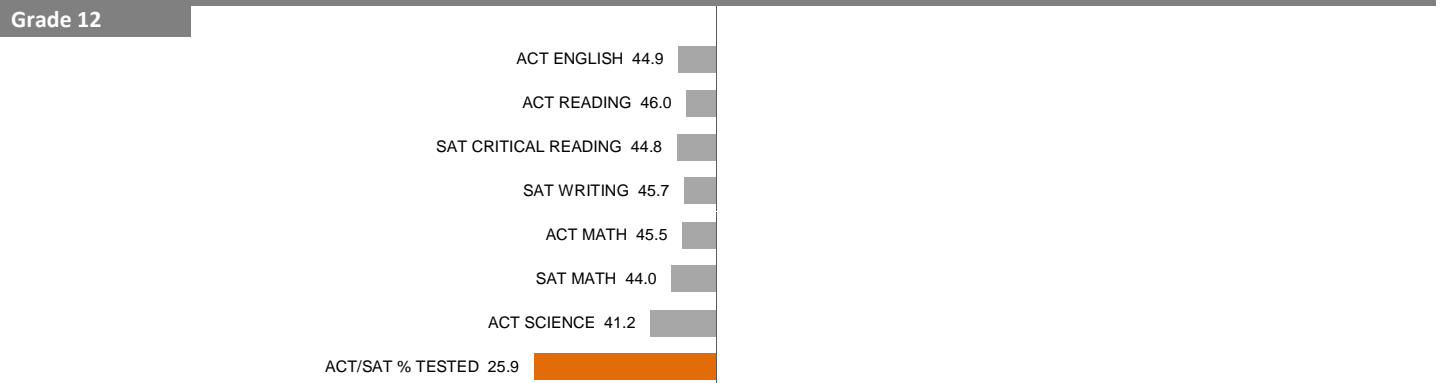
Core ACP



Other ACP



Other



NOTES: "Overall SEI" has an average of 50 and standard deviation of 5; the range for an "average" overall SEI is 45 to 55. Component SEIs (e.g. Grade 5 STAAR READING or PSAT WRITING) each have an average of 50 and standard deviation of 10; the range for an "average" component SEI is 40 to 60. Component SEIs are computed only if at least eight tests are included.

2013-14 School Effectiveness Index (SEI) Detail

13-FRANKLIN D. ROOSEVELT HIGH SCHOOL

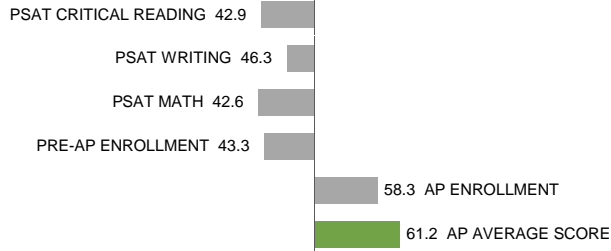
Overall SEI: 47.8

2014-15 DIVISION 2

AEIS Rating: Improvement Required

Other

Schoolwide



NOTES: "Overall SEI" has an average of 50 and standard deviation of 5; the range for an "average" overall SEI is 45 to 55. Component SEIs (e.g. Grade 5 STAAR READING or PSAT WRITING) each have an average of 50 and standard deviation of 10; the range for an "average" component SEI is 40 to 60. Component SEIs are computed only if at least eight tests are included.

2013-14 School Effectiveness Index (SEI) Detail

14-W.W. SAMUELL HIGH SCHOOL

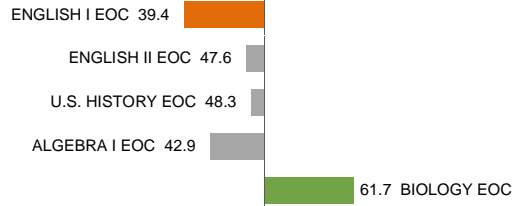
Overall SEI: 50.7

2014-15 DIVISION 2

AEIS Rating: Improvement Required

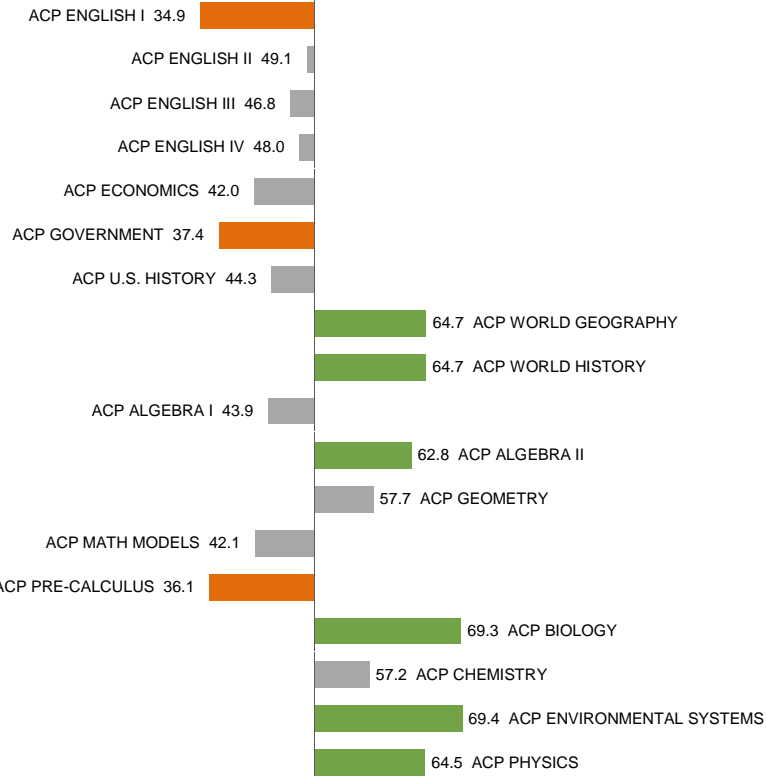
STAAR

Schoolwide



Core ACP

Schoolwide



Other ACP

Schoolwide



NOTES: "Overall SEI" has an average of 50 and standard deviation of 5; the range for an "average" overall SEI is 45 to 55. Component SEIs (e.g. Grade 5 STAAR READING or PSAT WRITING) each have an average of 50 and standard deviation of 10; the range for an "average" component SEI is 40 to 60. Component SEIs are computed only if at least eight tests are included.

2013-14 School Effectiveness Index (SEI) Detail

14–W.W. SAMUELL HIGH SCHOOL

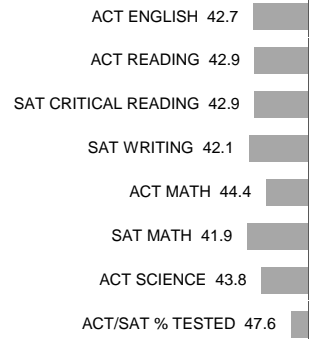
Overall SEI: 50.7

2014-15 DIVISION 2

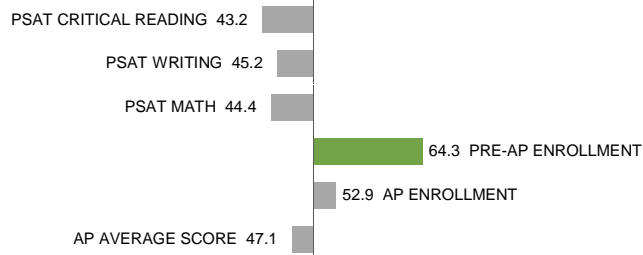
AEIS Rating: Improvement Required

Other

Grade 12



Schoolwide



NOTES: "Overall SEI" has an average of 50 and standard deviation of 5; the range for an "average" overall SEI is 45 to 55. Component SEIs (e.g. Grade 5 STAAR READING or PSAT WRITING) each have an average of 50 and standard deviation of 10; the range for an "average" component SEI is 40 to 60. Component SEIs are computed only if at least eight tests are included.

2013-14 School Effectiveness Index (SEI) Detail

21-W.T. WHITE HIGH SCHOOL


2014-15 DIVISION 2

Overall SEI: 48.5

AEIS Rating: Met Standard

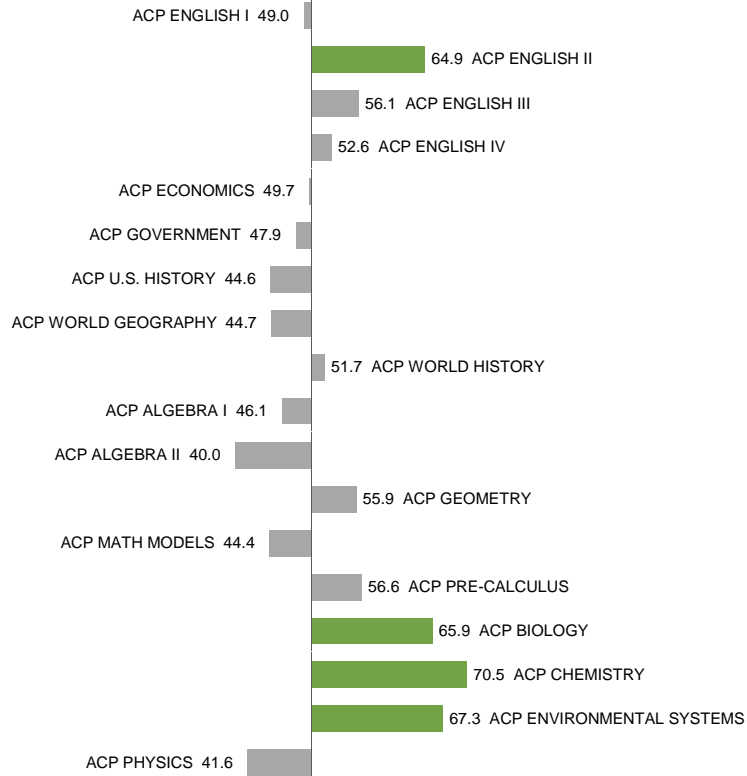
STAAR

Schoolwide



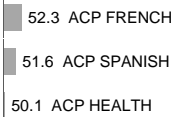
Core ACP

Schoolwide



Other ACP

Schoolwide



NOTES: "Overall SEI" has an average of 50 and standard deviation of 5; the range for an "average" overall SEI is 45 to 55. Component SEIs (e.g. Grade 5 STAAR READING or PSAT WRITING) each have an average of 50 and standard deviation of 10; the range for an "average" component SEI is 40 to 60. Component SEIs are computed only if at least eight tests are included.


2013-14 School Effectiveness Index (SEI) Detail

21-W.T. WHITE HIGH SCHOOL

2014-15 DIVISION 2

Overall SEI: 48.5

AEIS Rating: Met Standard



NOTES: "Overall SEI" has an average of 50 and standard deviation of 5; the range for an "average" overall SEI is 45 to 55. Component SEIs (e.g. Grade 5 STAAR READING or PSAT WRITING) each have an average of 50 and standard deviation of 10; the range for an "average" component SEI is 40 to 60. Component SEIs are computed only if at least eight tests are included.

2013-14 School Effectiveness Index (SEI) Detail

28-EMMETT J. CONRAD HIGH SCHOOL

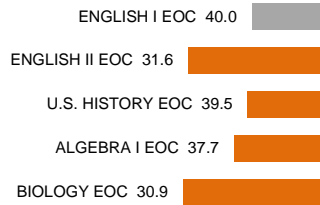
Overall SEI: 40.0

2014-15 DIVISION 2

AEIS Rating: Improvement Required

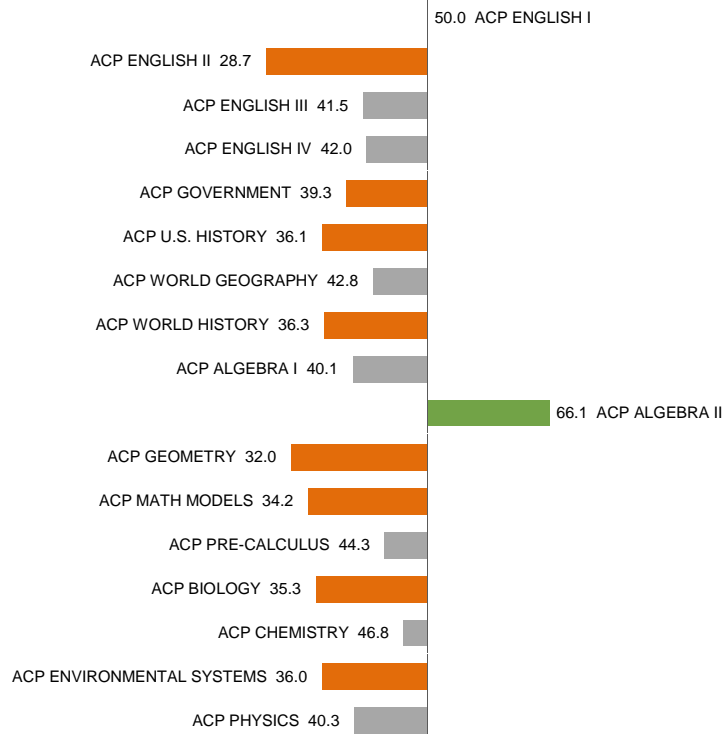
STAAR

Schoolwide



Core ACP

Schoolwide



Other ACP

Schoolwide



NOTES: "Overall SEI" has an average of 50 and standard deviation of 5; the range for an "average" overall SEI is 45 to 55. Component SEIs (e.g. Grade 5 STAAR READING or PSAT WRITING) each have an average of 50 and standard deviation of 10; the range for an "average" component SEI is 40 to 60. Component SEIs are computed only if at least eight tests are included.

2013-14 School Effectiveness Index (SEI) Detail

28-EMMETT J. CONRAD HIGH SCHOOL

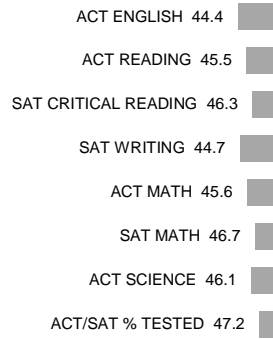
Overall SEI: 40.0

2014-15 DIVISION 2


AEIS Rating: Improvement Required

Other

Grade 12



Schoolwide



NOTES: "Overall SEI" has an average of 50 and standard deviation of 5; the range for an "average" overall SEI is 45 to 55. Component SEIs (e.g. Grade 5 STAAR READING or PSAT WRITING) each have an average of 50 and standard deviation of 10; the range for an "average" component SEI is 40 to 60. Component SEIs are computed only if at least eight tests are included.


2013-14 School Effectiveness Index (SEI) Detail

46--FRED F. FLORENCE MIDDLE SCHOOL

2014-15 DIVISION 2

Overall SEI: 43.7

AEIS Rating: Met Standard



NOTES: "Overall SEI" has an average of 50 and standard deviation of 5; the range for an "average" overall SEI is 45 to 55. Component SEIs (e.g. Grade 5 STAAR READING or PSAT WRITING) each have an average of 50 and standard deviation of 10; the range for an "average" component SEI is 40 to 60. Component SEIs are computed only if at least eight tests are included.

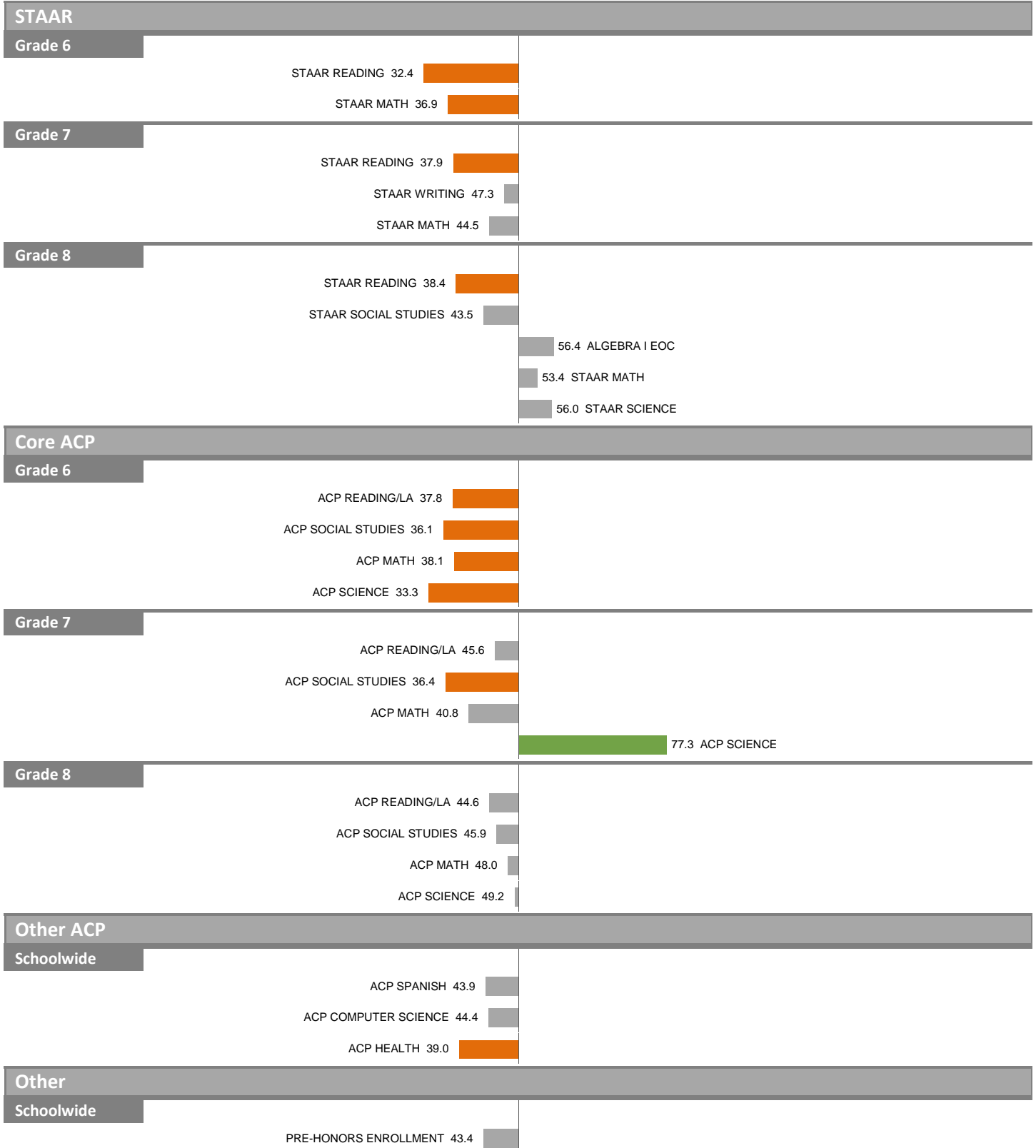
2013-14 School Effectiveness Index (SEI) Detail

51—OLIVER W. HOLMES MIDDLE SCHOOL

Overall SEI: 46.0

2014-15 DIVISION 2

AEIS Rating: Improvement Required



NOTES: "Overall SEI" has an average of 50 and standard deviation of 5; the range for an "average" overall SEI is 45 to 55. Component SEIs (e.g. Grade 5 STAAR READING or PSAT WRITING) each have an average of 50 and standard deviation of 10; the range for an "average" component SEI is 40 to 60. Component SEIs are computed only if at least eight tests are included.


2013-14 School Effectiveness Index (SEI) Detail

52-JOHN B. HOOD MIDDLE SCHOOL

2014-15 DIVISION 2

Overall SEI: 53.4

AEIS Rating: Met Standard



NOTES: "Overall SEI" has an average of 50 and standard deviation of 5; the range for an "average" overall SEI is 45 to 55. Component SEIs (e.g. Grade 5 STAAR READING or PSAT WRITING) each have an average of 50 and standard deviation of 10; the range for an "average" component SEI is 40 to 60. Component SEIs are computed only if at least eight tests are included.

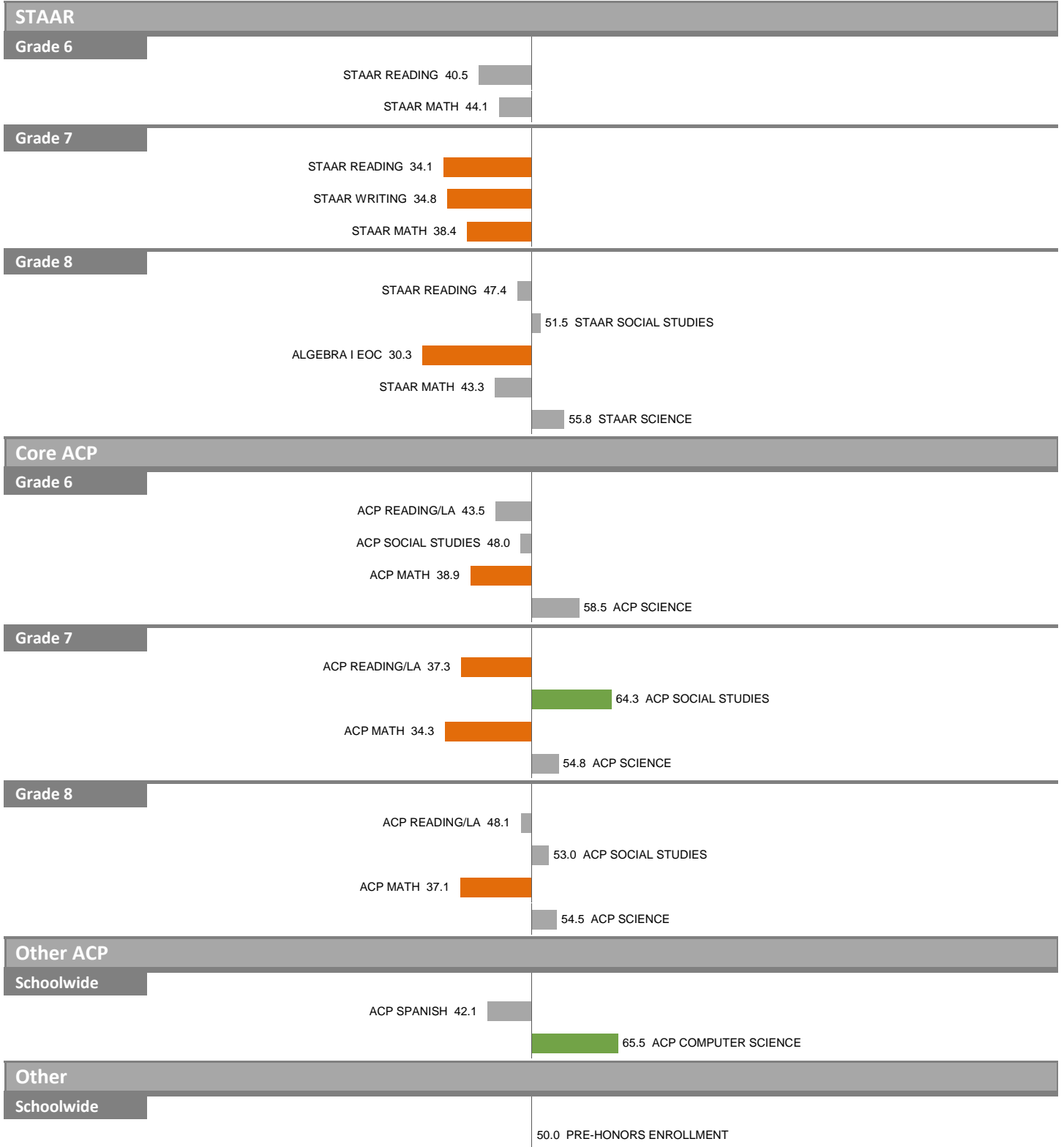
2013-14 School Effectiveness Index (SEI) Detail

54-THOMAS C. MARSH MIDDLE SCHOOL

2014-15 DIVISION 2

Overall SEI: 46.0

AEIS Rating: Met Standard



NOTES: "Overall SEI" has an average of 50 and standard deviation of 5; the range for an "average" overall SEI is 45 to 55. Component SEIs (e.g. Grade 5 STAAR READING or PSAT WRITING) each have an average of 50 and standard deviation of 10; the range for an "average" component SEI is 40 to 60. Component SEIs are computed only if at least eight tests are included.


2013-14 School Effectiveness Index (SEI) Detail

56—EWELL D. WALKER MIDDLE SCHOOL

2014-15 DIVISION 2

Overall SEI: 54.7

AEIS Rating: Met Standard



NOTES: "Overall SEI" has an average of 50 and standard deviation of 5; the range for an "average" overall SEI is 45 to 55. Component SEIs (e.g. Grade 5 STAAR READING or PSAT WRITING) each have an average of 50 and standard deviation of 10; the range for an "average" component SEI is 40 to 60. Component SEIs are computed only if at least eight tests are included.

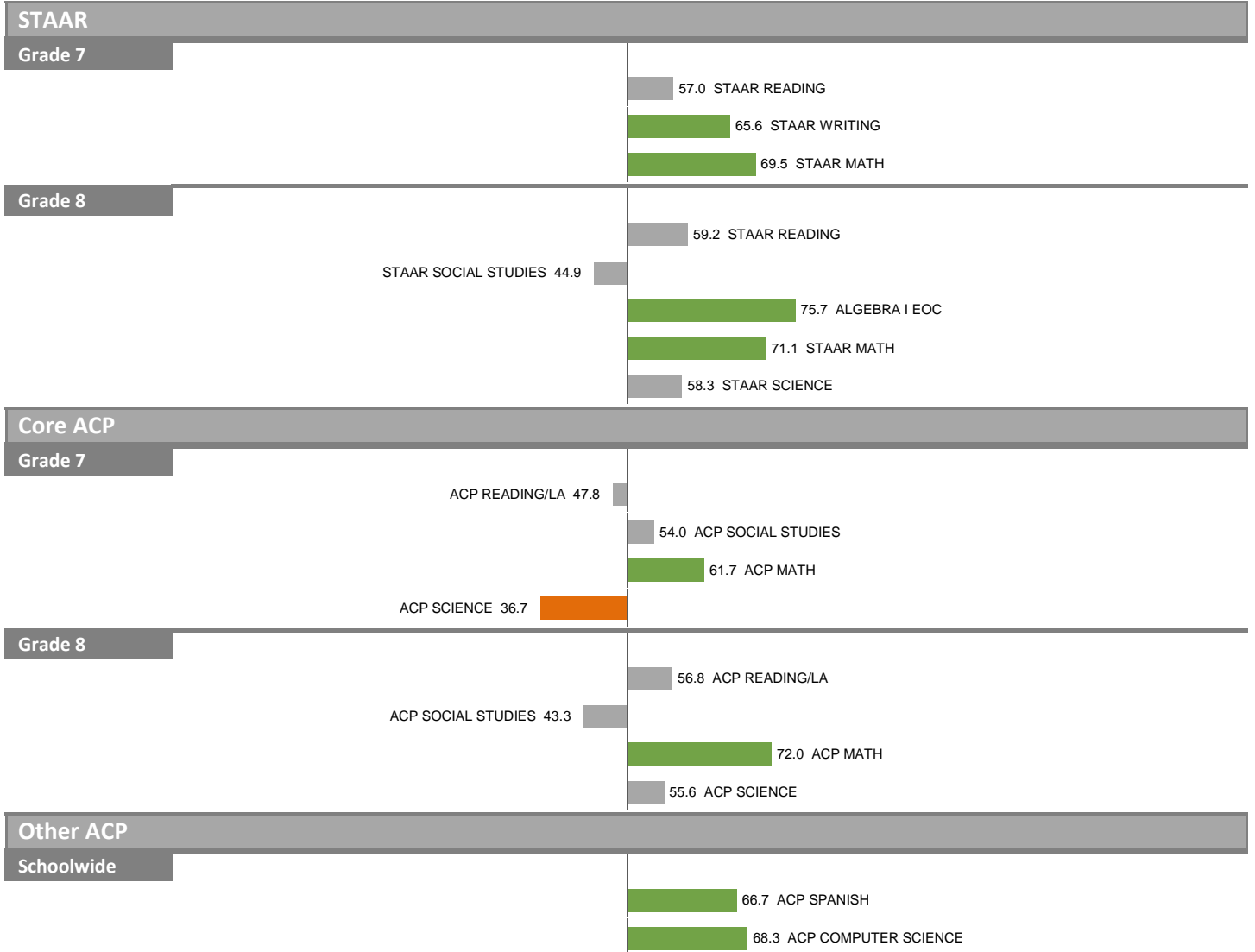
2013-14 School Effectiveness Index (SEI) Detail

75—GEORGE B. DEALEY MONTESSORI INTERNATIONAL ACADEMY

Overall SEI: 57.2

2014-15 DIVISION 2 (NO FP)

AEIS Rating: Met Standard



NOTES: "Overall SEI" has an average of 50 and standard deviation of 5; the range for an "average" overall SEI is 45 to 55. Component SEIs (e.g. Grade 5 STAAR READING or PSAT WRITING) each have an average of 50 and standard deviation of 10; the range for an "average" component SEI is 40 to 60. Component SEIs are computed only if at least eight tests are included.


2013-14 School Effectiveness Index (SEI) Detail

83--SAM TASBY MIDDLE SCHOOL

Overall SEI: 53.1

2014-15 DIVISION 2

AEIS Rating: Met Standard



NOTES: "Overall SEI" has an average of 50 and standard deviation of 5; the range for an "average" overall SEI is 45 to 55. Component SEIs (e.g. Grade 5 STAAR READING or PSAT WRITING) each have an average of 50 and standard deviation of 10; the range for an "average" component SEI is 40 to 60. Component SEIs are computed only if at least eight tests are included.

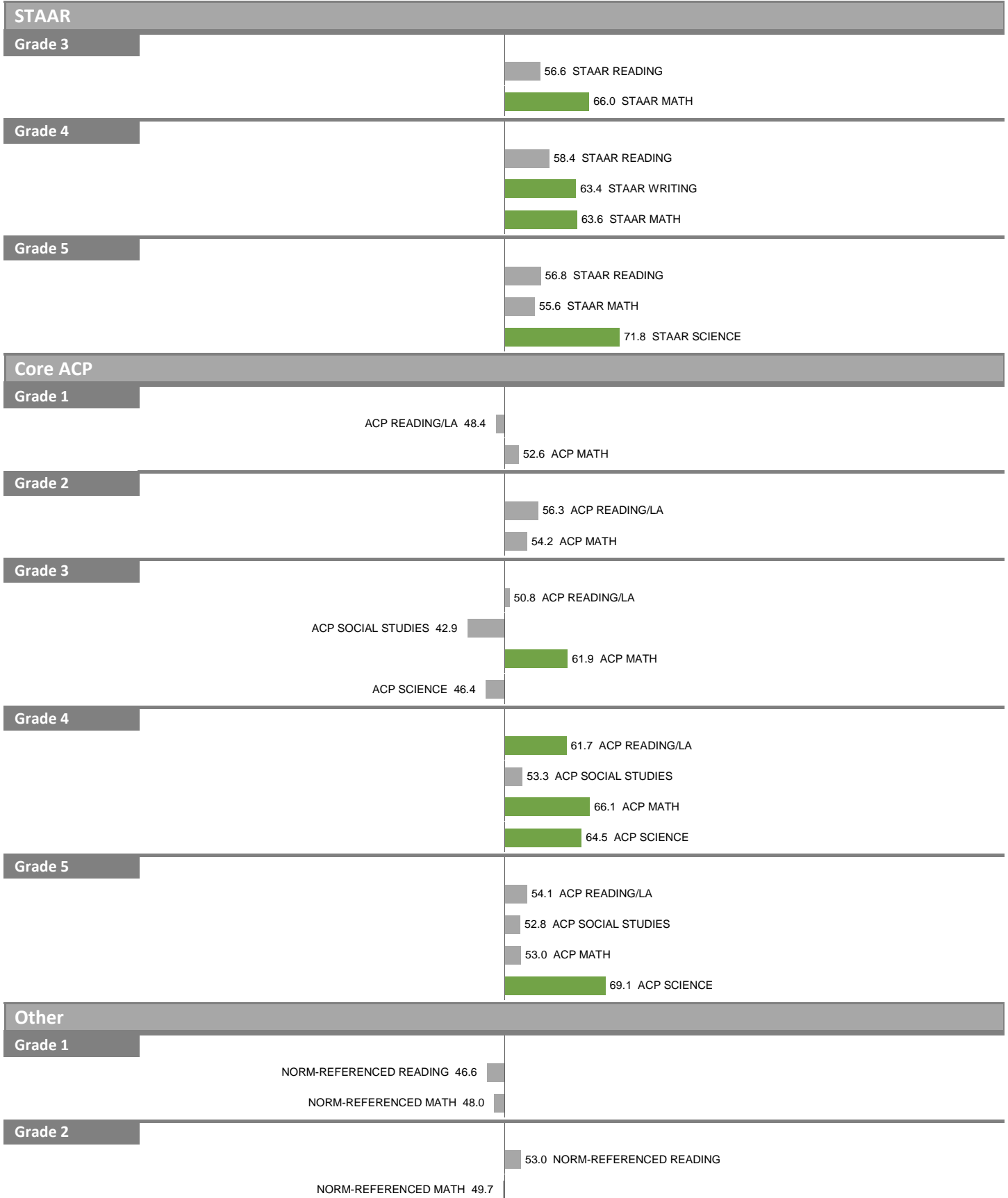
2013-14 School Effectiveness Index (SEI) Detail

101-JOHN Q. ADAMS ELEMENTARY SCHOOL

Overall SEI: 56.0

2014-15 DIVISION 2

AEIS Rating: Met Standard



NOTES: "Overall SEI" has an average of 50 and standard deviation of 5; the range for an "average" overall SEI is 45 to 55. Component SEIs (e.g. Grade 5 STAAR READING or PSAT WRITING) each have an average of 50 and standard deviation of 10; the range for an "average" component SEI is 40 to 60. Component SEIs are computed only if at least eight tests are included.

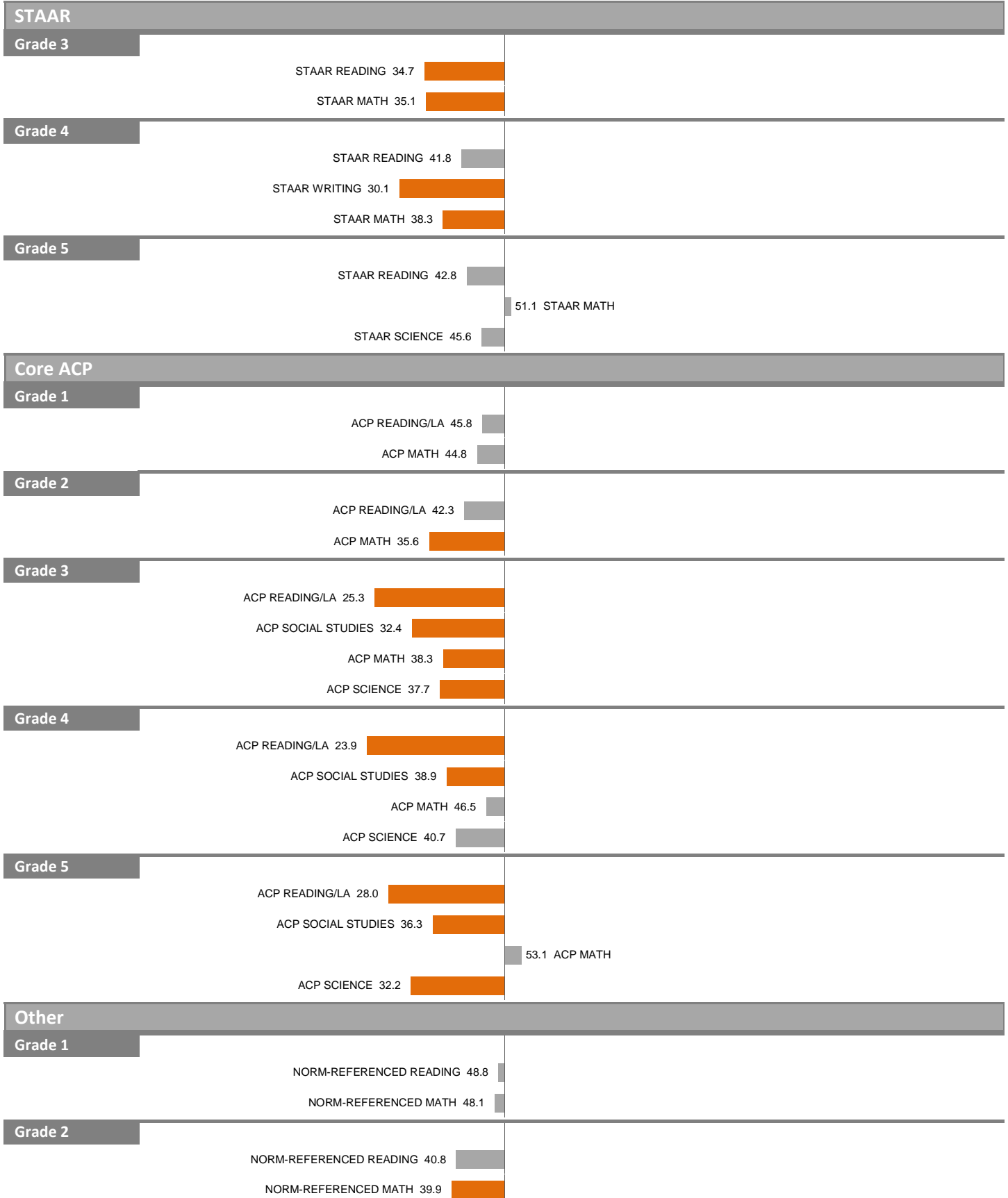
2013-14 School Effectiveness Index (SEI) Detail

110-ANNIE WEBB BLANTON ELEMENTARY SCHOOL

Overall SEI: 41.7

2014-15 DIVISION 2

AEIS Rating: Improvement Required



NOTES: "Overall SEI" has an average of 50 and standard deviation of 5; the range for an "average" overall SEI is 45 to 55. Component SEIs (e.g. Grade 5 STAAR READING or PSAT WRITING) each have an average of 50 and standard deviation of 10; the range for an "average" component SEI is 40 to 60. Component SEIs are computed only if at least eight tests are included.

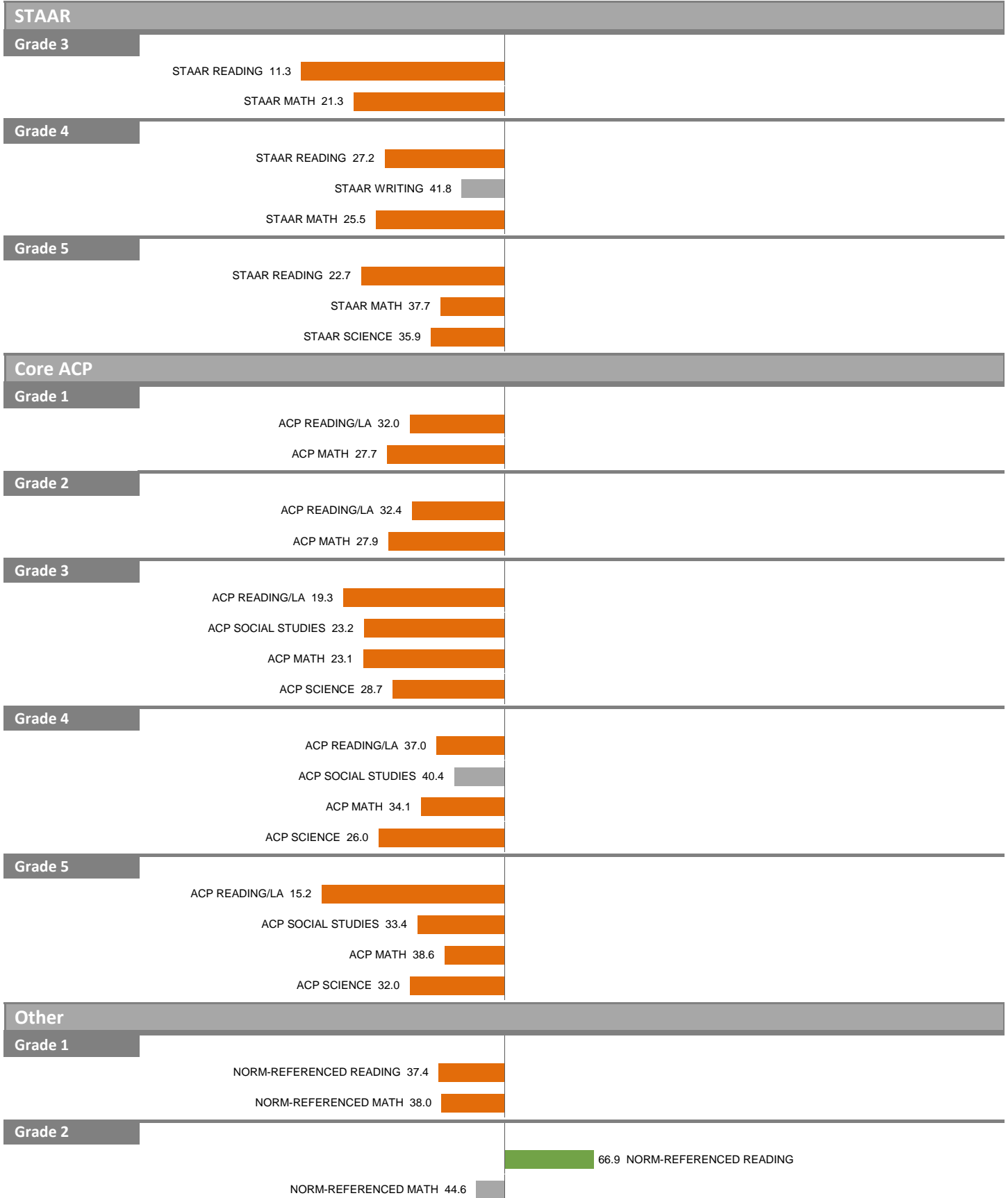
2013-14 School Effectiveness Index (SEI) Detail

114-JOHN NEELY BRYAN ELEMENTARY SCHOOL

Overall SEI: 35.3

2014-15 DIVISION 2

AEIS Rating: Improvement Required



NOTES: "Overall SEI" has an average of 50 and standard deviation of 5; the range for an "average" overall SEI is 45 to 55. Component SEIs (e.g. Grade 5 STAAR READING or PSAT WRITING) each have an average of 50 and standard deviation of 10; the range for an "average" component SEI is 40 to 60. Component SEIs are computed only if at least eight tests are included.

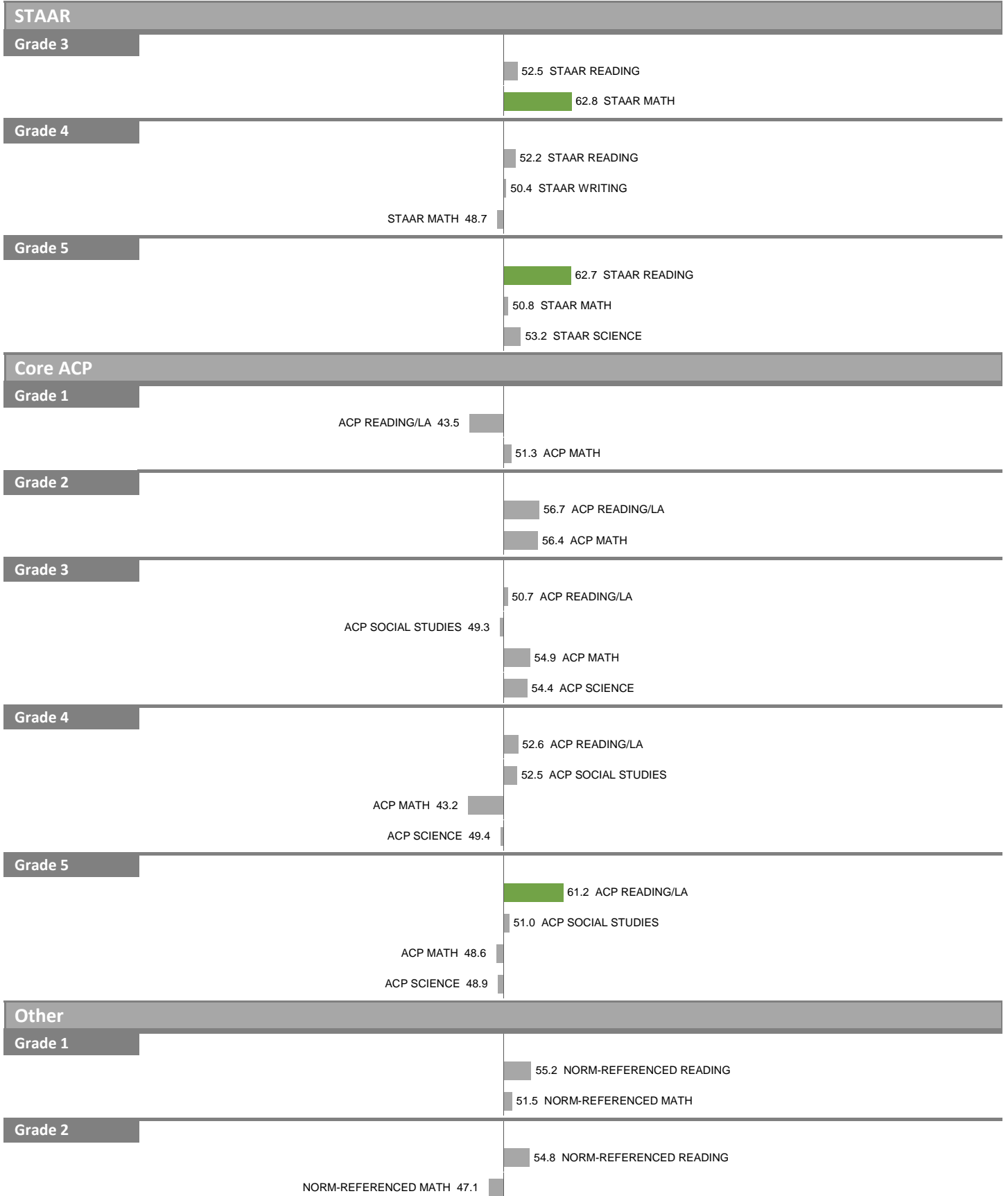
2013-14 School Effectiveness Index (SEI) Detail

115--HARRELL BUDD ELEMENTARY SCHOOL

Overall SEI: 52.6

2014-15 DIVISION 2

AEIS Rating: Met Standard



NOTES: "Overall SEI" has an average of 50 and standard deviation of 5; the range for an "average" overall SEI is 45 to 55. Component SEIs (e.g. Grade 5 STAAR READING or PSAT WRITING) each have an average of 50 and standard deviation of 10; the range for an "average" component SEI is 40 to 60. Component SEIs are computed only if at least eight tests are included.

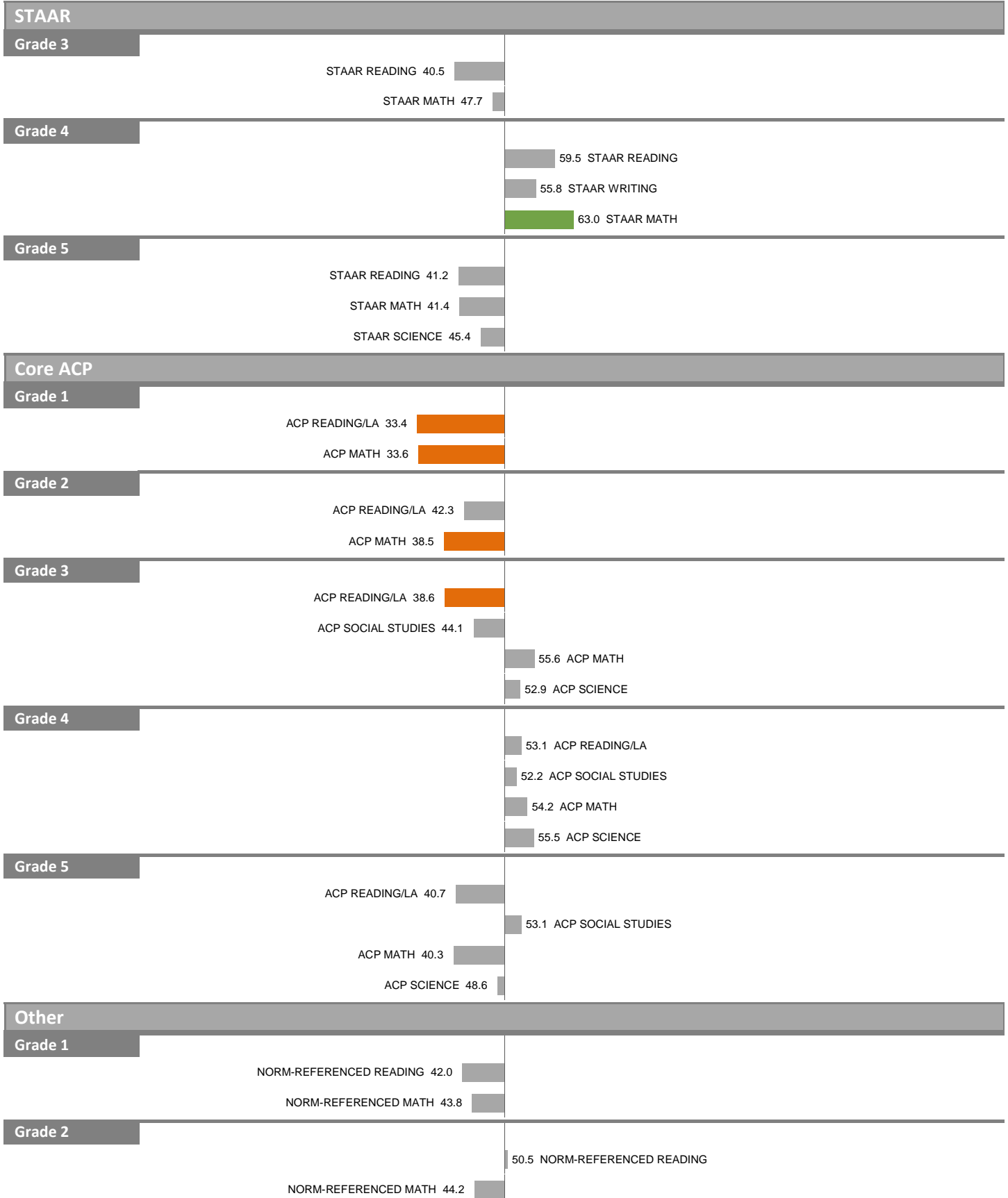
2013-14 School Effectiveness Index (SEI) Detail

119–WILLIAM L. CABELL ELEMENTARY SCHOOL

2014-15 DIVISION 2

Overall SEI: 47.7

AEIS Rating: Met Standard



NOTES: "Overall SEI" has an average of 50 and standard deviation of 5; the range for an "average" overall SEI is 45 to 55. Component SEIs (e.g. Grade 5 STAAR READING or PSAT WRITING) each have an average of 50 and standard deviation of 10; the range for an "average" component SEI is 40 to 60. Component SEIs are computed only if at least eight tests are included.


2013-14 School Effectiveness Index (SEI) Detail

120-F.P. CAILLET ELEMENTARY SCHOOL

2014-15 DIVISION 2

Overall SEI: 56.5

AEIS Rating: Met Standard



NOTES: "Overall SEI" has an average of 50 and standard deviation of 5; the range for an "average" overall SEI is 45 to 55. Component SEIs (e.g. Grade 5 STAAR READING or PSAT WRITING) each have an average of 50 and standard deviation of 10; the range for an "average" component SEI is 40 to 60. Component SEIs are computed only if at least eight tests are included.


2013-14 School Effectiveness Index (SEI) Detail

134—GEORGE B. DEALEY MONTESSORI VANGUARD

2014-15 DIVISION 2 (NO FP)

Overall SEI: 53.7

AEIS Rating: Met Standard



NOTES: "Overall SEI" has an average of 50 and standard deviation of 5; the range for an "average" overall SEI is 45 to 55. Component SEIs (e.g. Grade 5 STAAR READING or PSAT WRITING) each have an average of 50 and standard deviation of 10; the range for an "average" component SEI is 40 to 60. Component SEIs are computed only if at least eight tests are included.


2013-14 School Effectiveness Index (SEI) Detail

134—GEORGE B. DEALEY MONTESSORI VANGUARD

2014-15 DIVISION 2 (NO FP)

Overall SEI: 53.7

AEIS Rating: Met Standard



NOTES: "Overall SEI" has an average of 50 and standard deviation of 5; the range for an "average" overall SEI is 45 to 55. Component SEIs (e.g. Grade 5 STAAR READING or PSAT WRITING) each have an average of 50 and standard deviation of 10; the range for an "average" component SEI is 40 to 60. Component SEIs are computed only if at least eight tests are included.


2013-14 School Effectiveness Index (SEI) Detail

135–EVERETTE LEE DEGOLYER ELEMENTARY SCHOOL

2014-15 DIVISION 2

Overall SEI: 51.0

AEIS Rating: Met Standard



NOTES: "Overall SEI" has an average of 50 and standard deviation of 5; the range for an "average" overall SEI is 45 to 55. Component SEIs (e.g. Grade 5 STAAR READING or PSAT WRITING) each have an average of 50 and standard deviation of 10; the range for an "average" component SEI is 40 to 60. Component SEIs are computed only if at least eight tests are included.


2013-14 School Effectiveness Index (SEI) Detail

141-JILL STONE ELEMENTARY SCHOOL AT VICKERY MEADOW

2014-15 DIVISION 2

Overall SEI: 55.5

AEIS Rating: Met Standard



NOTES: "Overall SEI" has an average of 50 and standard deviation of 5; the range for an "average" overall SEI is 45 to 55. Component SEIs (e.g. Grade 5 STAAR READING or PSAT WRITING) each have an average of 50 and standard deviation of 10; the range for an "average" component SEI is 40 to 60. Component SEIs are computed only if at least eight tests are included.


2013-14 School Effectiveness Index (SEI) Detail

148-TOM C. GOOCH ELEMENTARY SCHOOL

2014-15 DIVISION 2

Overall SEI: 54.5

AEIS Rating: Met Standard



NOTES: "Overall SEI" has an average of 50 and standard deviation of 5; the range for an "average" overall SEI is 45 to 55. Component SEIs (e.g. Grade 5 STAAR READING or PSAT WRITING) each have an average of 50 and standard deviation of 10; the range for an "average" component SEI is 40 to 60. Component SEIs are computed only if at least eight tests are included.

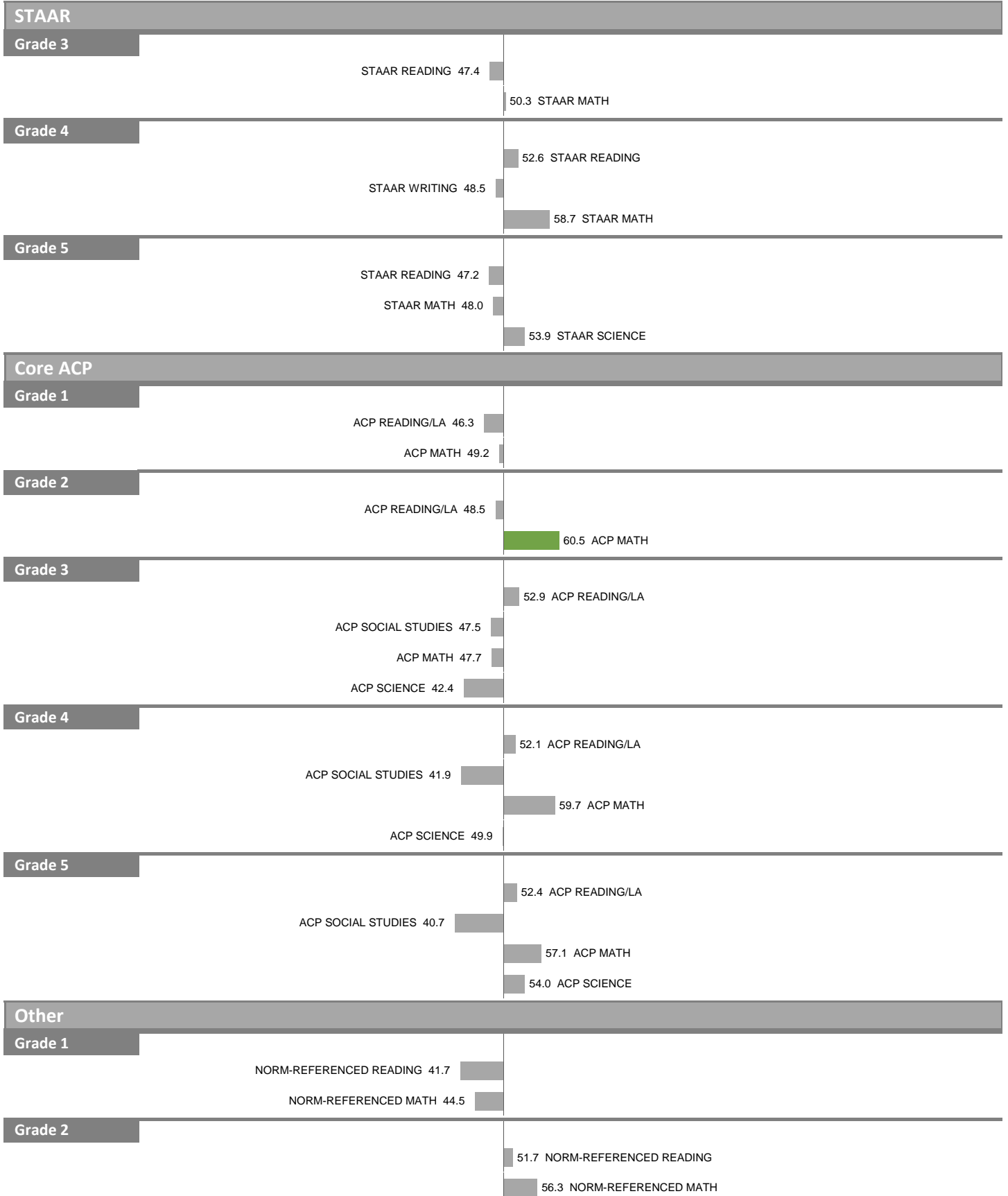
2013-14 School Effectiveness Index (SEI) Detail

156–NATHANIEL HAWTHORNE ELEMENTARY SCHOOL

Overall SEI: 50.0

2014-15 DIVISION 2

AEIS Rating: Met Standard



NOTES: "Overall SEI" has an average of 50 and standard deviation of 5; the range for an "average" overall SEI is 45 to 55. Component SEIs (e.g. Grade 5 STAAR READING or PSAT WRITING) each have an average of 50 and standard deviation of 10; the range for an "average" component SEI is 40 to 60. Component SEIs are computed only if at least eight tests are included.

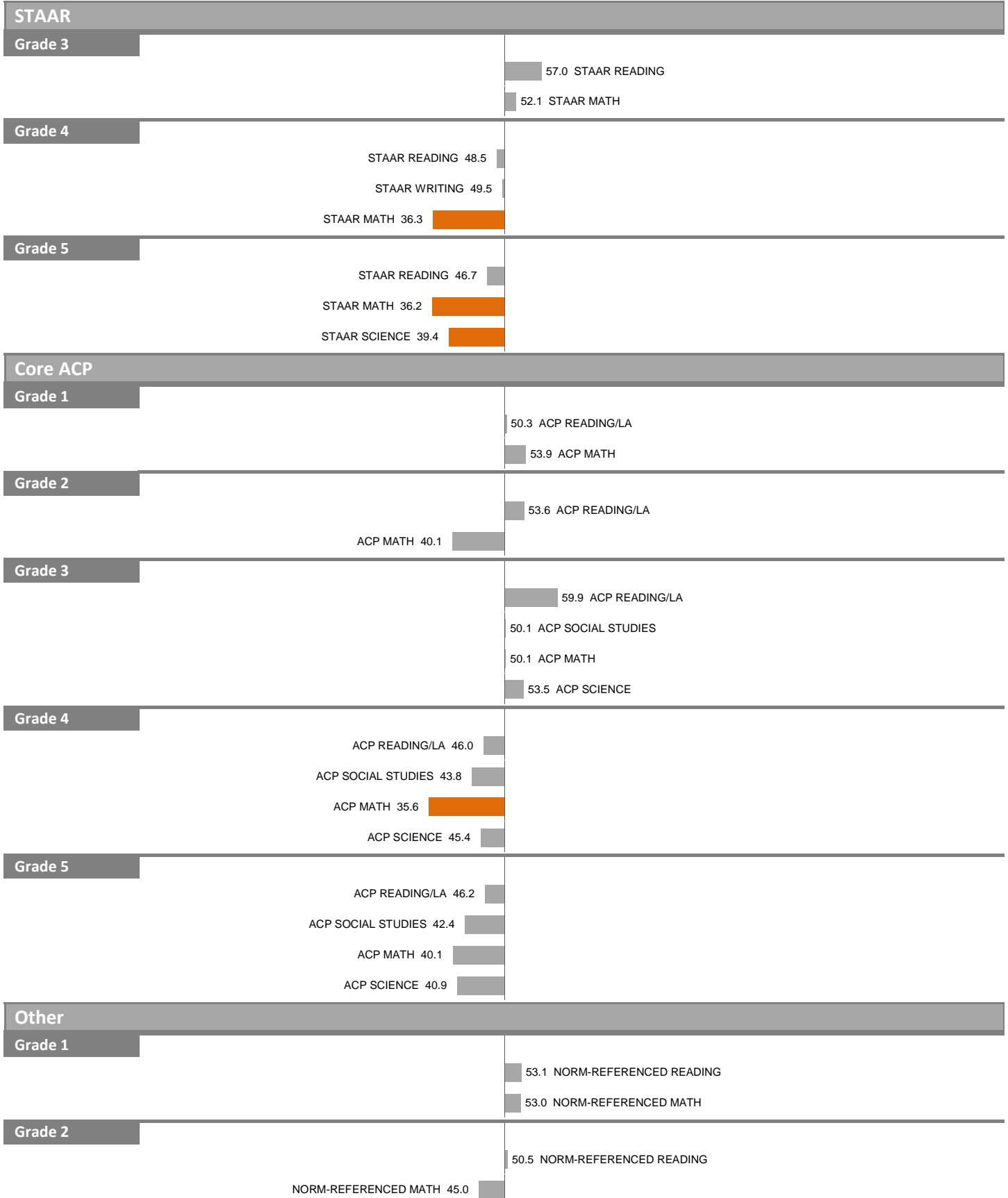
2013-14 School Effectiveness Index (SEI) Detail

159-L.L. HOTCHKISS ELEMENTARY SCHOOL

Overall SEI: 47.5

2014-15 DIVISION 2

AEIS Rating: Improvement Required



NOTES: "Overall SEI" has an average of 50 and standard deviation of 5; the range for an "average" overall SEI is 45 to 55. Component SEIs (e.g. Grade 5 STAAR READING or PSAT WRITING) each have an average of 50 and standard deviation of 10; the range for an "average" component SEI is 40 to 60. Component SEIs are computed only if at least eight tests are included.


2013-14 School Effectiveness Index (SEI) Detail

161-JOHN IRELAND ELEMENTARY SCHOOL

2014-15 DIVISION 2

Overall SEI: 50.4

AEIS Rating: Met Standard



NOTES: "Overall SEI" has an average of 50 and standard deviation of 5; the range for an "average" overall SEI is 45 to 55. Component SEIs (e.g. Grade 5 STAAR READING or PSAT WRITING) each have an average of 50 and standard deviation of 10; the range for an "average" component SEI is 40 to 60. Component SEIs are computed only if at least eight tests are included.

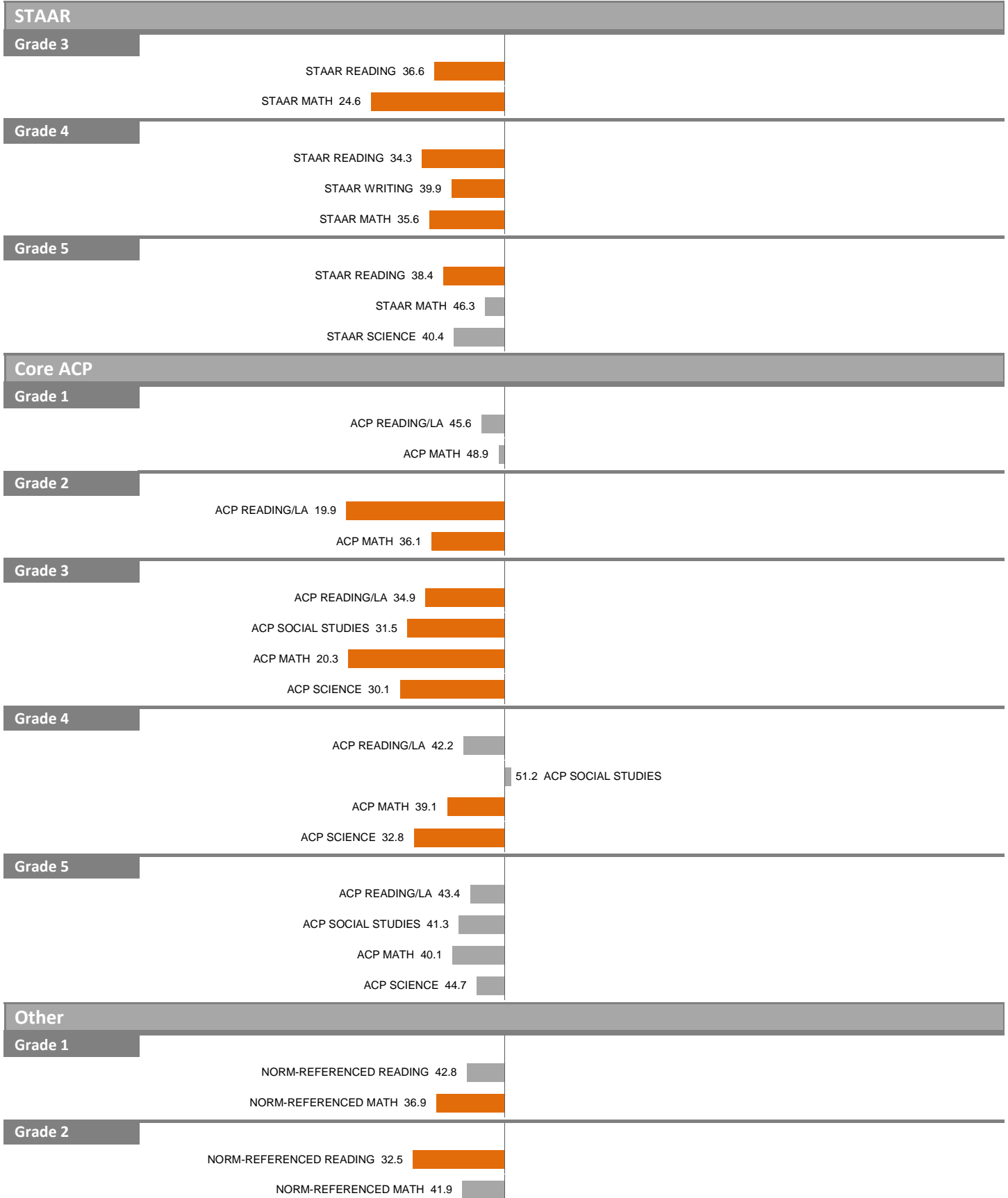
2013-14 School Effectiveness Index (SEI) Detail

163-ALBERT S. JOHNSTON ELEMENTARY SCHOOL

2014-15 DIVISION 2

Overall SEI: 39.2

AEIS Rating: Met Standard



NOTES: "Overall SEI" has an average of 50 and standard deviation of 5; the range for an "average" overall SEI is 45 to 55. Component SEIs (e.g. Grade 5 STAAR READING or PSAT WRITING) each have an average of 50 and standard deviation of 10; the range for an "average" component SEI is 40 to 60. Component SEIs are computed only if at least eight tests are included.

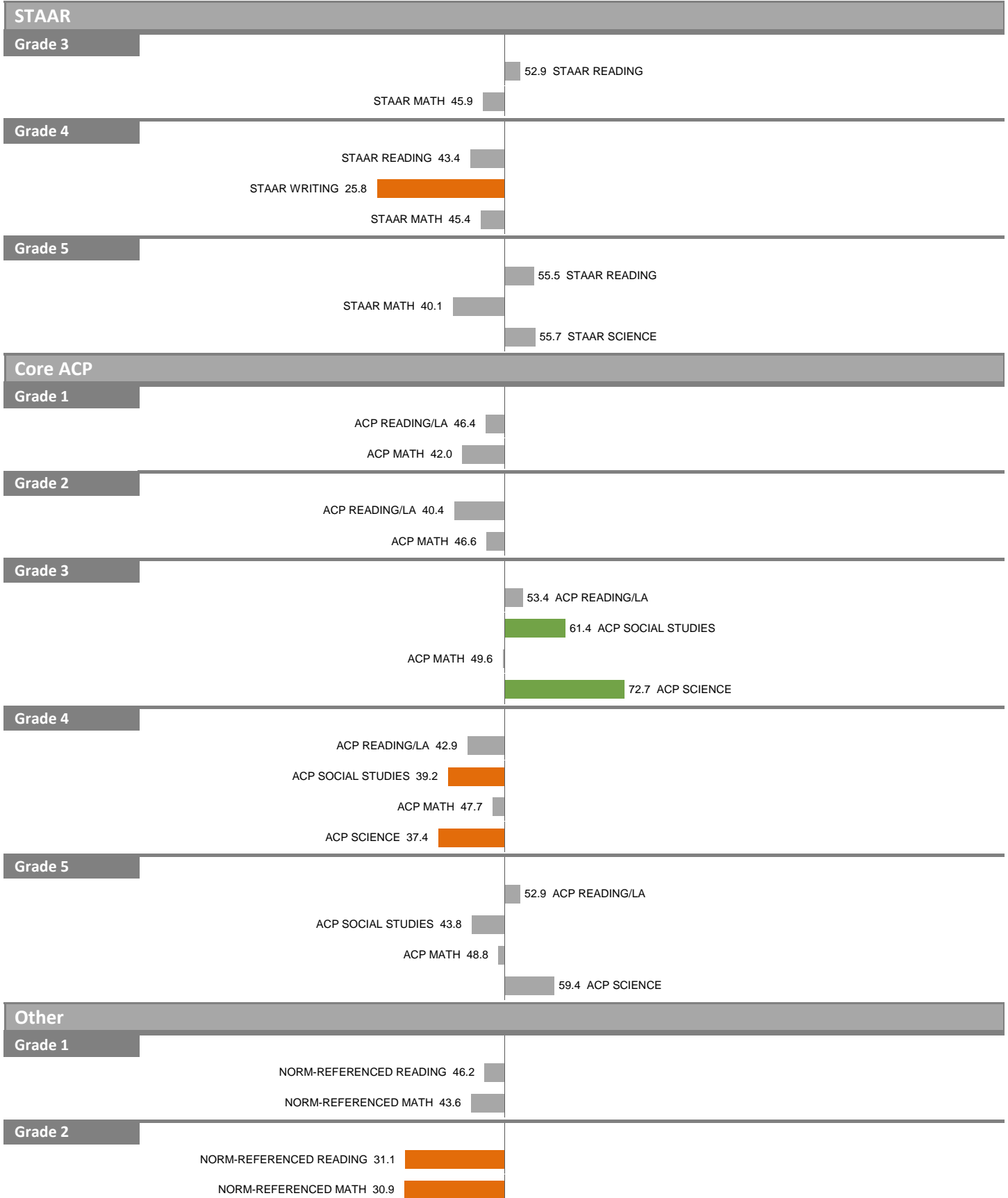
2013-14 School Effectiveness Index (SEI) Detail

176-JACK LOWE, SR. ELEMENTARY SCHOOL

Overall SEI: 45.2

2014-15 DIVISION 2

AEIS Rating: Improvement Required



NOTES: "Overall SEI" has an average of 50 and standard deviation of 5; the range for an "average" overall SEI is 45 to 55. Component SEIs (e.g. Grade 5 STAAR READING or PSAT WRITING) each have an average of 50 and standard deviation of 10; the range for an "average" component SEI is 40 to 60. Component SEIs are computed only if at least eight tests are included.

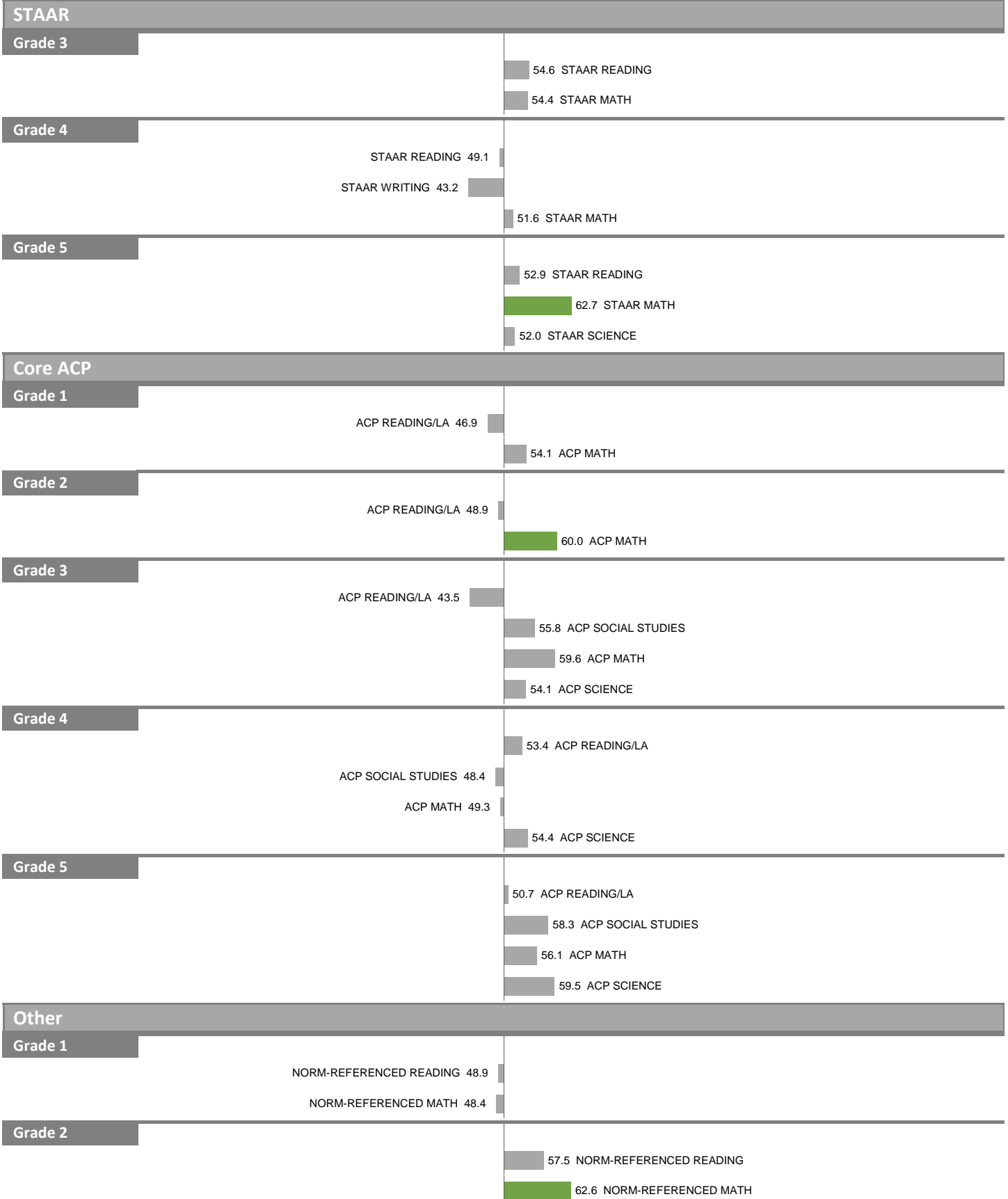
2013-14 School Effectiveness Index (SEI) Detail

182-HERBERT MARCUS ELEMENTARY SCHOOL

2014-15 DIVISION 2

Overall SEI: 52.7

AEIS Rating: Met Standard



NOTES: "Overall SEI" has an average of 50 and standard deviation of 5; the range for an "average" overall SEI is 45 to 55. Component SEIs (e.g. Grade 5 STAAR READING or PSAT WRITING) each have an average of 50 and standard deviation of 10; the range for an "average" component SEI is 40 to 60. Component SEIs are computed only if at least eight tests are included.


2013-14 School Effectiveness Index (SEI) Detail

185–WILLIAM B. MILLER ELEMENTARY SCHOOL

2014-15 DIVISION 2

Overall SEI: 50.8

AEIS Rating: Met Standard



NOTES: "Overall SEI" has an average of 50 and standard deviation of 5; the range for an "average" overall SEI is 45 to 55. Component SEIs (e.g. Grade 5 STAAR READING or PSAT WRITING) each have an average of 50 and standard deviation of 10; the range for an "average" component SEI is 40 to 60. Component SEIs are computed only if at least eight tests are included.

2013-14 School Effectiveness Index (SEI) Detail

186-ROGER Q. MILLS ELEMENTARY SCHOOL

Overall SEI: 41.0

2014-15 DIVISION 2

AEIS Rating: Improvement Required



NOTES: "Overall SEI" has an average of 50 and standard deviation of 5; the range for an "average" overall SEI is 45 to 55. Component SEIs (e.g. Grade 5 STAAR READING or PSAT WRITING) each have an average of 50 and standard deviation of 10; the range for an "average" component SEI is 40 to 60. Component SEIs are computed only if at least eight tests are included.

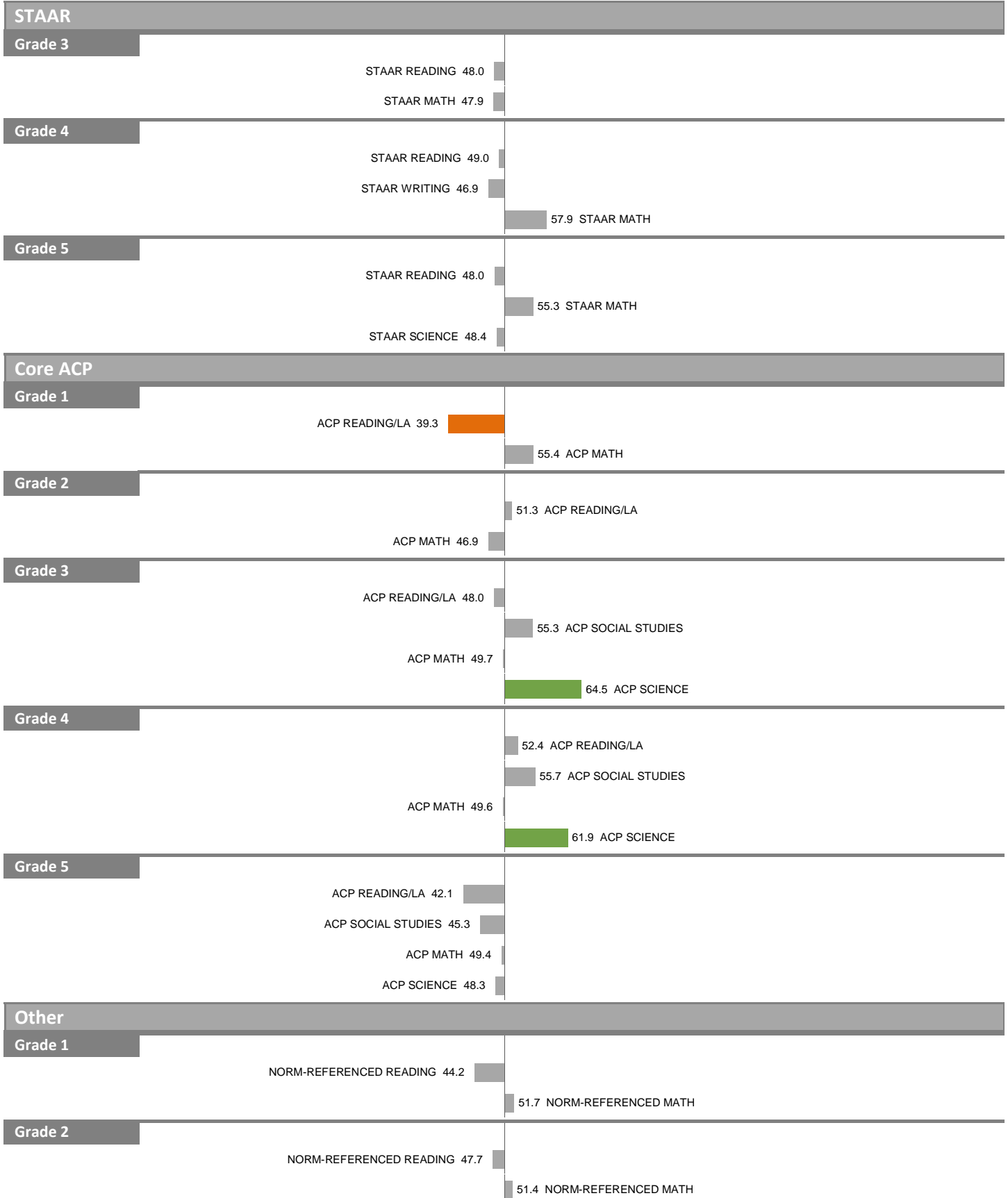
2013-14 School Effectiveness Index (SEI) Detail

207-SAN JACINTO ELEMENTARY SCHOOL

Overall SEI: 50.0

2014-15 DIVISION 2

AEIS Rating: Met Standard



NOTES: "Overall SEI" has an average of 50 and standard deviation of 5; the range for an "average" overall SEI is 45 to 55. Component SEIs (e.g. Grade 5 STAAR READING or PSAT WRITING) each have an average of 50 and standard deviation of 10; the range for an "average" component SEI is 40 to 60. Component SEIs are computed only if at least eight tests are included.

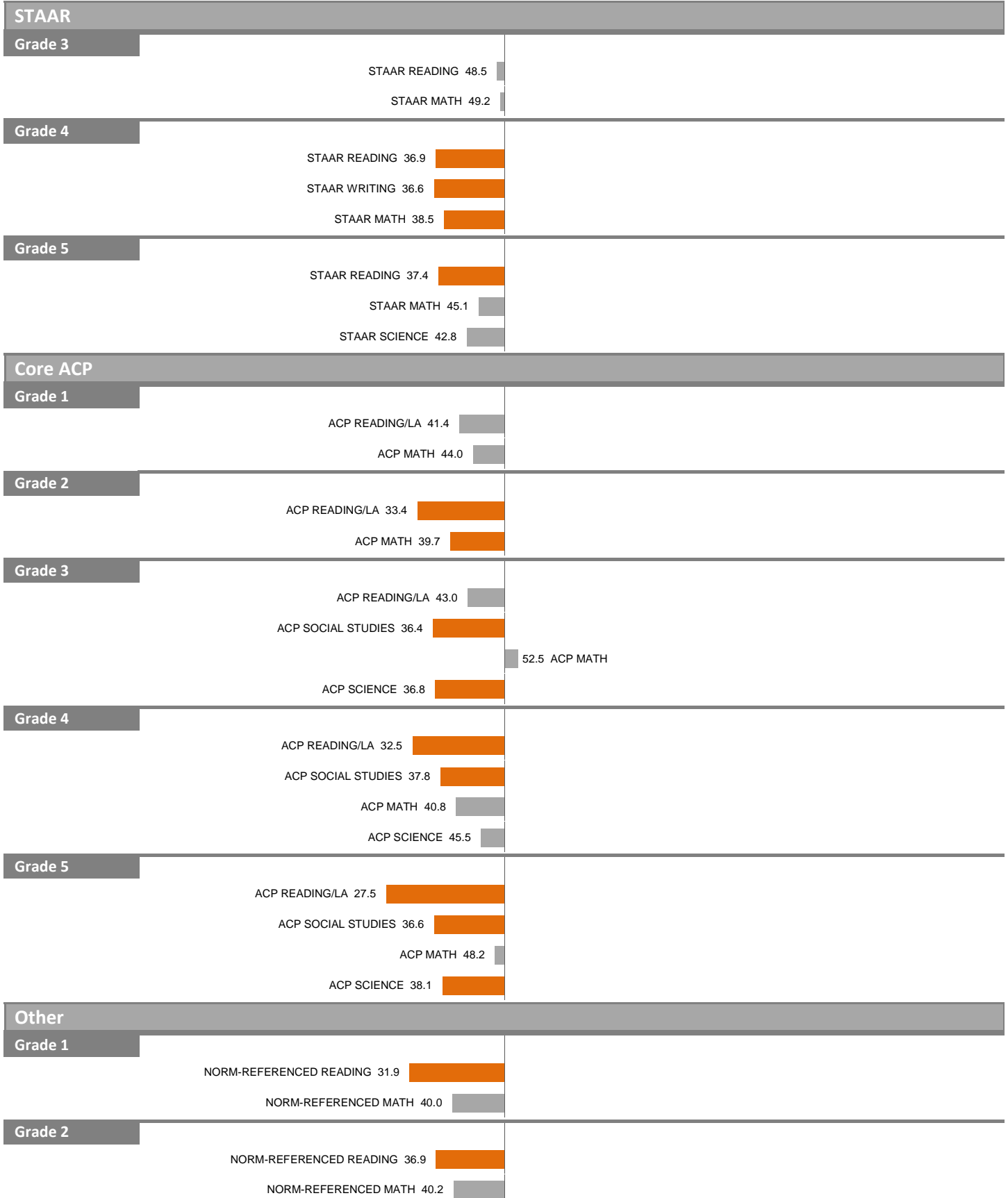
2013-14 School Effectiveness Index (SEI) Detail

216-EDWARD TITCHE ELEMENTARY SCHOOL

Overall SEI: 41.4

2014-15 DIVISION 2

AEIS Rating: Improvement Required



NOTES: "Overall SEI" has an average of 50 and standard deviation of 5; the range for an "average" overall SEI is 45 to 55. Component SEIs (e.g. Grade 5 STAAR READING or PSAT WRITING) each have an average of 50 and standard deviation of 10; the range for an "average" component SEI is 40 to 60. Component SEIs are computed only if at least eight tests are included.

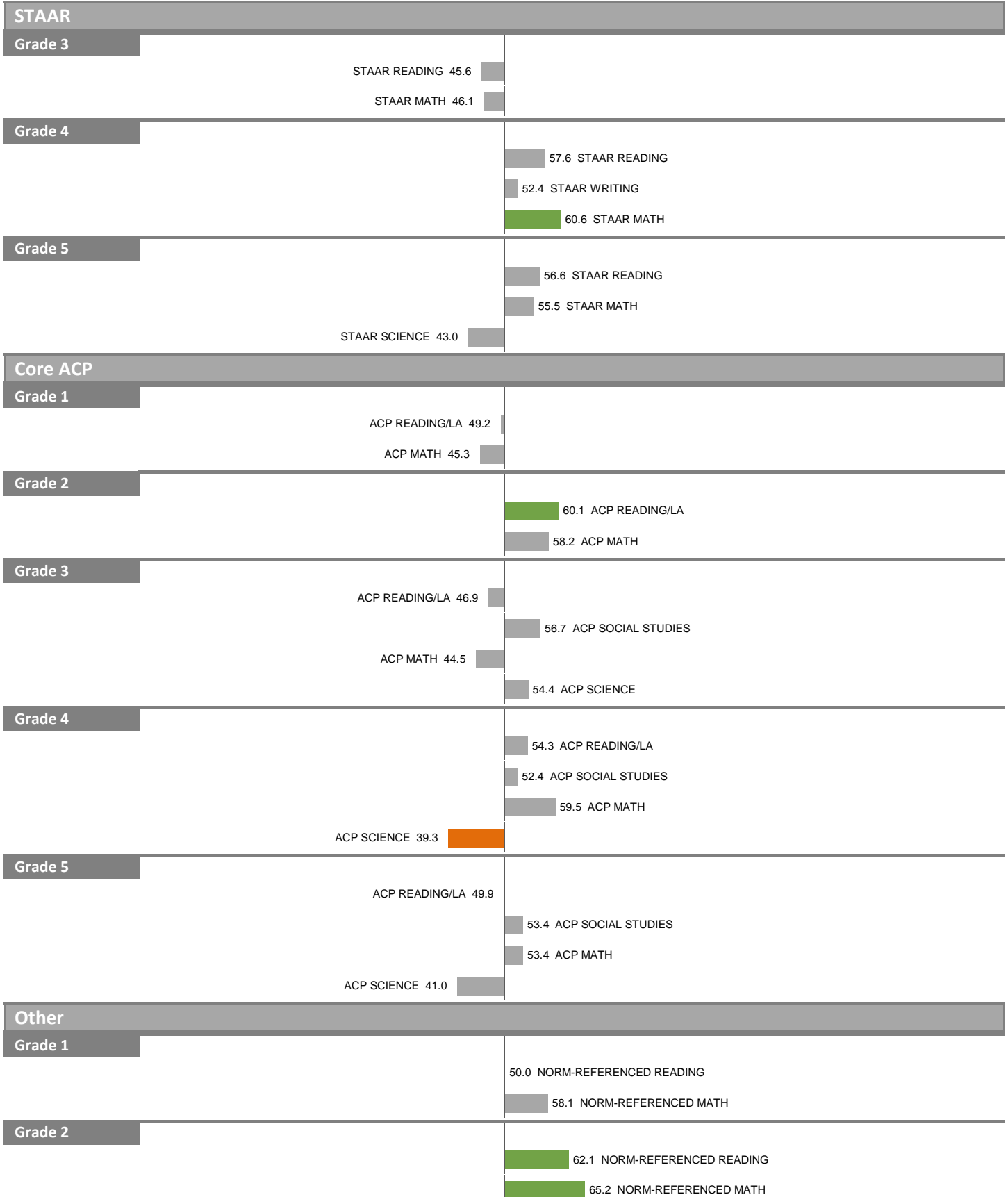
2013-14 School Effectiveness Index (SEI) Detail

230—HARRY C. WITHERS ELEMENTARY SCHOOL

Overall SEI: 53.0

2014-15 DIVISION 2

AEIS Rating: Met Standard



NOTES: "Overall SEI" has an average of 50 and standard deviation of 5; the range for an "average" overall SEI is 45 to 55. Component SEIs (e.g. Grade 5 STAAR READING or PSAT WRITING) each have an average of 50 and standard deviation of 10; the range for an "average" component SEI is 40 to 60. Component SEIs are computed only if at least eight tests are included.


2013-14 School Effectiveness Index (SEI) Detail

233-NATHAN ADAMS ELEMENTARY SCHOOL

2014-15 DIVISION 2

Overall SEI: 54.7

AEIS Rating: Met Standard



NOTES: "Overall SEI" has an average of 50 and standard deviation of 5; the range for an "average" overall SEI is 45 to 55. Component SEIs (e.g. Grade 5 STAAR READING or PSAT WRITING) each have an average of 50 and standard deviation of 10; the range for an "average" component SEI is 40 to 60. Component SEIs are computed only if at least eight tests are included.

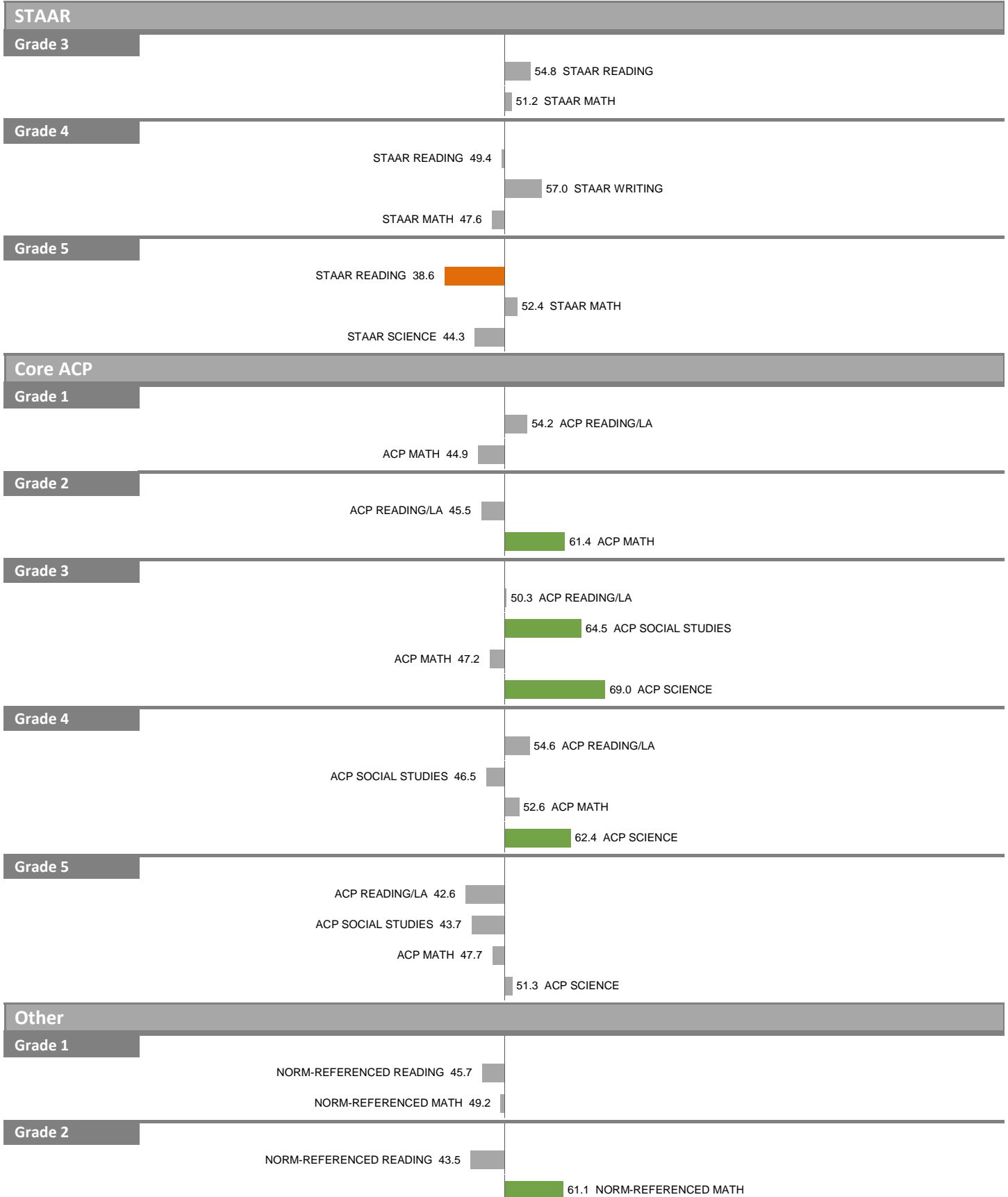
2013-14 School Effectiveness Index (SEI) Detail

237-JOHN W. RUNYON ELEMENTARY SCHOOL

Overall SEI: 50.2

2014-15 DIVISION 2

AEIS Rating: Met Standard



NOTES: "Overall SEI" has an average of 50 and standard deviation of 5; the range for an "average" overall SEI is 45 to 55. Component SEIs (e.g. Grade 5 STAAR READING or PSAT WRITING) each have an average of 50 and standard deviation of 10; the range for an "average" component SEI is 40 to 60. Component SEIs are computed only if at least eight tests are included.

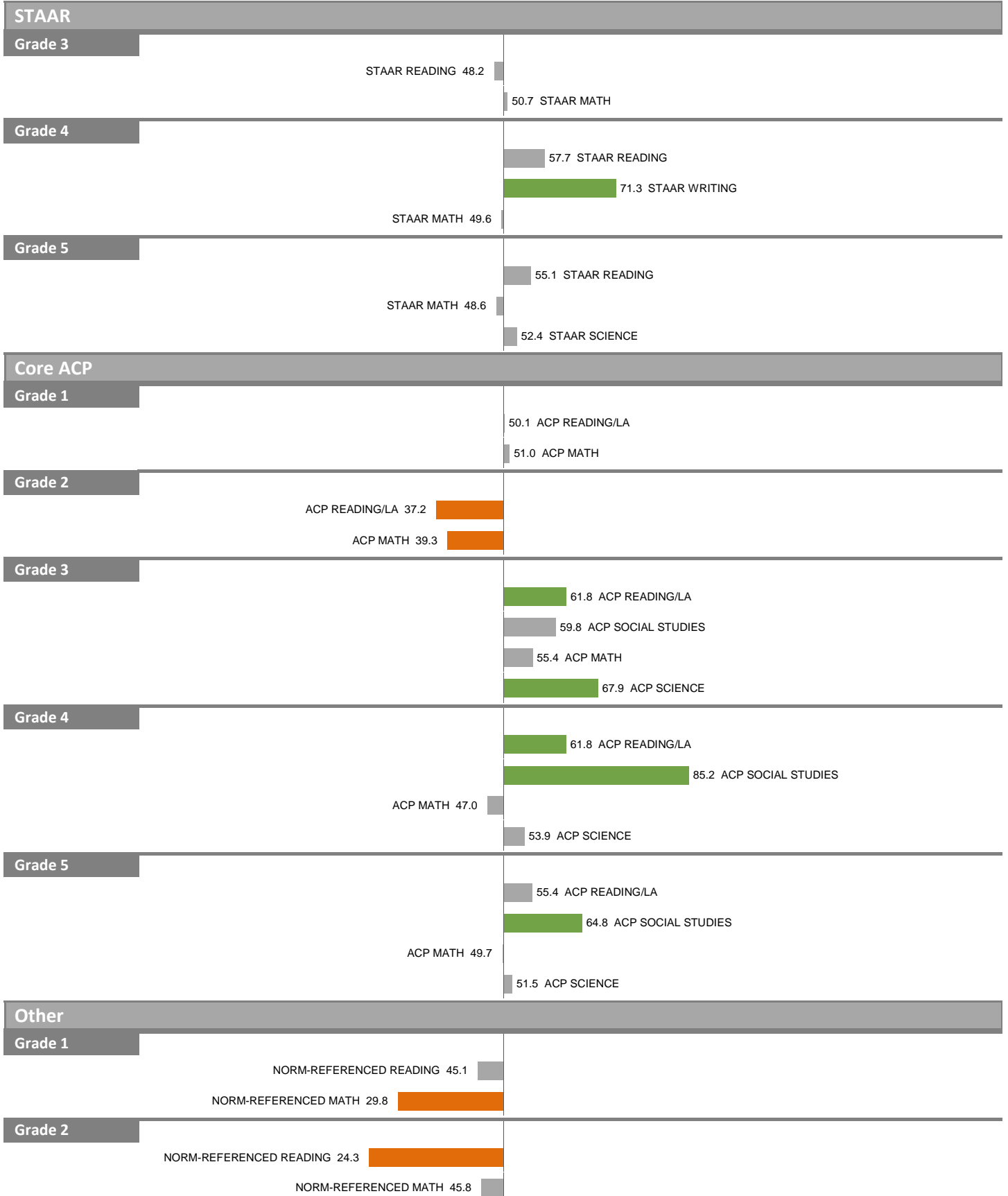
2013-14 School Effectiveness Index (SEI) Detail

263--J.P. STARKS ELEMENTARY SCHOOL

Overall SEI: 50.0

2014-15 DIVISION 2

AEIS Rating: Met Standard



NOTES: "Overall SEI" has an average of 50 and standard deviation of 5; the range for an "average" overall SEI is 45 to 55. Component SEIs (e.g. Grade 5 STAAR READING or PSAT WRITING) each have an average of 50 and standard deviation of 10; the range for an "average" component SEI is 40 to 60. Component SEIs are computed only if at least eight tests are included.

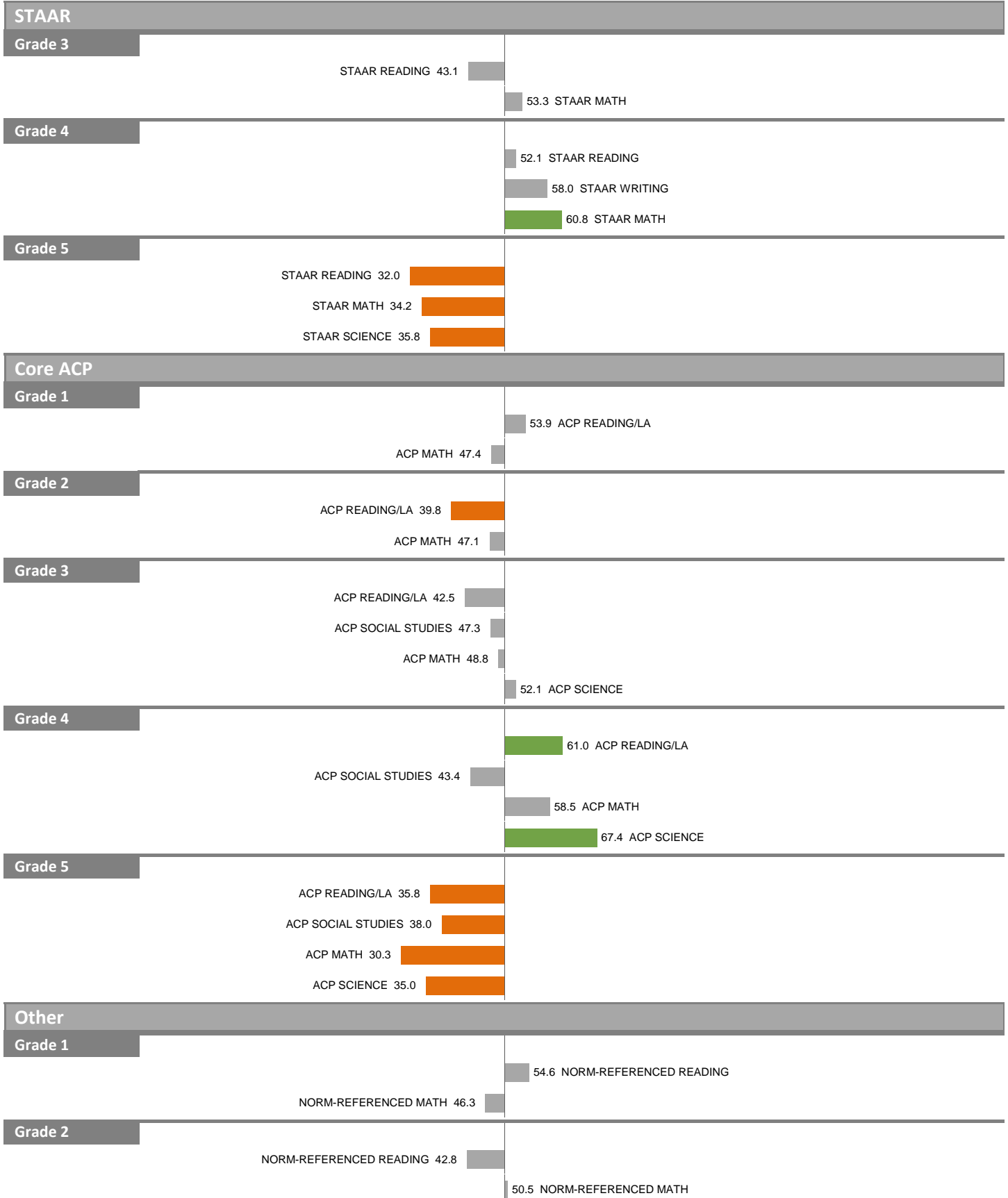
2013-14 School Effectiveness Index (SEI) Detail

273-PLEASANT GROVE ELEMENTARY SCHOOL

Overall SEI: 47.3

2014-15 DIVISION 2

AEIS Rating: Met Standard



NOTES: "Overall SEI" has an average of 50 and standard deviation of 5; the range for an "average" overall SEI is 45 to 55. Component SEIs (e.g. Grade 5 STAAR READING or PSAT WRITING) each have an average of 50 and standard deviation of 10; the range for an "average" component SEI is 40 to 60. Component SEIs are computed only if at least eight tests are included.


2013-14 School Effectiveness Index (SEI) Detail

279—JERRY R. JUNKINS ELEMENTARY SCHOOL

2014-15 DIVISION 2

Overall SEI: 52.4

AEIS Rating: Met Standard



NOTES: "Overall SEI" has an average of 50 and standard deviation of 5; the range for an "average" overall SEI is 45 to 55. Component SEIs (e.g. Grade 5 STAAR READING or PSAT WRITING) each have an average of 50 and standard deviation of 10; the range for an "average" component SEI is 40 to 60. Component SEIs are computed only if at least eight tests are included.


2013-14 School Effectiveness Index (SEI) Detail

284-HIGHLAND MEADOWS ELEMENTARY SCHOOL

2014-15 DIVISION 2

Overall SEI: 53.5

AEIS Rating: Met Standard



NOTES: "Overall SEI" has an average of 50 and standard deviation of 5; the range for an "average" overall SEI is 45 to 55. Component SEIs (e.g. Grade 5 STAAR READING or PSAT WRITING) each have an average of 50 and standard deviation of 10; the range for an "average" component SEI is 40 to 60. Component SEIs are computed only if at least eight tests are included.


2013-14 School Effectiveness Index (SEI) Detail

286-LEE A. MCSHAN, JR. ELEMENTARY SCHOOL

2014-15 DIVISION 2

Overall SEI: 50.6

AEIS Rating: Met Standard



NOTES: "Overall SEI" has an average of 50 and standard deviation of 5; the range for an "average" overall SEI is 45 to 55. Component SEIs (e.g. Grade 5 STAAR READING or PSAT WRITING) each have an average of 50 and standard deviation of 10; the range for an "average" component SEI is 40 to 60. Component SEIs are computed only if at least eight tests are included.


2013-14 School Effectiveness Index (SEI) Detail

303–THELMA E. PAGE RICHARDSON ELEMENTARY SCHOOL

Overall SEI: 47.3

2014-15 DIVISION 2

AEIS Rating: Met Standard



NOTES: "Overall SEI" has an average of 50 and standard deviation of 5; the range for an "average" overall SEI is 45 to 55. Component SEIs (e.g. Grade 5 STAAR READING or PSAT WRITING) each have an average of 50 and standard deviation of 10; the range for an "average" component SEI is 40 to 60. Component SEIs are computed only if at least eight tests are included.

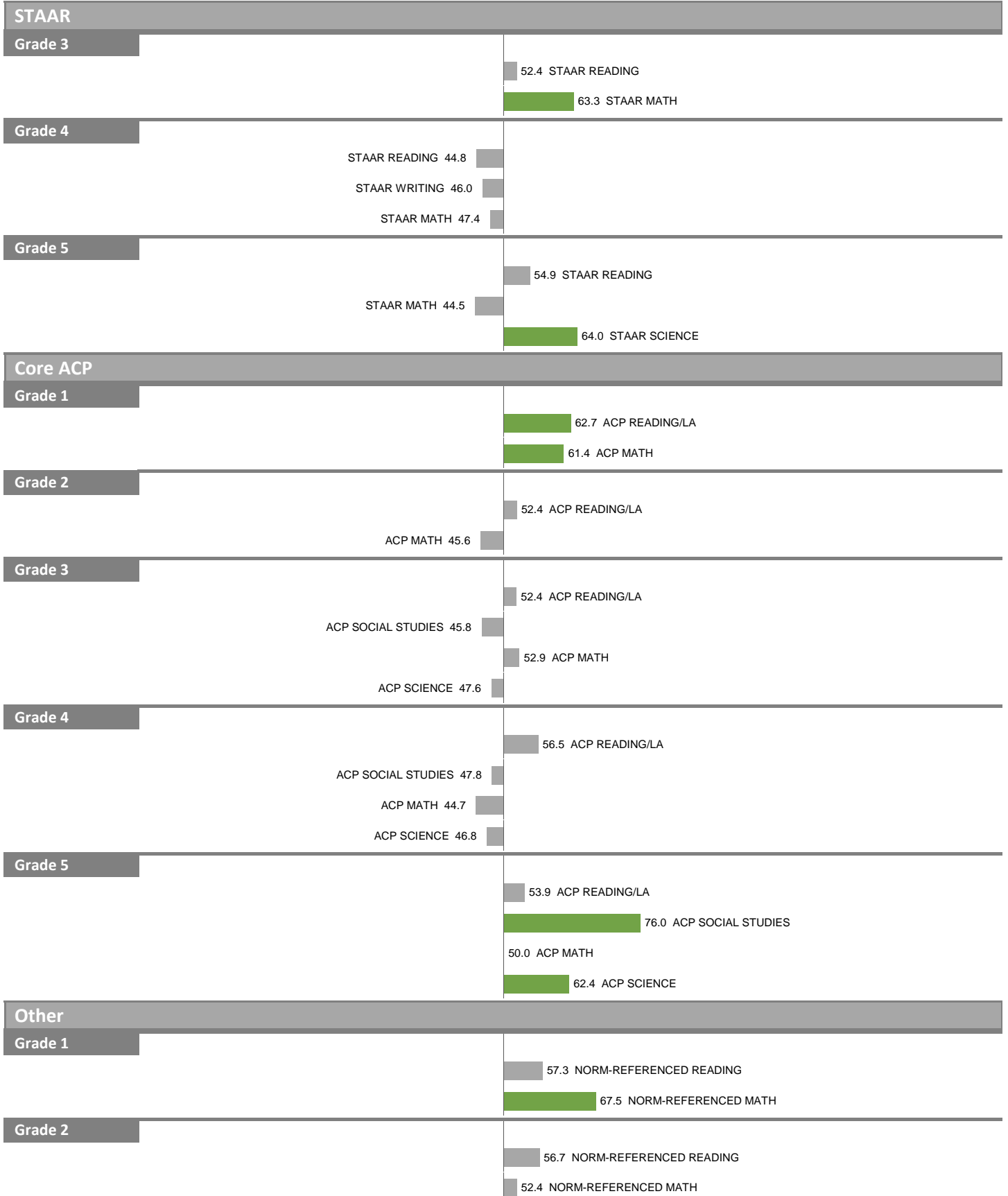
2013-14 School Effectiveness Index (SEI) Detail

304—GEORGE H.W. BUSH ELEMENTARY SCHOOL

2014-15 DIVISION 2

Overall SEI: 53.5

AEIS Rating: Met Standard



NOTES: "Overall SEI" has an average of 50 and standard deviation of 5; the range for an "average" overall SEI is 45 to 55. Component SEIs (e.g. Grade 5 STAAR READING or PSAT WRITING) each have an average of 50 and standard deviation of 10; the range for an "average" component SEI is 40 to 60. Component SEIs are computed only if at least eight tests are included.