

2013-14 School Effectiveness Index (SEI) Detail

7–THOMAS JEFFERSON HIGH SCHOOL

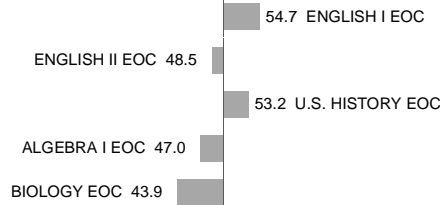
Overall SEI: 46.1

2014-15 DIVISION 1

AEIS Rating: Met Standard

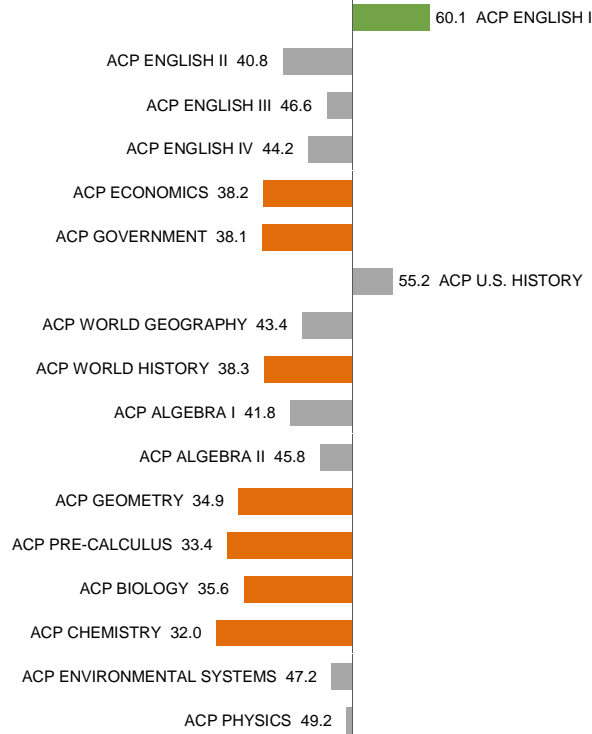
STAAR

Schoolwide



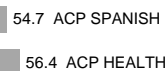
Core ACP

Schoolwide




Other ACP

Schoolwide



Other

Grade 12



NOTES: "Overall SEI" has an average of 50 and standard deviation of 5; the range for an "average" overall SEI is 45 to 55. Component SEIs (e.g. Grade 5 STAAR READING or PSAT WRITING) each have an average of 50 and standard deviation of 10; the range for an "average" component SEI is 40 to 60. Component SEIs are computed only if at least eight tests are included.

2013-14 School Effectiveness Index (SEI) Detail

7-THOMAS JEFFERSON HIGH SCHOOL

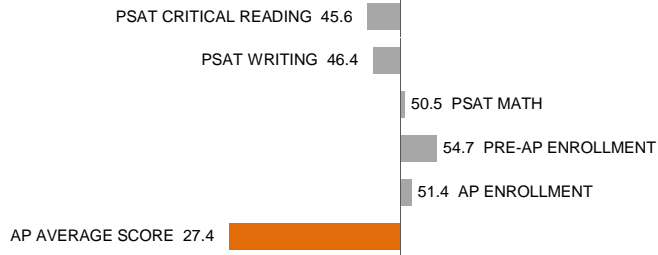
Overall SEI: 46.1

2014-15 DIVISION 1

AEIS Rating: Met Standard

Other

Schoolwide



NOTES: "Overall SEI" has an average of 50 and standard deviation of 5; the range for an "average" overall SEI is 45 to 55. Component SEIs (e.g. Grade 5 STAAR READING or PSAT WRITING) each have an average of 50 and standard deviation of 10; the range for an "average" component SEI is 40 to 60. Component SEIs are computed only if at least eight tests are included.

2013-14 School Effectiveness Index (SEI) Detail

8--JUSTIN F. KIMBALL HIGH SCHOOL


2014-15 DIVISION 1

Overall SEI: 50.7

AEIS Rating: Met Standard


STAAR

Schoolwide



Core ACP

Schoolwide



Other ACP

Schoolwide



NOTES: "Overall SEI" has an average of 50 and standard deviation of 5; the range for an "average" overall SEI is 45 to 55. Component SEIs (e.g. Grade 5 STAAR READING or PSAT WRITING) each have an average of 50 and standard deviation of 10; the range for an "average" component SEI is 40 to 60. Component SEIs are computed only if at least eight tests are included.

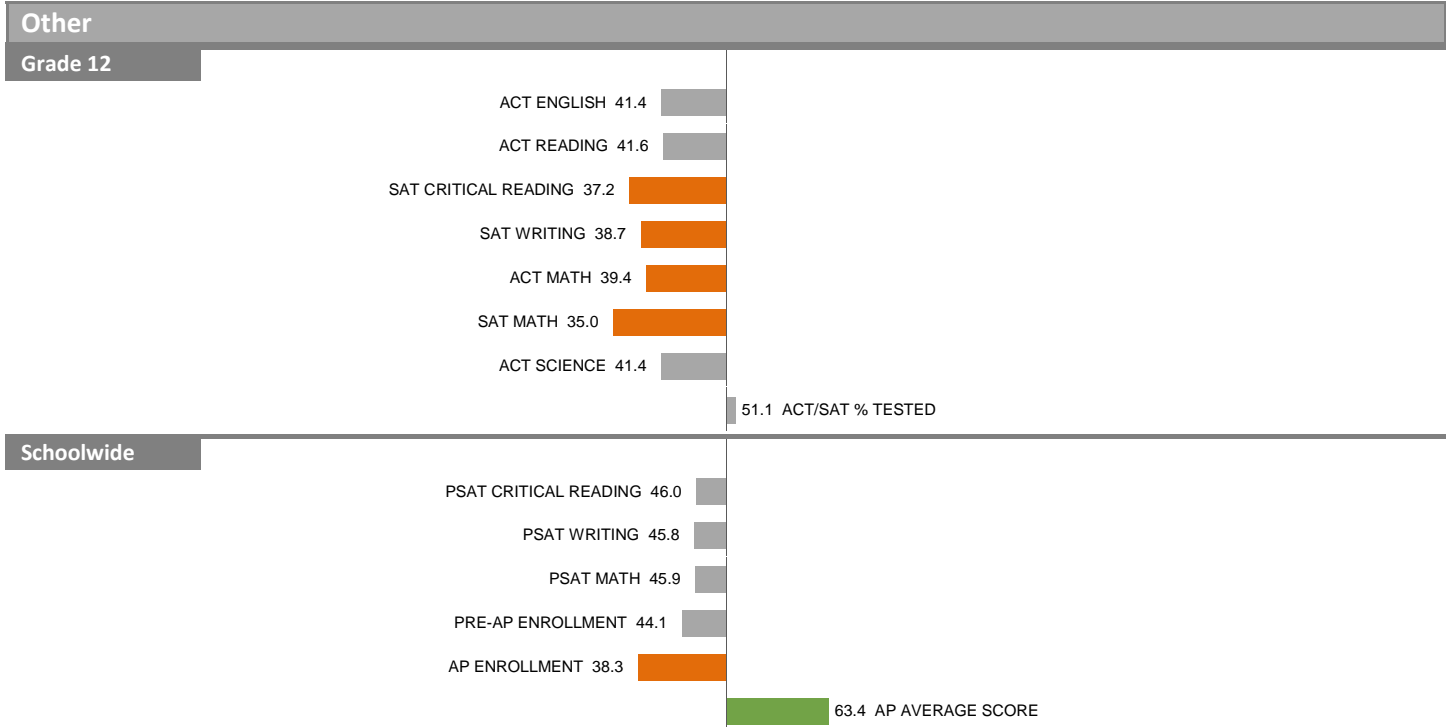
2013-14 School Effectiveness Index (SEI) Detail

8--JUSTIN F. KIMBALL HIGH SCHOOL

2014-15 DIVISION 1

Overall SEI: 50.7

AEIS Rating: Met Standard



NOTES: "Overall SEI" has an average of 50 and standard deviation of 5; the range for an "average" overall SEI is 45 to 55. Component SEIs (e.g. Grade 5 STAAR READING or PSAT WRITING) each have an average of 50 and standard deviation of 10; the range for an "average" component SEI is 40 to 60. Component SEIs are computed only if at least eight tests are included.

2013-14 School Effectiveness Index (SEI) Detail

18-SUNSET HIGH SCHOOL

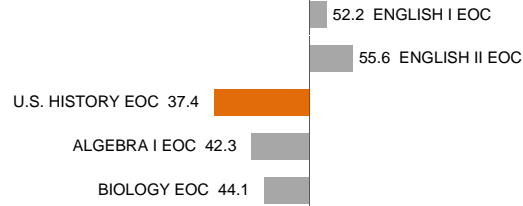
2014-15 DIVISION 1

Overall SEI: 48.5

AEIS Rating: Met Standard

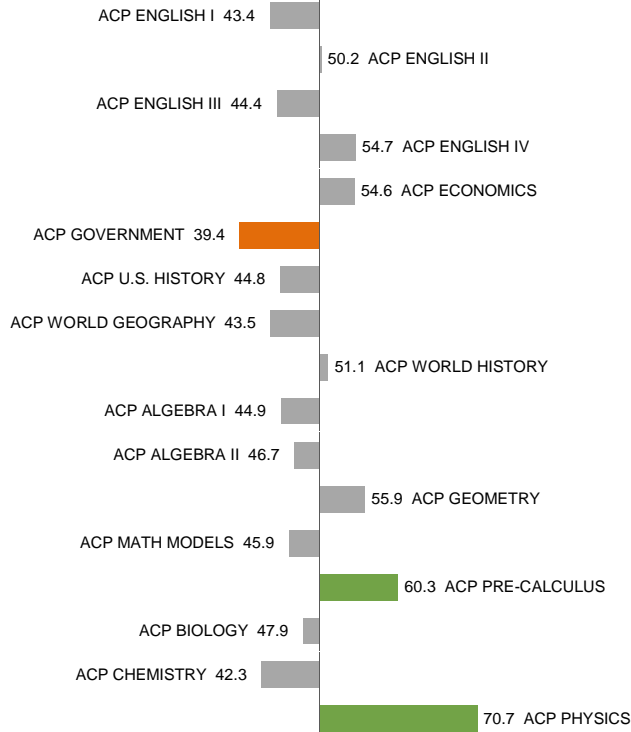
STAAR

Schoolwide



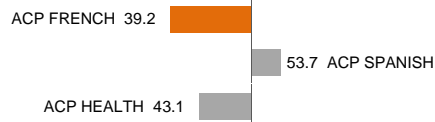
Core ACP

Schoolwide



Other ACP

Schoolwide



NOTES: "Overall SEI" has an average of 50 and standard deviation of 5; the range for an "average" overall SEI is 45 to 55. Component SEIs (e.g. Grade 5 STAAR READING or PSAT WRITING) each have an average of 50 and standard deviation of 10; the range for an "average" component SEI is 40 to 60. Component SEIs are computed only if at least eight tests are included.

2013-14 School Effectiveness Index (SEI) Detail

18-SUNSET HIGH SCHOOL

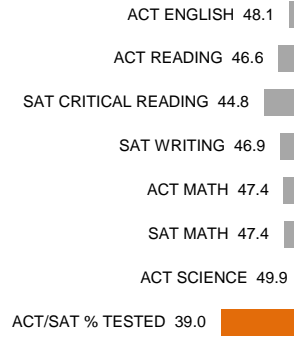
2014-15 DIVISION 1

Overall SEI: 48.5


AEIS Rating: Met Standard

Other

Grade 12



Schoolwide



NOTES: "Overall SEI" has an average of 50 and standard deviation of 5; the range for an "average" overall SEI is 45 to 55. Component SEIs (e.g. Grade 5 STAAR READING or PSAT WRITING) each have an average of 50 and standard deviation of 10; the range for an "average" component SEI is 40 to 60. Component SEIs are computed only if at least eight tests are included.

2013-14 School Effectiveness Index (SEI) Detail

23-DAVID W. CARTER HIGH SCHOOL

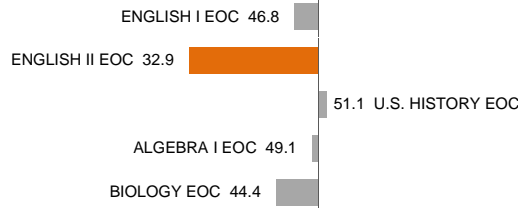
Overall SEI: 48.1

2014-15 DIVISION 1

AEIS Rating: Improvement Required

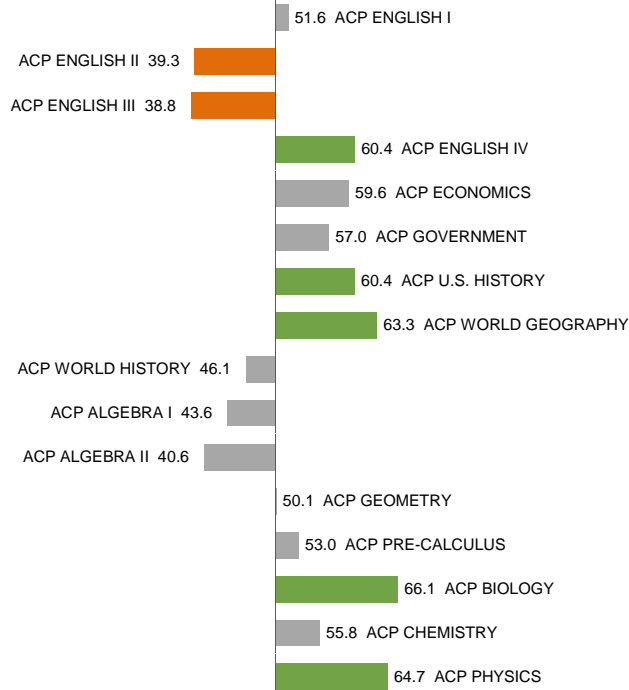
STAAR

Schoolwide



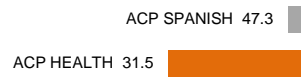
Core ACP

Schoolwide



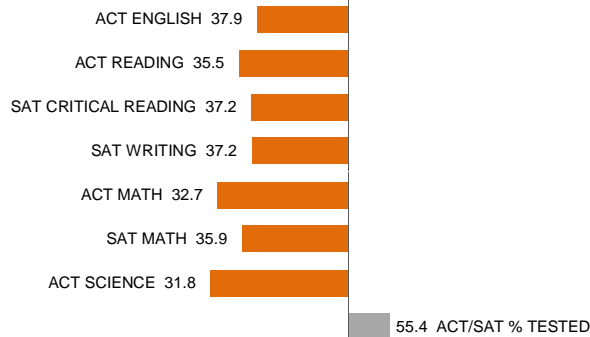
Other ACP

Schoolwide



Other

Grade 12



NOTES: "Overall SEI" has an average of 50 and standard deviation of 5; the range for an "average" overall SEI is 45 to 55. Component SEIs (e.g. Grade 5 STAAR READING or PSAT WRITING) each have an average of 50 and standard deviation of 10; the range for an "average" component SEI is 40 to 60. Component SEIs are computed only if at least eight tests are included.

2013-14 School Effectiveness Index (SEI) Detail

23-DAVID W. CARTER HIGH SCHOOL

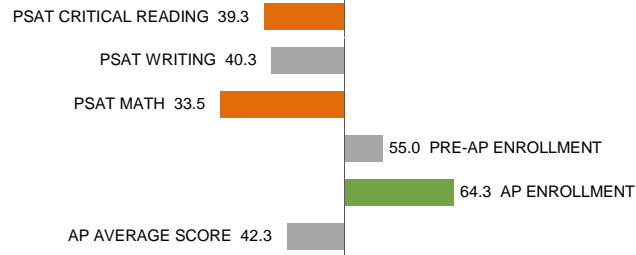
Overall SEI: 48.1

2014-15 DIVISION 1

AEIS Rating: Improvement Required

Other

Schoolwide



NOTES: "Overall SEI" has an average of 50 and standard deviation of 5; the range for an "average" overall SEI is 45 to 55. Component SEIs (e.g. Grade 5 STAAR READING or PSAT WRITING) each have an average of 50 and standard deviation of 10; the range for an "average" component SEI is 40 to 60. Component SEIs are computed only if at least eight tests are included.


2013-14 School Effectiveness Index (SEI) Detail

42-WILLIAM H. ATWELL MIDDLE SCHOOL

2014-15 DIVISION 1

Overall SEI: 47.1

AEIS Rating: Met Standard



NOTES: "Overall SEI" has an average of 50 and standard deviation of 5; the range for an "average" overall SEI is 45 to 55. Component SEIs (e.g. Grade 5 STAAR READING or PSAT WRITING) each have an average of 50 and standard deviation of 10; the range for an "average" component SEI is 40 to 60. Component SEIs are computed only if at least eight tests are included.

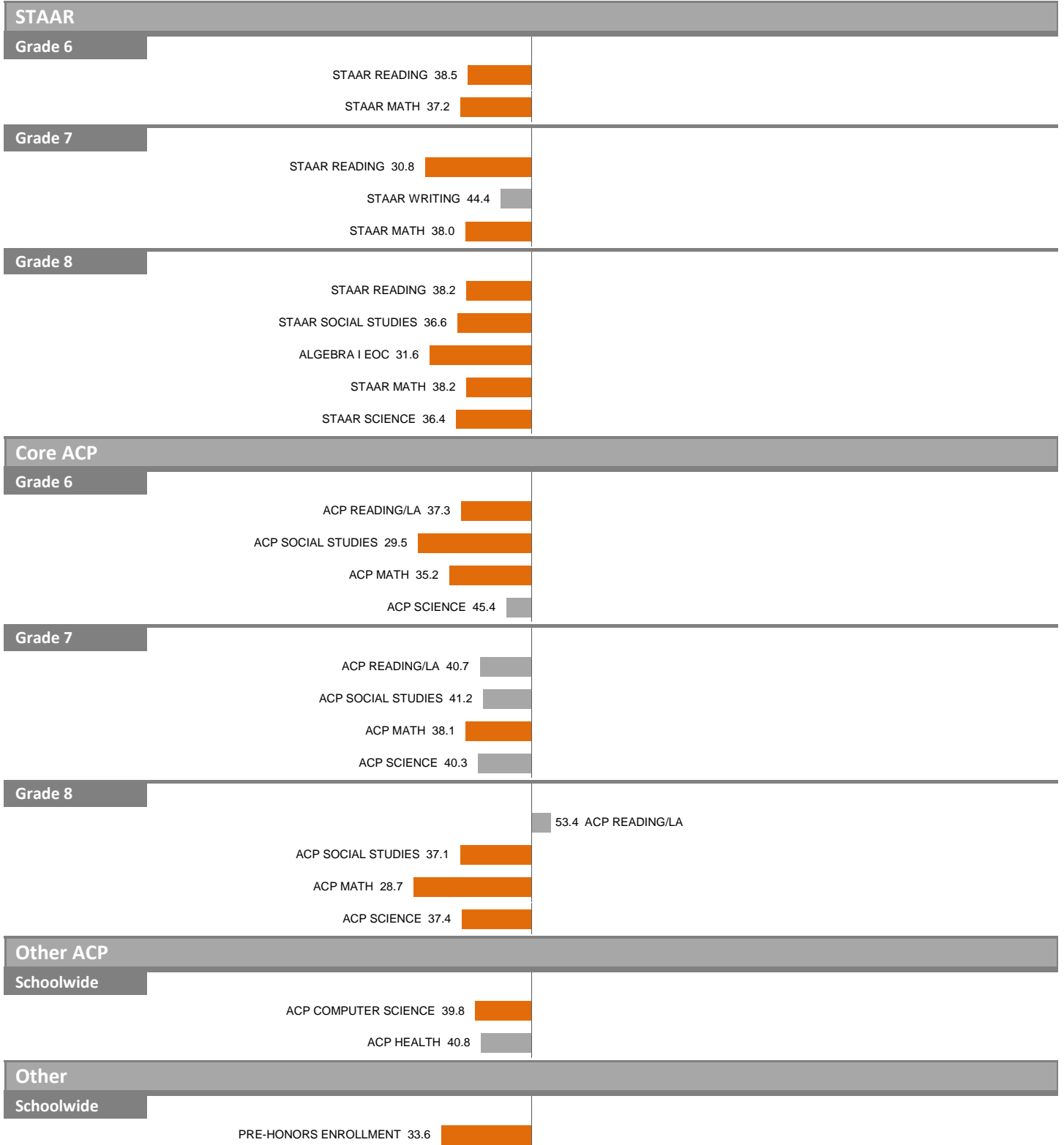
2013-14 School Effectiveness Index (SEI) Detail

43-T.W. BROWNE MIDDLE SCHOOL

Overall SEI: 39.6

2014-15 DIVISION 1

AEIS Rating: Improvement Required



NOTES: "Overall SEI" has an average of 50 and standard deviation of 5; the range for an "average" overall SEI is 45 to 55. Component SEIs (e.g. Grade 5 STAAR READING or PSAT WRITING) each have an average of 50 and standard deviation of 10; the range for an "average" component SEI is 40 to 60. Component SEIs are computed only if at least eight tests are included.

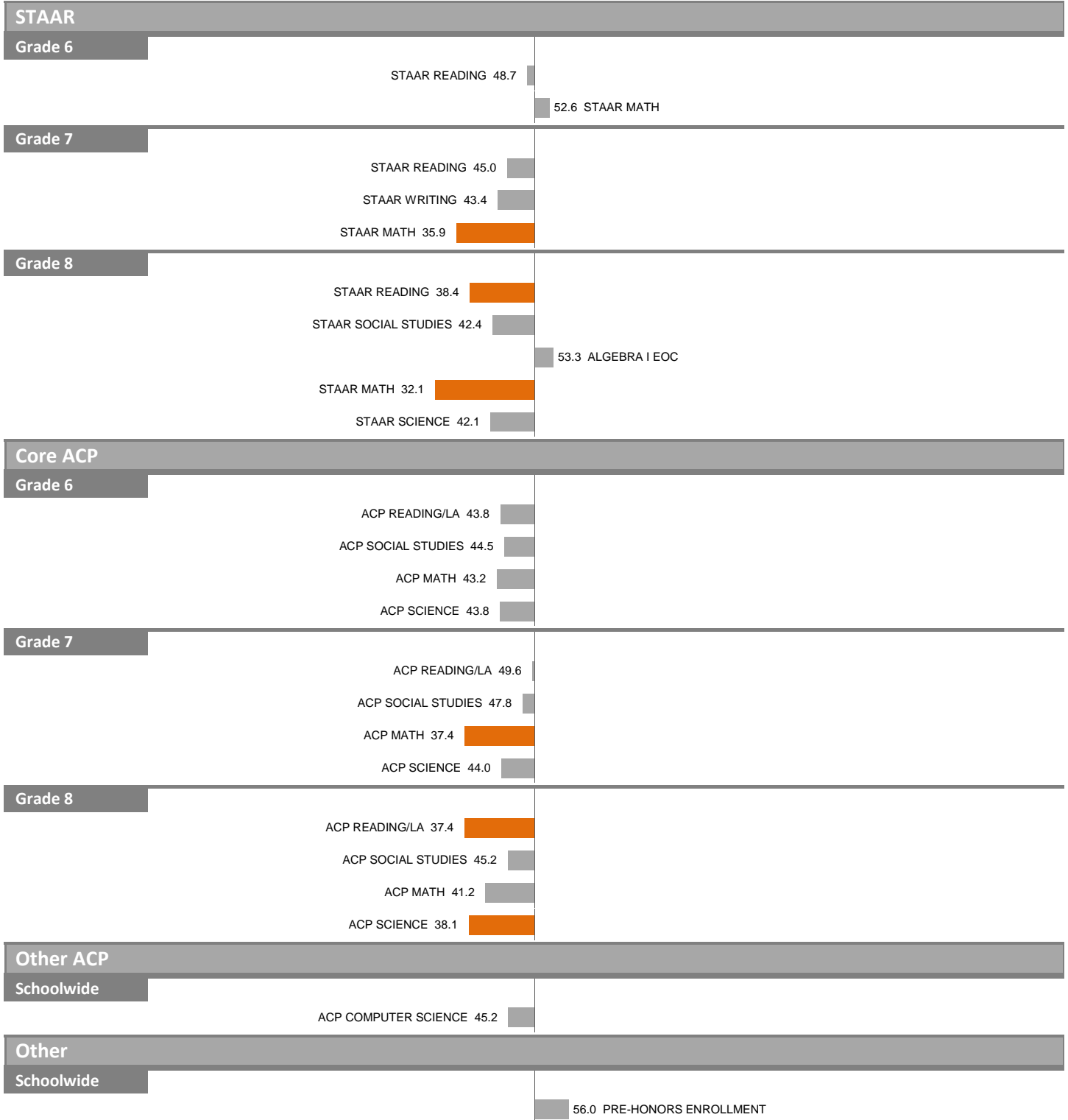
2013-14 School Effectiveness Index (SEI) Detail

44-E.H. CARY MIDDLE SCHOOL

Overall SEI: 44.1

2014-15 DIVISION 1

AEIS Rating: Improvement Required



NOTES: "Overall SEI" has an average of 50 and standard deviation of 5; the range for an "average" overall SEI is 45 to 55. Component SEIs (e.g. Grade 5 STAAR READING or PSAT WRITING) each have an average of 50 and standard deviation of 10; the range for an "average" component SEI is 40 to 60. Component SEIs are computed only if at least eight tests are included.

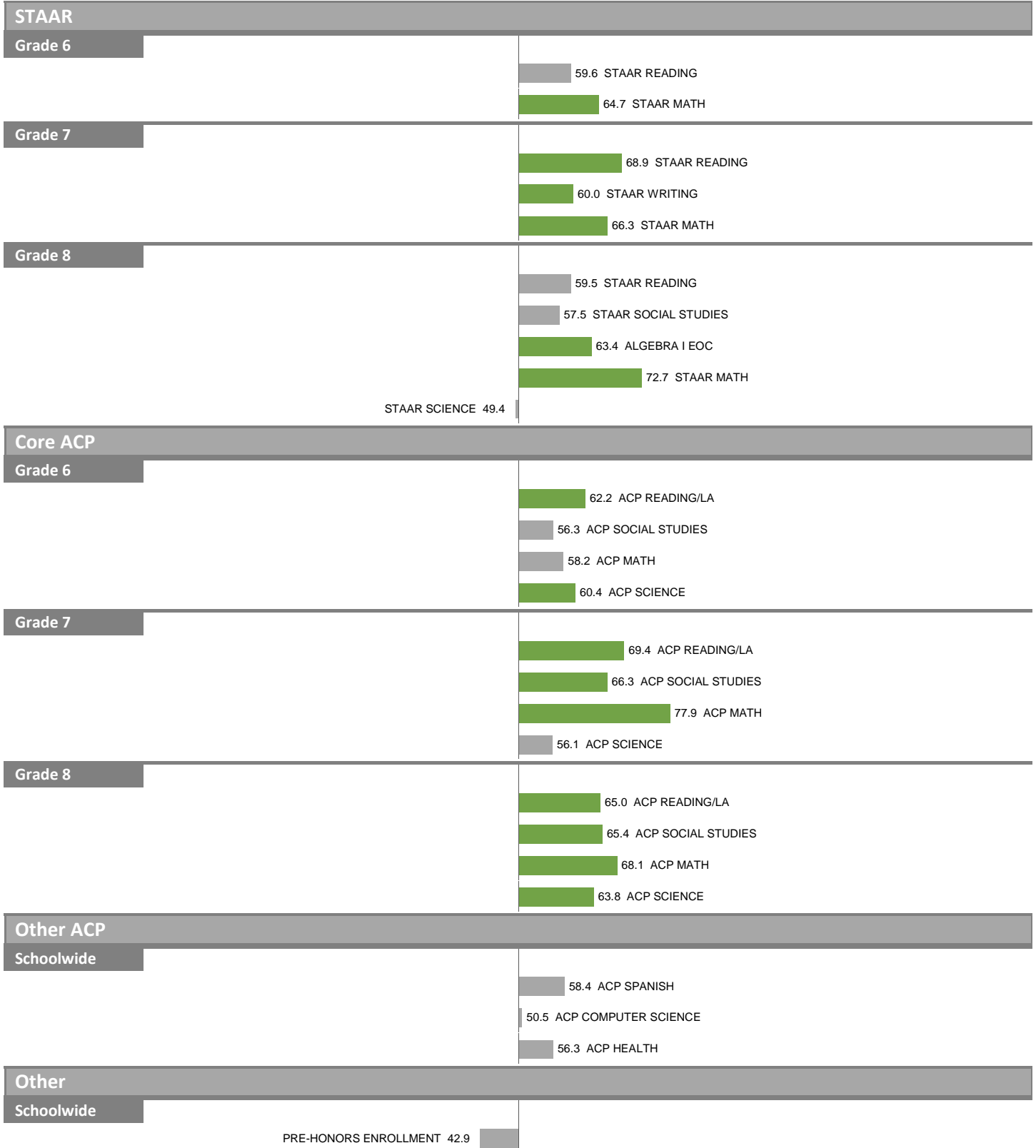
2013-14 School Effectiveness Index (SEI) Detail

49–W.E. GREINER MIDDLE SCHOOL

2014-15 DIVISION 1

Overall SEI: 61.3

AEIS Rating: Met Standard



NOTES: "Overall SEI" has an average of 50 and standard deviation of 5; the range for an "average" overall SEI is 45 to 55. Component SEIs (e.g. Grade 5 STAAR READING or PSAT WRITING) each have an average of 50 and standard deviation of 10; the range for an "average" component SEI is 40 to 60. Component SEIs are computed only if at least eight tests are included.


2013-14 School Effectiveness Index (SEI) Detail

68—RAUL QUINTANILLA, SR. MIDDLE SCHOOL

2014-15 DIVISION 1

Overall SEI: 53.1

AEIS Rating: Met Standard



NOTES: "Overall SEI" has an average of 50 and standard deviation of 5; the range for an "average" overall SEI is 45 to 55. Component SEIs (e.g. Grade 5 STAAR READING or PSAT WRITING) each have an average of 50 and standard deviation of 10; the range for an "average" component SEI is 40 to 60. Component SEIs are computed only if at least eight tests are included.

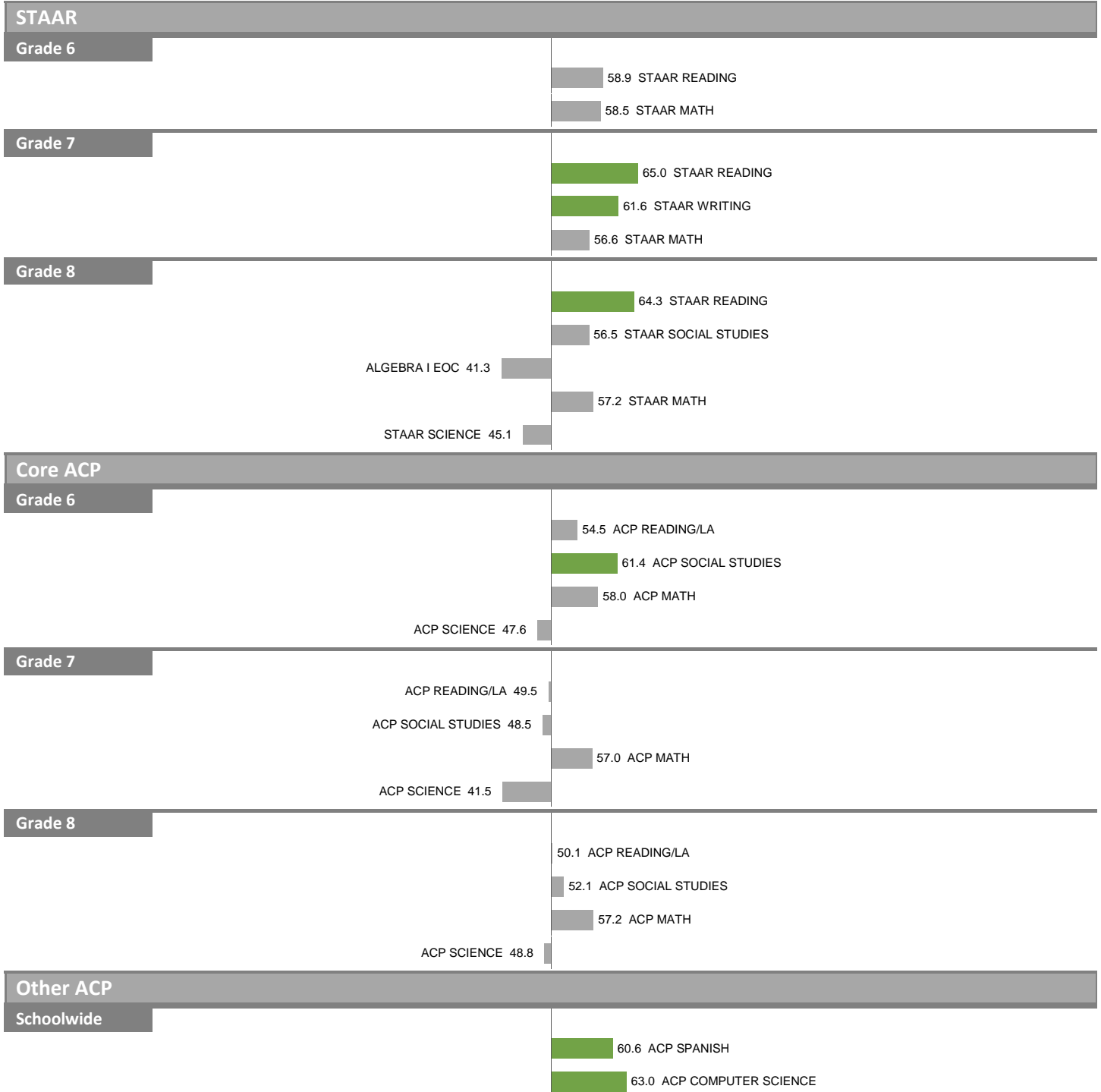
2013-14 School Effectiveness Index (SEI) Detail

73–H.W. LONGFELLOW CAREER EXPLORATION ACADEMY

Overall SEI: 53.5

2014-15 DIVISION 1 (NO FP)

AEIS Rating: Met Standard



NOTES: "Overall SEI" has an average of 50 and standard deviation of 5; the range for an "average" overall SEI is 45 to 55. Component SEIs (e.g. Grade 5 STAAR READING or PSAT WRITING) each have an average of 50 and standard deviation of 10; the range for an "average" component SEI is 40 to 60. Component SEIs are computed only if at least eight tests are included.


2013-14 School Effectiveness Index (SEI) Detail

79—FRANCISCO F. "PANCHO" MEDRANO MIDDLE SCHOOL

2014-15 DIVISION 1

Overall SEI: 49.9

AEIS Rating: Met Standard



NOTES: "Overall SEI" has an average of 50 and standard deviation of 5; the range for an "average" overall SEI is 45 to 55. Component SEIs (e.g. Grade 5 STAAR READING or PSAT WRITING) each have an average of 50 and standard deviation of 10; the range for an "average" component SEI is 40 to 60. Component SEIs are computed only if at least eight tests are included.

2013-14 School Effectiveness Index (SEI) Detail

100–ZAN WESLEY HOLMES, JR. MIDDLE SCHOOL

2014-15 DIVISION 1

Overall SEI: 46.6

AEIS Rating: Met Standard



NOTES: "Overall SEI" has an average of 50 and standard deviation of 5; the range for an "average" overall SEI is 45 to 55. Component SEIs (e.g. Grade 5 STAAR READING or PSAT WRITING) each have an average of 50 and standard deviation of 10; the range for an "average" component SEI is 40 to 60. Component SEIs are computed only if at least eight tests are included.

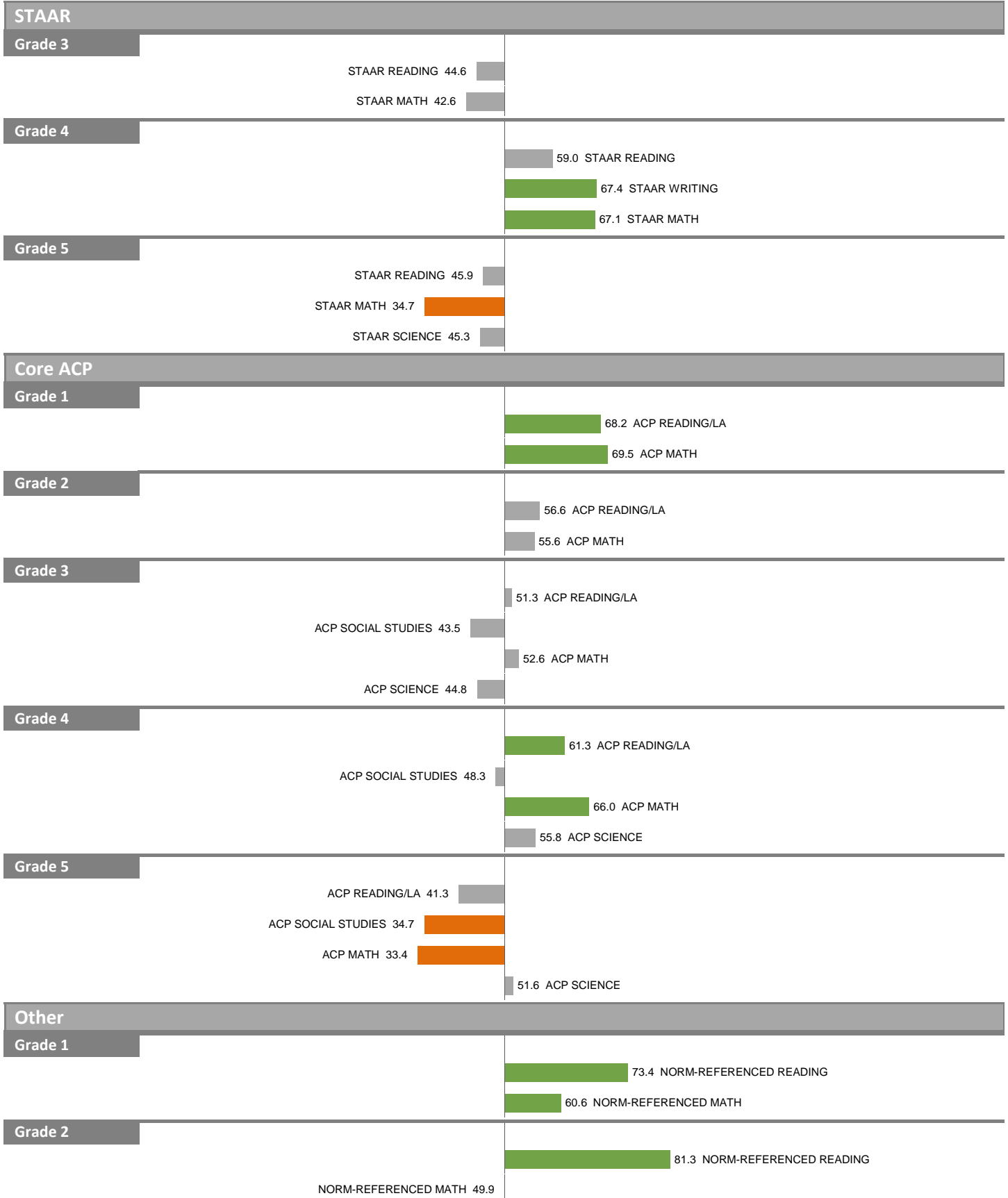
2013-14 School Effectiveness Index (SEI) Detail

116-DAVID G. BURNET ELEMENTARY SCHOOL

Overall SEI: 54.3

2014-15 DIVISION 1

AEIS Rating: Met Standard



NOTES: "Overall SEI" has an average of 50 and standard deviation of 5; the range for an "average" overall SEI is 45 to 55. Component SEIs (e.g. Grade 5 STAAR READING or PSAT WRITING) each have an average of 50 and standard deviation of 10; the range for an "average" component SEI is 40 to 60. Component SEIs are computed only if at least eight tests are included.


2013-14 School Effectiveness Index (SEI) Detail

121-JOHN W. CARPENTER ELEMENTARY SCHOOL

Overall SEI: 46.3

2014-15 DIVISION 1

AEIS Rating: Met Standard



NOTES: "Overall SEI" has an average of 50 and standard deviation of 5; the range for an "average" overall SEI is 45 to 55. Component SEIs (e.g. Grade 5 STAAR READING or PSAT WRITING) each have an average of 50 and standard deviation of 10; the range for an "average" component SEI is 40 to 60. Component SEIs are computed only if at least eight tests are included.


2013-14 School Effectiveness Index (SEI) Detail

136--L.O. DONALD ELEMENTARY SCHOOL

2014-15 DIVISION 1

Overall SEI: 50.8

AEIS Rating: Met Standard



NOTES: "Overall SEI" has an average of 50 and standard deviation of 5; the range for an "average" overall SEI is 45 to 55. Component SEIs (e.g. Grade 5 STAAR READING or PSAT WRITING) each have an average of 50 and standard deviation of 10; the range for an "average" component SEI is 40 to 60. Component SEIs are computed only if at least eight tests are included.


2013-14 School Effectiveness Index (SEI) Detail

144-TOM W. FIELD ELEMENTARY SCHOOL

2014-15 DIVISION 1

Overall SEI: 52.6

AEIS Rating: Met Standard



NOTES: "Overall SEI" has an average of 50 and standard deviation of 5; the range for an "average" overall SEI is 45 to 55. Component SEIs (e.g. Grade 5 STAAR READING or PSAT WRITING) each have an average of 50 and standard deviation of 10; the range for an "average" component SEI is 40 to 60. Component SEIs are computed only if at least eight tests are included.


2013-14 School Effectiveness Index (SEI) Detail

145-STEPHEN C. FOSTER ELEMENTARY SCHOOL

2014-15 DIVISION 1

Overall SEI: 55.8

AEIS Rating: Met Standard



NOTES: "Overall SEI" has an average of 50 and standard deviation of 5; the range for an "average" overall SEI is 45 to 55. Component SEIs (e.g. Grade 5 STAAR READING or PSAT WRITING) each have an average of 50 and standard deviation of 10; the range for an "average" component SEI is 40 to 60. Component SEIs are computed only if at least eight tests are included.

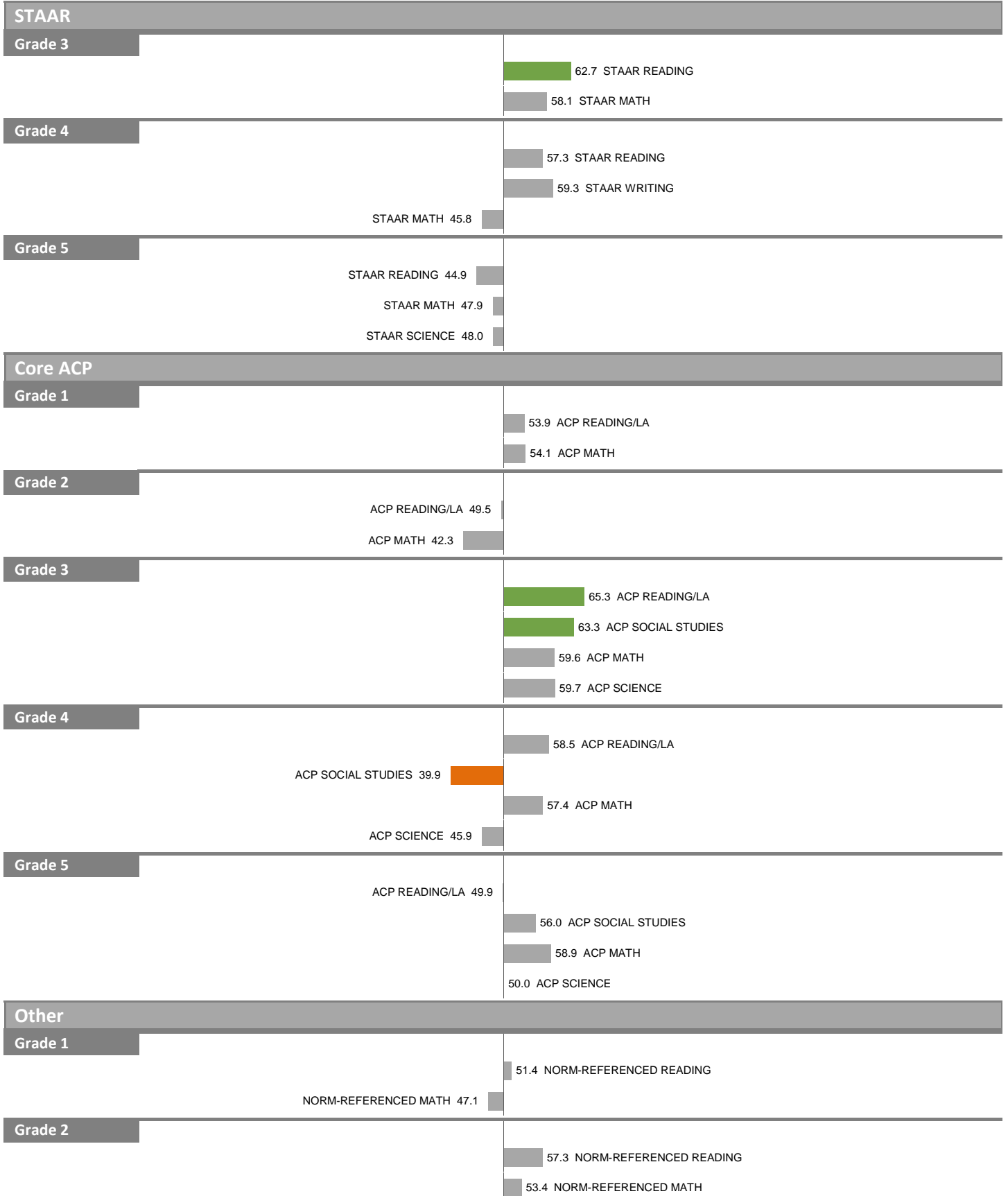
2013-14 School Effectiveness Index (SEI) Detail

149—LENORE KIRK HALL ELEMENTARY SCHOOL

Overall SEI: 52.6

2014-15 DIVISION 1

AEIS Rating: Met Standard



NOTES: "Overall SEI" has an average of 50 and standard deviation of 5; the range for an "average" overall SEI is 45 to 55. Component SEIs (e.g. Grade 5 STAAR READING or PSAT WRITING) each have an average of 50 and standard deviation of 10; the range for an "average" component SEI is 40 to 60. Component SEIs are computed only if at least eight tests are included.


2013-14 School Effectiveness Index (SEI) Detail

152-MARGARET B. HENDERSON ELEMENTARY SCHOOL

2014-15 DIVISION 1

Overall SEI: 49.7

AEIS Rating: Met Standard



NOTES: "Overall SEI" has an average of 50 and standard deviation of 5; the range for an "average" overall SEI is 45 to 55. Component SEIs (e.g. Grade 5 STAAR READING or PSAT WRITING) each have an average of 50 and standard deviation of 10; the range for an "average" component SEI is 40 to 60. Component SEIs are computed only if at least eight tests are included.


2013-14 School Effectiveness Index (SEI) Detail

158-LIDA HOOE ELEMENTARY SCHOOL

2014-15 DIVISION 1

Overall SEI: 53.2

AEIS Rating: Met Standard



NOTES: "Overall SEI" has an average of 50 and standard deviation of 5; the range for an "average" overall SEI is 45 to 55. Component SEIs (e.g. Grade 5 STAAR READING or PSAT WRITING) each have an average of 50 and standard deviation of 10; the range for an "average" component SEI is 40 to 60. Component SEIs are computed only if at least eight tests are included.


2013-14 School Effectiveness Index (SEI) Detail

164-ANSON JONES ELEMENTARY SCHOOL

2014-15 DIVISION 1

Overall SEI: 51.3

AEIS Rating: Met Standard



NOTES: "Overall SEI" has an average of 50 and standard deviation of 5; the range for an "average" overall SEI is 45 to 55. Component SEIs (e.g. Grade 5 STAAR READING or PSAT WRITING) each have an average of 50 and standard deviation of 10; the range for an "average" component SEI is 40 to 60. Component SEIs are computed only if at least eight tests are included.


2013-14 School Effectiveness Index (SEI) Detail

168—OBADIAH KNIGHT ELEMENTARY SCHOOL

2014-15 DIVISION 1

Overall SEI: 55.8

AEIS Rating: Met Standard



NOTES: "Overall SEI" has an average of 50 and standard deviation of 5; the range for an "average" overall SEI is 45 to 55. Component SEIs (e.g. Grade 5 STAAR READING or PSAT WRITING) each have an average of 50 and standard deviation of 10; the range for an "average" component SEI is 40 to 60. Component SEIs are computed only if at least eight tests are included.

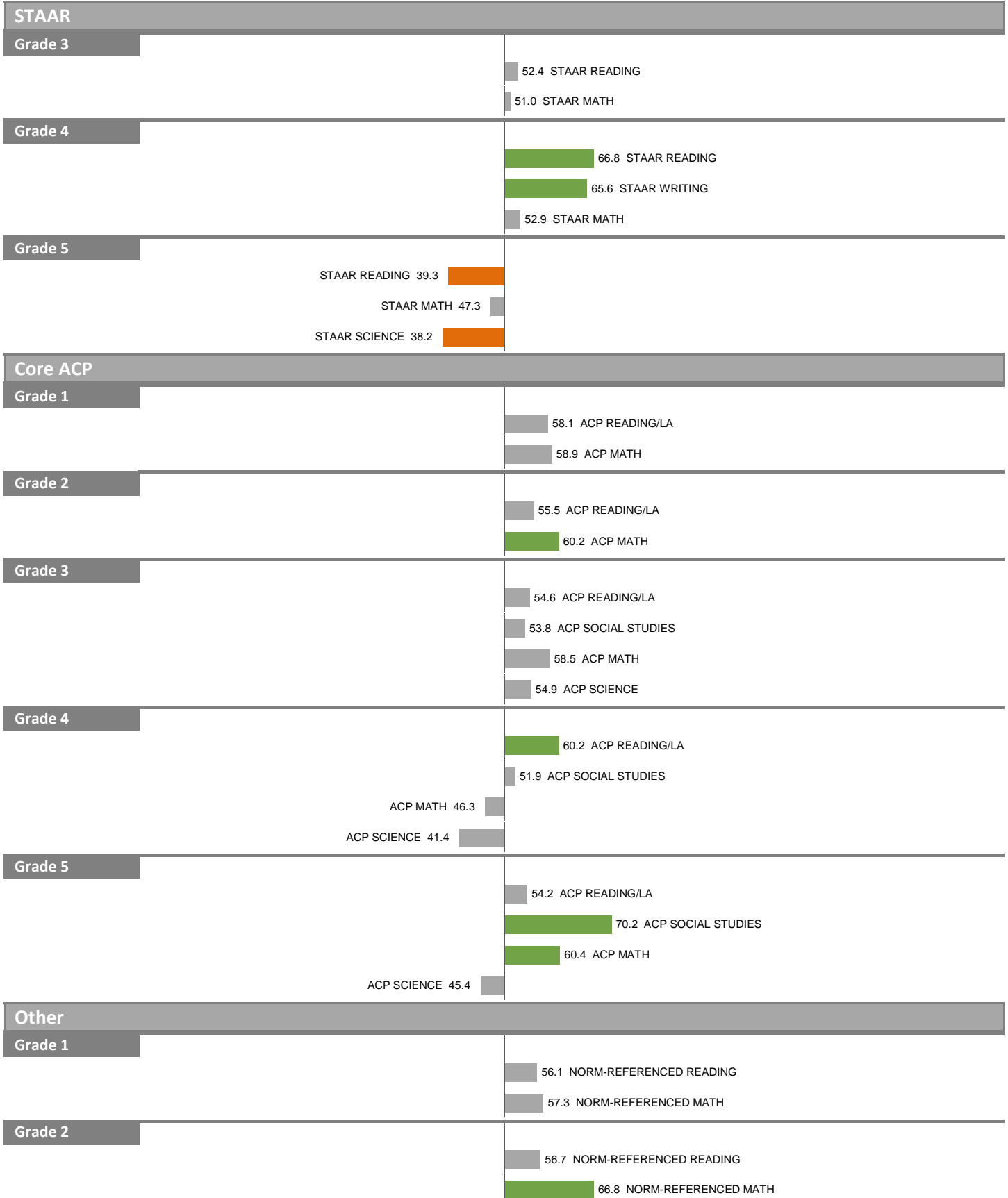
2013-14 School Effectiveness Index (SEI) Detail

172-JIMMIE TYLER BRASHEAR ELEMENTARY SCHOOL

Overall SEI: 53.8

2014-15 DIVISION 1

AEIS Rating: Met Standard



NOTES: "Overall SEI" has an average of 50 and standard deviation of 5; the range for an "average" overall SEI is 45 to 55. Component SEIs (e.g. Grade 5 STAAR READING or PSAT WRITING) each have an average of 50 and standard deviation of 10; the range for an "average" component SEI is 40 to 60. Component SEIs are computed only if at least eight tests are included.

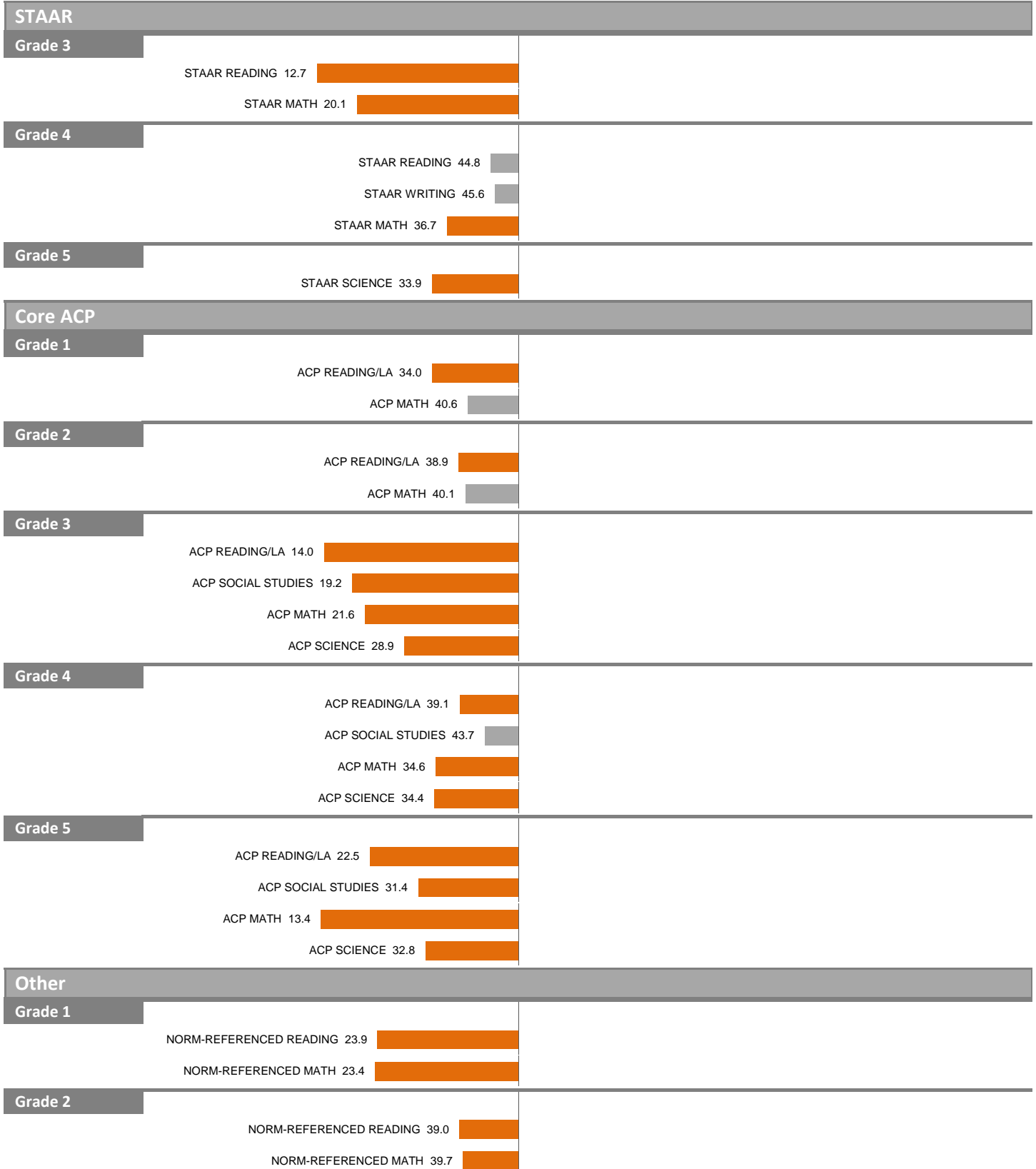
2013-14 School Effectiveness Index (SEI) Detail

175-UMPHREY LEE ELEMENTARY SCHOOL

Overall SEI: 34.0

2014-15 DIVISION 1

AEIS Rating: Improvement Required



NOTES: "Overall SEI" has an average of 50 and standard deviation of 5; the range for an "average" overall SEI is 45 to 55. Component SEIs (e.g. Grade 5 STAAR READING or PSAT WRITING) each have an average of 50 and standard deviation of 10; the range for an "average" component SEI is 40 to 60. Component SEIs are computed only if at least eight tests are included.

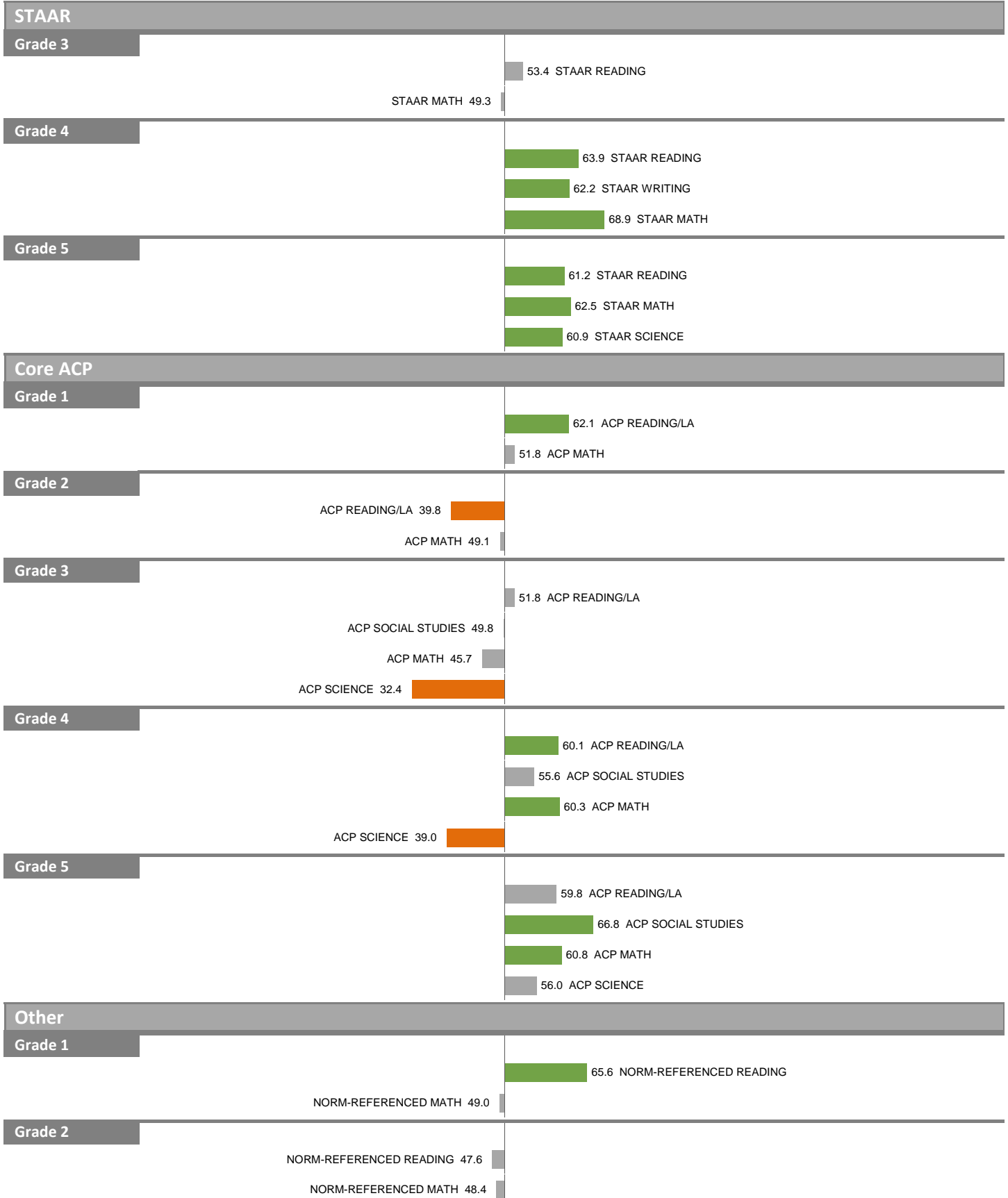
2013-14 School Effectiveness Index (SEI) Detail

190—GEORGE PEABODY ELEMENTARY SCHOOL

2014-15 DIVISION 1

Overall SEI: 55.5

AEIS Rating: Met Standard



NOTES: "Overall SEI" has an average of 50 and standard deviation of 5; the range for an "average" overall SEI is 45 to 55. Component SEIs (e.g. Grade 5 STAAR READING or PSAT WRITING) each have an average of 50 and standard deviation of 10; the range for an "average" component SEI is 40 to 60. Component SEIs are computed only if at least eight tests are included.

2013-14 School Effectiveness Index (SEI) Detail

194-K.B. POLK ELEMENTARY SCHOOL

2014-15 DIVISION 1

Overall SEI: 46.7

AEIS Rating: Met Standard



NOTES: "Overall SEI" has an average of 50 and standard deviation of 5; the range for an "average" overall SEI is 45 to 55. Component SEIs (e.g. Grade 5 STAAR READING or PSAT WRITING) each have an average of 50 and standard deviation of 10; the range for an "average" component SEI is 40 to 60. Component SEIs are computed only if at least eight tests are included.


2013-14 School Effectiveness Index (SEI) Detail

204-ROSEMONT ELEMENTARY SCHOOL

2014-15 DIVISION 1

Overall SEI: 52.8

AEIS Rating: Met Standard



NOTES: "Overall SEI" has an average of 50 and standard deviation of 5; the range for an "average" overall SEI is 45 to 55. Component SEIs (e.g. Grade 5 STAAR READING or PSAT WRITING) each have an average of 50 and standard deviation of 10; the range for an "average" component SEI is 40 to 60. Component SEIs are computed only if at least eight tests are included.

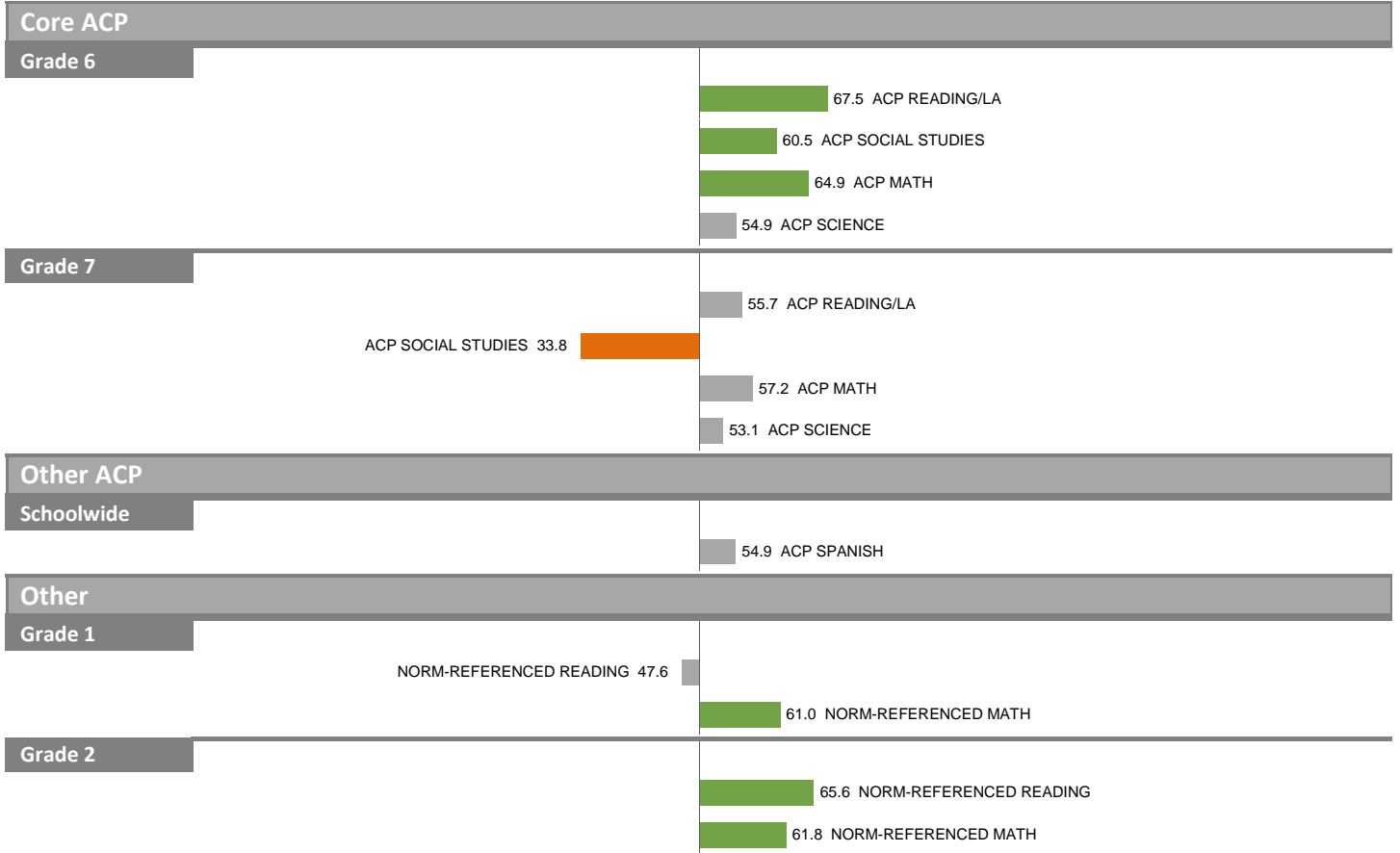
2013-14 School Effectiveness Index (SEI) Detail

204-ROSEMONT ELEMENTARY SCHOOL

2014-15 DIVISION 1

Overall SEI: 52.8

AEIS Rating: Met Standard



NOTES: "Overall SEI" has an average of 50 and standard deviation of 5; the range for an "average" overall SEI is 45 to 55. Component SEIs (e.g. Grade 5 STAAR READING or PSAT WRITING) each have an average of 50 and standard deviation of 10; the range for an "average" component SEI is 40 to 60. Component SEIs are computed only if at least eight tests are included.


2013-14 School Effectiveness Index (SEI) Detail

210–LESLIE A. STEMMONS ELEMENTARY SCHOOL

2014-15 DIVISION 1

Overall SEI: 56.2

AEIS Rating: Met Standard



NOTES: "Overall SEI" has an average of 50 and standard deviation of 5; the range for an "average" overall SEI is 45 to 55. Component SEIs (e.g. Grade 5 STAAR READING or PSAT WRITING) each have an average of 50 and standard deviation of 10; the range for an "average" component SEI is 40 to 60. Component SEIs are computed only if at least eight tests are included.

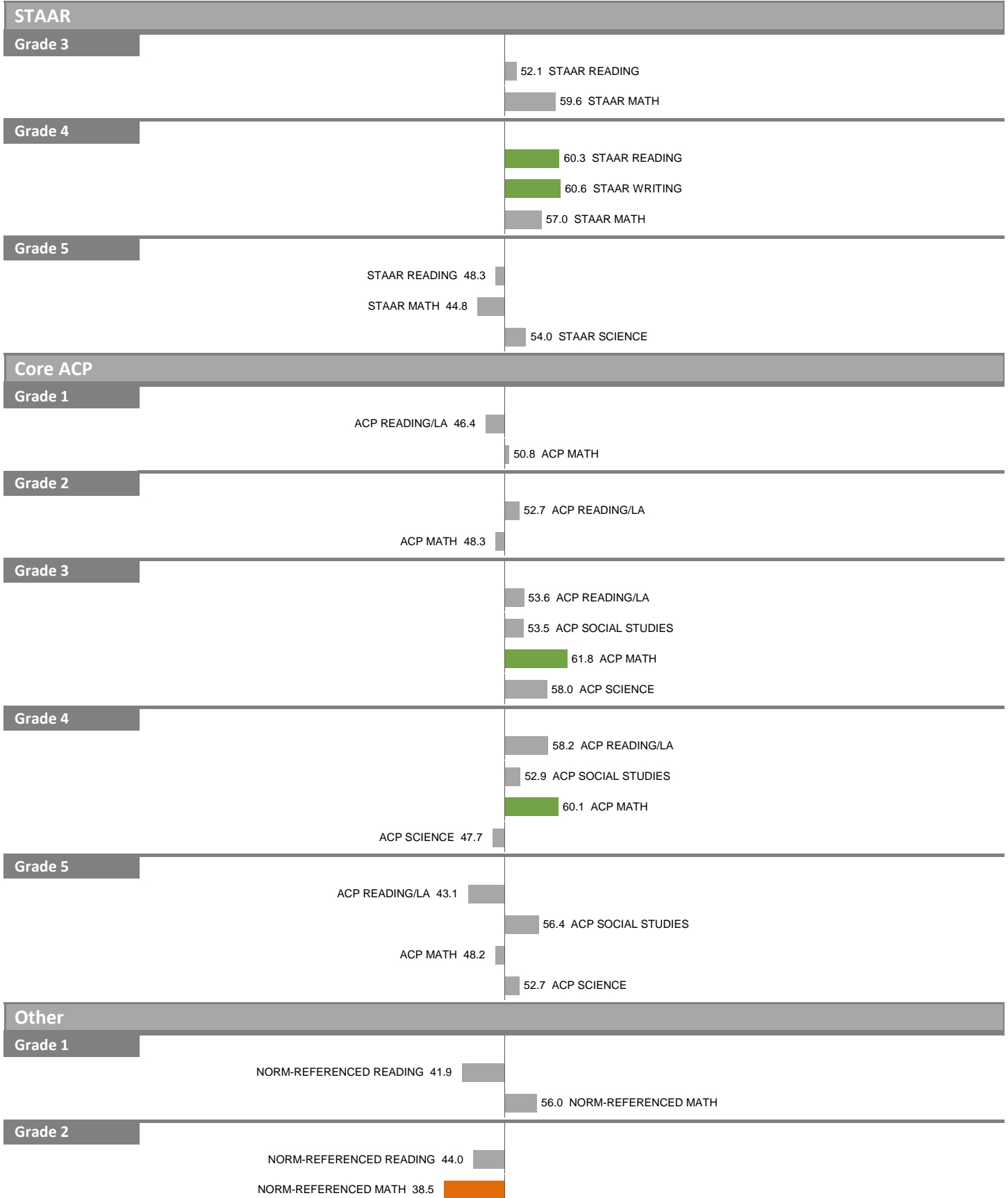
2013-14 School Effectiveness Index (SEI) Detail

213-T.G. TERRY ELEMENTARY SCHOOL

2014-15 DIVISION 1

Overall SEI: 51.5

AEIS Rating: Met Standard



NOTES: "Overall SEI" has an average of 50 and standard deviation of 5; the range for an "average" overall SEI is 45 to 55. Component SEIs (e.g. Grade 5 STAAR READING or PSAT WRITING) each have an average of 50 and standard deviation of 10; the range for an "average" component SEI is 40 to 60. Component SEIs are computed only if at least eight tests are included.

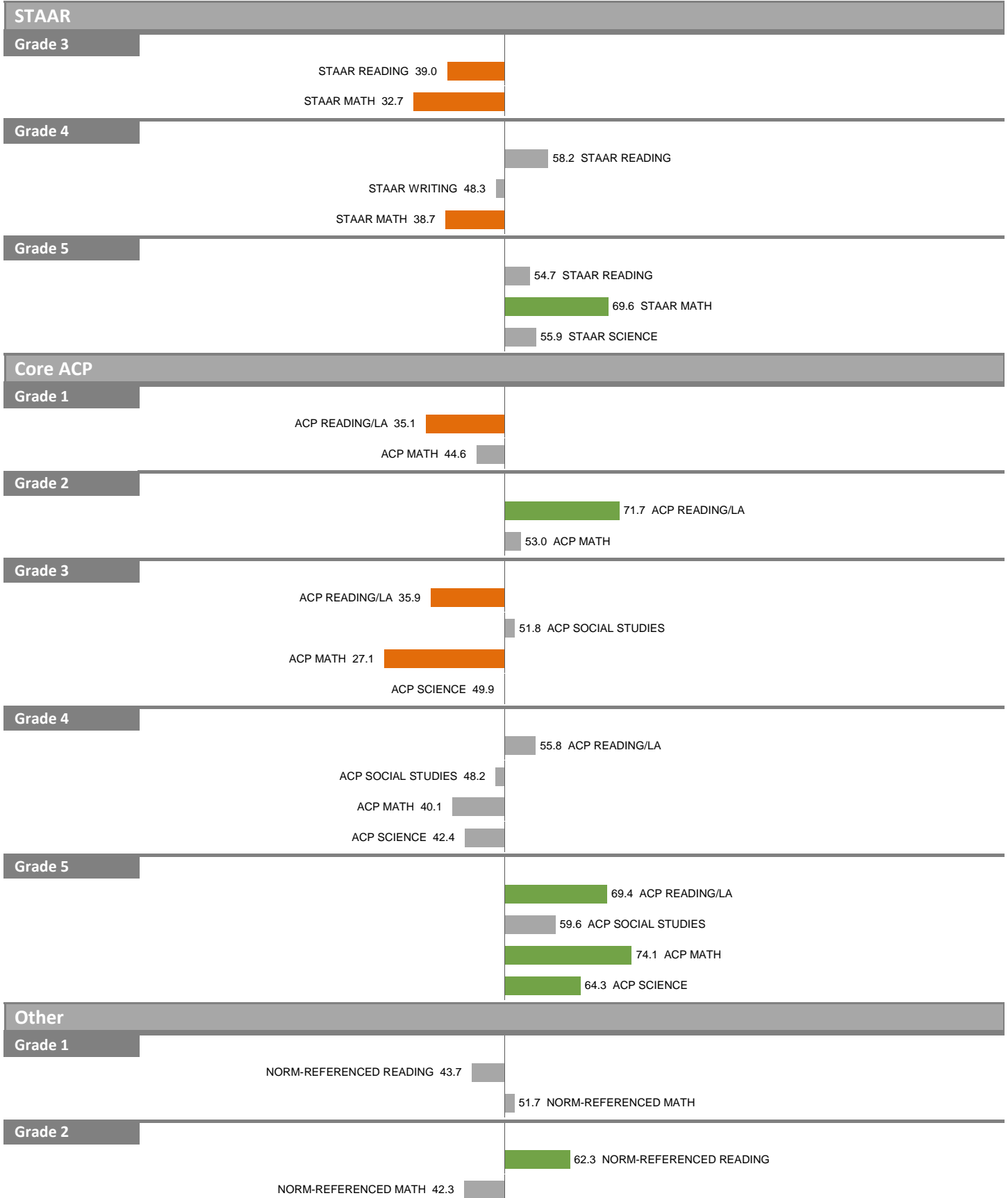
2013-14 School Effectiveness Index (SEI) Detail

219-ADELLE TURNER ELEMENTARY SCHOOL

2014-15 DIVISION 1

Overall SEI: 50.1

AEIS Rating: Met Standard



NOTES: "Overall SEI" has an average of 50 and standard deviation of 5; the range for an "average" overall SEI is 45 to 55. Component SEIs (e.g. Grade 5 STAAR READING or PSAT WRITING) each have an average of 50 and standard deviation of 10; the range for an "average" component SEI is 40 to 60. Component SEIs are computed only if at least eight tests are included.

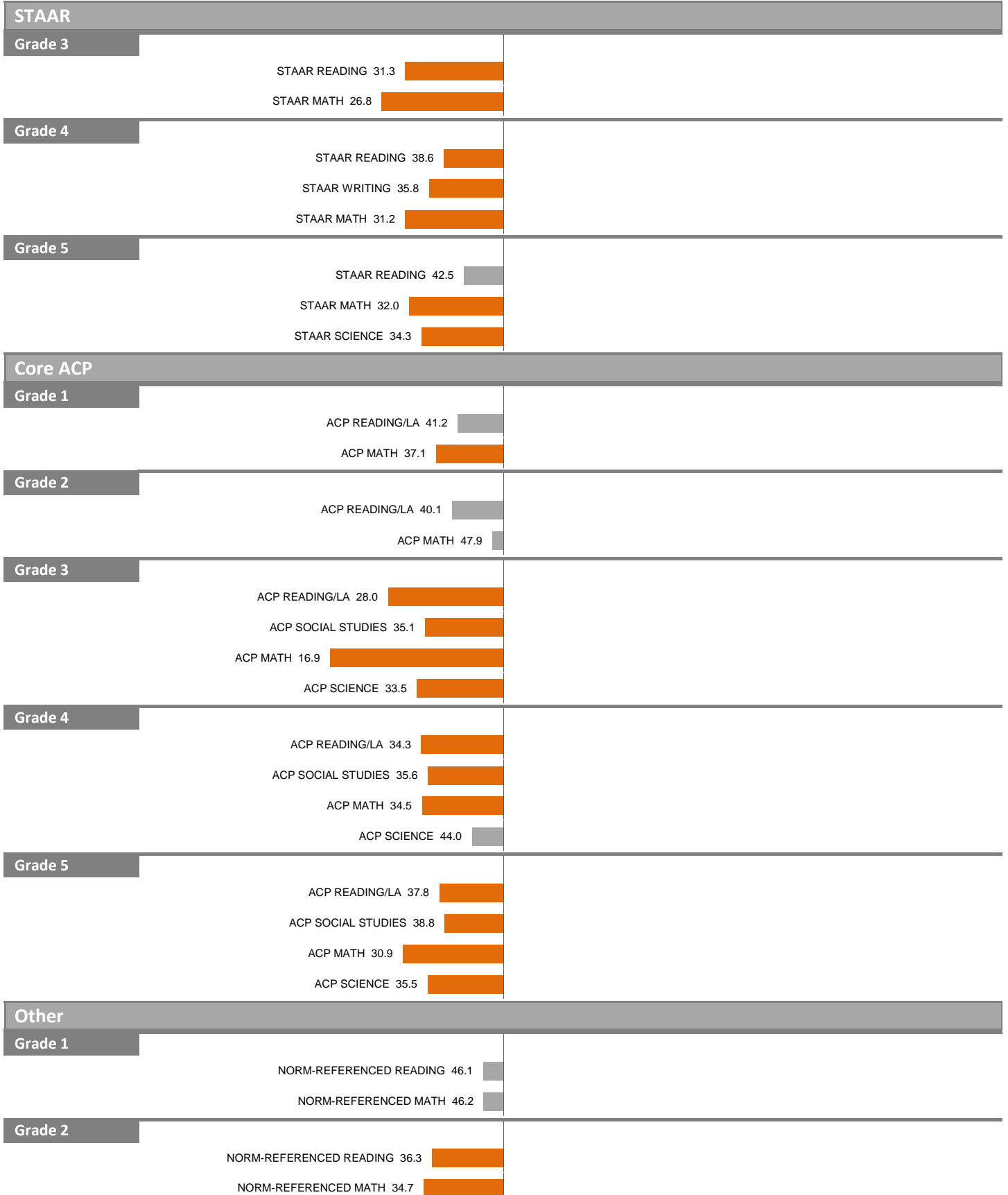
2013-14 School Effectiveness Index (SEI) Detail

220-MARK TWAIN ELEMENTARY SCHOOL

Overall SEI: 38.0

2014-15 DIVISION 1

AEIS Rating: Improvement Required



NOTES: "Overall SEI" has an average of 50 and standard deviation of 5; the range for an "average" overall SEI is 45 to 55. Component SEIs (e.g. Grade 5 STAAR READING or PSAT WRITING) each have an average of 50 and standard deviation of 10; the range for an "average" component SEI is 40 to 60. Component SEIs are computed only if at least eight tests are included.

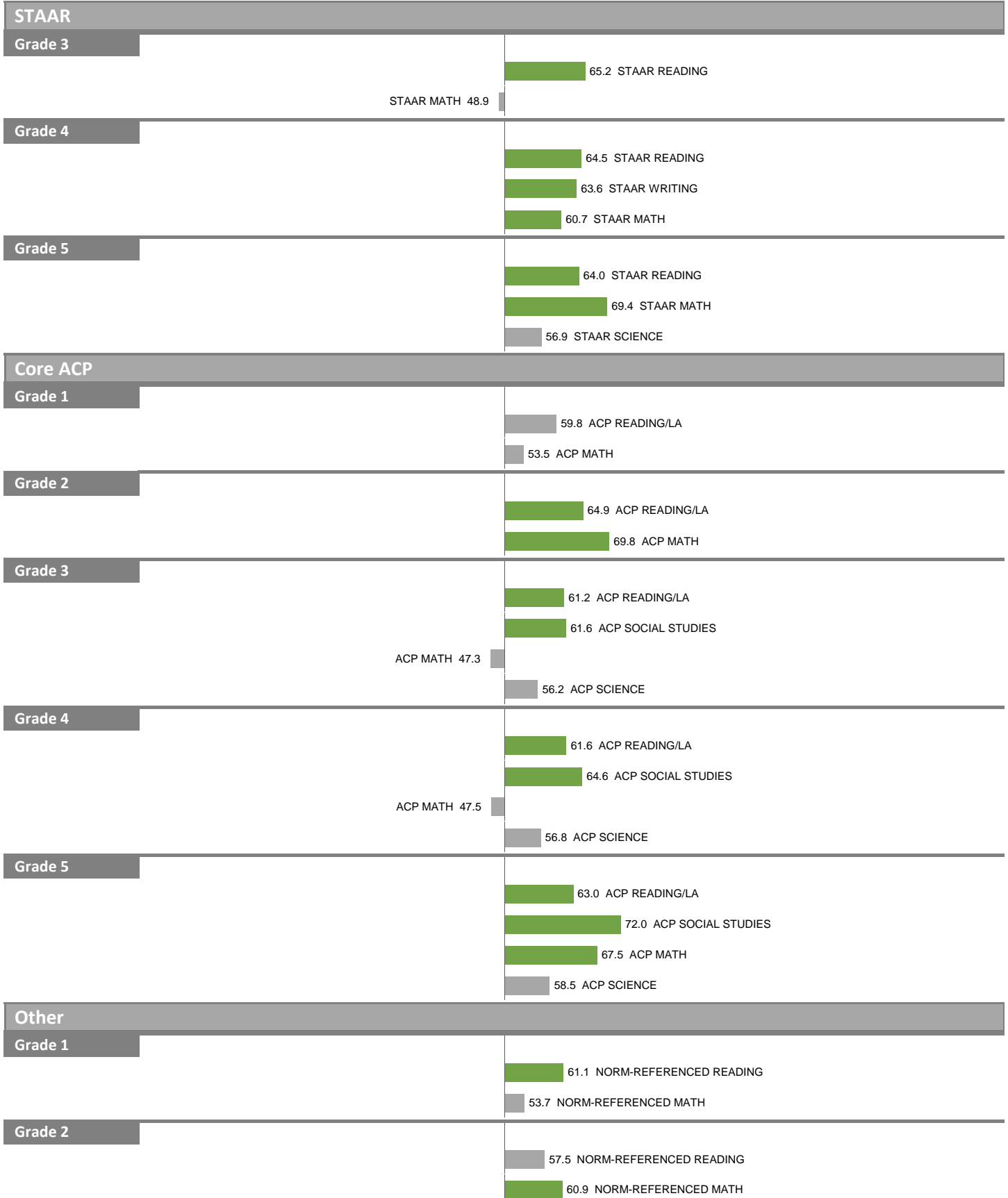
2013-14 School Effectiveness Index (SEI) Detail

224-WALNUT HILL ELEMENTARY SCHOOL

Overall SEI: 59.0

2014-15 DIVISION 1

AEIS Rating: Met Standard



NOTES: "Overall SEI" has an average of 50 and standard deviation of 5; the range for an "average" overall SEI is 45 to 55. Component SEIs (e.g. Grade 5 STAAR READING or PSAT WRITING) each have an average of 50 and standard deviation of 10; the range for an "average" component SEI is 40 to 60. Component SEIs are computed only if at least eight tests are included.

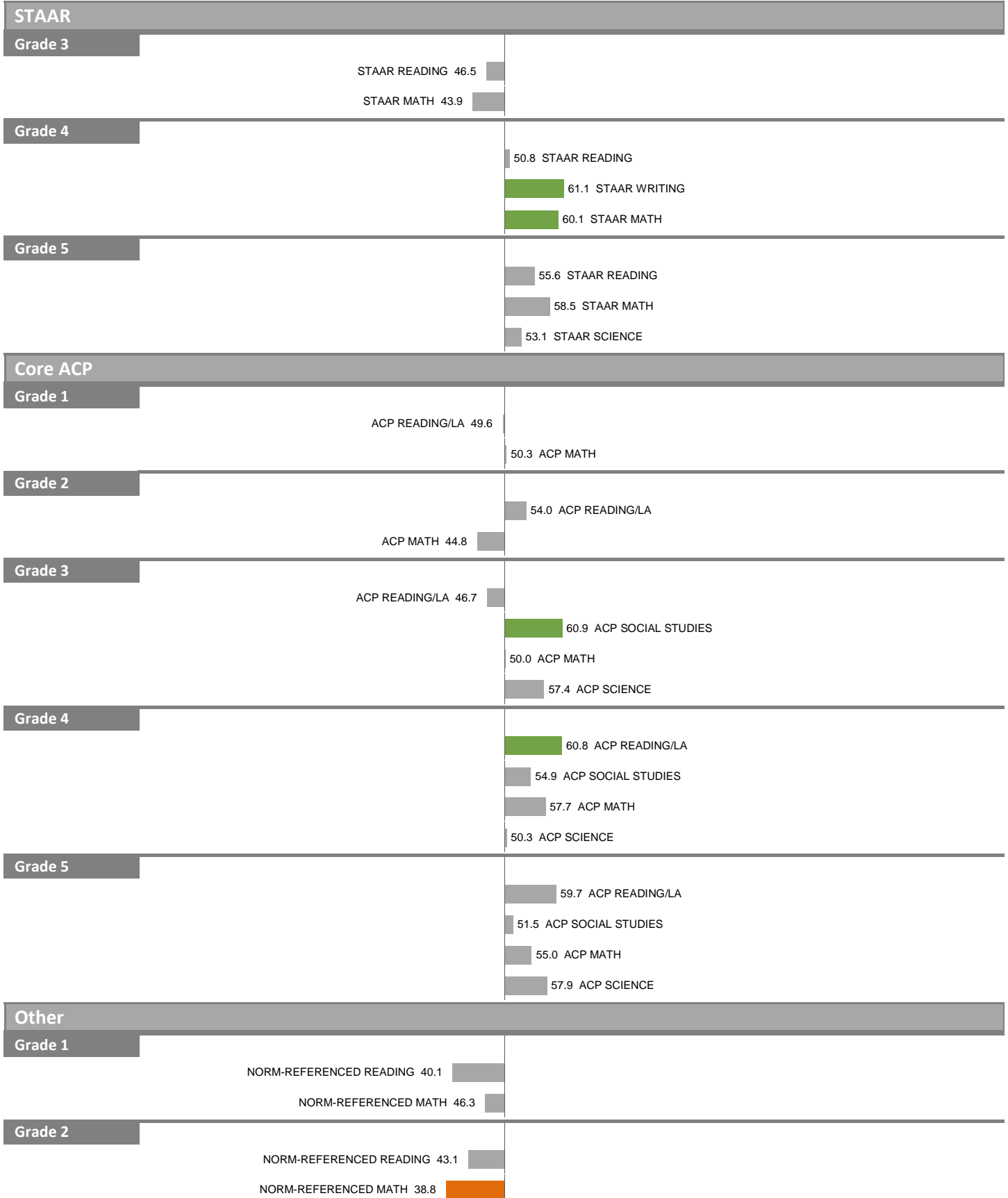
2013-14 School Effectiveness Index (SEI) Detail

225–DANIEL WEBSTER ELEMENTARY SCHOOL

2014-15 DIVISION 1

Overall SEI: 50.7

AEIS Rating: Met Standard



NOTES: "Overall SEI" has an average of 50 and standard deviation of 5; the range for an "average" overall SEI is 45 to 55. Component SEIs (e.g. Grade 5 STAAR READING or PSAT WRITING) each have an average of 50 and standard deviation of 10; the range for an "average" component SEI is 40 to 60. Component SEIs are computed only if at least eight tests are included.


2013-14 School Effectiveness Index (SEI) Detail

226—MARTIN WEISS ELEMENTARY SCHOOL

2014-15 DIVISION 1

Overall SEI: 52.5

AEIS Rating: Met Standard



NOTES: "Overall SEI" has an average of 50 and standard deviation of 5; the range for an "average" overall SEI is 45 to 55. Component SEIs (e.g. Grade 5 STAAR READING or PSAT WRITING) each have an average of 50 and standard deviation of 10; the range for an "average" component SEI is 40 to 60. Component SEIs are computed only if at least eight tests are included.


2013-14 School Effectiveness Index (SEI) Detail

228–SUDIE L. WILLIAMS ELEMENTARY SCHOOL

2014-15 DIVISION 1

Overall SEI: 53.9

AEIS Rating: Met Standard



NOTES: "Overall SEI" has an average of 50 and standard deviation of 5; the range for an "average" overall SEI is 45 to 55. Component SEIs (e.g. Grade 5 STAAR READING or PSAT WRITING) each have an average of 50 and standard deviation of 10; the range for an "average" component SEI is 40 to 60. Component SEIs are computed only if at least eight tests are included.


2013-14 School Effectiveness Index (SEI) Detail

229-WINNETKA ELEMENTARY SCHOOL

2014-15 DIVISION 1

Overall SEI: 53.9

AEIS Rating: Met Standard



NOTES: "Overall SEI" has an average of 50 and standard deviation of 5; the range for an "average" overall SEI is 45 to 55. Component SEIs (e.g. Grade 5 STAAR READING or PSAT WRITING) each have an average of 50 and standard deviation of 10; the range for an "average" component SEI is 40 to 60. Component SEIs are computed only if at least eight tests are included.


2013-14 School Effectiveness Index (SEI) Detail

235-BIRDIE ALEXANDER ELEMENTARY SCHOOL

2014-15 DIVISION 1

Overall SEI: 51.1

AEIS Rating: Met Standard



NOTES: "Overall SEI" has an average of 50 and standard deviation of 5; the range for an "average" overall SEI is 45 to 55. Component SEIs (e.g. Grade 5 STAAR READING or PSAT WRITING) each have an average of 50 and standard deviation of 10; the range for an "average" component SEI is 40 to 60. Component SEIs are computed only if at least eight tests are included.


2013-14 School Effectiveness Index (SEI) Detail

264-RONALD E. MCNAIR ELEMENTARY SCHOOL

Overall SEI: 39.5

2014-15 DIVISION 1

AEIS Rating: Improvement Required



NOTES: "Overall SEI" has an average of 50 and standard deviation of 5; the range for an "average" overall SEI is 45 to 55. Component SEIs (e.g. Grade 5 STAAR READING or PSAT WRITING) each have an average of 50 and standard deviation of 10; the range for an "average" component SEI is 40 to 60. Component SEIs are computed only if at least eight tests are included.

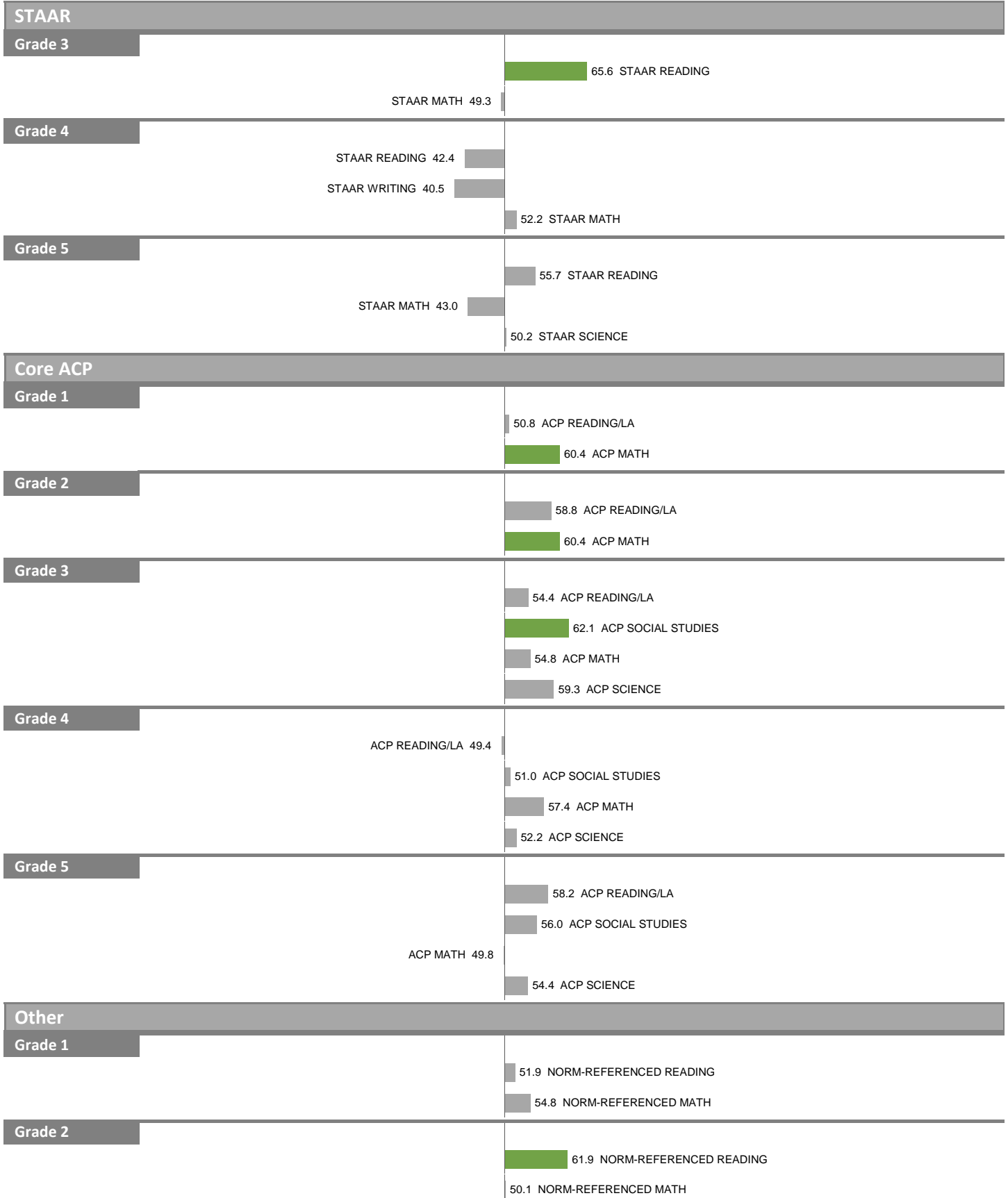
2013-14 School Effectiveness Index (SEI) Detail

271–JULIAN T. SALDIVAR ELEMENTARY SCHOOL

2014-15 DIVISION 1

Overall SEI: 52.1

AEIS Rating: Met Standard



NOTES: "Overall SEI" has an average of 50 and standard deviation of 5; the range for an "average" overall SEI is 45 to 55. Component SEIs (e.g. Grade 5 STAAR READING or PSAT WRITING) each have an average of 50 and standard deviation of 10; the range for an "average" component SEI is 40 to 60. Component SEIs are computed only if at least eight tests are included.

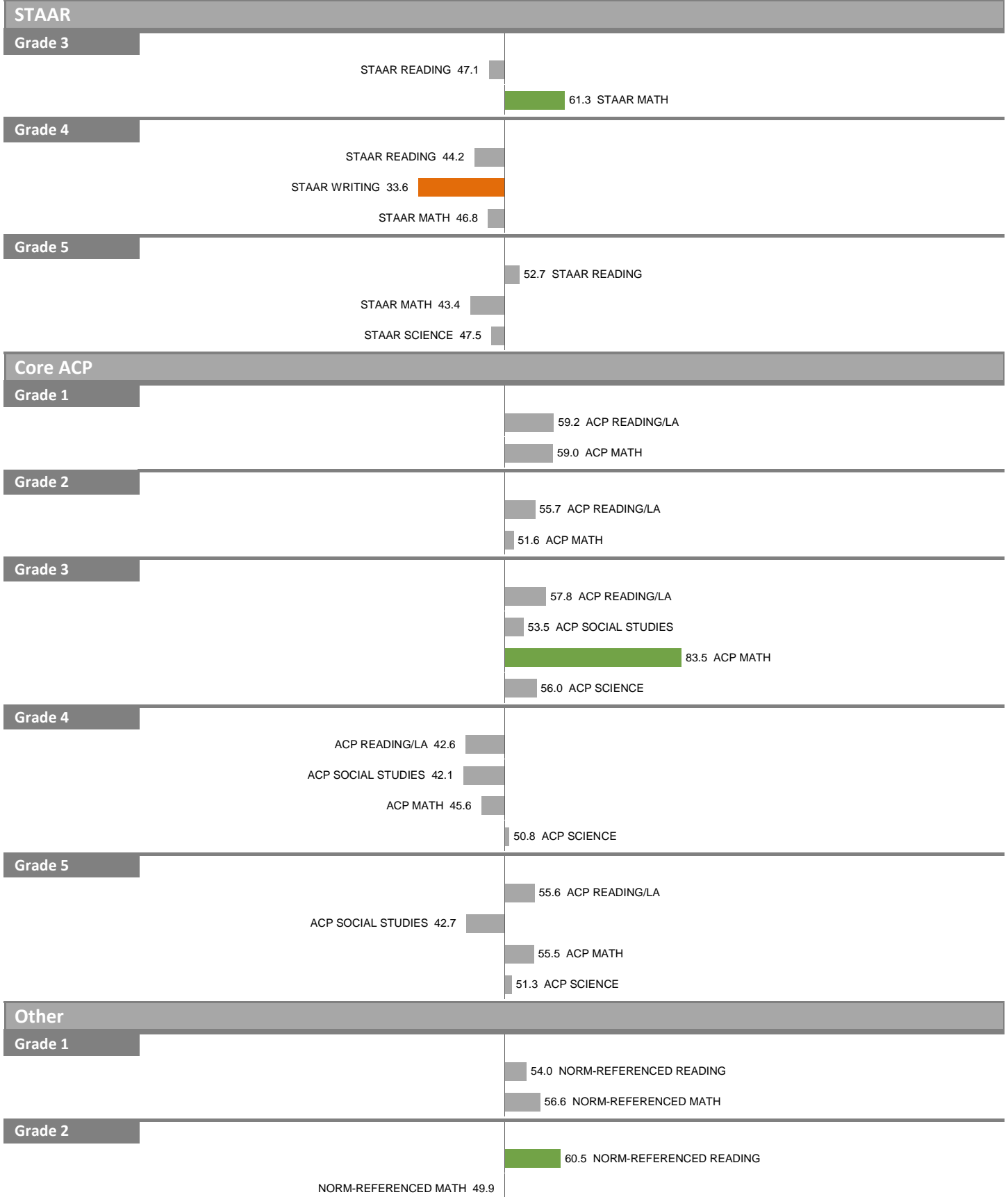
2013-14 School Effectiveness Index (SEI) Detail

272–MARIA MORENO ELEMENTARY SCHOOL

Overall SEI: 50.7

2014-15 DIVISION 1

AEIS Rating: Improvement Required



NOTES: "Overall SEI" has an average of 50 and standard deviation of 5; the range for an "average" overall SEI is 45 to 55. Component SEIs (e.g. Grade 5 STAAR READING or PSAT WRITING) each have an average of 50 and standard deviation of 10; the range for an "average" component SEI is 40 to 60. Component SEIs are computed only if at least eight tests are included.

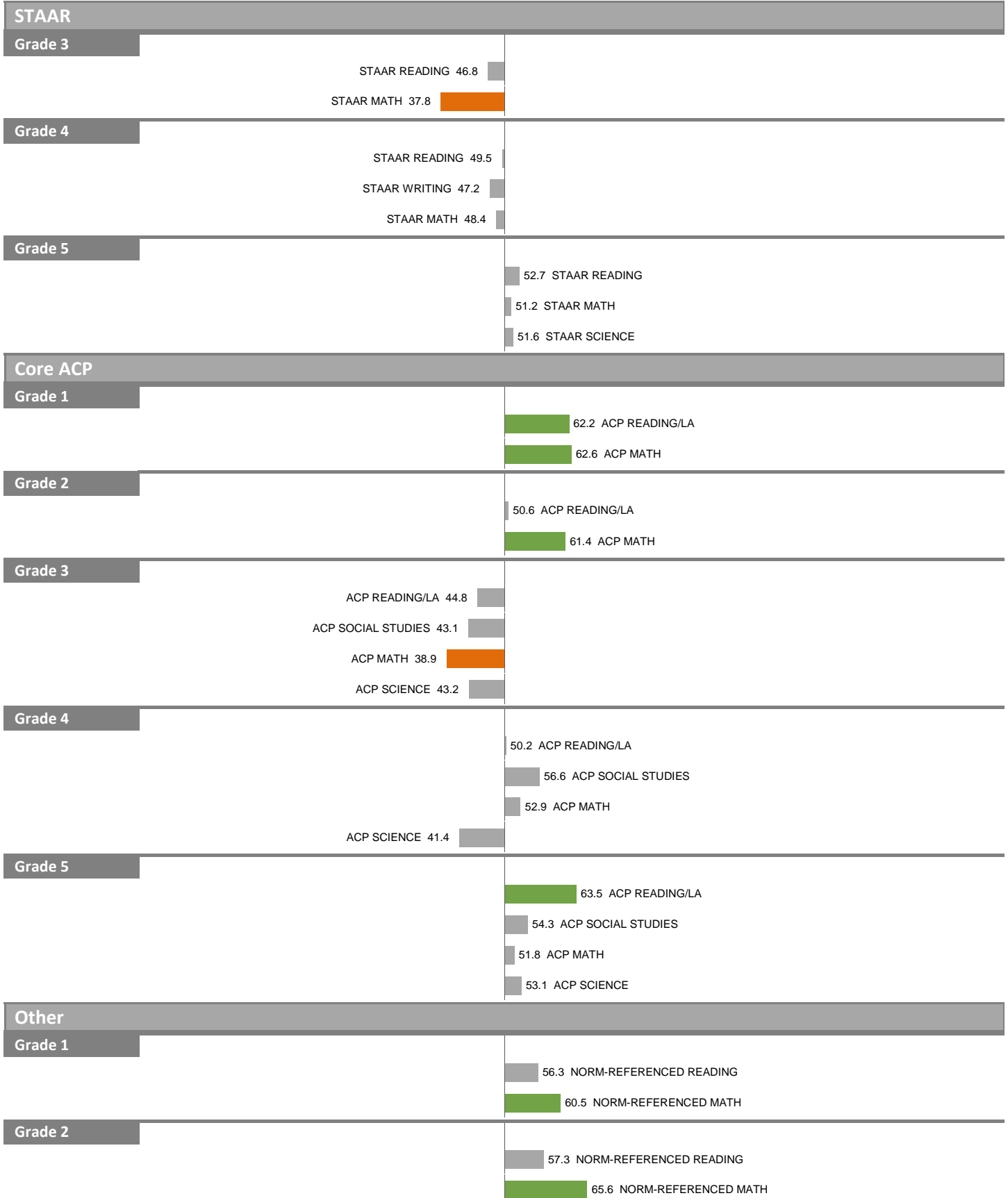
2013-14 School Effectiveness Index (SEI) Detail

275-LOUISE WOLFF KAHN ELEMENTARY SCHOOL

2014-15 DIVISION 1

Overall SEI: 51.7

AEIS Rating: Met Standard



NOTES: "Overall SEI" has an average of 50 and standard deviation of 5; the range for an "average" overall SEI is 45 to 55. Component SEIs (e.g. Grade 5 STAAR READING or PSAT WRITING) each have an average of 50 and standard deviation of 10; the range for an "average" component SEI is 40 to 60. Component SEIs are computed only if at least eight tests are included.


2013-14 School Effectiveness Index (SEI) Detail

277—THOMAS TOLBERT ELEMENTARY SCHOOL

Overall SEI: 46.9

2014-15 DIVISION 1

AEIS Rating: Met Standard



NOTES: "Overall SEI" has an average of 50 and standard deviation of 5; the range for an "average" overall SEI is 45 to 55. Component SEIs (e.g. Grade 5 STAAR READING or PSAT WRITING) each have an average of 50 and standard deviation of 10; the range for an "average" component SEI is 40 to 60. Component SEIs are computed only if at least eight tests are included.

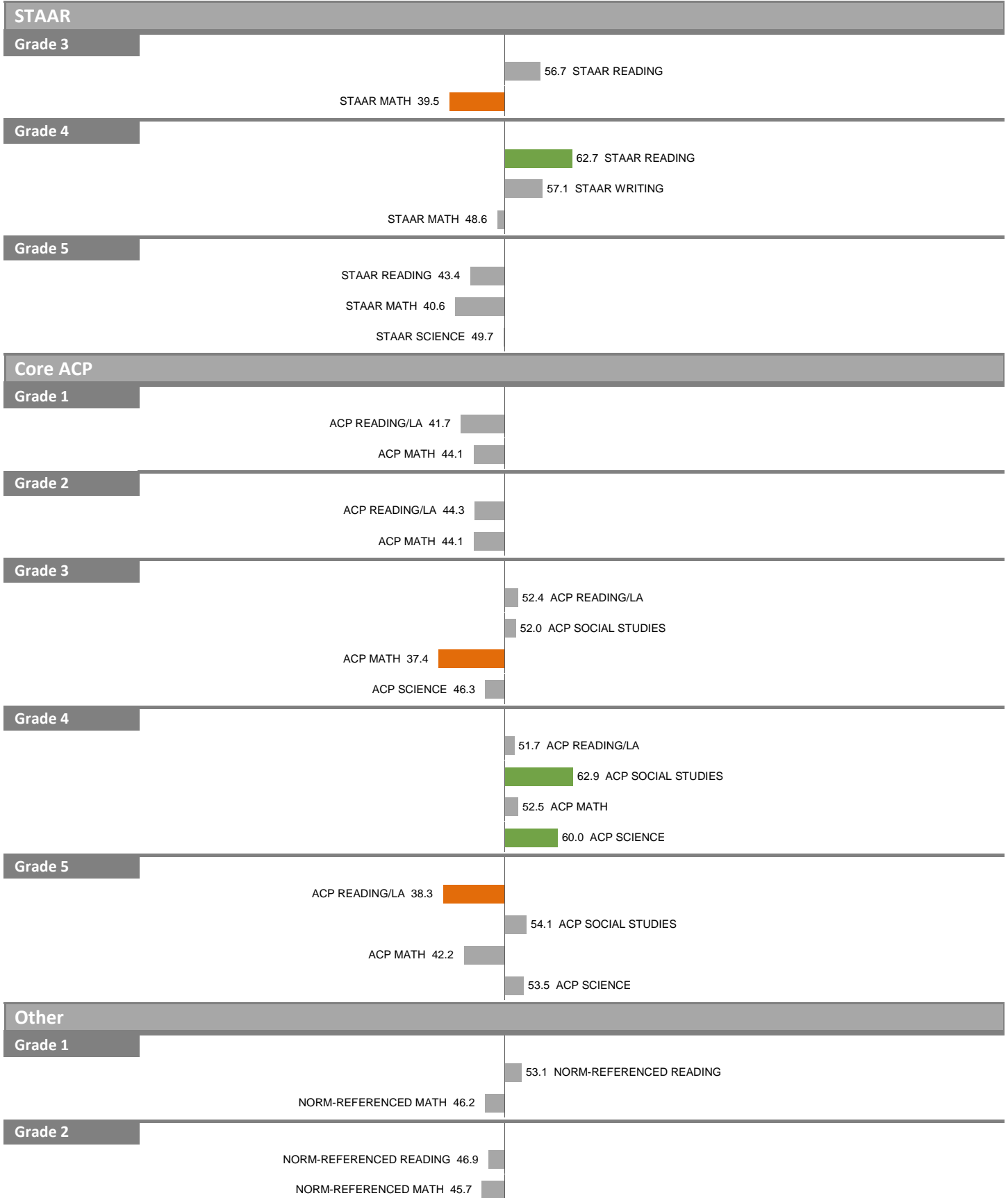
2013-14 School Effectiveness Index (SEI) Detail

278-LEONIDES GONZALEZ CIGARROA, M.D. ELEMENTARY SCHOOL

Overall SEI: 49.1

2014-15 DIVISION 1

AEIS Rating: Met Standard



NOTES: "Overall SEI" has an average of 50 and standard deviation of 5; the range for an "average" overall SEI is 45 to 55. Component SEIs (e.g. Grade 5 STAAR READING or PSAT WRITING) each have an average of 50 and standard deviation of 10; the range for an "average" component SEI is 40 to 60. Component SEIs are computed only if at least eight tests are included.

2013-14 School Effectiveness Index (SEI) Detail

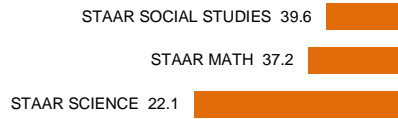
358-BARBARA M. MANNS EDUCATION CENTER

2014-15 DIVISION 1 (ALT)

AEIS Rating: Improvement Required

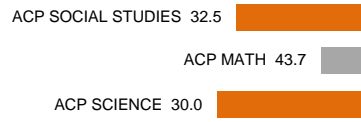
STAAR

Grade 8



Core ACP

Grade 8



NOTES: "Overall SEI" has an average of 50 and standard deviation of 5; the range for an "average" overall SEI is 45 to 55. Component SEIs (e.g. Grade 5 STAAR READING or PSAT WRITING) each have an average of 50 and standard deviation of 10; the range for an "average" component SEI is 40 to 60. Component SEIs are computed only if at least eight tests are included.