

2012-13 School Effectiveness Index (SEI) Detail


3-A. MACEO SMITH NEW TECH

Overall SEI: 55.6


2013-14 DIVISION 5 (NO FP)

AEIS Rating: Met Standard

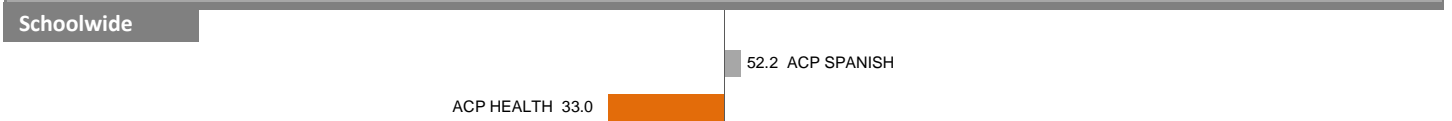
STAAR




Core ACP



Other ACP



Other



NOTES: "Overall SEI" has an average of 50 and standard deviation of 5; the range for an "average" overall SEI is 45 to 55. Component SEIs (e.g. "Grade 5 STAAR READING" or "PSAT WRITING") each have an average of 50 and standard deviation of 10; the range for an "average" component SEI is 40 to 60. Component SEIs are computed only if at least eight students are included.

2012-13 School Effectiveness Index (SEI) Detail

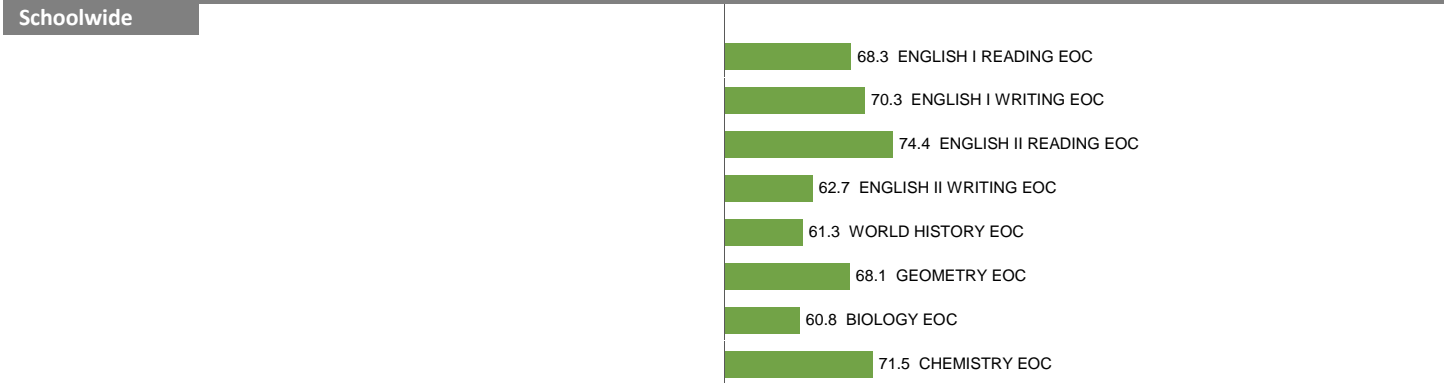
26-SCHOOL OF SCIENCE & ENGINEERING

Overall SEI: 69.3

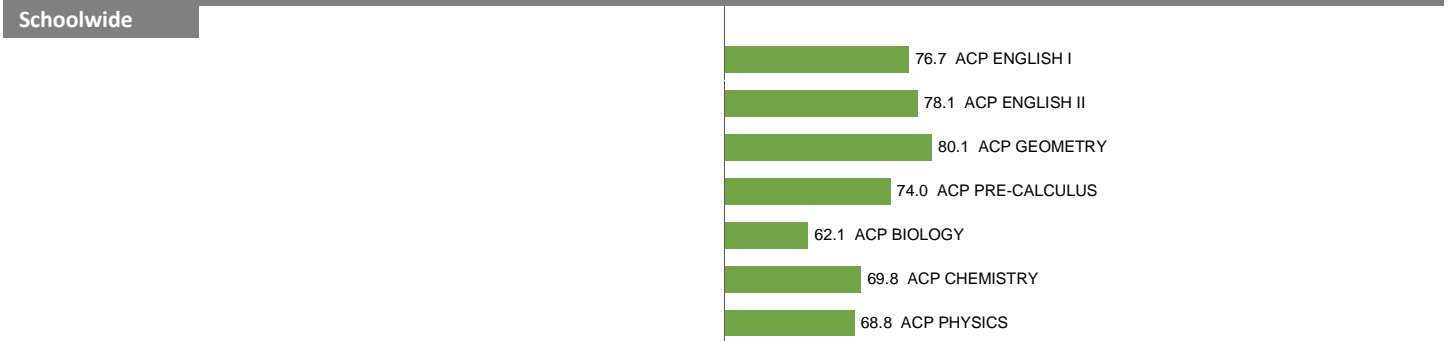
2013-14 DIVISION 4 (NO FP)

AEIS Rating: Met Standard

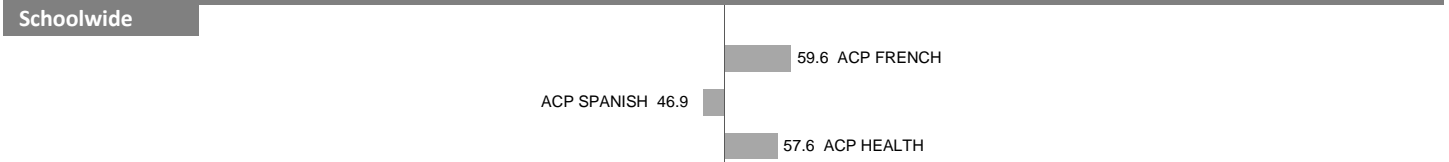
STAAR



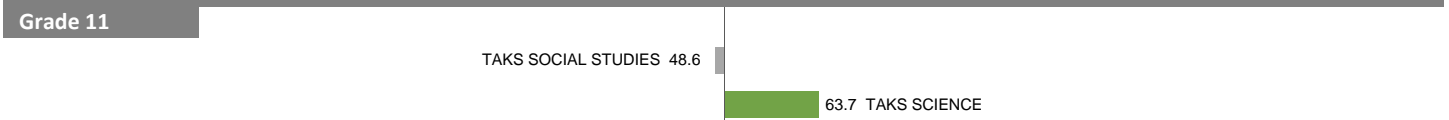
Core ACP




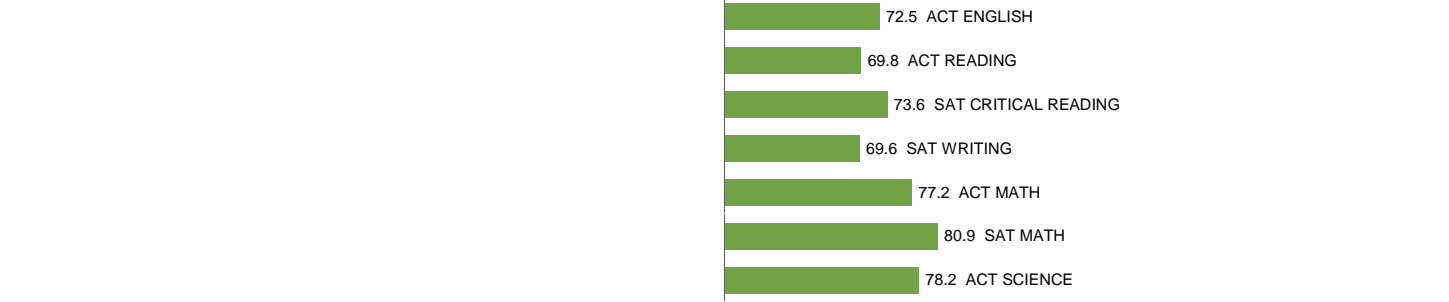
Other ACP



Other



Grade 12



NOTES: "Overall SEI" has an average of 50 and standard deviation of 5; the range for an "average" overall SEI is 45 to 55. Component SEIs (e.g. "Grade 5 STAAR READING" or "PSAT WRITING") each have an average of 50 and standard deviation of 10; the range for an "average" component SEI is 40 to 60. Component SEIs are computed only if at least eight students are included.

2012-13 School Effectiveness Index (SEI) Detail

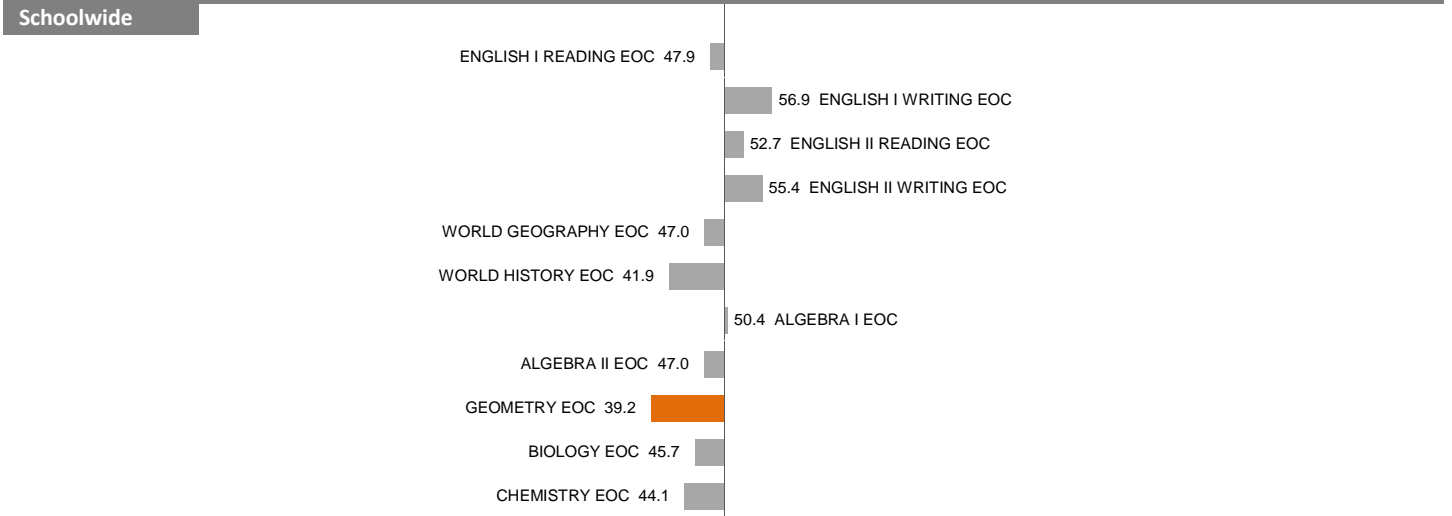
33-SCHOOL OF BUSINESS & MANAGEMENT

Overall SEI: 49.0

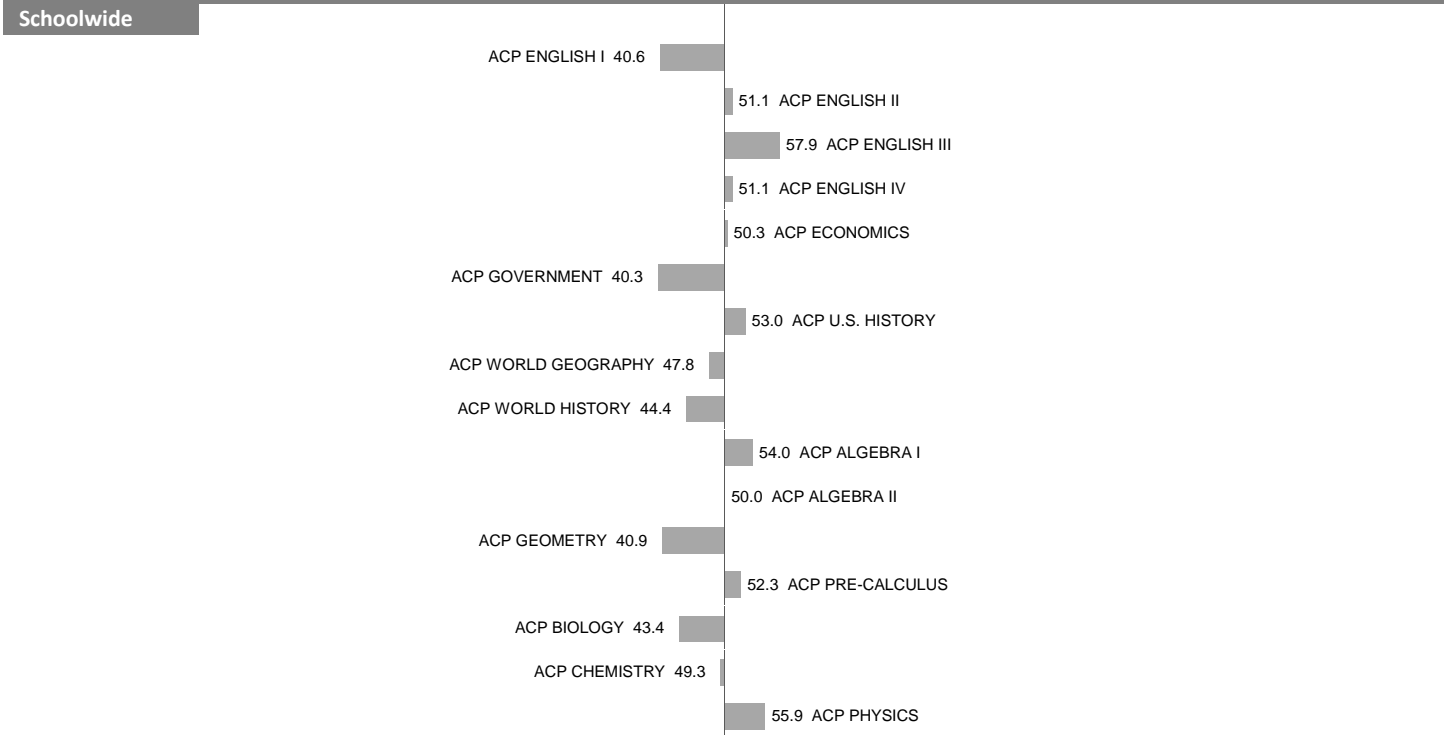
2013-14 DIVISION 4 (NO FP)

AEIS Rating: Met Standard

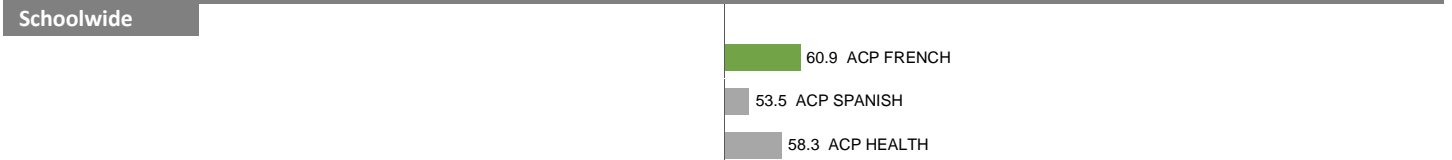
STAAR



Core ACP



Other ACP



NOTES: "Overall SEI" has an average of 50 and standard deviation of 5; the range for an "average" overall SEI is 45 to 55. Component SEIs (e.g. "Grade 5 STAAR READING" or "PSAT WRITING") each have an average of 50 and standard deviation of 10; the range for an "average" component SEI is 40 to 60. Component SEIs are computed only if at least eight students are included.

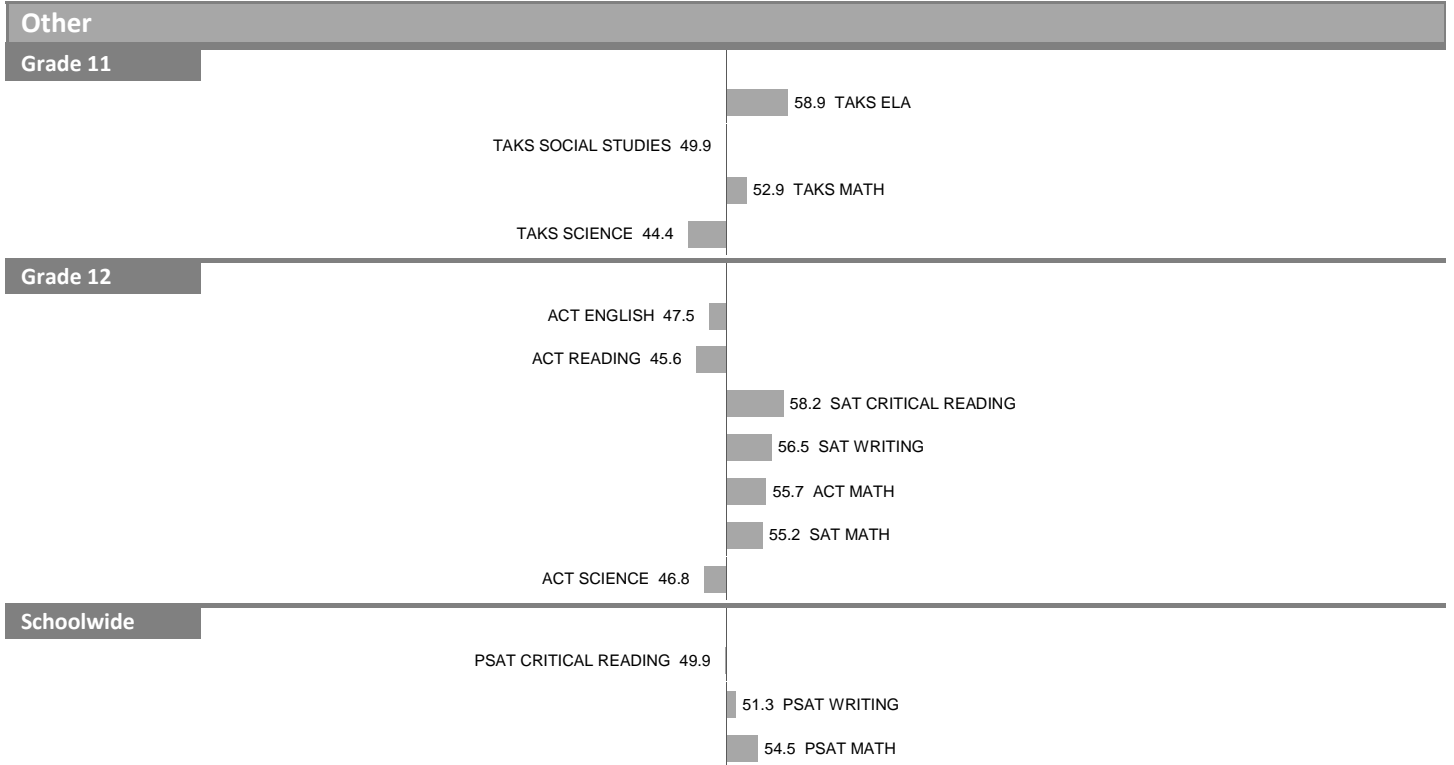
2012-13 School Effectiveness Index (SEI) Detail

33-SCHOOL OF BUSINESS & MANAGEMENT

Overall SEI: 49.0

2013-14 DIVISION 4 (NO FP)

AEIS Rating: Met Standard



NOTES: "Overall SEI" has an average of 50 and standard deviation of 5; the range for an "average" overall SEI is 45 to 55. Component SEIs (e.g. "Grade 5 STAAR READING" or "PSAT WRITING") each have an average of 50 and standard deviation of 10; the range for an "average" component SEI is 40 to 60. Component SEIs are computed only if at least eight students are included.

2012-13 School Effectiveness Index (SEI) Detail


34-BOOKER T. WASHINGTON ARTS

Overall SEI: 51.4

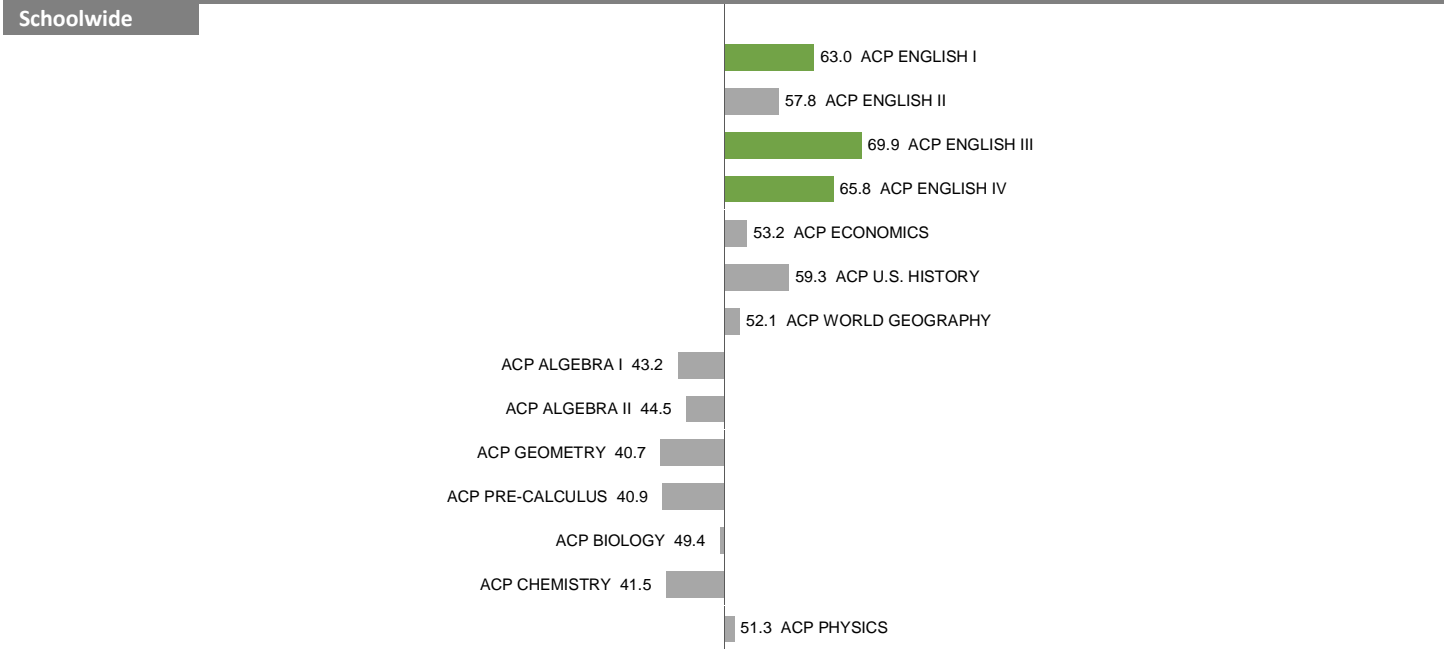
2013-14 DIVISION 3 (NO FP)

AEIS Rating: Met Standard

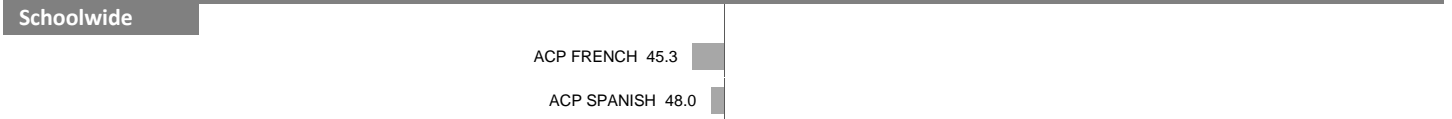
STAAR



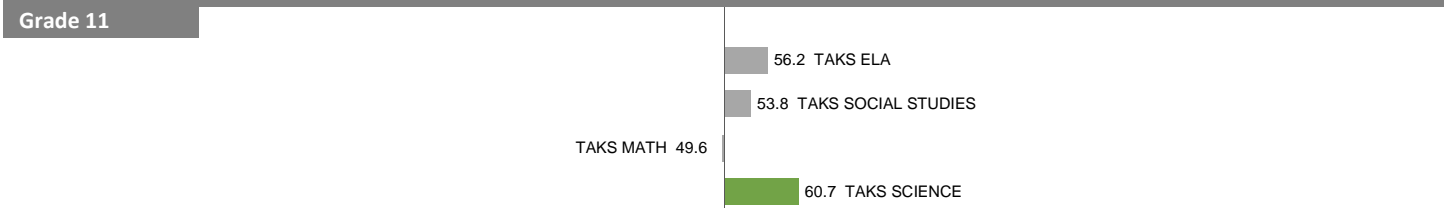
Core ACP



Other ACP



Other



NOTES: "Overall SEI" has an average of 50 and standard deviation of 5; the range for an "average" overall SEI is 45 to 55. Component SEIs (e.g. "Grade 5 STAAR READING" or "PSAT WRITING") each have an average of 50 and standard deviation of 10; the range for an "average" component SEI is 40 to 60. Component SEIs are computed only if at least eight students are included.

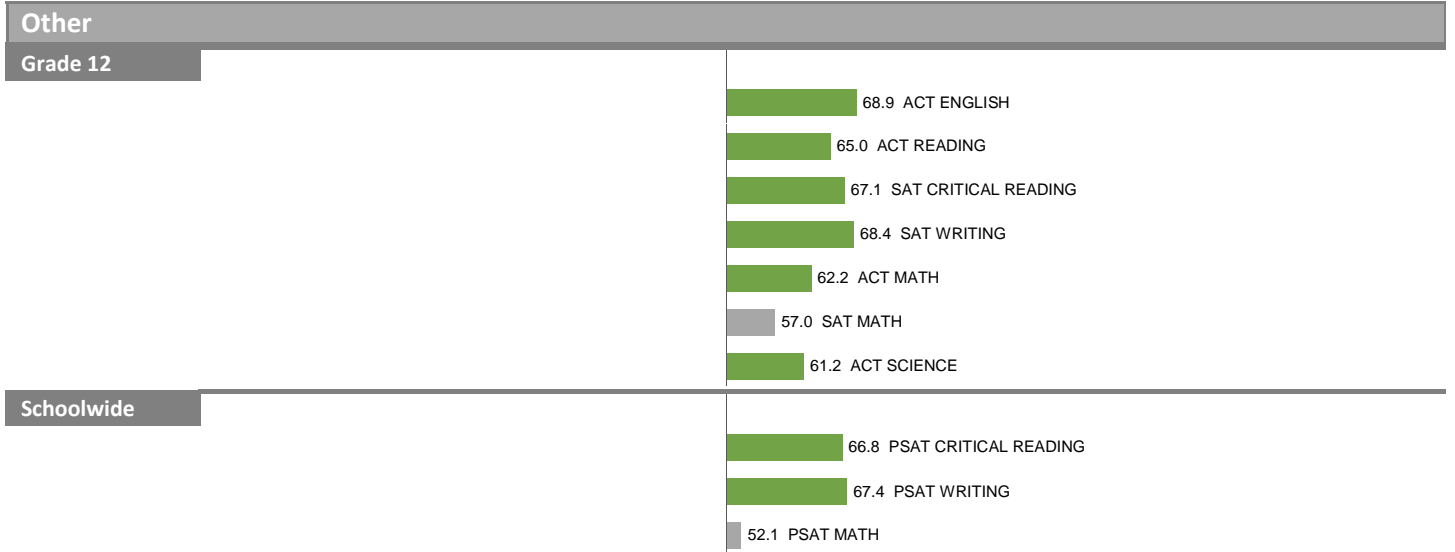
2012-13 School Effectiveness Index (SEI) Detail

34-BOOKER T. WASHINGTON ARTS

Overall SEI: 51.4

2013-14 DIVISION 3 (NO FP)

AEIS Rating: Met Standard



NOTES: "Overall SEI" has an average of 50 and standard deviation of 5; the range for an "average" overall SEI is 45 to 55. Component SEIs (e.g. "Grade 5 STAAR READING" or "PSAT WRITING") each have an average of 50 and standard deviation of 10; the range for an "average" component SEI is 40 to 60. Component SEIs are computed only if at least eight students are included.

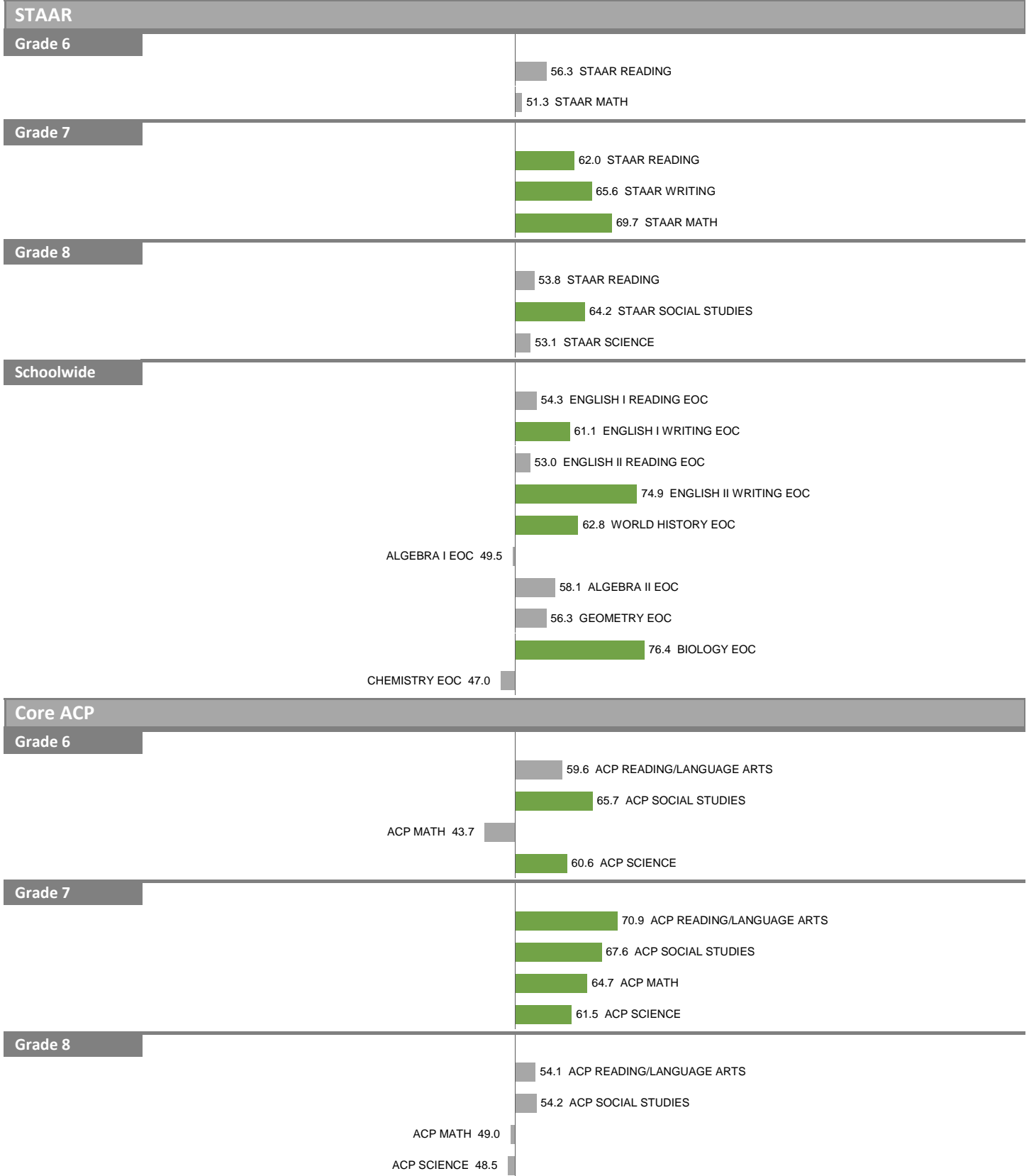
2012-13 School Effectiveness Index (SEI) Detail

35 and 356—IRMA L. RANGEL ACADEMY

Overall SEI: 60.1 (35), 58.4 (356)

2013-14 DIVISION 4 (NO FP)

AEIS Rating: Met Standard



NOTES: "Overall SEI" has an average of 50 and standard deviation of 5; the range for an "average" overall SEI is 45 to 55. Component SEIs (e.g. "Grade 5 STAAR READING" or "PSAT WRITING") each have an average of 50 and standard deviation of 10; the range for an "average" component SEI is 40 to 60. Component SEIs are computed only if at least eight students are included.

2012-13 School Effectiveness Index (SEI) Detail

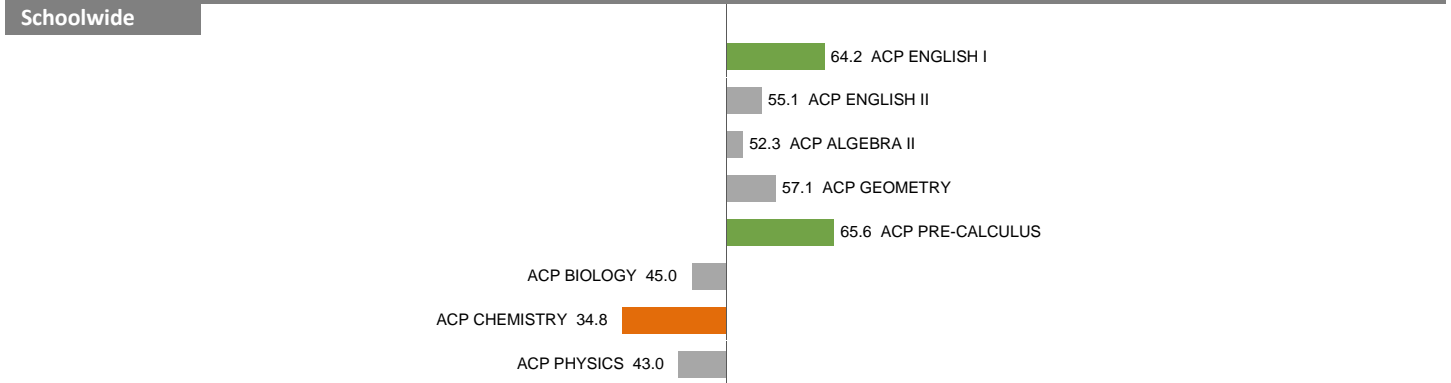
35 and 356—IRMA L. RANGEL ACADEMY

Overall SEI: 60.1 (35), 58.4 (356)


2013-14 DIVISION 4 (NO FP)

AEIS Rating: Met Standard


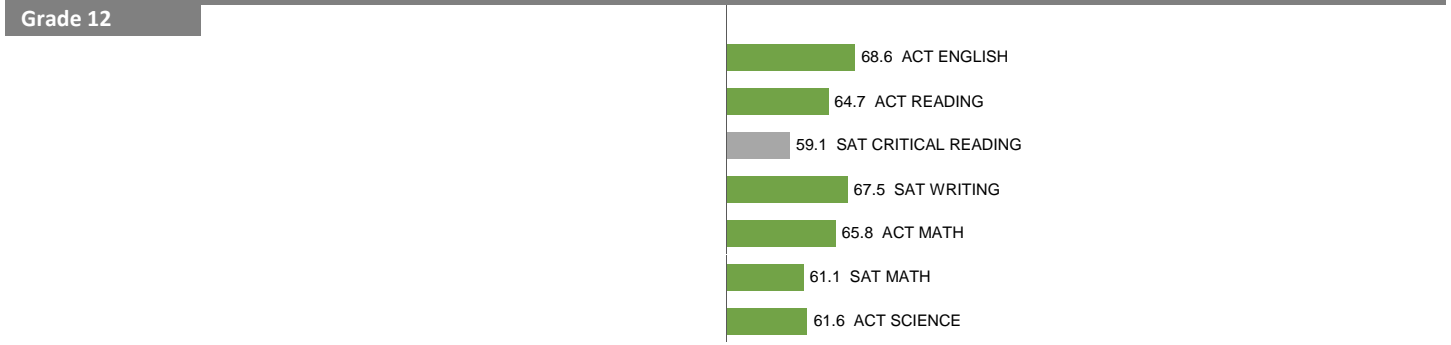
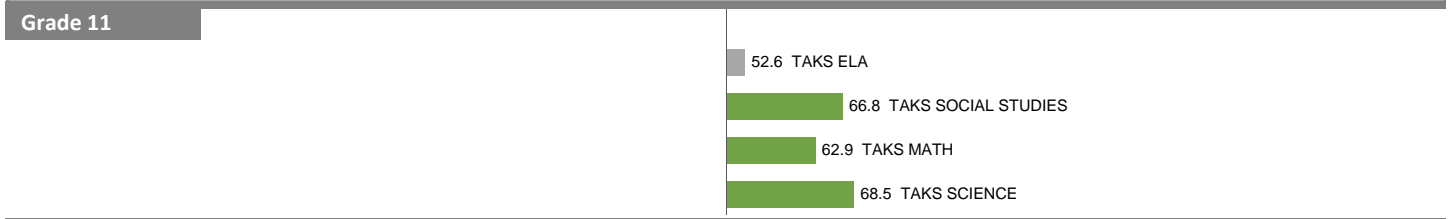
Core ACP



Other ACP



Other



NOTES: "Overall SEI" has an average of 50 and standard deviation of 5; the range for an "average" overall SEI is 45 to 55. Component SEIs (e.g. "Grade 5 STAAR READING" or "PSAT WRITING") each have an average of 50 and standard deviation of 10; the range for an "average" component SEI is 40 to 60. Component SEIs are computed only if at least eight students are included.

2012-13 School Effectiveness Index (SEI) Detail

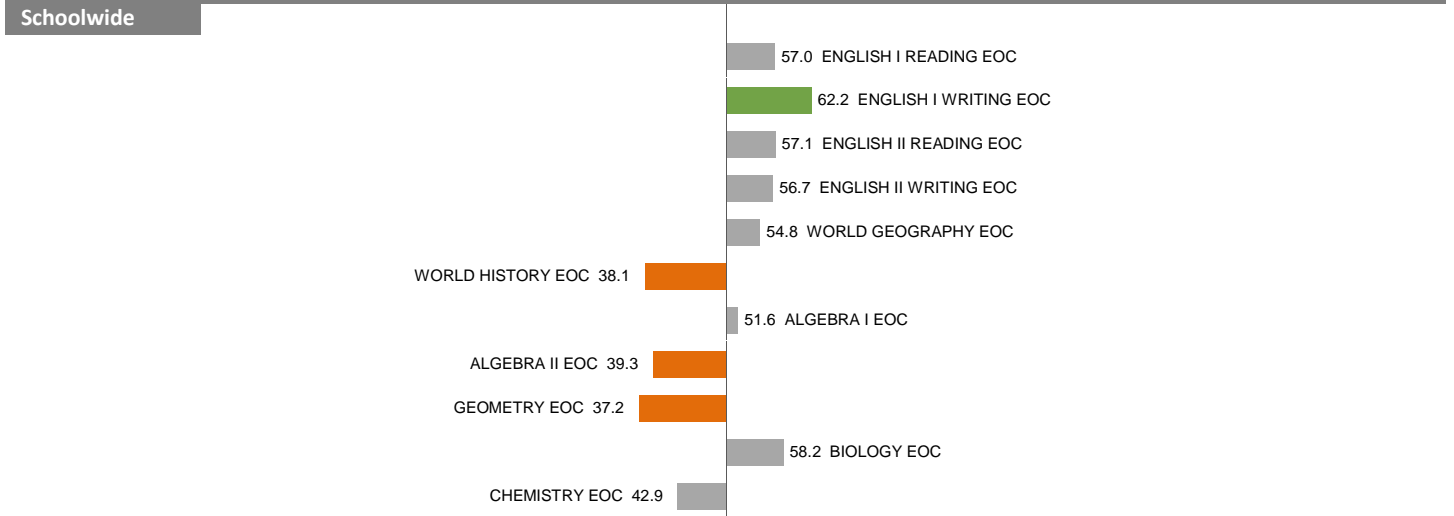
36-SCHOOL OF HEALTH PROFESSIONS

Overall SEI: 53.4

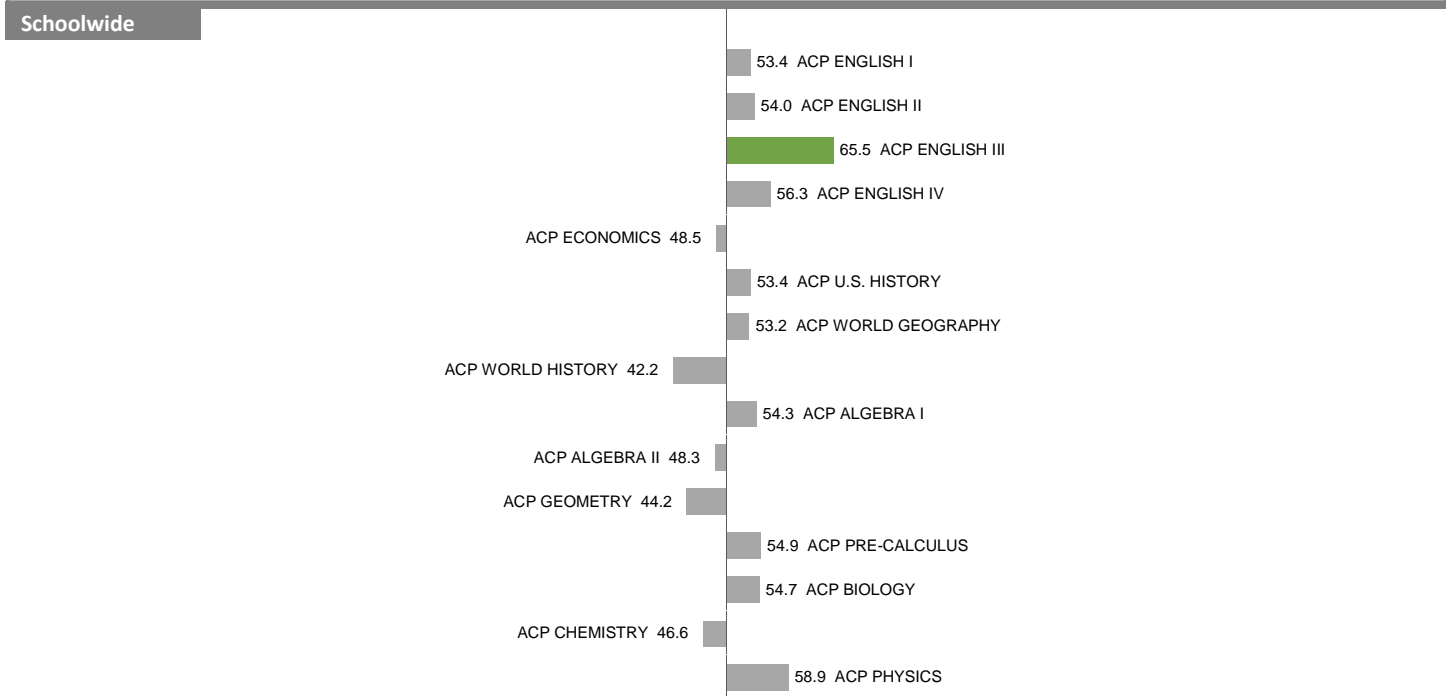
2013-14 DIVISION 4 (NO FP)

AEIS Rating: Met Standard

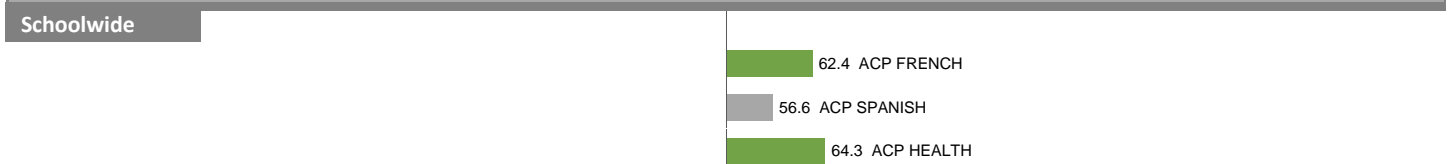
STAAR



Core ACP



Other ACP



NOTES: "Overall SEI" has an average of 50 and standard deviation of 5; the range for an "average" overall SEI is 45 to 55. Component SEIs (e.g. "Grade 5 STAAR READING" or "PSAT WRITING") each have an average of 50 and standard deviation of 10; the range for an "average" component SEI is 40 to 60. Component SEIs are computed only if at least eight students are included.

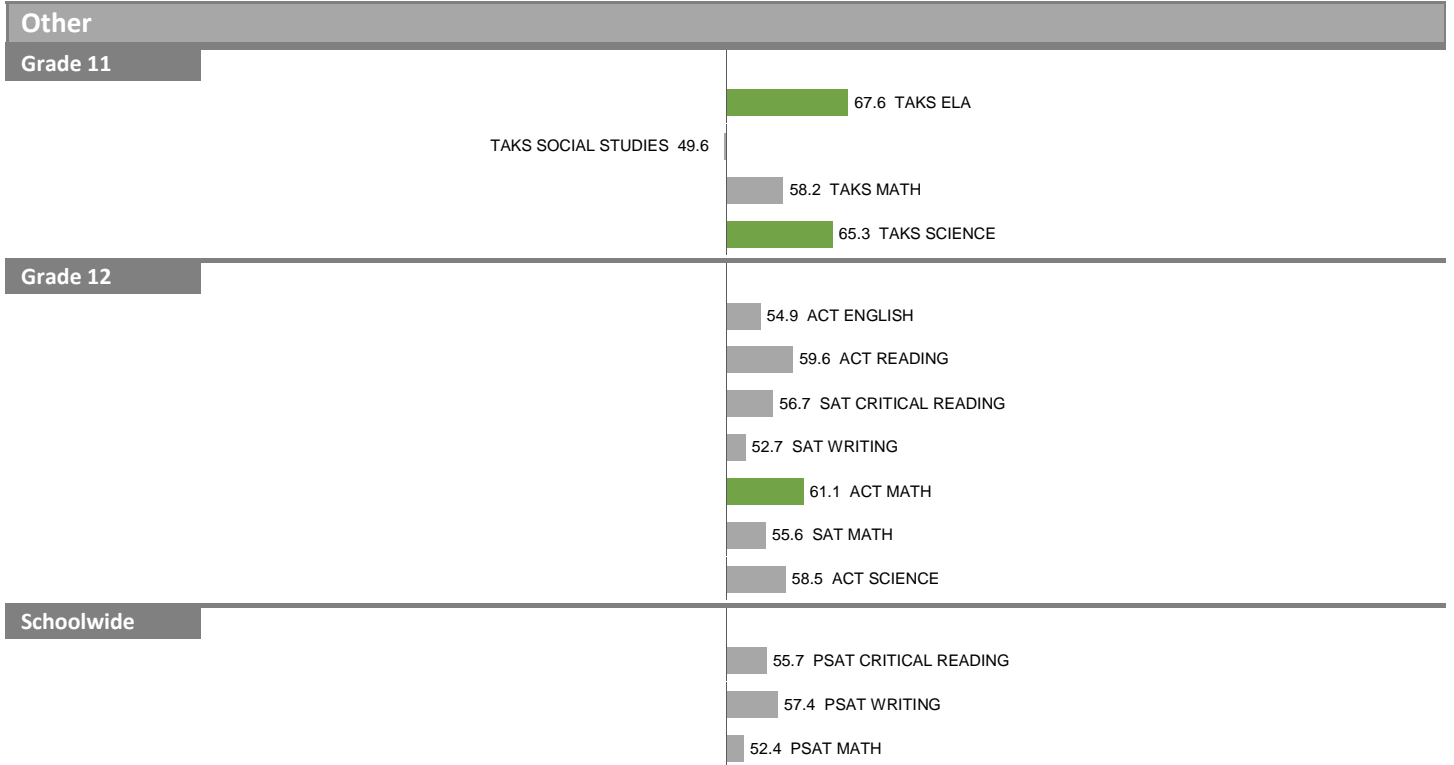
2012-13 School Effectiveness Index (SEI) Detail

36-SCHOOL OF HEALTH PROFESSIONS

Overall SEI: 53.4

2013-14 DIVISION 4 (NO FP)

AEIS Rating: Met Standard



NOTES: "Overall SEI" has an average of 50 and standard deviation of 5; the range for an "average" overall SEI is 45 to 55. Component SEIs (e.g. "Grade 5 STAAR READING" or "PSAT WRITING") each have an average of 50 and standard deviation of 10; the range for an "average" component SEI is 40 to 60. Component SEIs are computed only if at least eight students are included.

2012-13 School Effectiveness Index (SEI) Detail

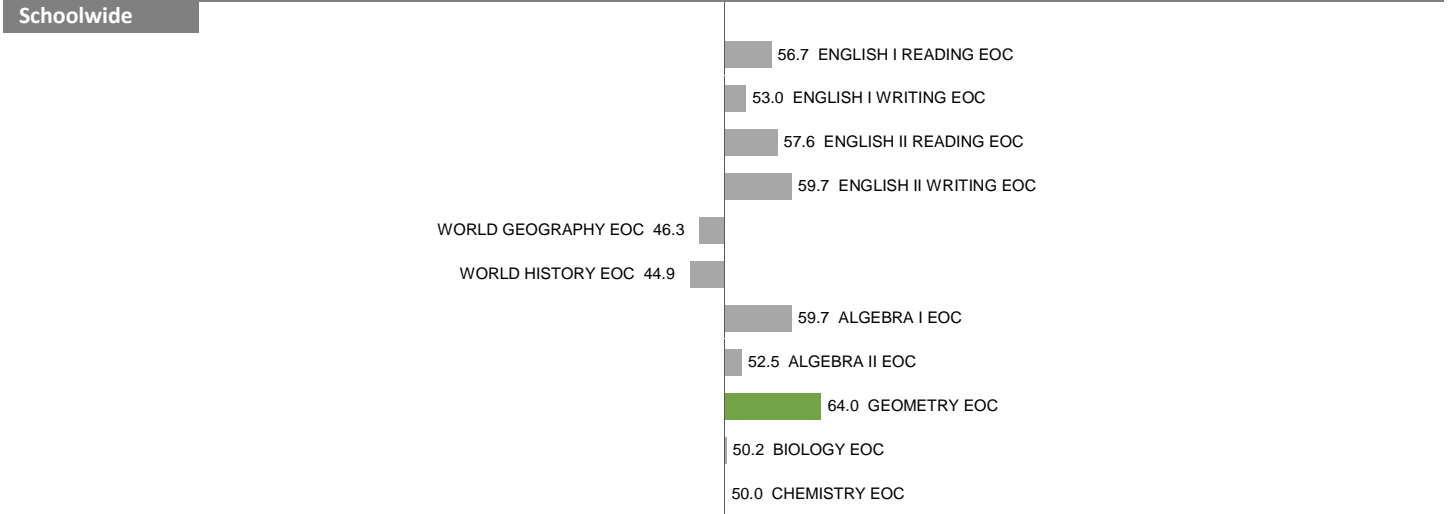
37-ROSIE SORRELLS SCHOOL OF EDUCATION

Overall SEI: 51.9

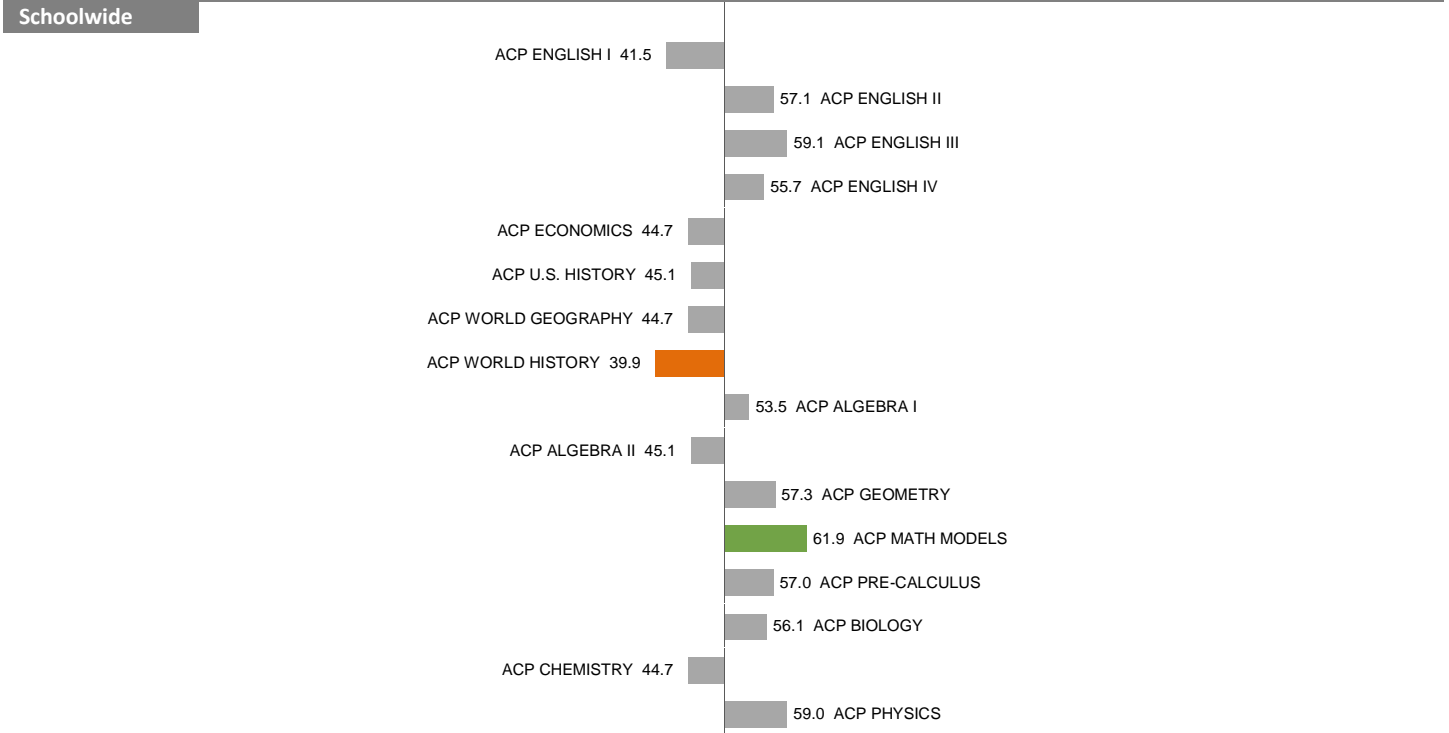
2013-14 DIVISION 4 (NO FP)

AEIS Rating: Met Standard

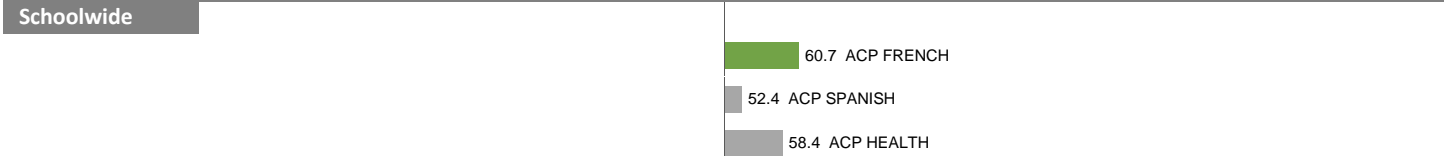
STAAR



Core ACP



Other ACP



NOTES: "Overall SEI" has an average of 50 and standard deviation of 5; the range for an "average" overall SEI is 45 to 55. Component SEIs (e.g. "Grade 5 STAAR READING" or "PSAT WRITING") each have an average of 50 and standard deviation of 10; the range for an "average" component SEI is 40 to 60. Component SEIs are computed only if at least eight students are included.


2012-13 School Effectiveness Index (SEI) Detail

37–ROSIE SORRELLS SCHOOL OF EDUCATION

Overall SEI: 51.9

2013-14 DIVISION 4 (NO FP)

AEIS Rating: Met Standard



NOTES: "Overall SEI" has an average of 50 and standard deviation of 5; the range for an "average" overall SEI is 45 to 55. Component SEIs (e.g. "Grade 5 STAAR READING" or "PSAT WRITING") each have an average of 50 and standard deviation of 10; the range for an "average" component SEI is 40 to 60. Component SEIs are computed only if at least eight students are included.

2012-13 School Effectiveness Index (SEI) Detail


38-JUDGE SANDERS PUBLIC SERVICE MAGNET

Overall SEI: 50.7

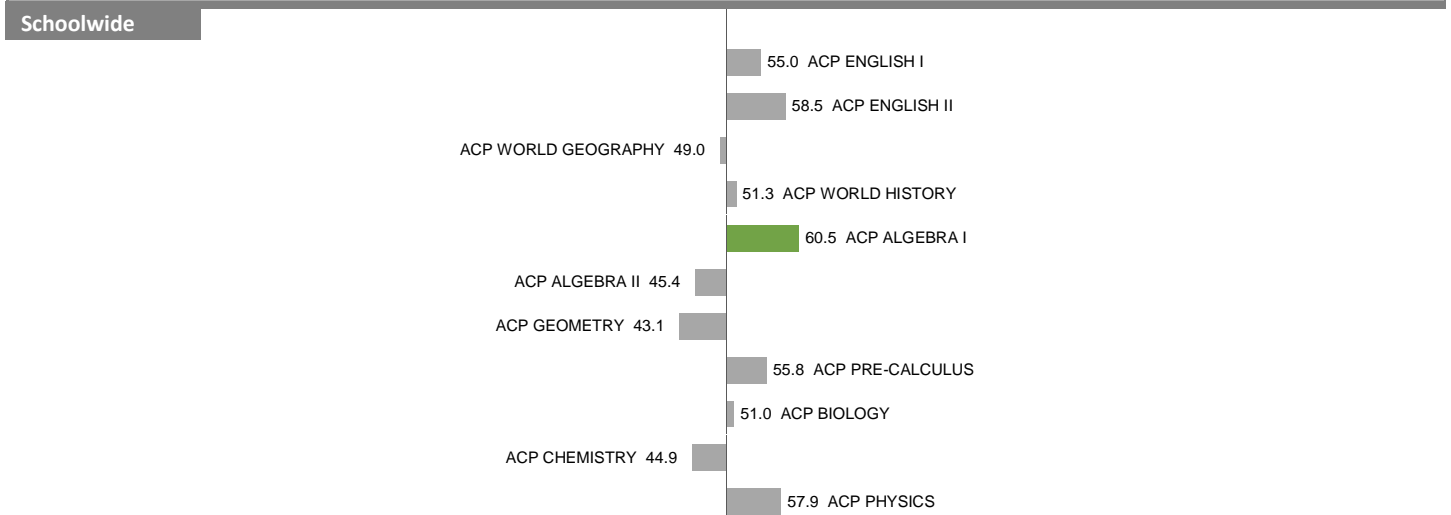
2013-14 DIVISION 4 (NO FP)

AEIS Rating: Met Standard

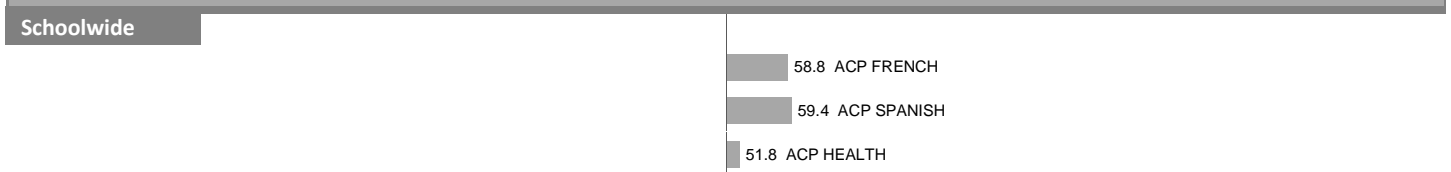
STAAR



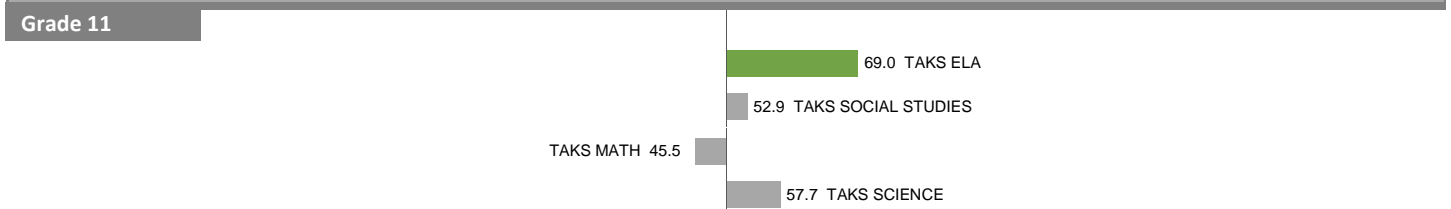
Core ACP



Other ACP



Other



NOTES: "Overall SEI" has an average of 50 and standard deviation of 5; the range for an "average" overall SEI is 45 to 55. Component SEIs (e.g. "Grade 5 STAAR READING" or "PSAT WRITING") each have an average of 50 and standard deviation of 10; the range for an "average" component SEI is 40 to 60. Component SEIs are computed only if at least eight students are included.

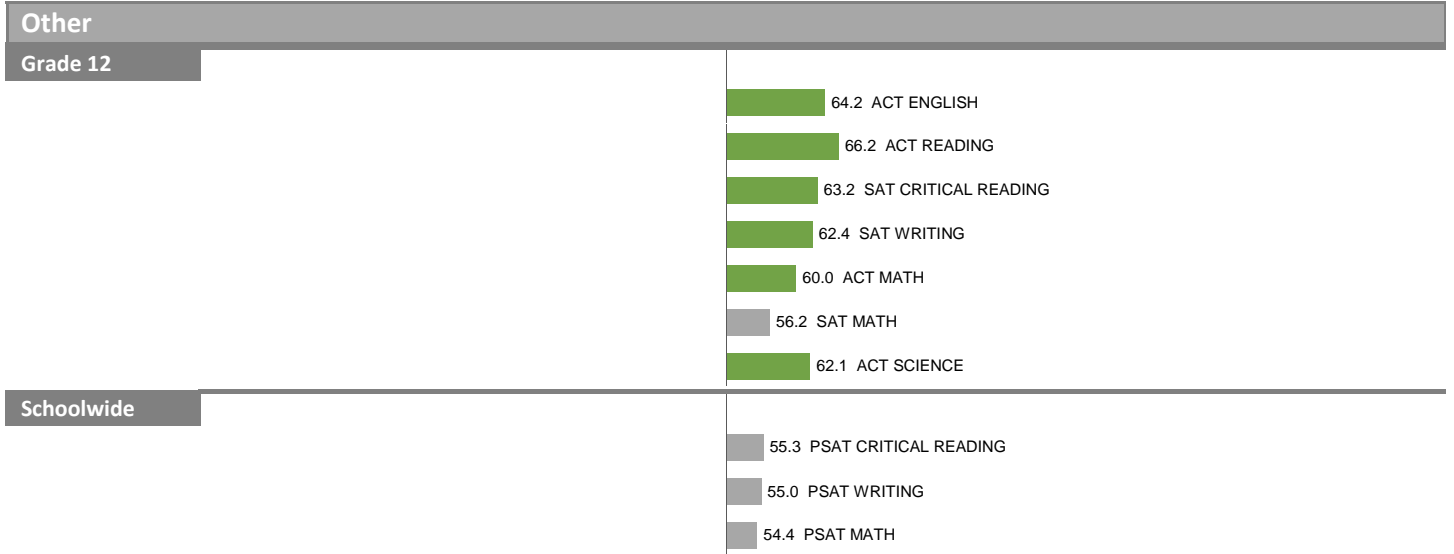
2012-13 School Effectiveness Index (SEI) Detail

38-JUDGE SANDERS PUBLIC SERVICE MAGNET

Overall SEI: 50.7

2013-14 DIVISION 4 (NO FP)

AEIS Rating: Met Standard



NOTES: "Overall SEI" has an average of 50 and standard deviation of 5; the range for an "average" overall SEI is 45 to 55. Component SEIs (e.g. "Grade 5 STAAR READING" or "PSAT WRITING") each have an average of 50 and standard deviation of 10; the range for an "average" component SEI is 40 to 60. Component SEIs are computed only if at least eight students are included.

2012-13 School Effectiveness Index (SEI) Detail

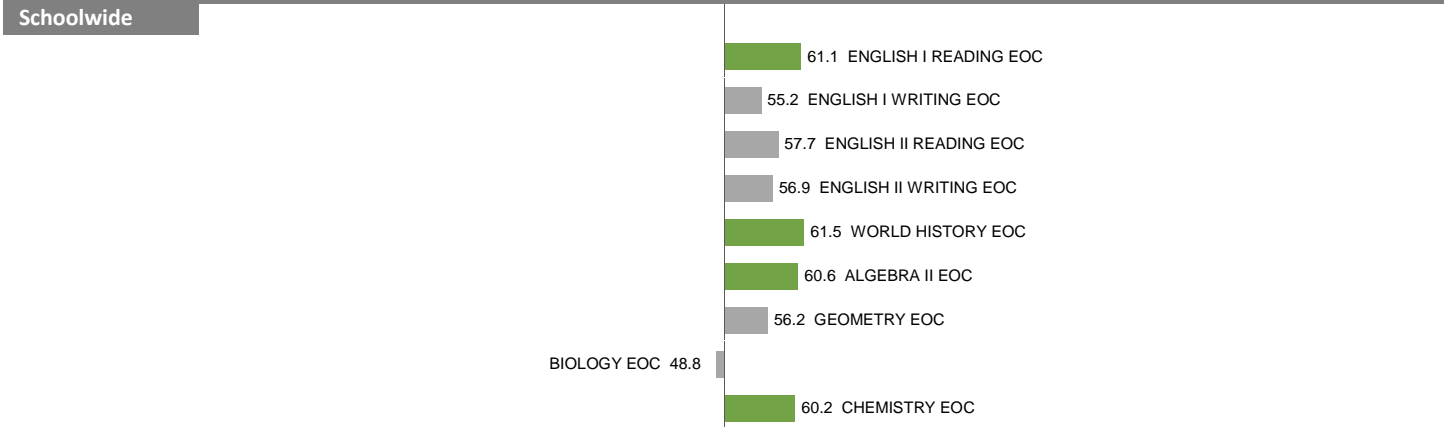
39-SCHOOL FOR TALENTED & GIFTED

Overall SEI: 59.0

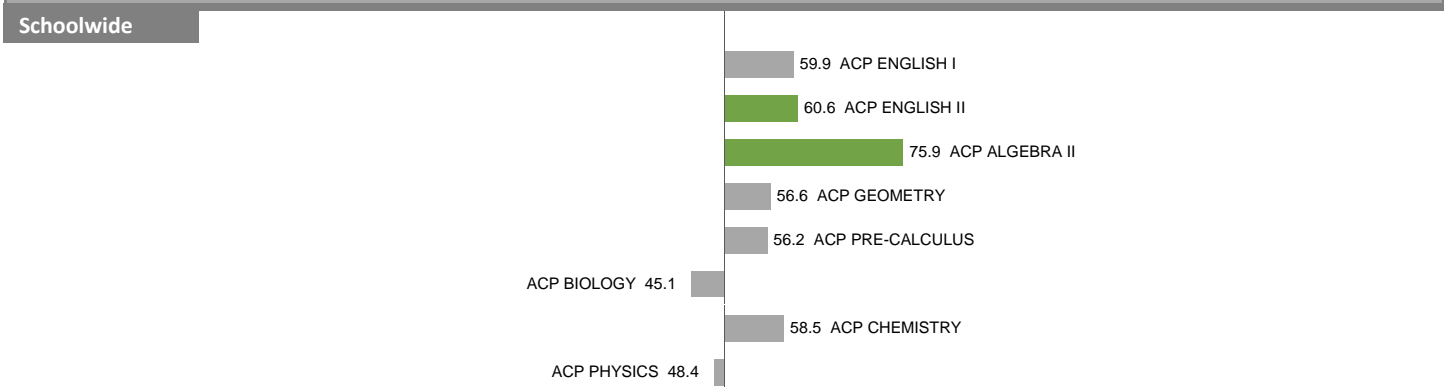
2013-14 DIVISION 4 (NO FP)

AEIS Rating: Met Standard

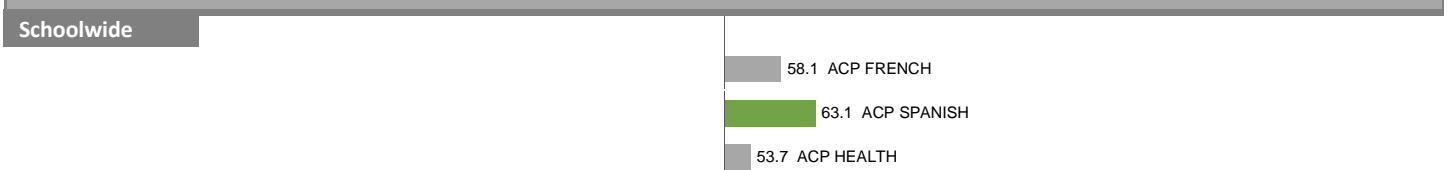
STAAR



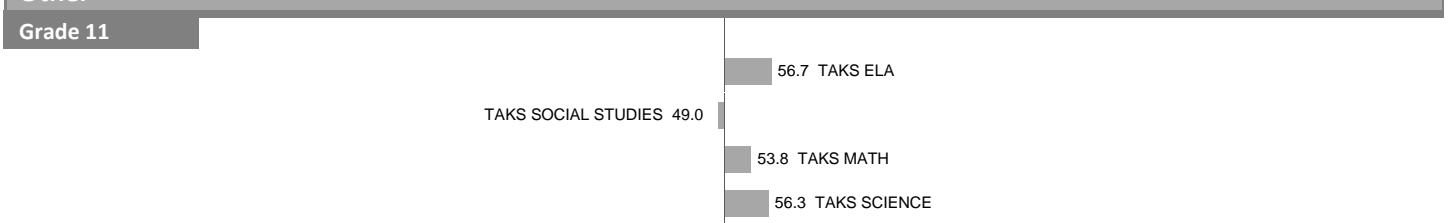
Core ACP



Other ACP



Other



Grade 12



NOTES: "Overall SEI" has an average of 50 and standard deviation of 5; the range for an "average" overall SEI is 45 to 55. Component SEIs (e.g. "Grade 5 STAAR READING" or "PSAT WRITING") each have an average of 50 and standard deviation of 10; the range for an "average" component SEI is 40 to 60. Component SEIs are computed only if at least eight students are included.


2012-13 School Effectiveness Index (SEI) Detail

39-SCHOOL FOR TALENTED & GIFTED

Overall SEI: 59.0

2013-14 DIVISION 4 (NO FP)

AEIS Rating: Met Standard



NOTES: "Overall SEI" has an average of 50 and standard deviation of 5; the range for an "average" overall SEI is 45 to 55. Component SEIs (e.g. "Grade 5 STAAR READING" or "PSAT WRITING") each have an average of 50 and standard deviation of 10; the range for an "average" component SEI is 40 to 60. Component SEIs are computed only if at least eight students are included.

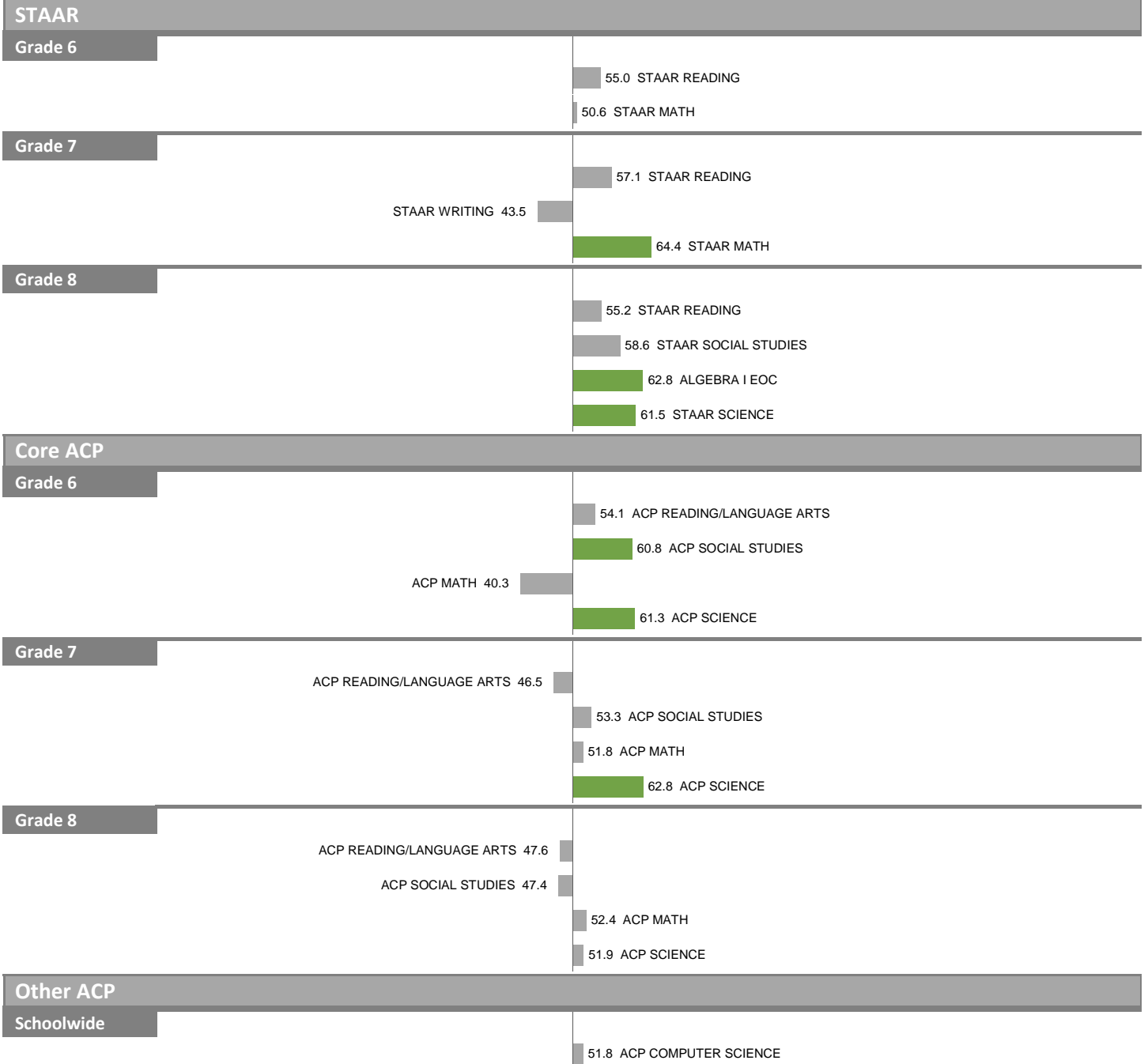
2012-13 School Effectiveness Index (SEI) Detail

71-DALLAS ENVIRONMENTAL SCIENCE

Overall SEI: 54.2

2013-14 DIVISION 3 (NO FP)

AEIS Rating: Met Standard



NOTES: "Overall SEI" has an average of 50 and standard deviation of 5; the range for an "average" overall SEI is 45 to 55. Component SEIs (e.g. "Grade 5 STAAR READING" or "PSAT WRITING") each have an average of 50 and standard deviation of 10; the range for an "average" component SEI is 40 to 60. Component SEIs are computed only if at least eight students are included.


2012-13 School Effectiveness Index (SEI) Detail

73–H.W. LONGFELLOW ACADEMY

Overall SEI: 50.9

2013-14 DIVISION 1 (NO FP)

AEIS Rating: Met Standard



NOTES: "Overall SEI" has an average of 50 and standard deviation of 5; the range for an "average" overall SEI is 45 to 55. Component SEIs (e.g. "Grade 5 STAAR READING" or "PSAT WRITING") each have an average of 50 and standard deviation of 10; the range for an "average" component SEI is 40 to 60. Component SEIs are computed only if at least eight students are included.


2012-13 School Effectiveness Index (SEI) Detail

75 and 134—GEORGE B. DEALEY

Overall SEI: 57.5 (75), 51.5 (134)

2013-14 DIVISION 2 (NO FP)

AEIS Rating: Met Standard



NOTES: "Overall SEI" has an average of 50 and standard deviation of 5; the range for an "average" overall SEI is 45 to 55. Component SEIs (e.g. "Grade 5 STAAR READING" or "PSAT WRITING") each have an average of 50 and standard deviation of 10; the range for an "average" component SEI is 40 to 60. Component SEIs are computed only if at least eight students are included.


2012-13 School Effectiveness Index (SEI) Detail

75 and 134—GEORGE B. DEALEY

Overall SEI: 57.5 (75), 51.5 (134)

2013-14 DIVISION 2 (NO FP)

AEIS Rating: Met Standard



NOTES: "Overall SEI" has an average of 50 and standard deviation of 5; the range for an "average" overall SEI is 45 to 55. Component SEIs (e.g. "Grade 5 STAAR READING" or "PSAT WRITING") each have an average of 50 and standard deviation of 10; the range for an "average" component SEI is 40 to 60. Component SEIs are computed only if at least eight students are included.

2012-13 School Effectiveness Index (SEI) Detail

66 AND 212—HARRY STONE MONTESSORI

Overall SEI: 50.3 (66), 47.1 (212)

2013-14 DIVISION 4 (NO FP)

AEIS Rating: Met Standard



NOTES: "Overall SEI" has an average of 50 and standard deviation of 5; the range for an "average" overall SEI is 45 to 55. Component SEIs (e.g. "Grade 5 STAAR READING" or "PSAT WRITING") each have an average of 50 and standard deviation of 10; the range for an "average" component SEI is 40 to 60. Component SEIs are computed only if at least eight students are included.

2012-13 School Effectiveness Index (SEI) Detail

66 AND 212—HARRY STONE MONTESSORI

Overall SEI: 50.3 (66), 47.1 (212)

2013-14 DIVISION 4 (NO FP)

AEIS Rating: Met Standard



NOTES: "Overall SEI" has an average of 50 and standard deviation of 5; the range for an "average" overall SEI is 45 to 55. Component SEIs (e.g. "Grade 5 STAAR READING" or "PSAT WRITING") each have an average of 50 and standard deviation of 10; the range for an "average" component SEI is 40 to 60. Component SEIs are computed only if at least eight students are included.

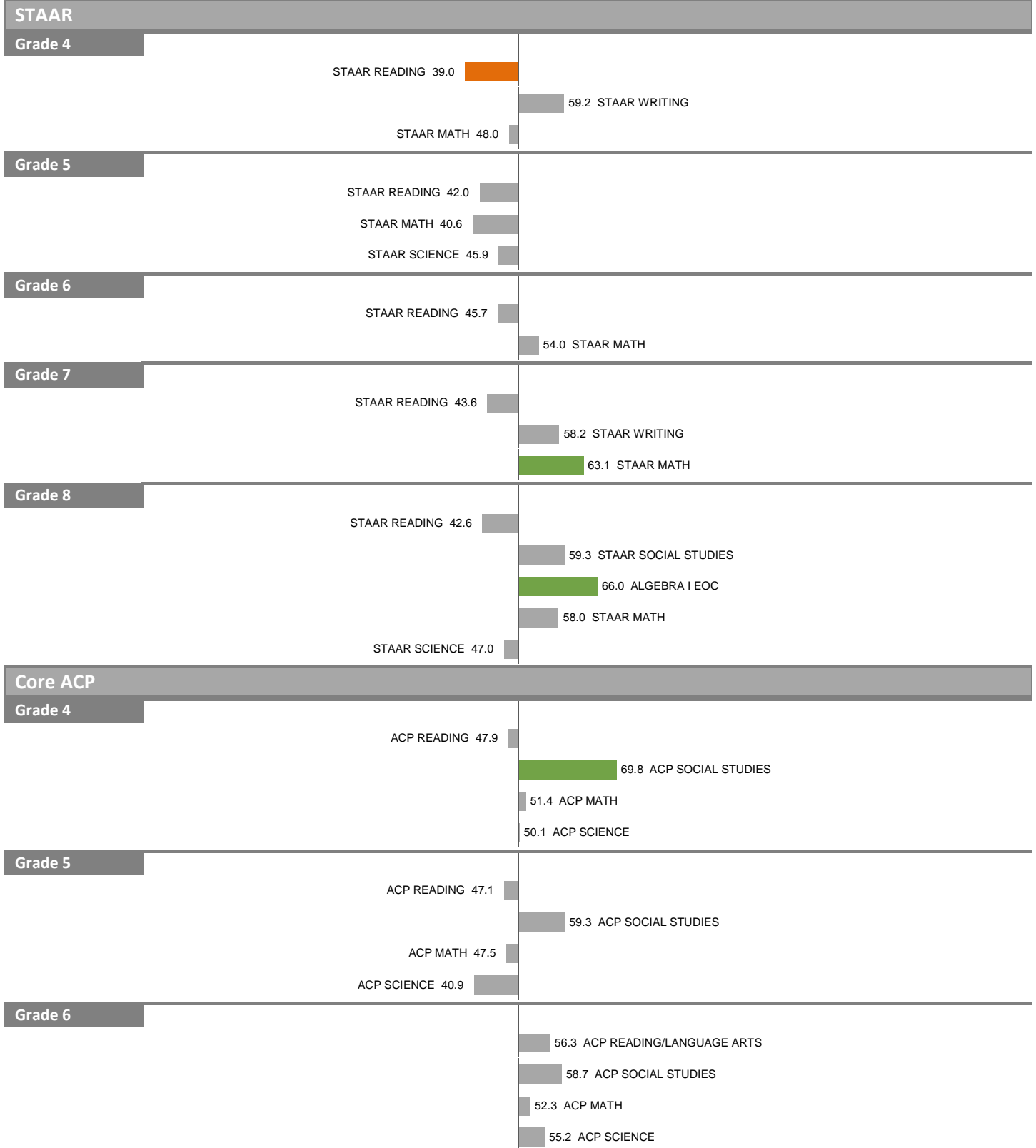
2012-13 School Effectiveness Index (SEI) Detail

57 and 217–WILLIAM B. TRAVIS

Overall SEI: 56.1 (57), 47.0 (217)

2013-14 DIVISION 3 (NO FP)

AEIS Rating: Met Standard



NOTES: "Overall SEI" has an average of 50 and standard deviation of 5; the range for an "average" overall SEI is 45 to 55. Component SEIs (e.g. "Grade 5 STAAR READING" or "PSAT WRITING") each have an average of 50 and standard deviation of 10; the range for an "average" component SEI is 40 to 60. Component SEIs are computed only if at least eight students are included.


2012-13 School Effectiveness Index (SEI) Detail

57 and 217–WILLIAM B. TRAVIS

Overall SEI: 56.1 (57), 47.0 (217)

2013-14 DIVISION 3 (NO FP)

AEIS Rating: Met Standard



NOTES: "Overall SEI" has an average of 50 and standard deviation of 5; the range for an "average" overall SEI is 45 to 55. Component SEIs (e.g. "Grade 5 STAAR READING" or "PSAT WRITING") each have an average of 50 and standard deviation of 10; the range for an "average" component SEI is 40 to 60. Component SEIs are computed only if at least eight students are included.

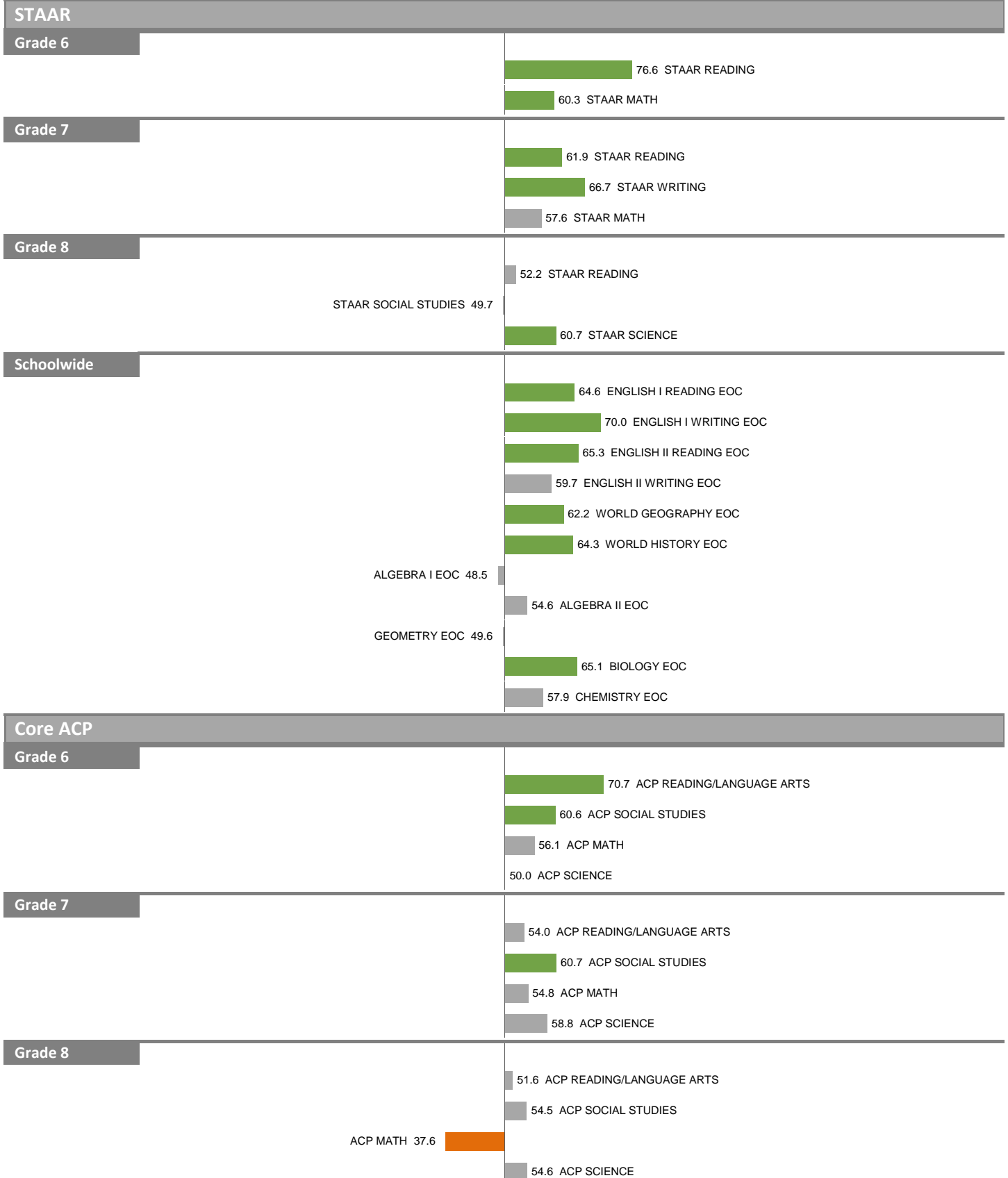
2012-13 School Effectiveness Index (SEI) Detail

357 and 381—BARACK OBAMA ACADEMY

Overall SEI: 56.9 (357), 58.3 (381)

2013-14 DIVISION 4 (NO FP)

AEIS Rating: Met Standard



NOTES: "Overall SEI" has an average of 50 and standard deviation of 5; the range for an "average" overall SEI is 45 to 55. Component SEIs (e.g. "Grade 5 STAAR READING" or "PSAT WRITING") each have an average of 50 and standard deviation of 10; the range for an "average" component SEI is 40 to 60. Component SEIs are computed only if at least eight students are included.


2012-13 School Effectiveness Index (SEI) Detail

357 and 381—BARACK OBAMA ACADEMY

Overall SEI: 56.9 (357), 58.3 (381)

2013-14 DIVISION 4 (NO FP)

AEIS Rating: Met Standard



NOTES: "Overall SEI" has an average of 50 and standard deviation of 5; the range for an "average" overall SEI is 45 to 55. Component SEIs (e.g. "Grade 5 STAAR READING" or "PSAT WRITING") each have an average of 50 and standard deviation of 10; the range for an "average" component SEI is 40 to 60. Component SEIs are computed only if at least eight students are included.