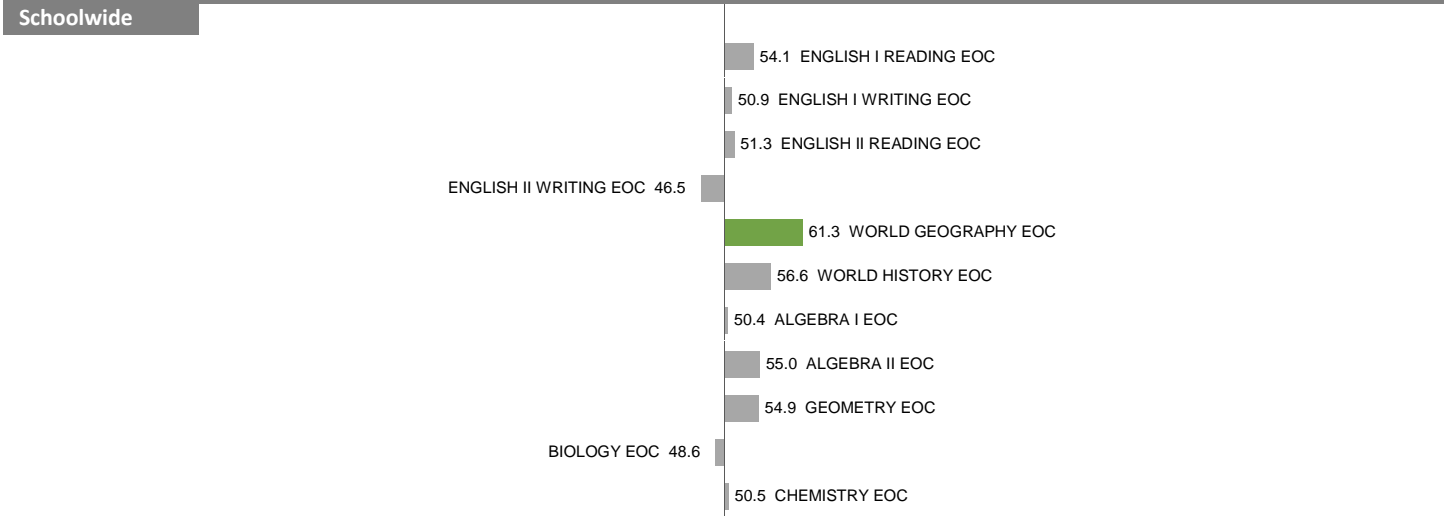


# 2012-13 School Effectiveness Index (SEI) Detail

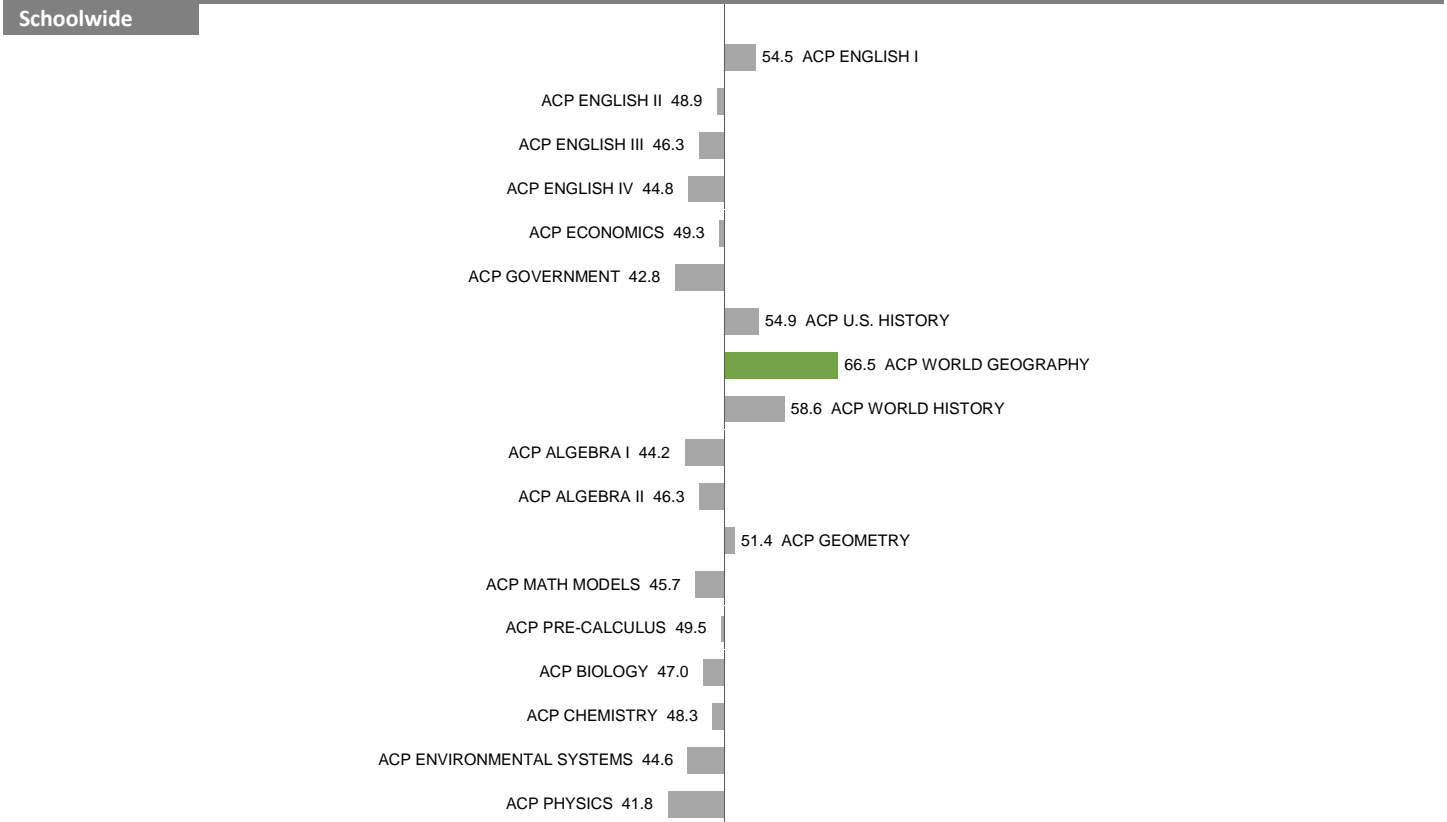
1-BRYAN ADAMS  
2013-14 DIVISION 5

Overall SEI: 51.3  
AEIS Rating: Met Standard

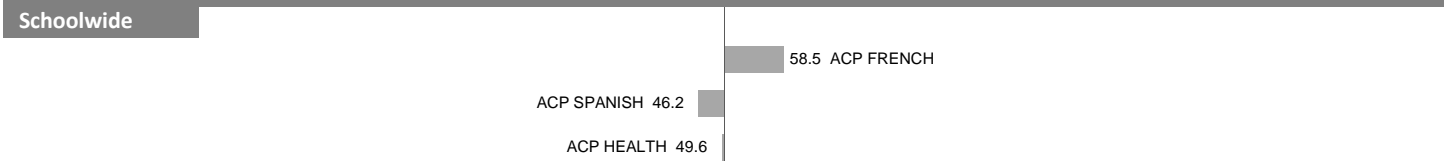
## STAAR



## Core ACP



## Other ACP




NOTES: "Overall SEI" has an average of 50 and standard deviation of 5; the range for an "average" overall SEI is 45 to 55. Component SEIs (e.g. "Grade 5 STAAR READING" or "PSAT WRITING") each have an average of 50 and standard deviation of 10; the range for an "average" component SEI is 40 to 60. Component SEIs are computed only if at least eight students are included.

# 2012-13 School Effectiveness Index (SEI) Detail

1-BRYAN ADAMS  
2013-14 DIVISION 5

Overall SEI: 51.3  
AEIS Rating: Met Standard




NOTES: "Overall SEI" has an average of 50 and standard deviation of 5; the range for an "average" overall SEI is 45 to 55. Component SEIs (e.g. "Grade 5 STAAR READING" or "PSAT WRITING") each have an average of 50 and standard deviation of 10; the range for an "average" component SEI is 40 to 60. Component SEIs are computed only if at least eight students are included.

# 2012-13 School Effectiveness Index (SEI) Detail

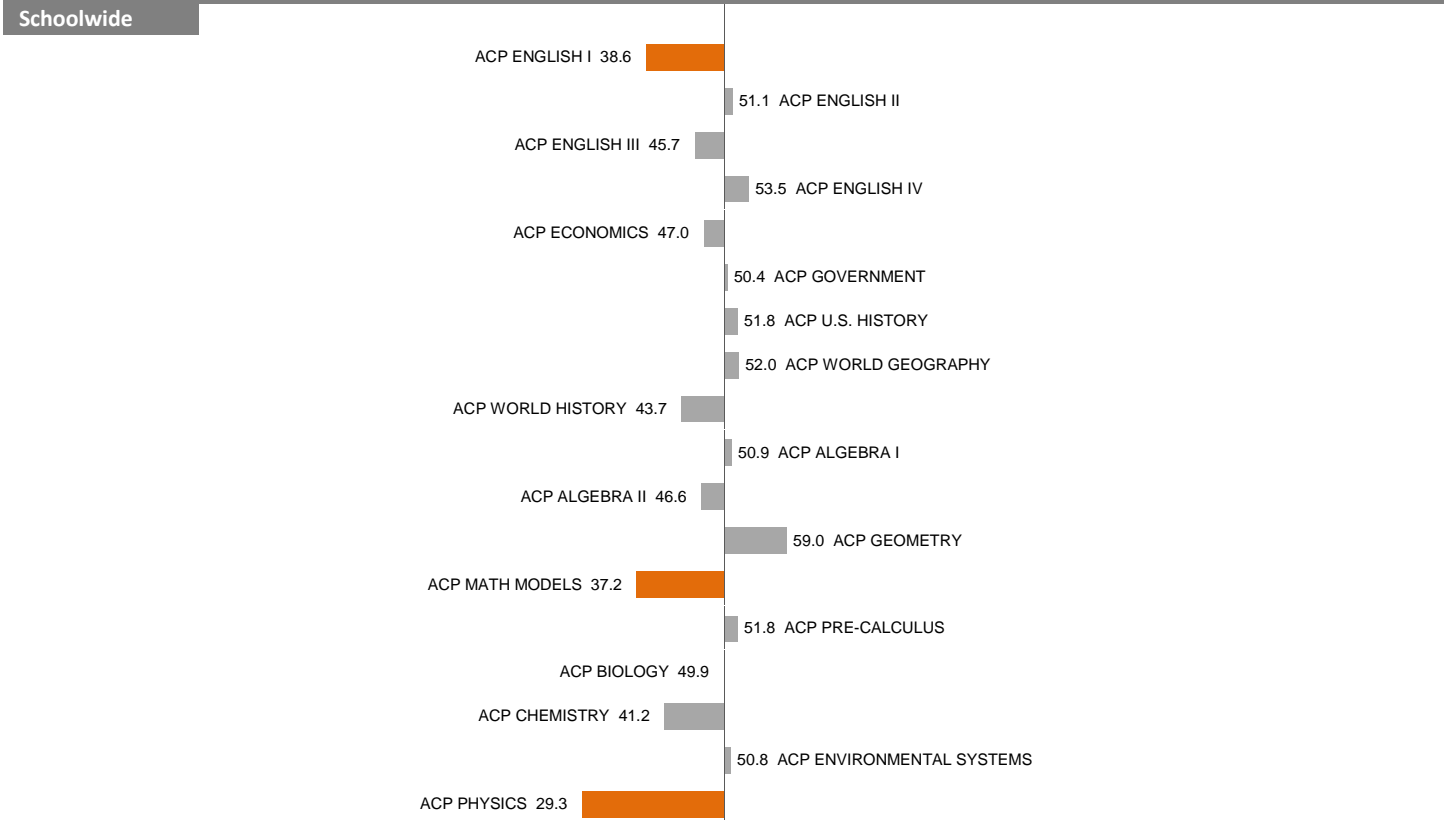
2-W.H. ADAMSON  
2013-14 DIVISION 5

Overall SEI: 46.1  
AEIS Rating: Met Standard

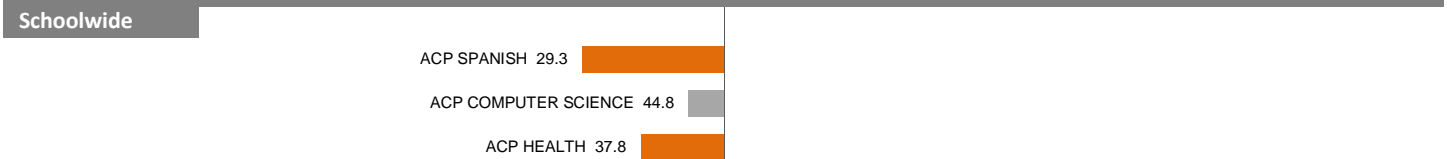
## STAAR



## Core ACP



## Other ACP



NOTES: "Overall SEI" has an average of 50 and standard deviation of 5; the range for an "average" overall SEI is 45 to 55. Component SEIs (e.g. "Grade 5 STAAR READING" or "PSAT WRITING") each have an average of 50 and standard deviation of 10; the range for an "average" component SEI is 40 to 60. Component SEIs are computed only if at least eight students are included.

## 2012-13 School Effectiveness Index (SEI) Detail

**2-W.H. ADAMSON**  
2013-14 DIVISION 5

**Overall SEI: 46.1**  
AEIS Rating: Met Standard



NOTES: "Overall SEI" has an average of 50 and standard deviation of 5; the range for an "average" overall SEI is 45 to 55. Component SEIs (e.g. "Grade 5 STAAR READING" or "PSAT WRITING") each have an average of 50 and standard deviation of 10; the range for an "average" component SEI is 40 to 60. Component SEIs are computed only if at least eight students are included.

# 2012-13 School Effectiveness Index (SEI) Detail


5-MOISES E. MOLINA

2013-14 DIVISION 3

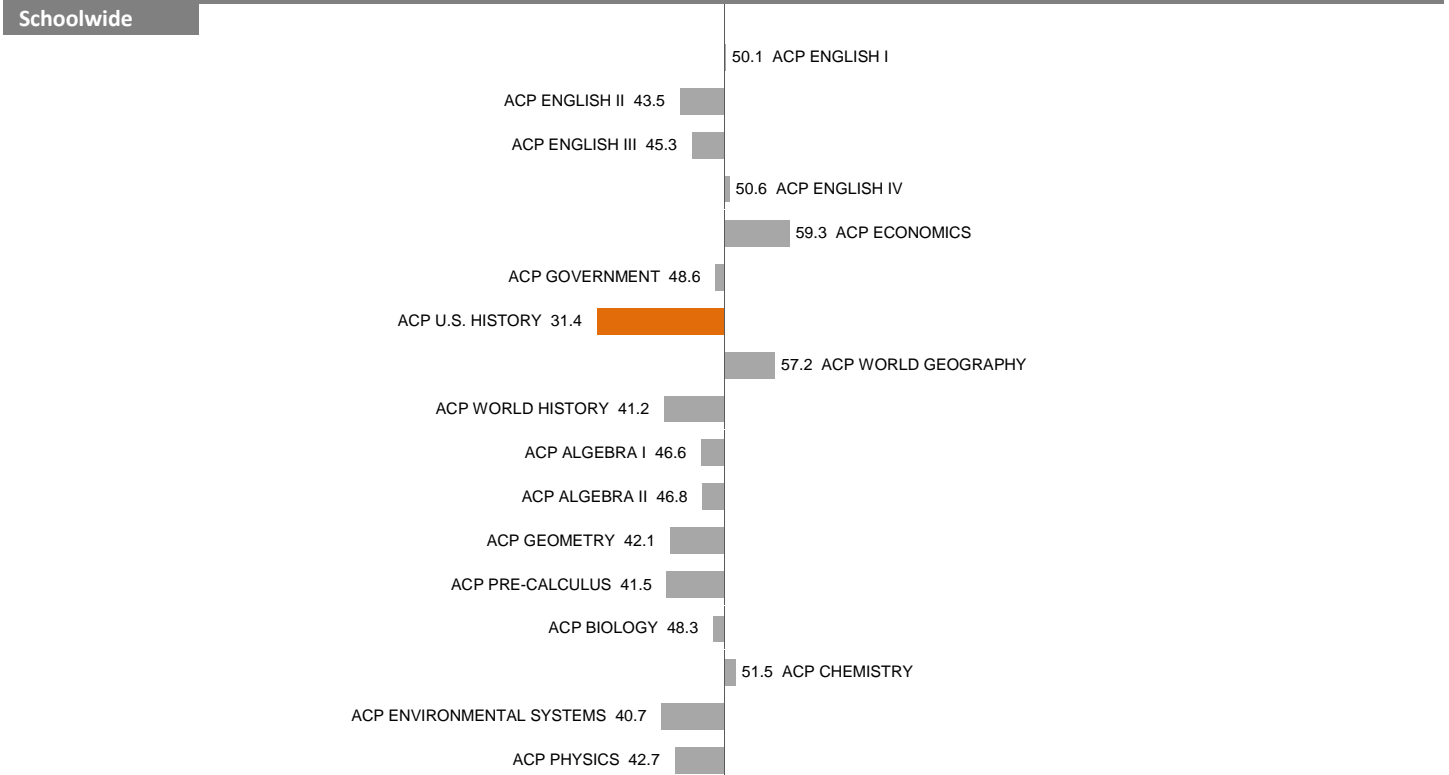
Overall SEI: 47.1

AEIS Rating: Met Standard

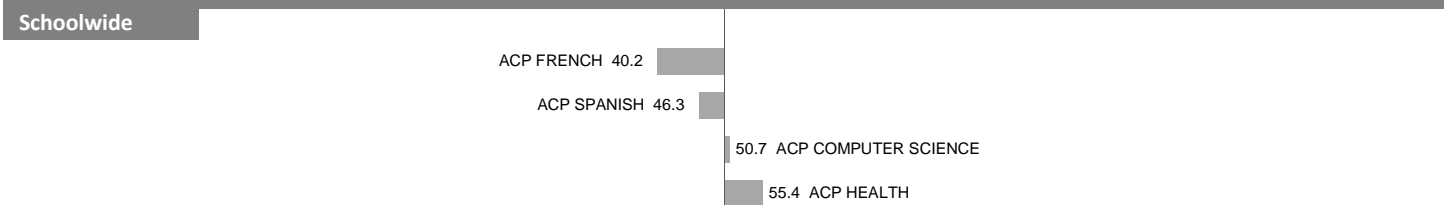
## STAAR



## Core ACP



## Other ACP



NOTES: "Overall SEI" has an average of 50 and standard deviation of 5; the range for an "average" overall SEI is 45 to 55. Component SEIs (e.g. "Grade 5 STAAR READING" or "PSAT WRITING") each have an average of 50 and standard deviation of 10; the range for an "average" component SEI is 40 to 60. Component SEIs are computed only if at least eight students are included.

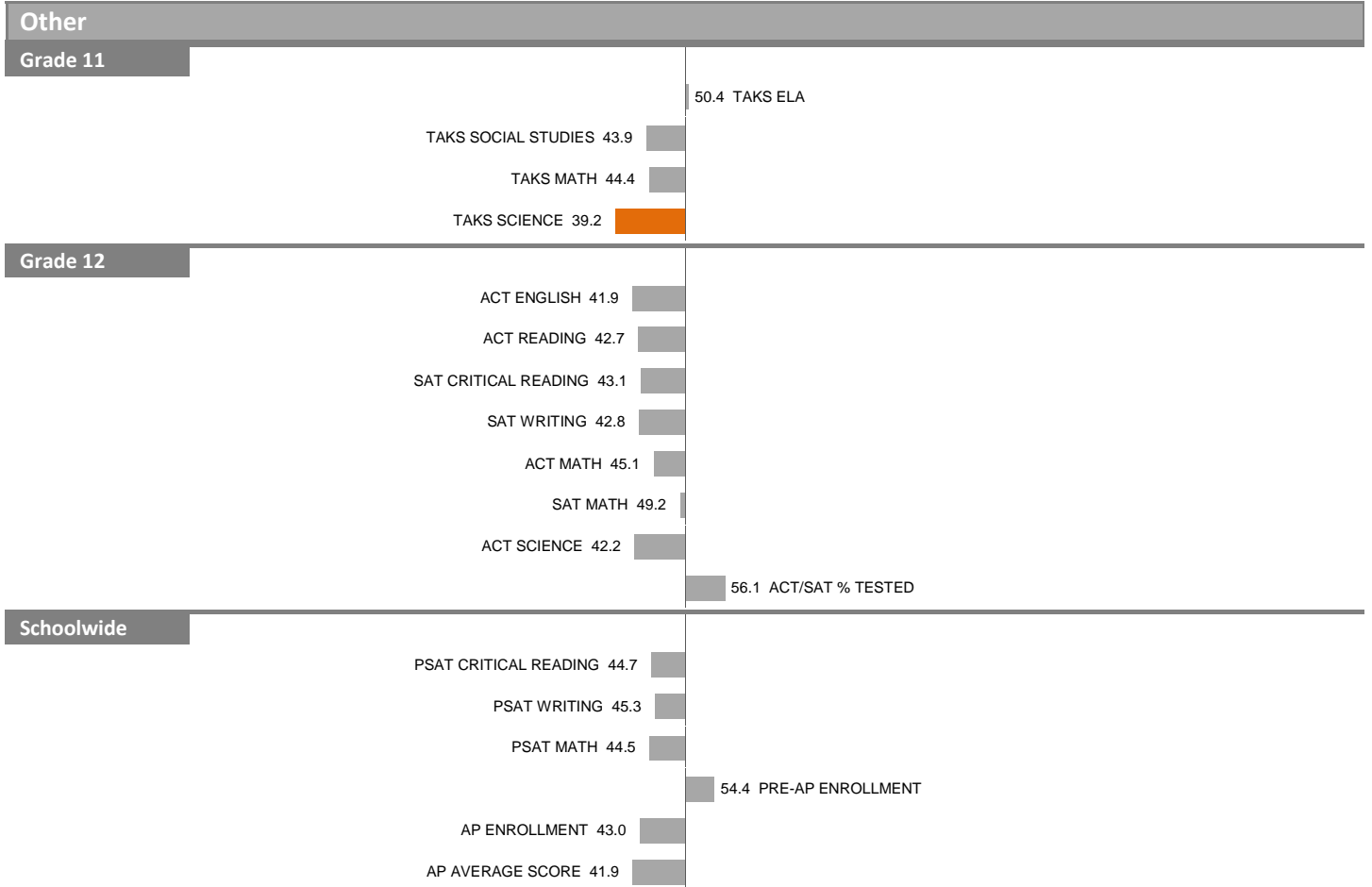
# 2012-13 School Effectiveness Index (SEI) Detail

5-MOISES E. MOLINA

2013-14 DIVISION 3

Overall SEI: 47.1

AEIS Rating: Met Standard



NOTES: "Overall SEI" has an average of 50 and standard deviation of 5; the range for an "average" overall SEI is 45 to 55. Component SEIs (e.g. "Grade 5 STAAR READING" or "PSAT WRITING") each have an average of 50 and standard deviation of 10; the range for an "average" component SEI is 40 to 60. Component SEIs are computed only if at least eight students are included.

# 2012-13 School Effectiveness Index (SEI) Detail

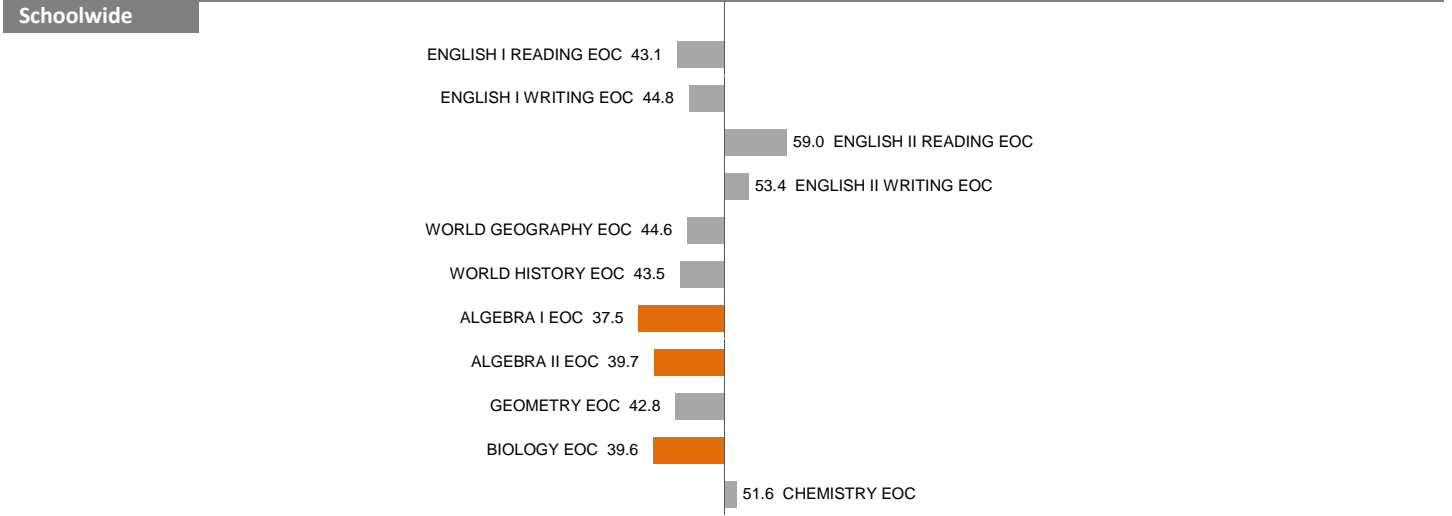
6-HILLCREST

2013-14 DIVISION 3

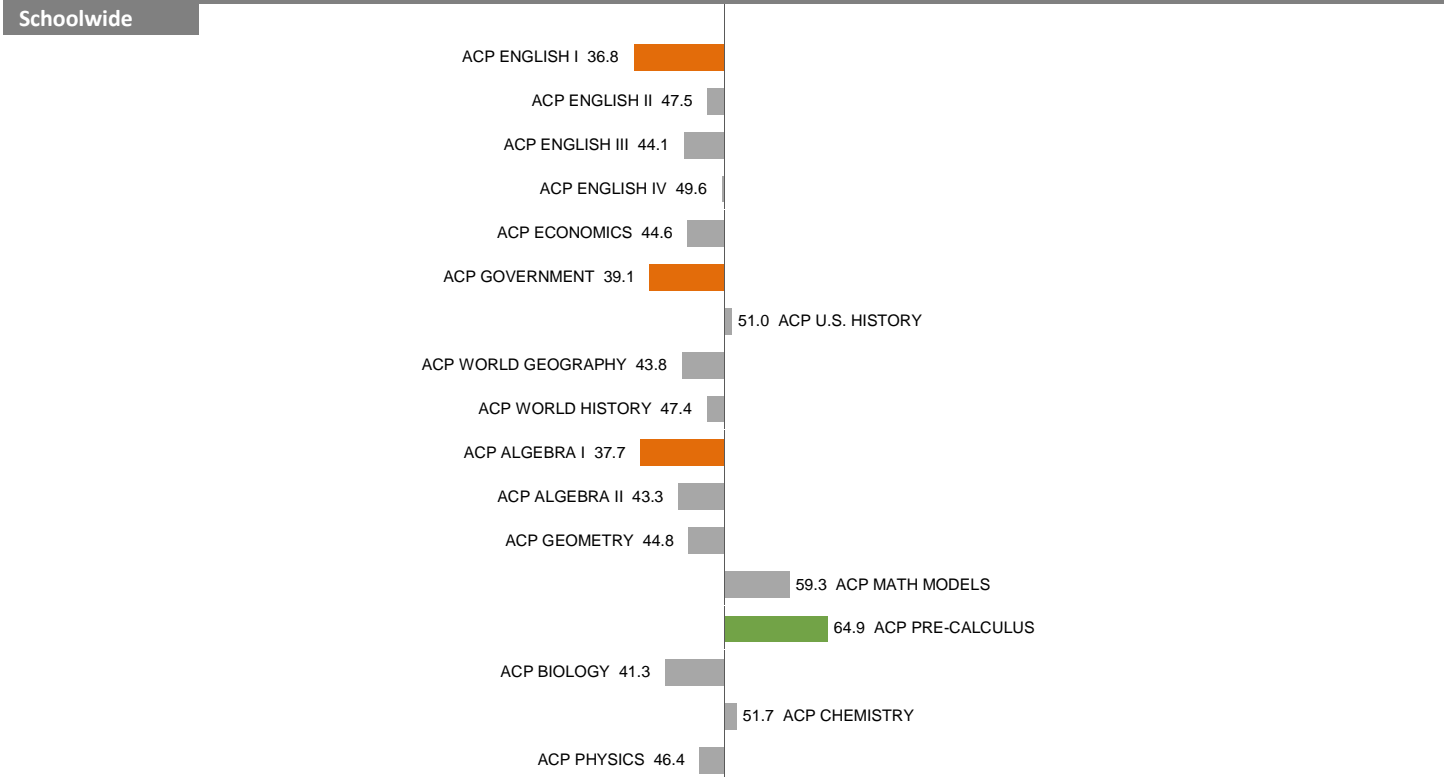
Overall SEI: 46.6

AEIS Rating: Met Standard

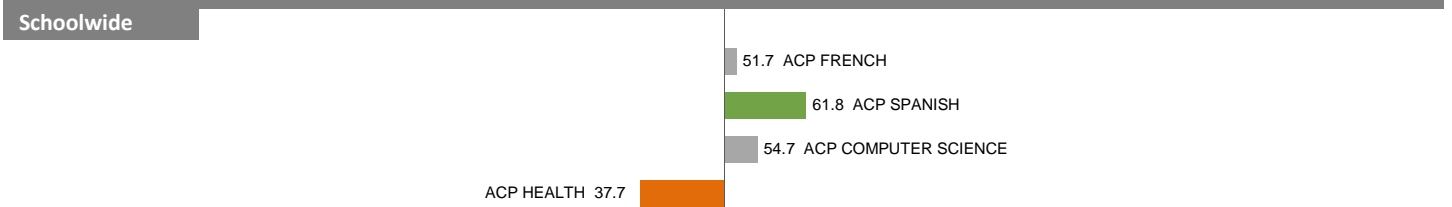
## STAAR



## Core ACP



## Other ACP



NOTES: "Overall SEI" has an average of 50 and standard deviation of 5; the range for an "average" overall SEI is 45 to 55. Component SEIs (e.g. "Grade 5 STAAR READING" or "PSAT WRITING") each have an average of 50 and standard deviation of 10; the range for an "average" component SEI is 40 to 60. Component SEIs are computed only if at least eight students are included.

# 2012-13 School Effectiveness Index (SEI) Detail

6-HILLCREST

2013-14 DIVISION 3

Overall SEI: 46.6

AEIS Rating: Met Standard



NOTES: "Overall SEI" has an average of 50 and standard deviation of 5; the range for an "average" overall SEI is 45 to 55. Component SEIs (e.g. "Grade 5 STAAR READING" or "PSAT WRITING") each have an average of 50 and standard deviation of 10; the range for an "average" component SEI is 40 to 60. Component SEIs are computed only if at least eight students are included.



# 2012-13 School Effectiveness Index (SEI) Detail

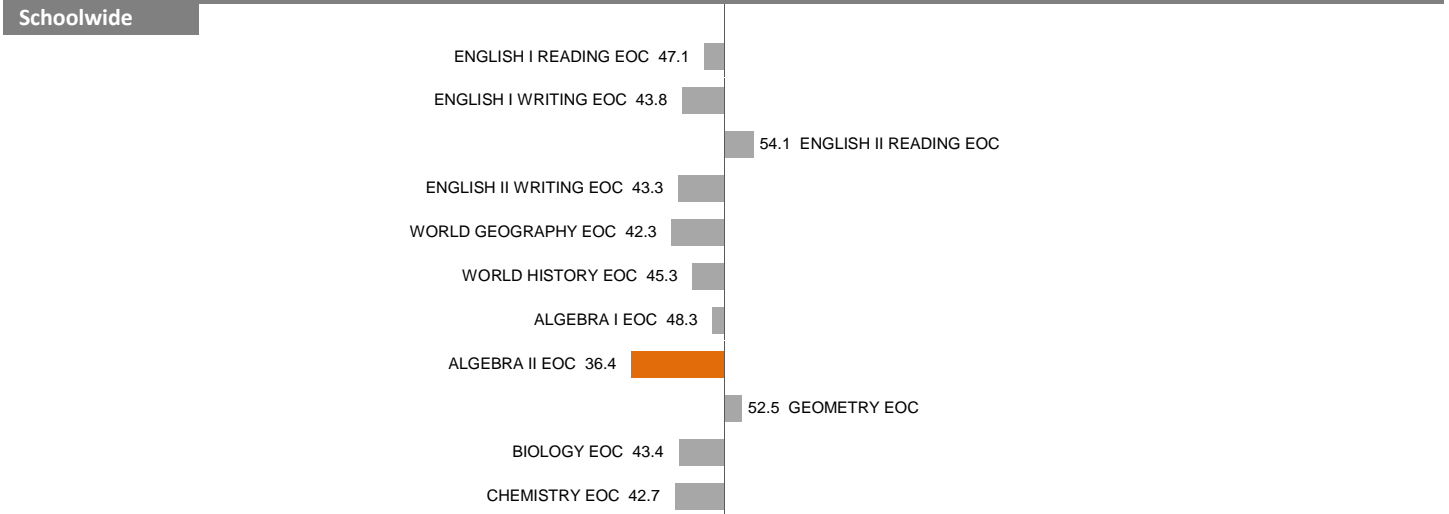
7-THOMAS JEFFERSON

2013-14 DIVISION 1

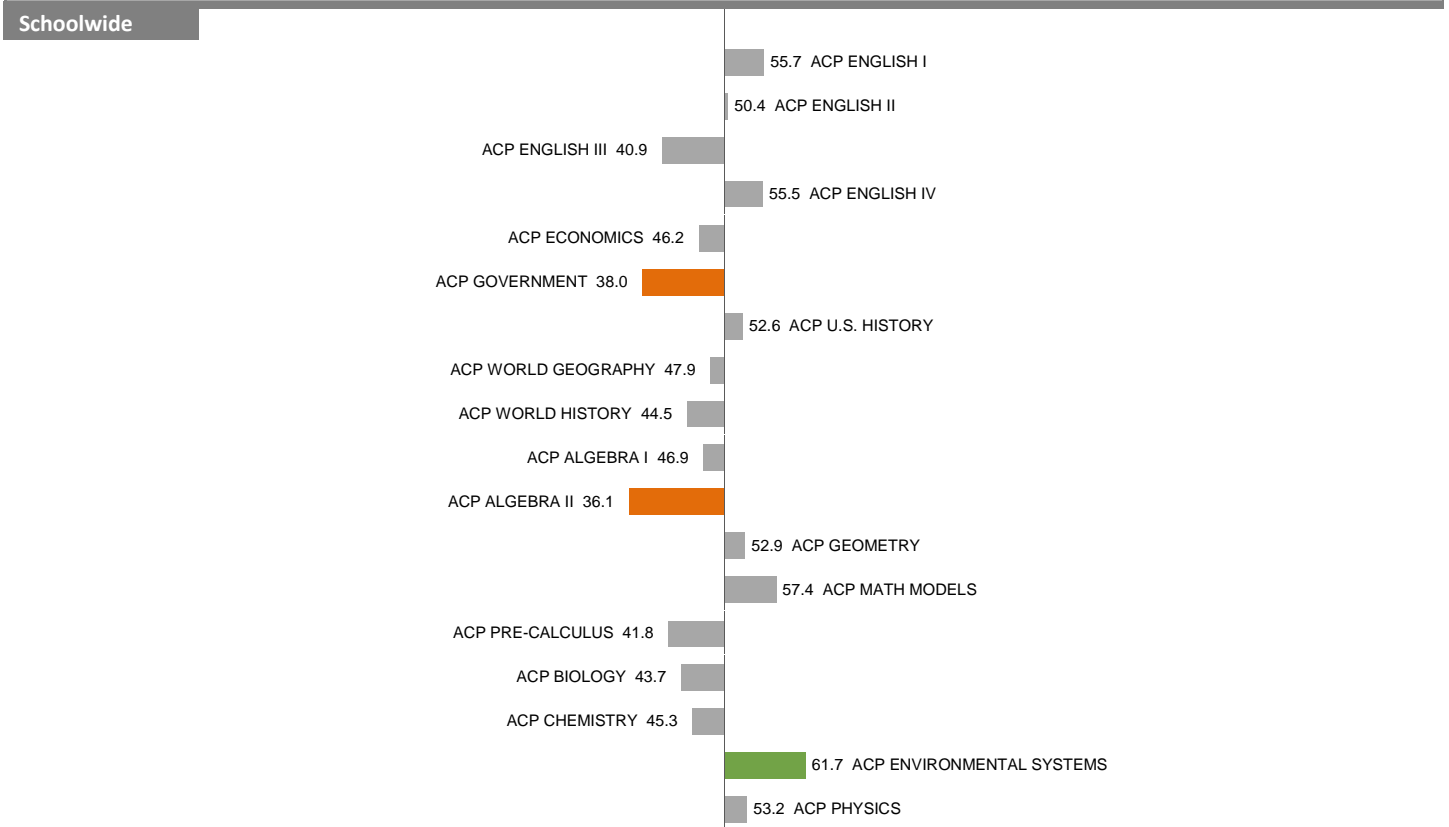
Overall SEI: 46.0

AEIS Rating: Met Standard

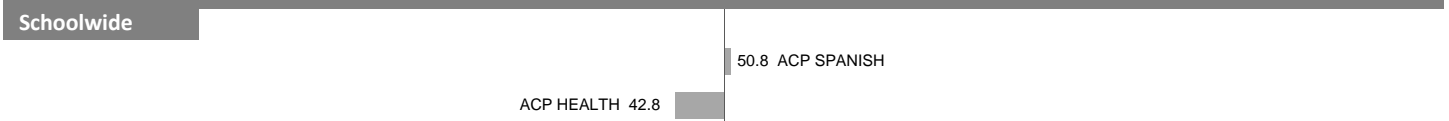
## STAAR



## Core ACP



## Other ACP



NOTES: "Overall SEI" has an average of 50 and standard deviation of 5; the range for an "average" overall SEI is 45 to 55. Component SEIs (e.g. "Grade 5 STAAR READING" or "PSAT WRITING") each have an average of 50 and standard deviation of 10; the range for an "average" component SEI is 40 to 60. Component SEIs are computed only if at least eight students are included.

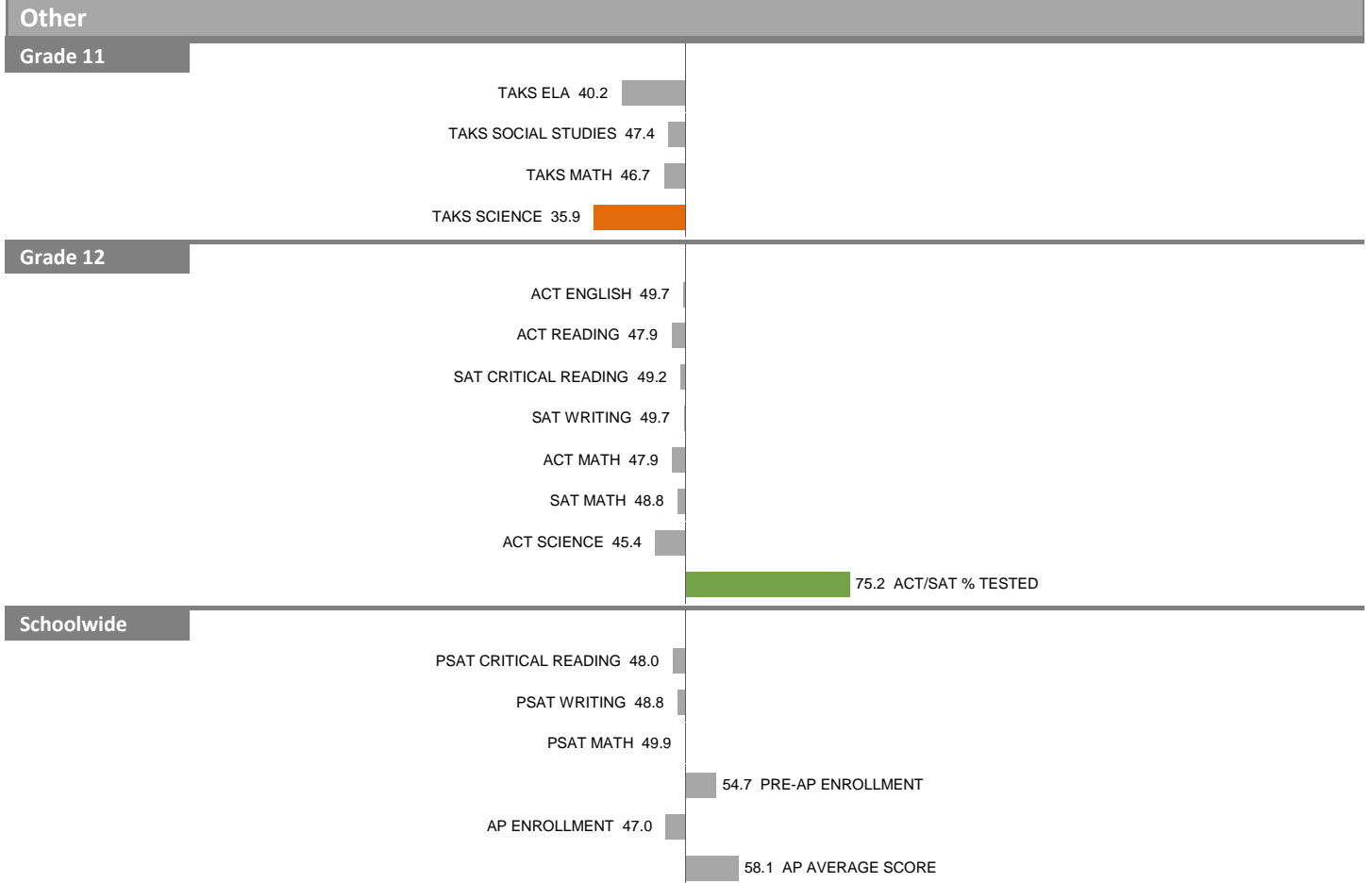
# 2012-13 School Effectiveness Index (SEI) Detail

7-THOMAS JEFFERSON

2013-14 DIVISION 1

Overall SEI: 46.0

AEIS Rating: Met Standard



NOTES: "Overall SEI" has an average of 50 and standard deviation of 5; the range for an "average" overall SEI is 45 to 55. Component SEIs (e.g. "Grade 5 STAAR READING" or "PSAT WRITING") each have an average of 50 and standard deviation of 10; the range for an "average" component SEI is 40 to 60. Component SEIs are computed only if at least eight students are included.

# 2012-13 School Effectiveness Index (SEI) Detail


8-JUSTIN F. KIMBALL

2013-14 DIVISION 1

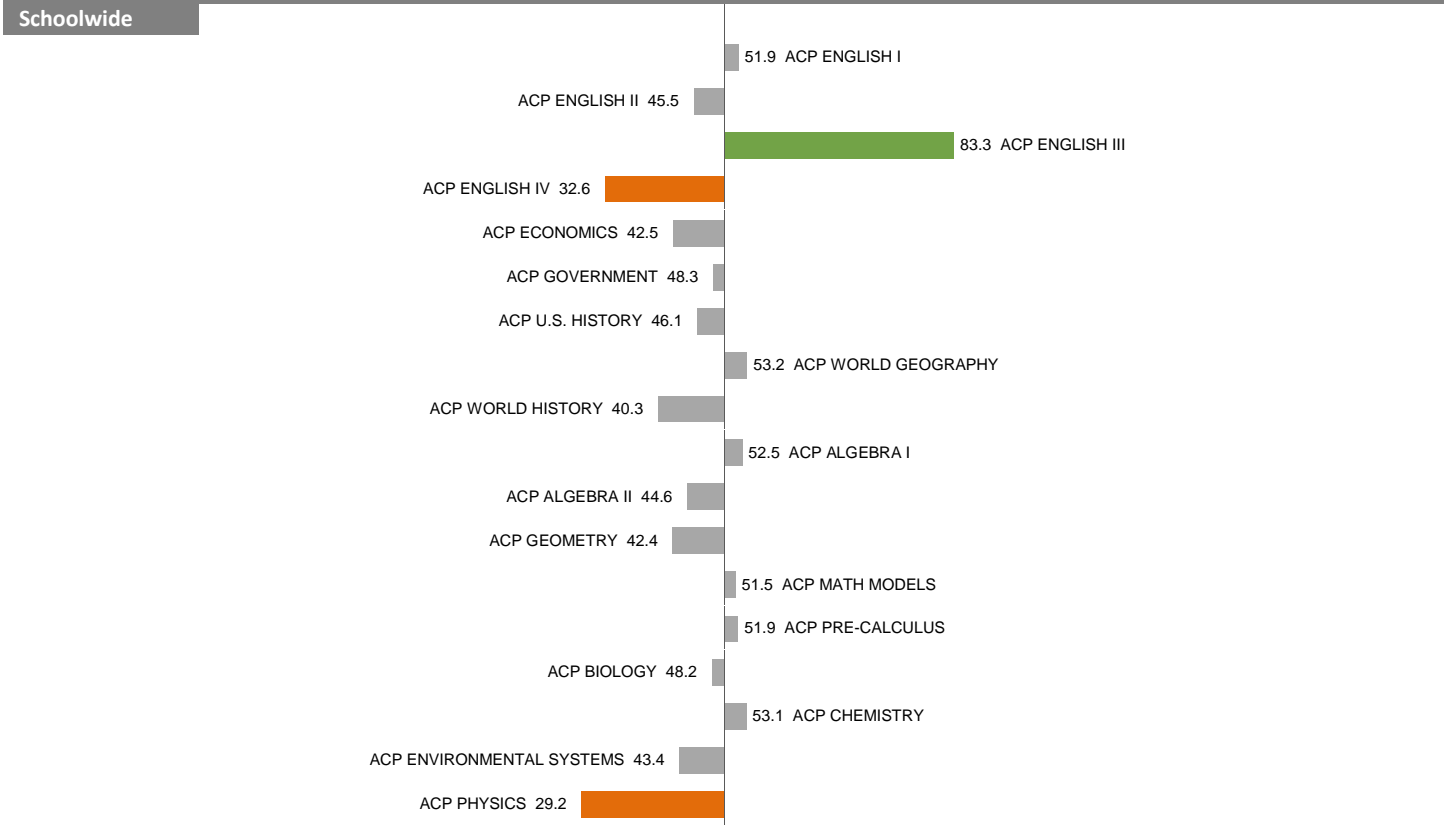
Overall SEI: 50.0

AEIS Rating: Met Standard

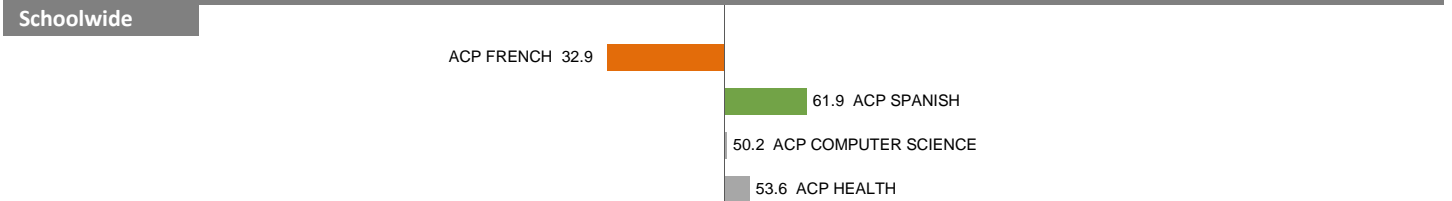
## STAAR



## Core ACP



## Other ACP



NOTES: "Overall SEI" has an average of 50 and standard deviation of 5; the range for an "average" overall SEI is 45 to 55. Component SEIs (e.g. "Grade 5 STAAR READING" or "PSAT WRITING") each have an average of 50 and standard deviation of 10; the range for an "average" component SEI is 40 to 60. Component SEIs are computed only if at least eight students are included.

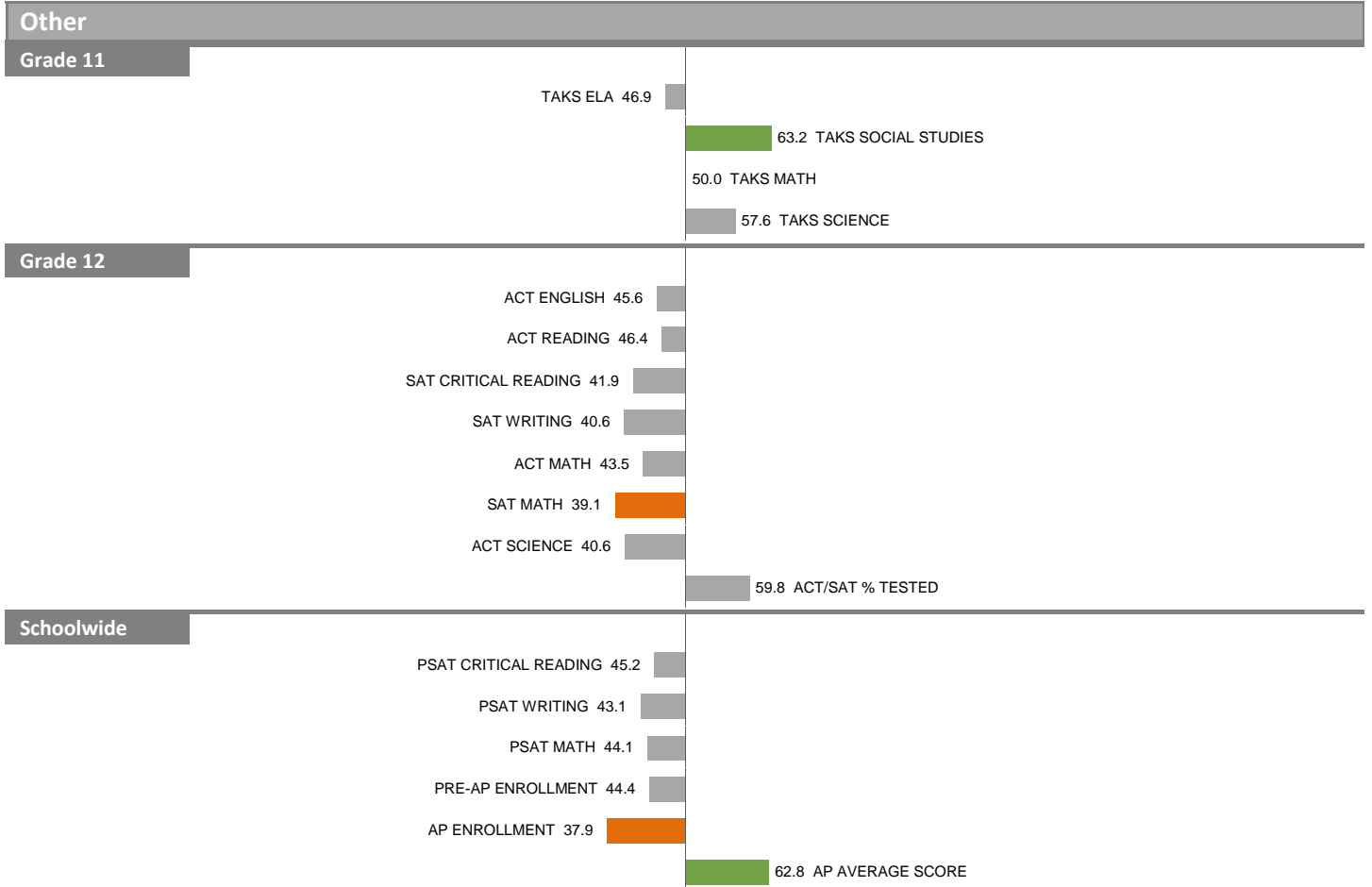
# 2012-13 School Effectiveness Index (SEI) Detail

8-JUSTIN F. KIMBALL

2013-14 DIVISION 1

Overall SEI: 50.0

AEIS Rating: Met Standard



NOTES: "Overall SEI" has an average of 50 and standard deviation of 5; the range for an "average" overall SEI is 45 to 55. Component SEIs (e.g. "Grade 5 STAAR READING" or "PSAT WRITING") each have an average of 50 and standard deviation of 10; the range for an "average" component SEI is 40 to 60. Component SEIs are computed only if at least eight students are included.

# 2012-13 School Effectiveness Index (SEI) Detail

9-LINCOLN

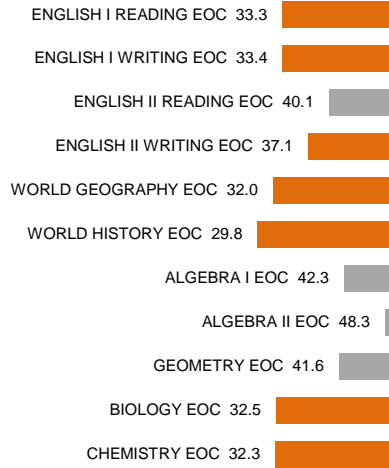
2013-14 DIVISION 5

Overall SEI: 39.0

AEIS Rating: Met Standard

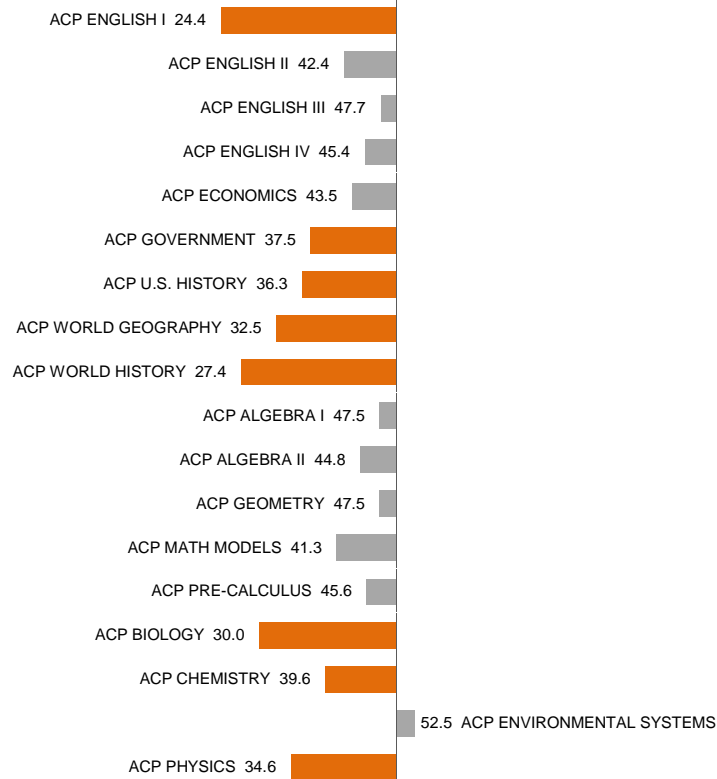
## STAAR

### Schoolwide



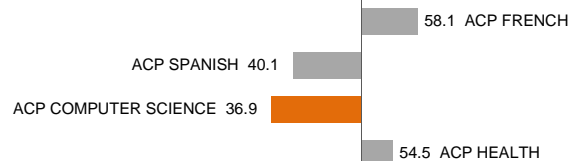
## Core ACP

### Schoolwide



## Other ACP

### Schoolwide



NOTES: "Overall SEI" has an average of 50 and standard deviation of 5; the range for an "average" overall SEI is 45 to 55. Component SEIs (e.g. "Grade 5 STAAR READING" or "PSAT WRITING") each have an average of 50 and standard deviation of 10; the range for an "average" component SEI is 40 to 60. Component SEIs are computed only if at least eight students are included.

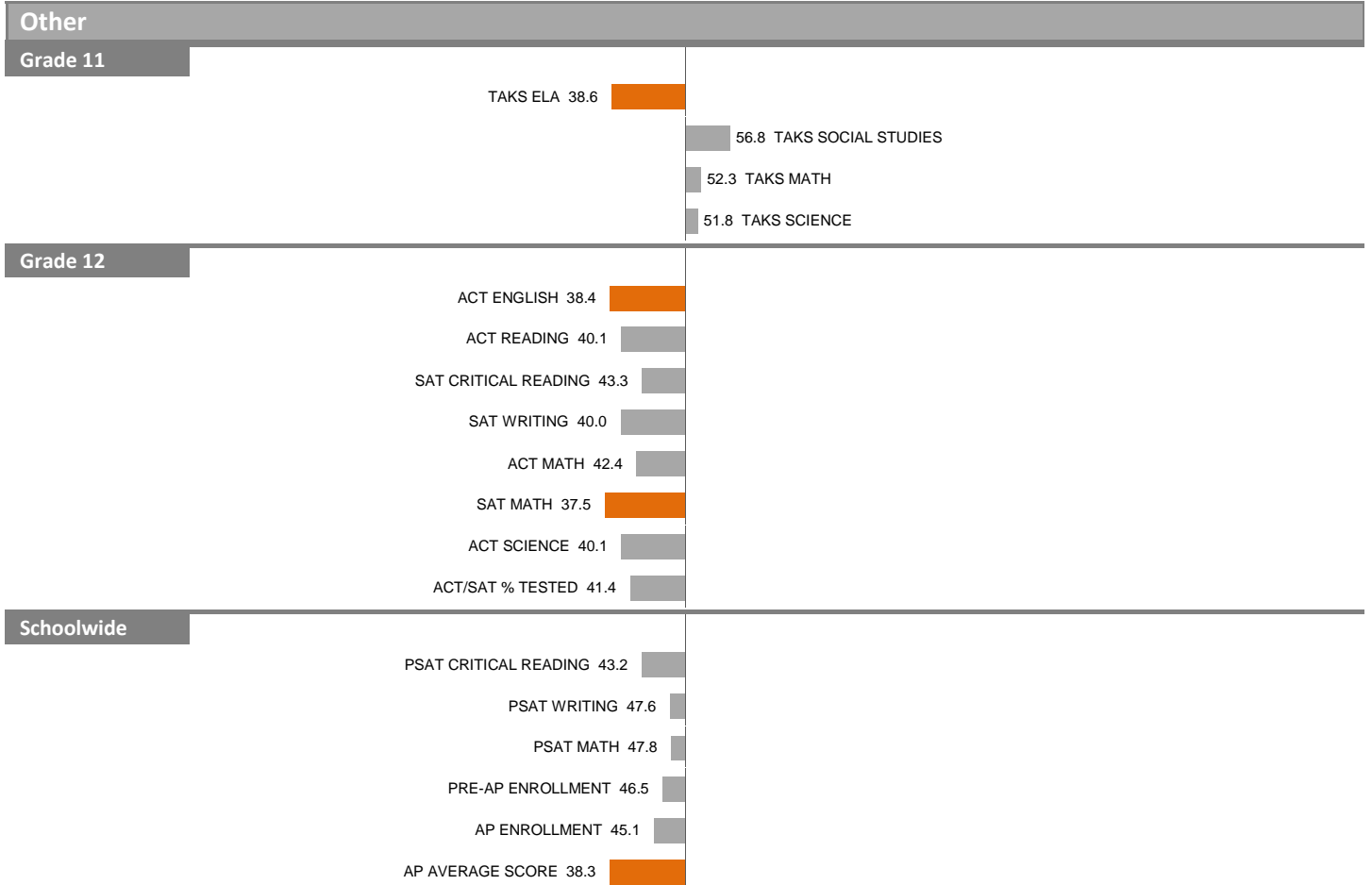
# 2012-13 School Effectiveness Index (SEI) Detail

9-LINCOLN

Overall SEI: 39.0

2013-14 DIVISION 5

AEIS Rating: Met Standard



NOTES: "Overall SEI" has an average of 50 and standard deviation of 5; the range for an "average" overall SEI is 45 to 55. Component SEIs (e.g. "Grade 5 STAAR READING" or "PSAT WRITING") each have an average of 50 and standard deviation of 10; the range for an "average" component SEI is 40 to 60. Component SEIs are computed only if at least eight students are included.


# 2012-13 School Effectiveness Index (SEI) Detail

12-L.G. PINKSTON  
2013-14 DIVISION 3

Overall SEI: 40.7  
AEIS Rating: Improvement Required

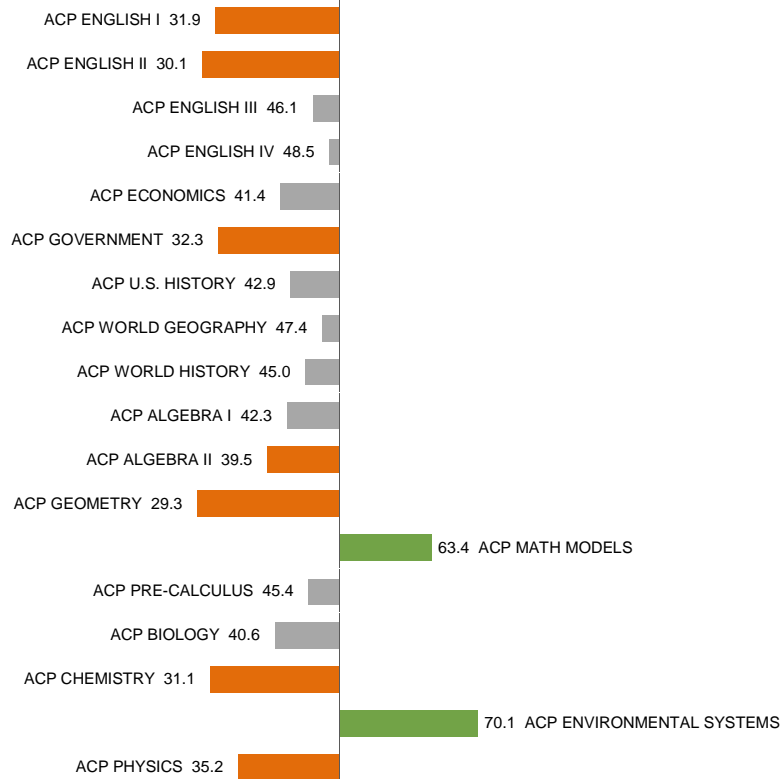
## STAAR

### Schoolwide



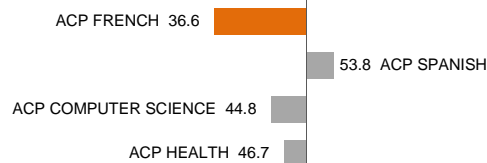
## Core ACP

### Schoolwide



## Other ACP

### Schoolwide

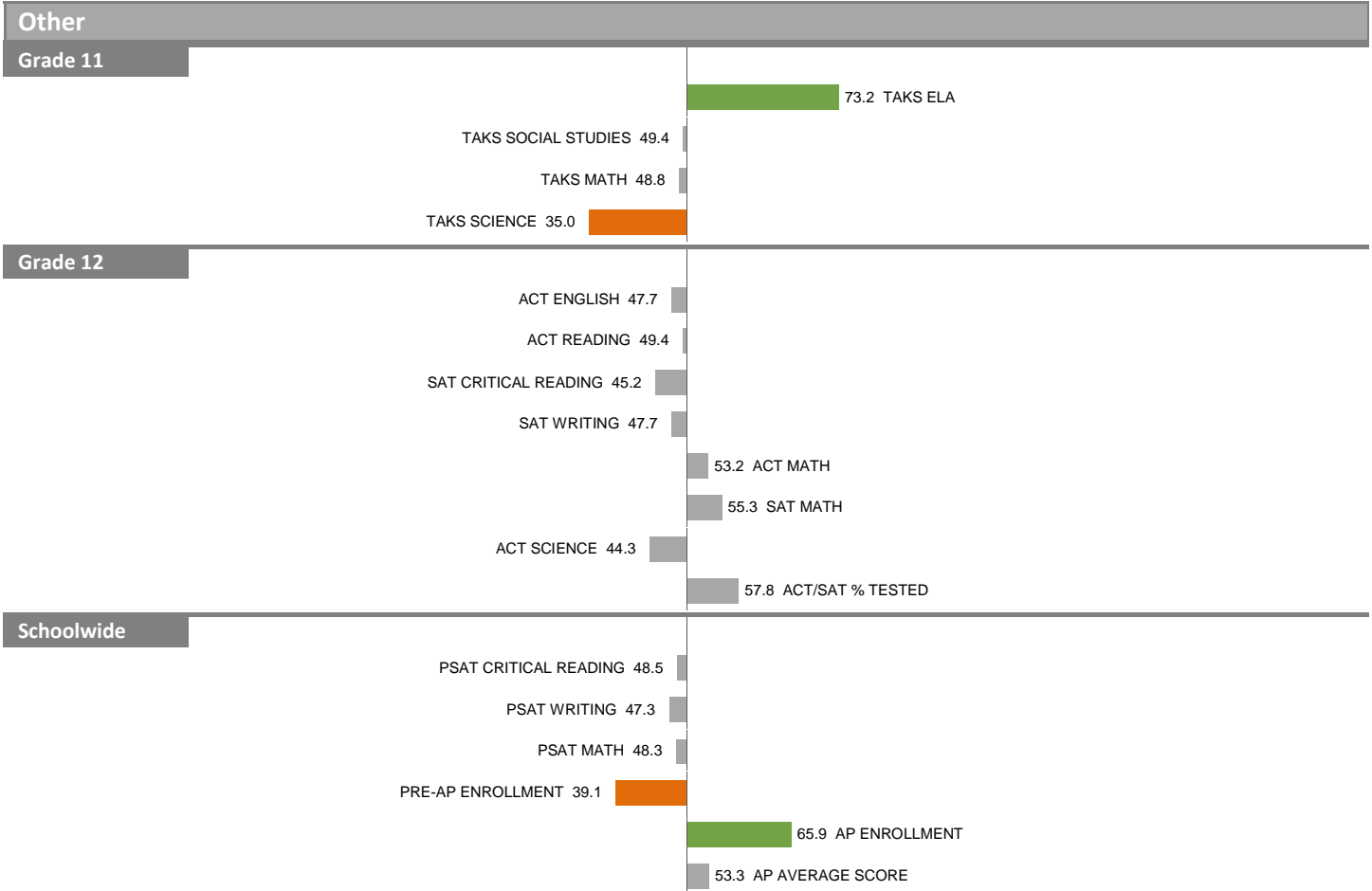


NOTES: "Overall SEI" has an average of 50 and standard deviation of 5; the range for an "average" overall SEI is 45 to 55. Component SEIs (e.g. "Grade 5 STAAR READING" or "PSAT WRITING") each have an average of 50 and standard deviation of 10; the range for an "average" component SEI is 40 to 60. Component SEIs are computed only if at least eight students are included.

# 2012-13 School Effectiveness Index (SEI) Detail

12-L.G. PINKSTON  
2013-14 DIVISION 3

Overall SEI: 40.7  
AEIS Rating: Improvement Required



NOTES: "Overall SEI" has an average of 50 and standard deviation of 5; the range for an "average" overall SEI is 45 to 55. Component SEIs (e.g. "Grade 5 STAAR READING" or "PSAT WRITING") each have an average of 50 and standard deviation of 10; the range for an "average" component SEI is 40 to 60. Component SEIs are computed only if at least eight students are included.



# 2012-13 School Effectiveness Index (SEI) Detail

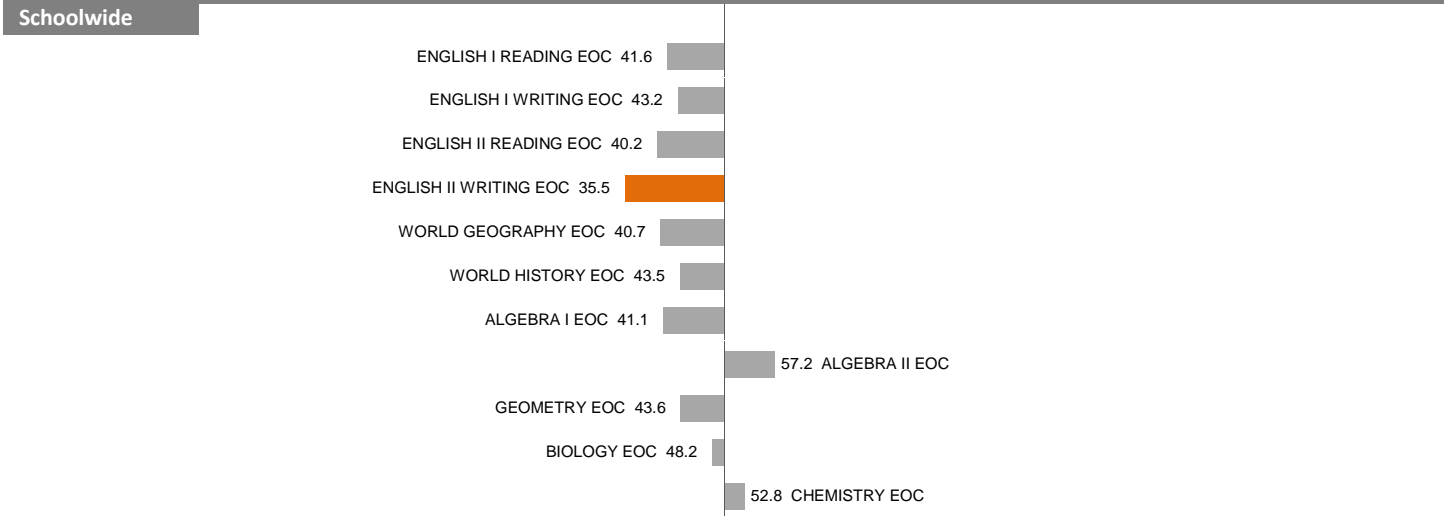
13-FRANKLIN D. ROOSEVELT

Overall SEI: 44.9

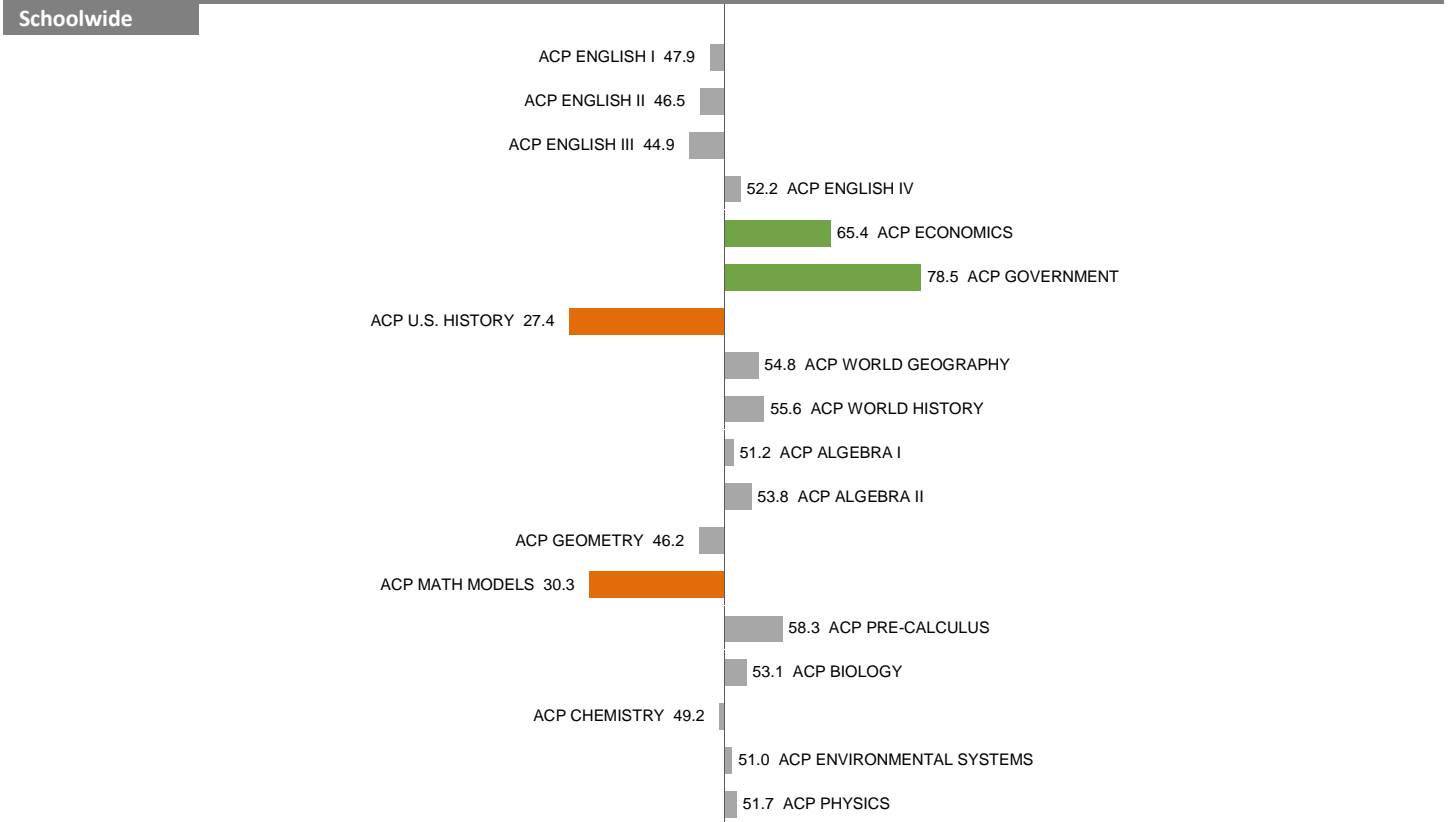
2013-14 DIVISION 2

AEIS Rating: Improvement Required

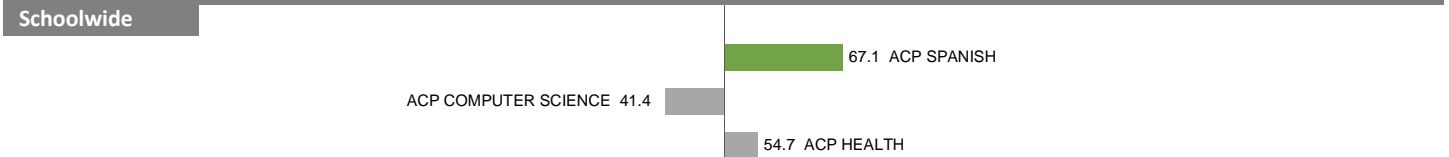
## STAAR



## Core ACP



## Other ACP



NOTES: "Overall SEI" has an average of 50 and standard deviation of 5; the range for an "average" overall SEI is 45 to 55. Component SEIs (e.g. "Grade 5 STAAR READING" or "PSAT WRITING") each have an average of 50 and standard deviation of 10; the range for an "average" component SEI is 40 to 60. Component SEIs are computed only if at least eight students are included.

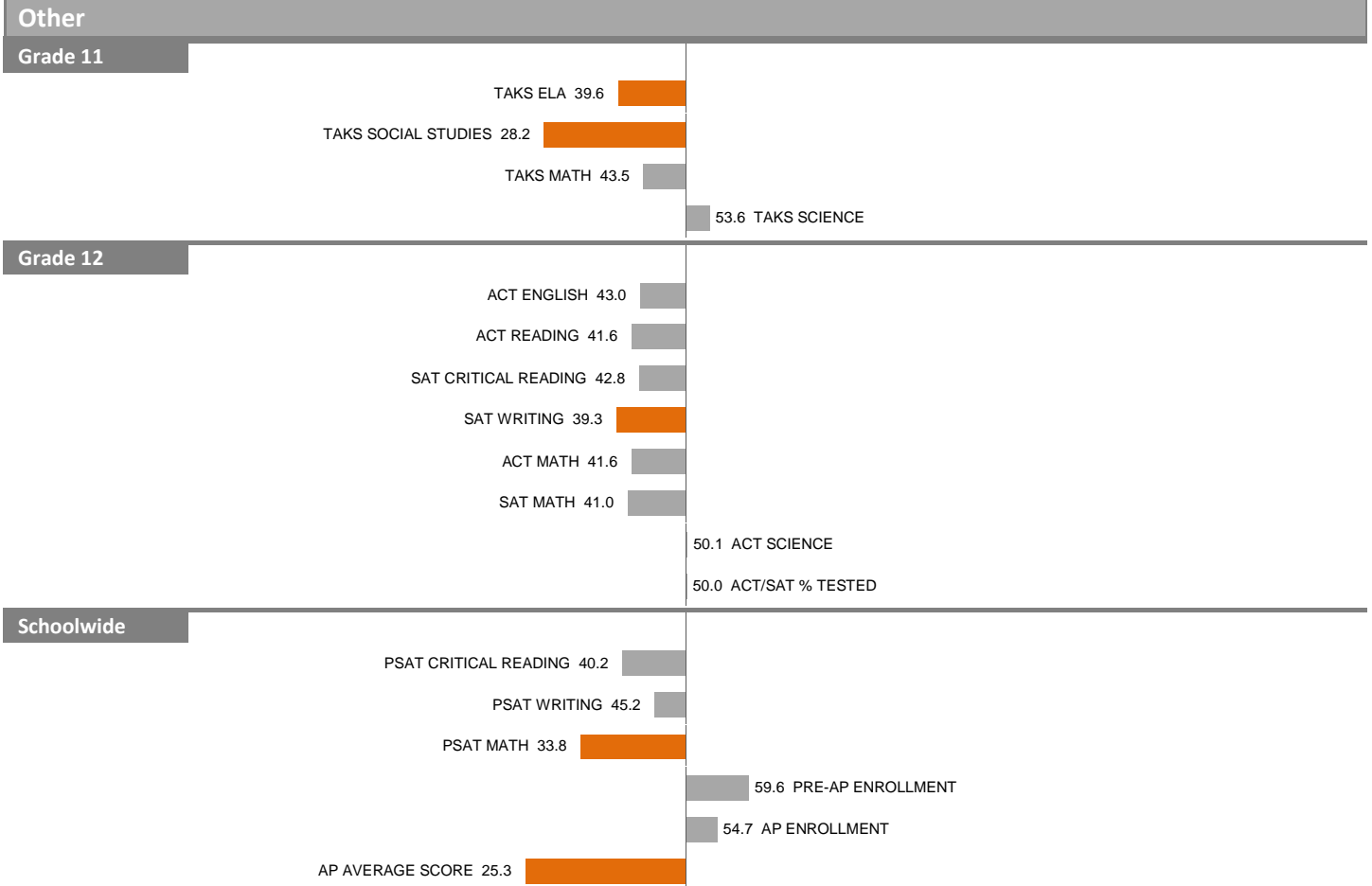
# 2012-13 School Effectiveness Index (SEI) Detail

13-FRANKLIN D. ROOSEVELT

Overall SEI: 44.9

2013-14 DIVISION 2

AEIS Rating: Improvement Required



NOTES: "Overall SEI" has an average of 50 and standard deviation of 5; the range for an "average" overall SEI is 45 to 55. Component SEIs (e.g. "Grade 5 STAAR READING" or "PSAT WRITING") each have an average of 50 and standard deviation of 10; the range for an "average" component SEI is 40 to 60. Component SEIs are computed only if at least eight students are included.

# 2012-13 School Effectiveness Index (SEI) Detail

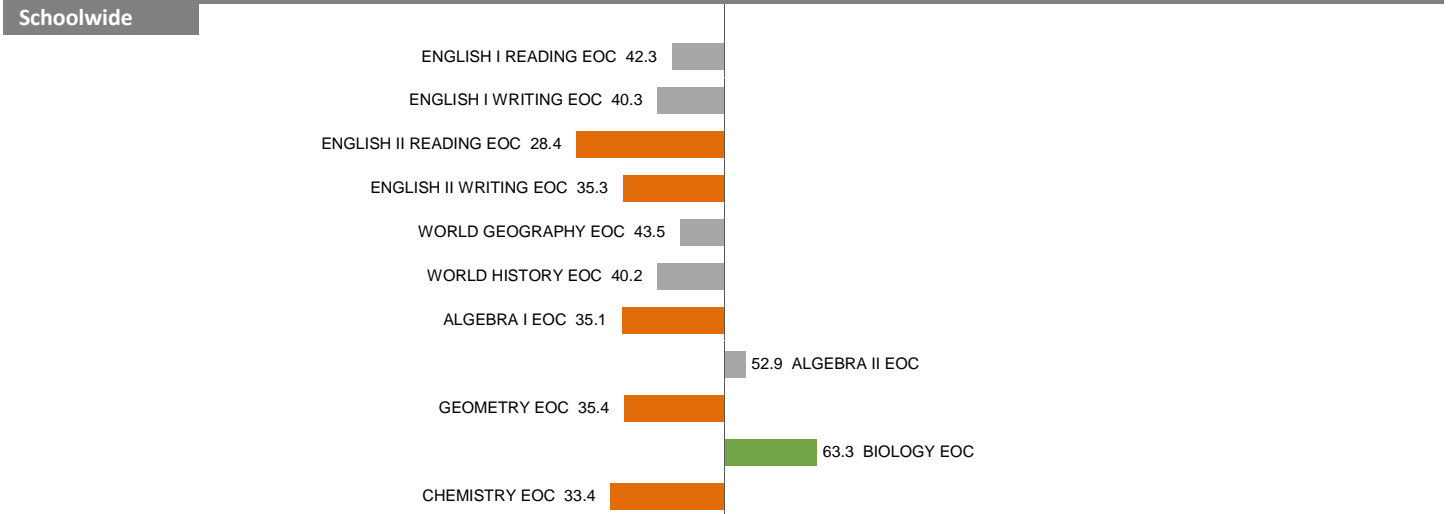
14-W.W. SAMUELL

Overall SEI: 40.9

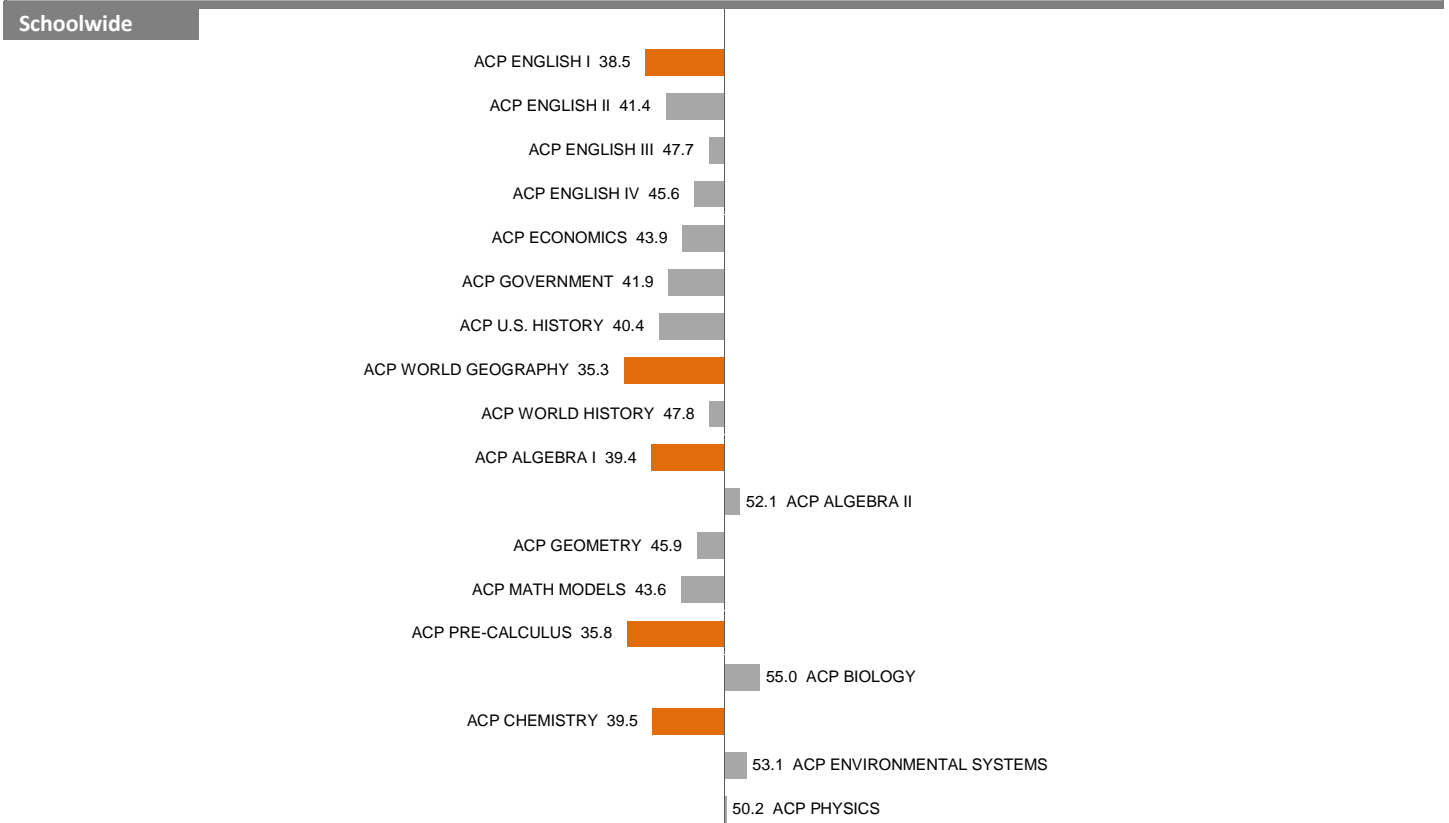
2013-14 DIVISION 2

AEIS Rating: Improvement Required


## STAAR



## Core ACP



## Other ACP



NOTES: "Overall SEI" has an average of 50 and standard deviation of 5; the range for an "average" overall SEI is 45 to 55. Component SEIs (e.g. "Grade 5 STAAR READING" or "PSAT WRITING") each have an average of 50 and standard deviation of 10; the range for an "average" component SEI is 40 to 60. Component SEIs are computed only if at least eight students are included.

# 2012-13 School Effectiveness Index (SEI) Detail

14-W.W. SAMUELL

Overall SEI: 40.9

2013-14 DIVISION 2

AEIS Rating: Improvement Required



NOTES: "Overall SEI" has an average of 50 and standard deviation of 5; the range for an "average" overall SEI is 45 to 55. Component SEIs (e.g. "Grade 5 STAAR READING" or "PSAT WRITING") each have an average of 50 and standard deviation of 10; the range for an "average" component SEI is 40 to 60. Component SEIs are computed only if at least eight students are included.

# 2012-13 School Effectiveness Index (SEI) Detail

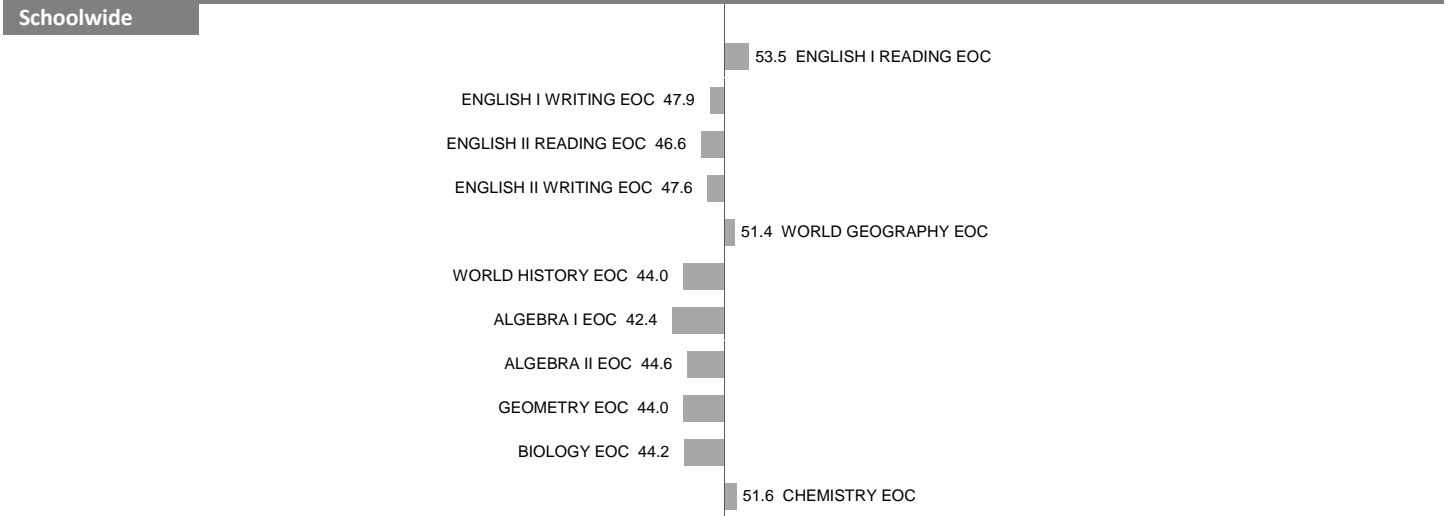
15-SEAGOVILLE HIGH SCHOOL

Overall SEI: 47.5

2013-14 DIVISION 5

AEIS Rating: Met Standard

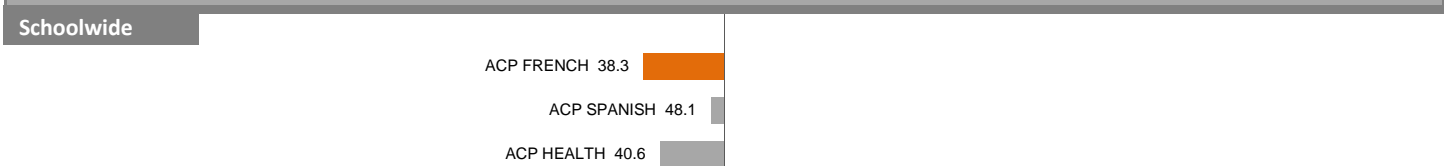
## STAAR



## Core ACP



## Other ACP



NOTES: "Overall SEI" has an average of 50 and standard deviation of 5; the range for an "average" overall SEI is 45 to 55. Component SEIs (e.g. "Grade 5 STAAR READING" or "PSAT WRITING") each have an average of 50 and standard deviation of 10; the range for an "average" component SEI is 40 to 60. Component SEIs are computed only if at least eight students are included.

## 2012-13 School Effectiveness Index (SEI) Detail

15-SEAGOVILLE HIGH SCHOOL

Overall SEI: 47.5

2013-14 DIVISION 5

AEIS Rating: Met Standard



NOTES: "Overall SEI" has an average of 50 and standard deviation of 5; the range for an "average" overall SEI is 45 to 55. Component SEIs (e.g. "Grade 5 STAAR READING" or "PSAT WRITING") each have an average of 50 and standard deviation of 10; the range for an "average" component SEI is 40 to 60. Component SEIs are computed only if at least eight students are included.

# 2012-13 School Effectiveness Index (SEI) Detail


16-SOUTH OAK CLIFF

2013-14 DIVISION 4

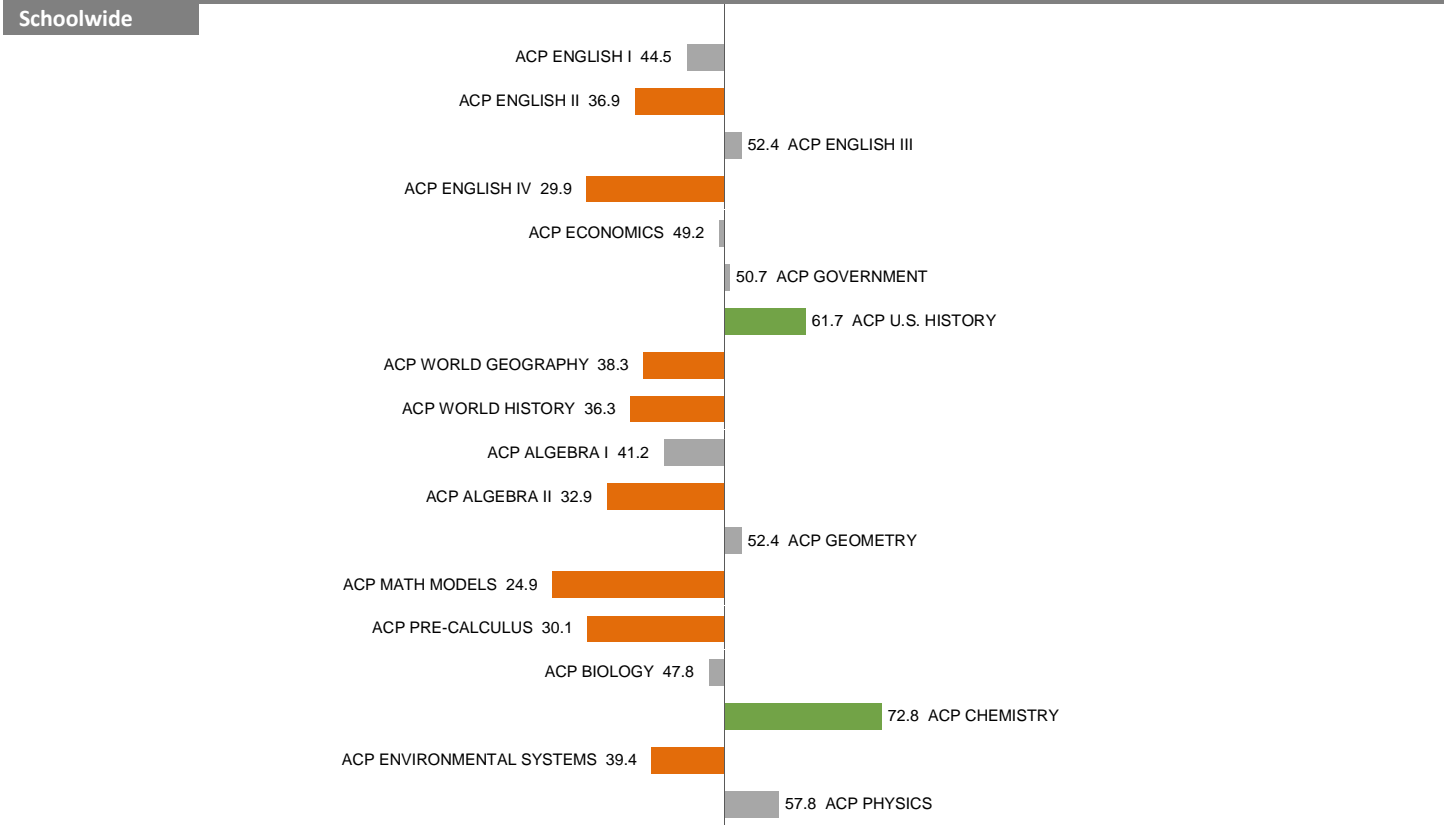
Overall SEI: 39.3

AEIS Rating: Met Standard

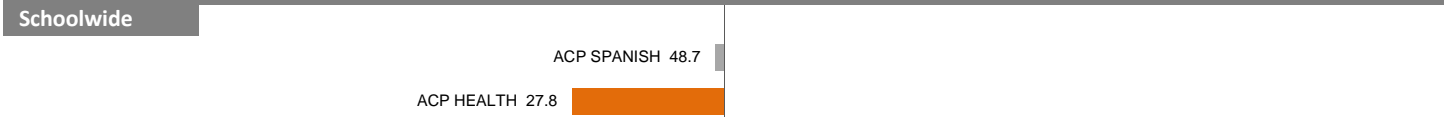
## STAAR



## Core ACP



## Other ACP



NOTES: "Overall SEI" has an average of 50 and standard deviation of 5; the range for an "average" overall SEI is 45 to 55. Component SEIs (e.g. "Grade 5 STAAR READING" or "PSAT WRITING") each have an average of 50 and standard deviation of 10; the range for an "average" component SEI is 40 to 60. Component SEIs are computed only if at least eight students are included.

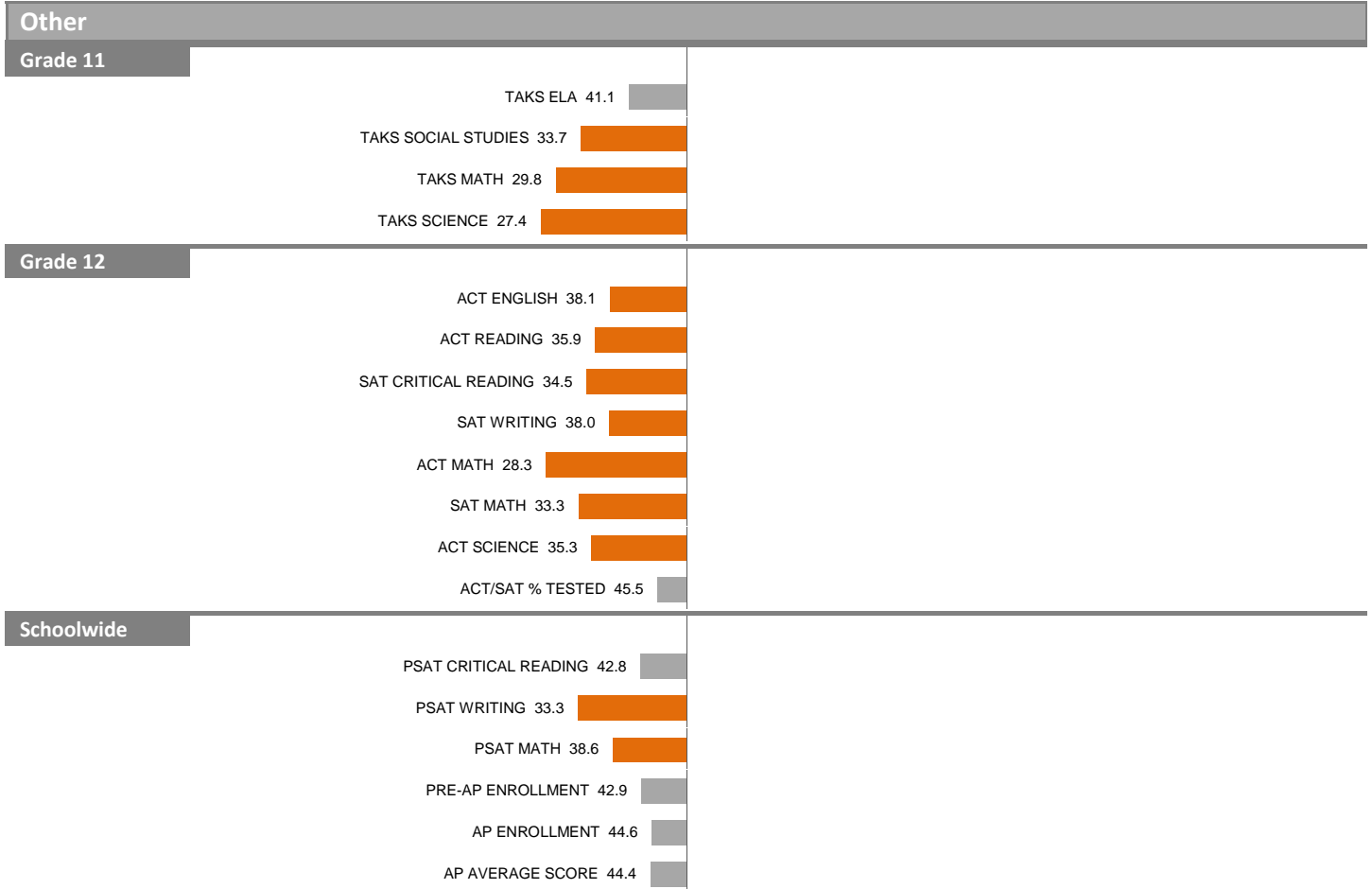
# 2012-13 School Effectiveness Index (SEI) Detail

16-SOUTH OAK CLIFF

2013-14 DIVISION 4

Overall SEI: 39.3

AEIS Rating: Met Standard



NOTES: "Overall SEI" has an average of 50 and standard deviation of 5; the range for an "average" overall SEI is 45 to 55. Component SEIs (e.g. "Grade 5 STAAR READING" or "PSAT WRITING") each have an average of 50 and standard deviation of 10; the range for an "average" component SEI is 40 to 60. Component SEIs are computed only if at least eight students are included.



# 2012-13 School Effectiveness Index (SEI) Detail

17-H. GRADY SPRUCE

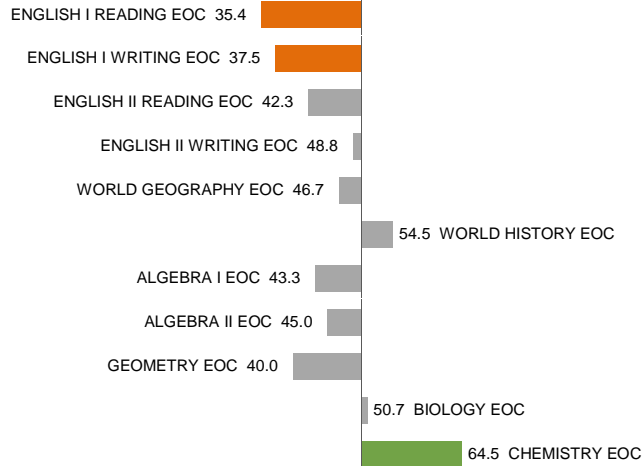
2013-14 DIVISION 5

Overall SEI: 47.0

AEIS Rating: Met Standard

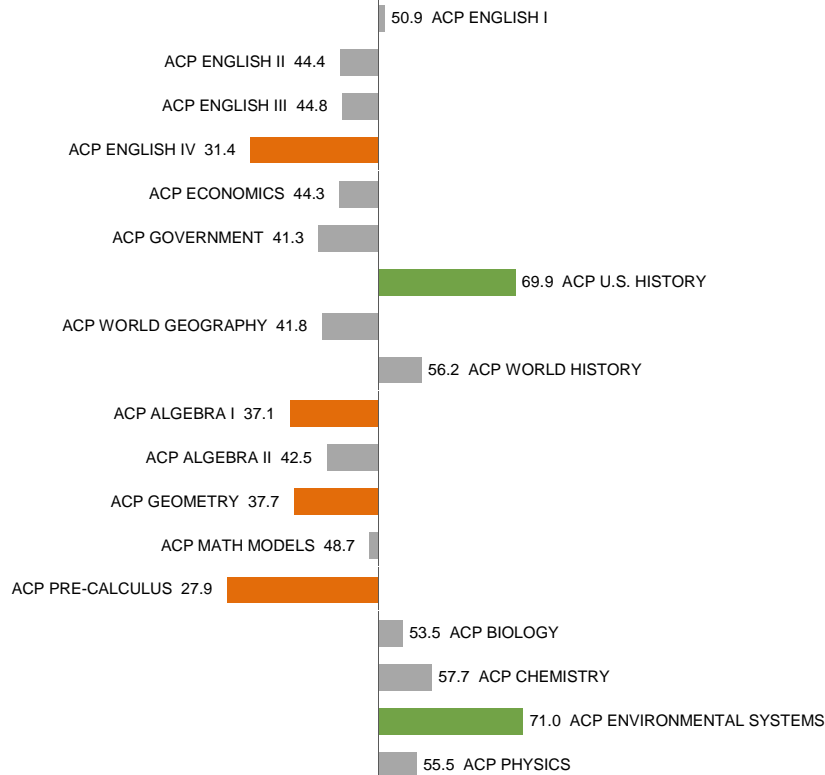
## STAAR

Schoolwide



## Core ACP

Schoolwide



## Other ACP

Schoolwide



NOTES: "Overall SEI" has an average of 50 and standard deviation of 5; the range for an "average" overall SEI is 45 to 55. Component SEIs (e.g. "Grade 5 STAAR READING" or "PSAT WRITING") each have an average of 50 and standard deviation of 10; the range for an "average" component SEI is 40 to 60. Component SEIs are computed only if at least eight students are included.

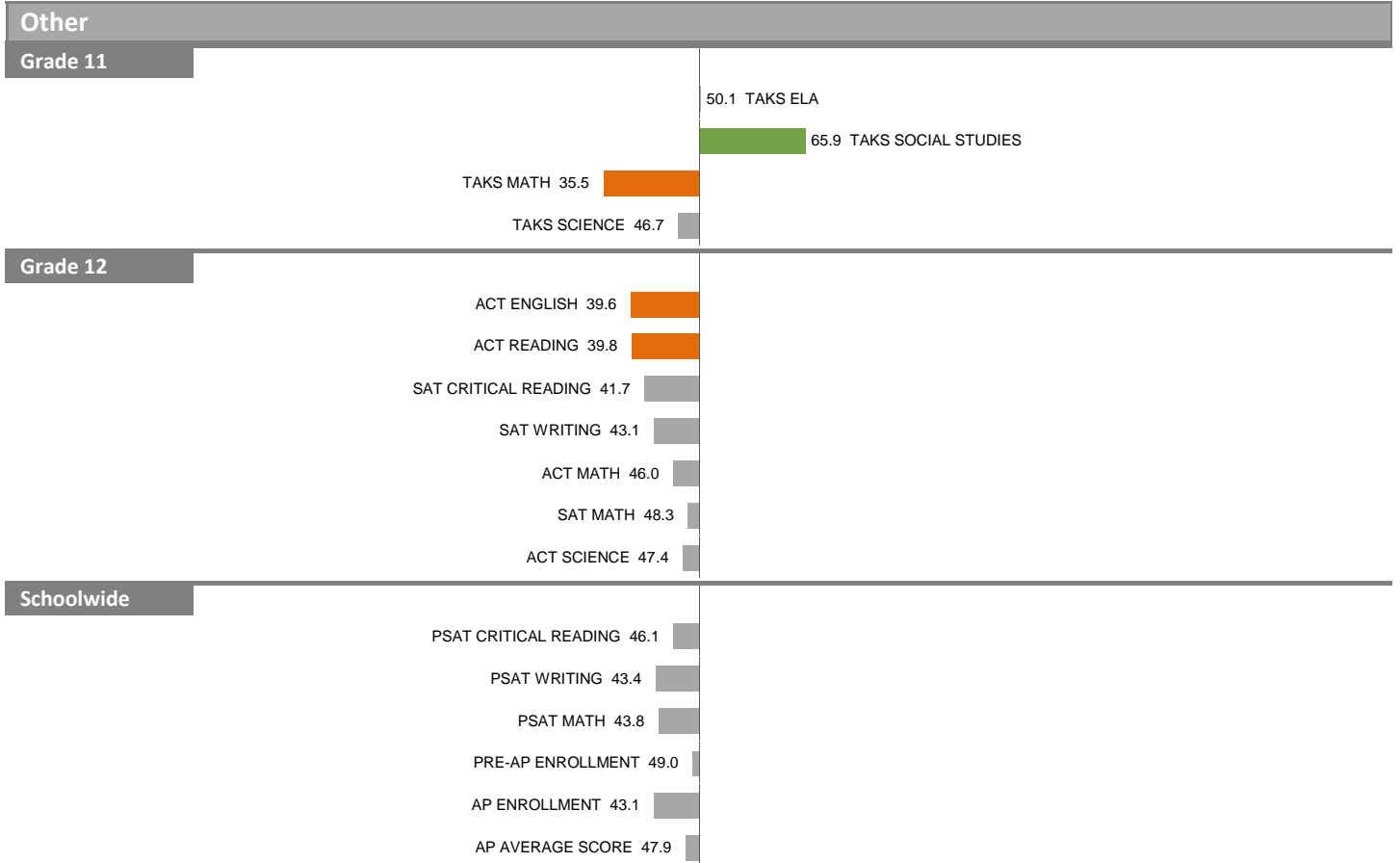
## 2012-13 School Effectiveness Index (SEI) Detail

17-H. GRADY SPRUCE

2013-14 DIVISION 5

**Overall SEI: 47.0**

AEIS Rating: Met Standard



NOTES: "Overall SEI" has an average of 50 and standard deviation of 5; the range for an "average" overall SEI is 45 to 55. Component SEIs (e.g. "Grade 5 STAAR READING" or "PSAT WRITING") each have an average of 50 and standard deviation of 10; the range for an "average" component SEI is 40 to 60. Component SEIs are computed only if at least eight students are included.

# 2012-13 School Effectiveness Index (SEI) Detail


18-SUNSET

Overall SEI: 49.0

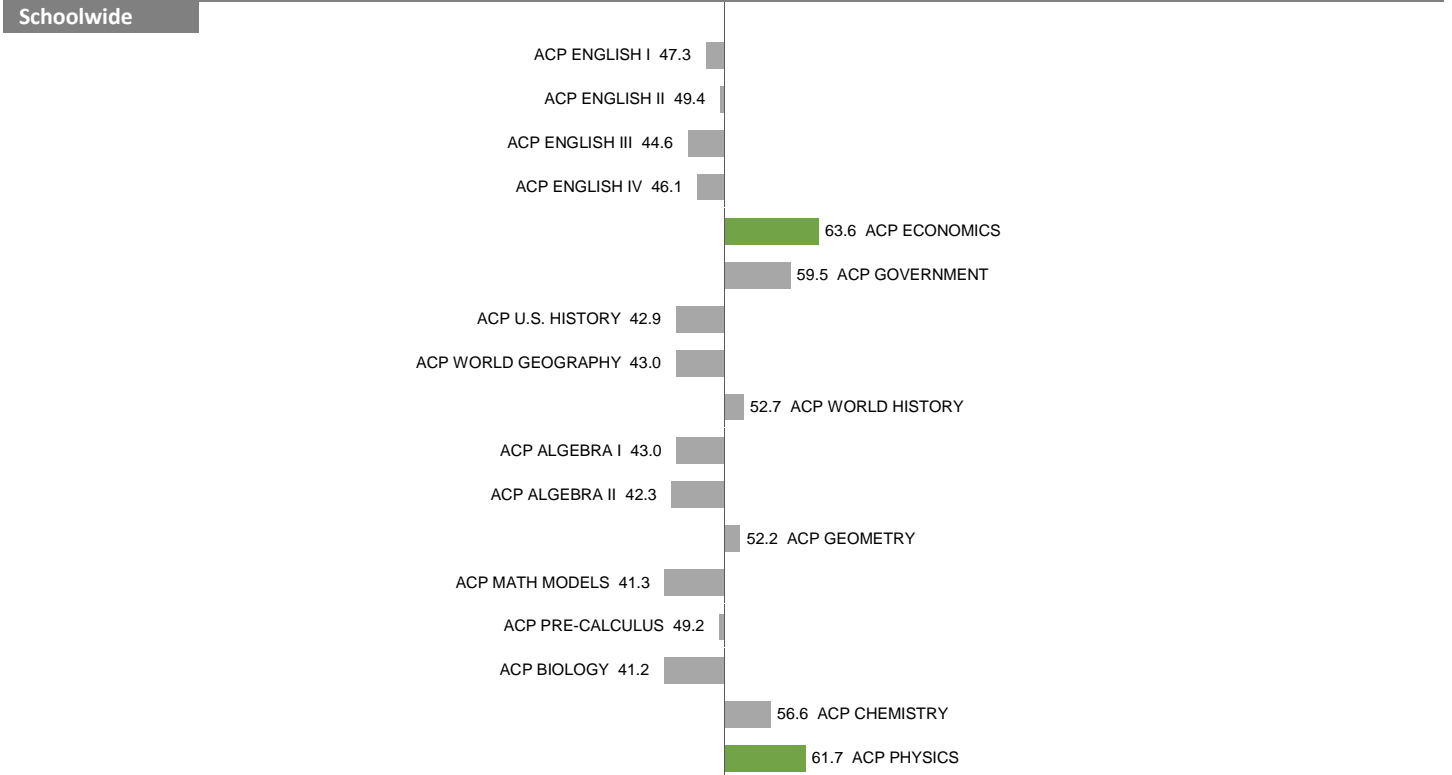
2013-14 DIVISION 1

AEIS Rating: Met Standard

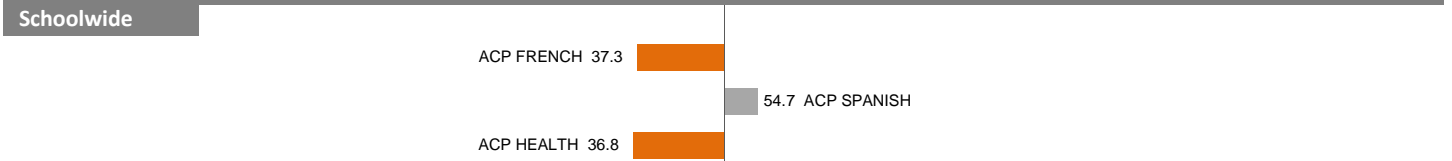
## STAAR



## Core ACP



## Other ACP



NOTES: "Overall SEI" has an average of 50 and standard deviation of 5; the range for an "average" overall SEI is 45 to 55. Component SEIs (e.g. "Grade 5 STAAR READING" or "PSAT WRITING") each have an average of 50 and standard deviation of 10; the range for an "average" component SEI is 40 to 60. Component SEIs are computed only if at least eight students are included.

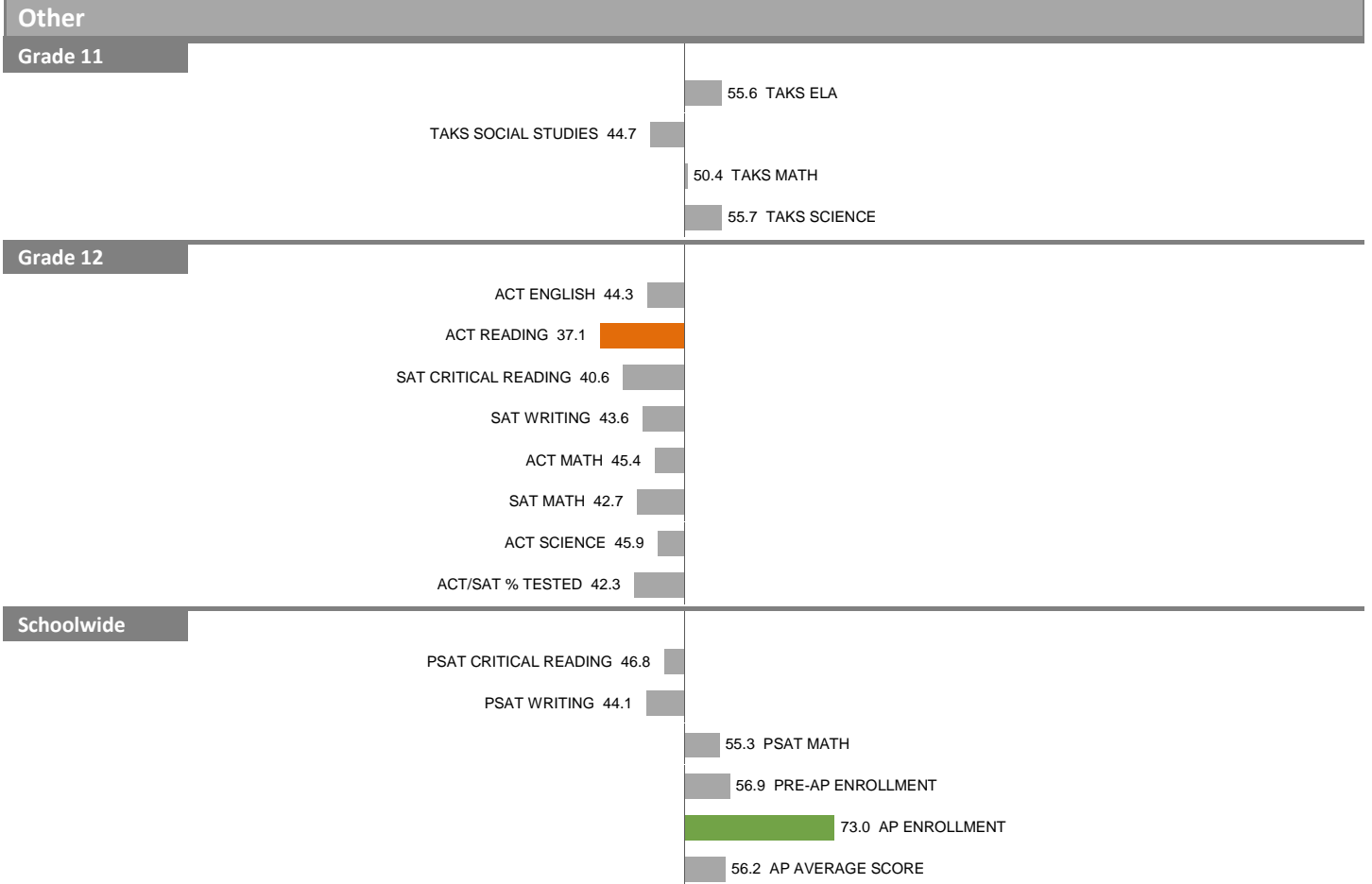
# 2012-13 School Effectiveness Index (SEI) Detail

18-SUNSET

Overall SEI: 49.0

2013-14 DIVISION 1

AEIS Rating: Met Standard




NOTES: "Overall SEI" has an average of 50 and standard deviation of 5; the range for an "average" overall SEI is 45 to 55. Component SEIs (e.g. "Grade 5 STAAR READING" or "PSAT WRITING") each have an average of 50 and standard deviation of 10; the range for an "average" component SEI is 40 to 60. Component SEIs are computed only if at least eight students are included.

# 2012-13 School Effectiveness Index (SEI) Detail

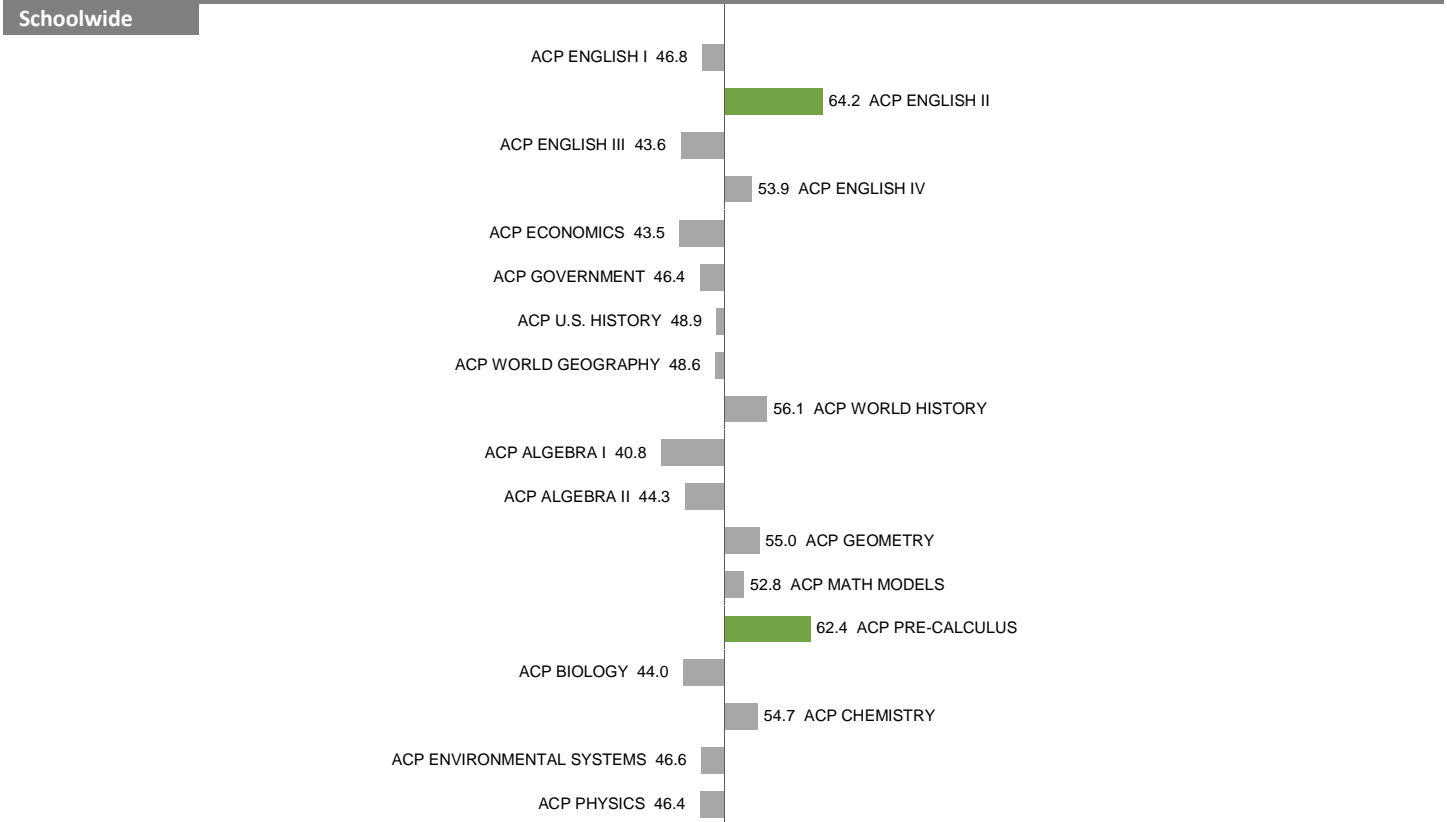
21-W.T. WHITE  
2013-14 DIVISION 2

Overall SEI: 48.9  
AEIS Rating: Met Standard


## STAAR



## Core ACP



## Other ACP

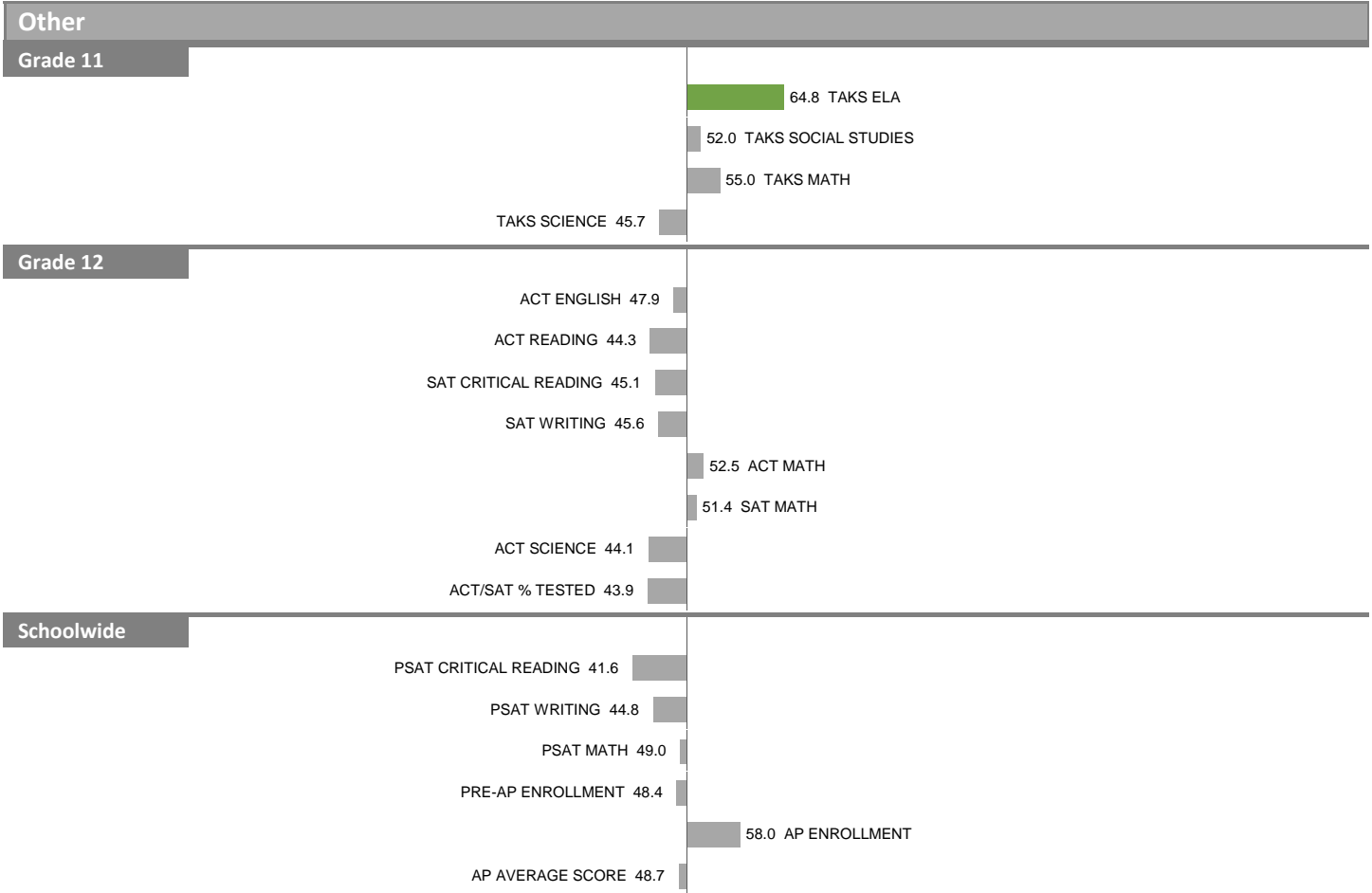


NOTES: "Overall SEI" has an average of 50 and standard deviation of 5; the range for an "average" overall SEI is 45 to 55. Component SEIs (e.g. "Grade 5 STAAR READING" or "PSAT WRITING") each have an average of 50 and standard deviation of 10; the range for an "average" component SEI is 40 to 60. Component SEIs are computed only if at least eight students are included.

# 2012-13 School Effectiveness Index (SEI) Detail

21-W.T. WHITE  
2013-14 DIVISION 2

Overall SEI: 48.9  
AEIS Rating: Met Standard



NOTES: "Overall SEI" has an average of 50 and standard deviation of 5; the range for an "average" overall SEI is 45 to 55. Component SEIs (e.g. "Grade 5 STAAR READING" or "PSAT WRITING") each have an average of 50 and standard deviation of 10; the range for an "average" component SEI is 40 to 60. Component SEIs are computed only if at least eight students are included.

# 2012-13 School Effectiveness Index (SEI) Detail

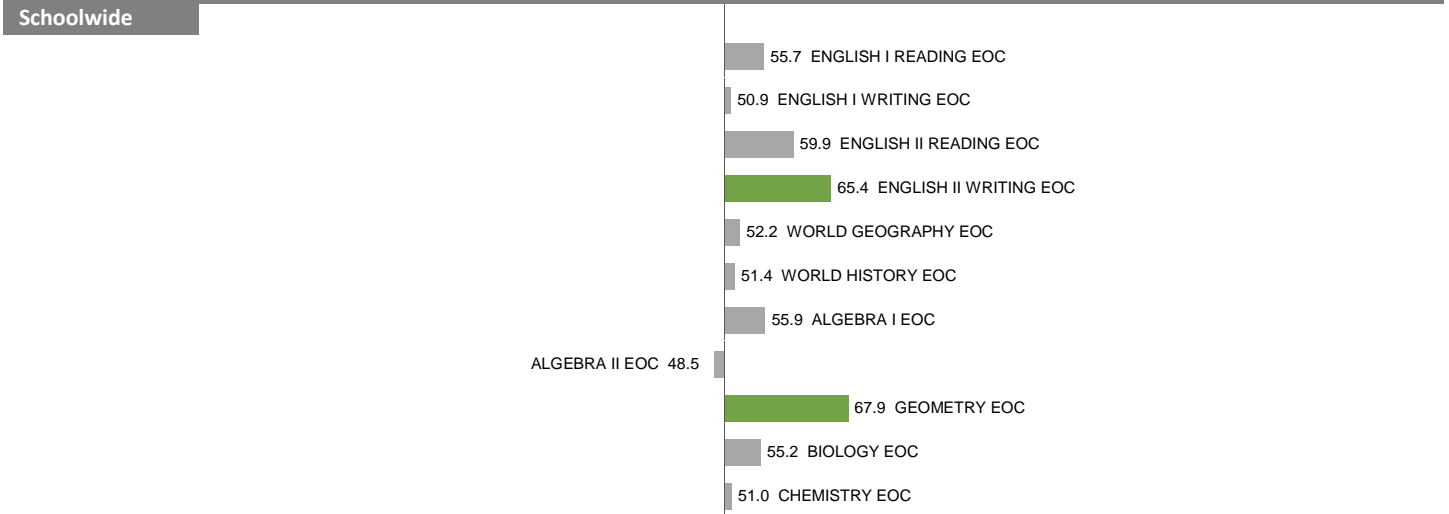
22-WOODROW WILSON

2013-14 DIVISION 4

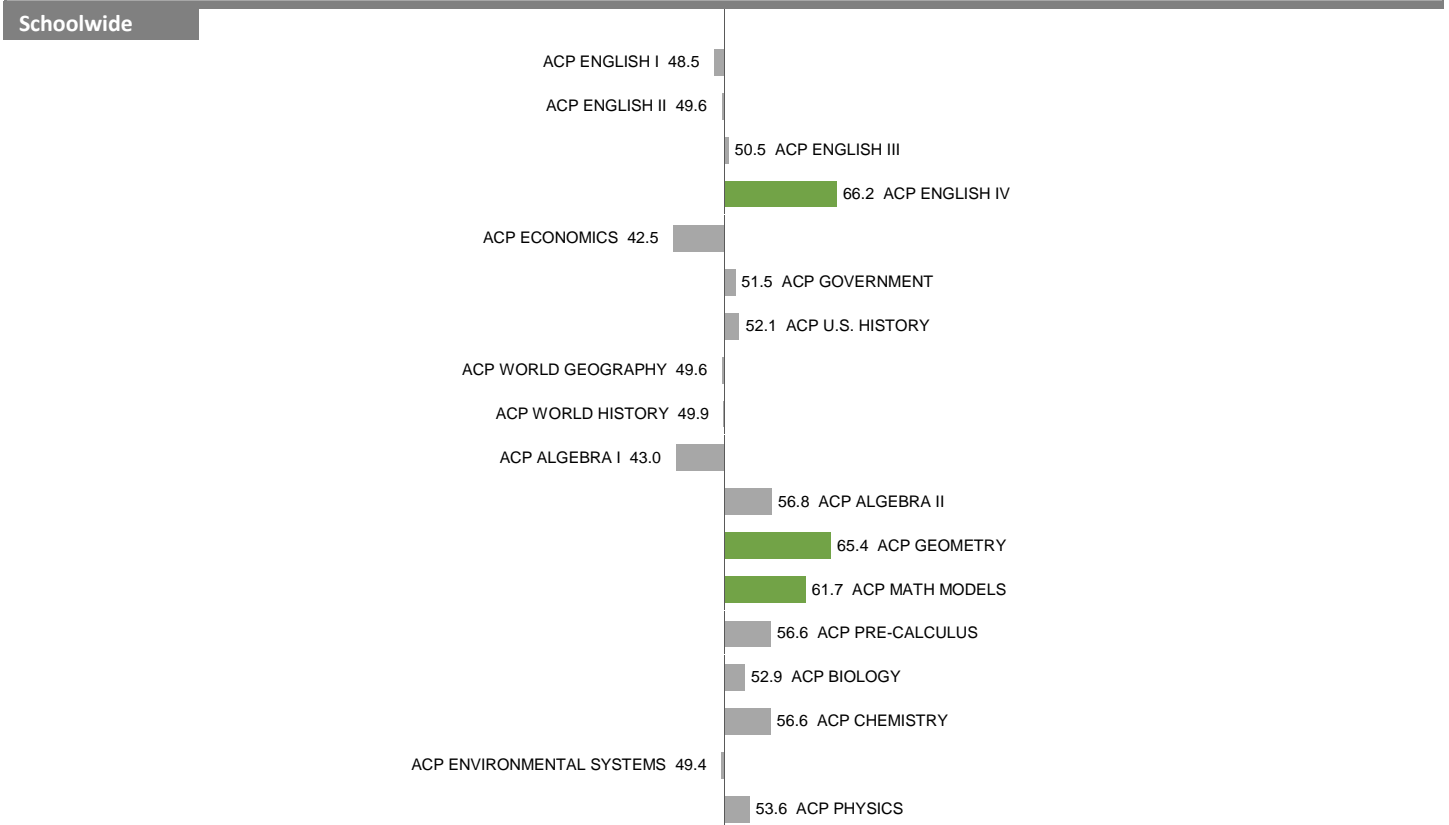
Overall SEI: 53.7

AEIS Rating: Met Standard

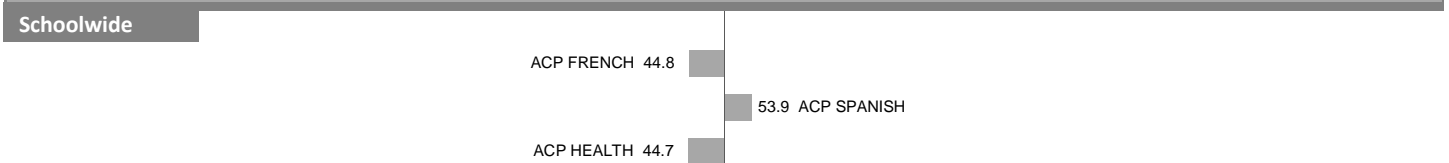
## STAAR



## Core ACP



## Other ACP



NOTES: "Overall SEI" has an average of 50 and standard deviation of 5; the range for an "average" overall SEI is 45 to 55. Component SEIs (e.g. "Grade 5 STAAR READING" or "PSAT WRITING") each have an average of 50 and standard deviation of 10; the range for an "average" component SEI is 40 to 60. Component SEIs are computed only if at least eight students are included.

# 2012-13 School Effectiveness Index (SEI) Detail

22-WOODROW WILSON

2013-14 DIVISION 4

Overall SEI: 53.7

AEIS Rating: Met Standard



NOTES: "Overall SEI" has an average of 50 and standard deviation of 5; the range for an "average" overall SEI is 45 to 55. Component SEIs (e.g. "Grade 5 STAAR READING" or "PSAT WRITING") each have an average of 50 and standard deviation of 10; the range for an "average" component SEI is 40 to 60. Component SEIs are computed only if at least eight students are included.



# 2012-13 School Effectiveness Index (SEI) Detail

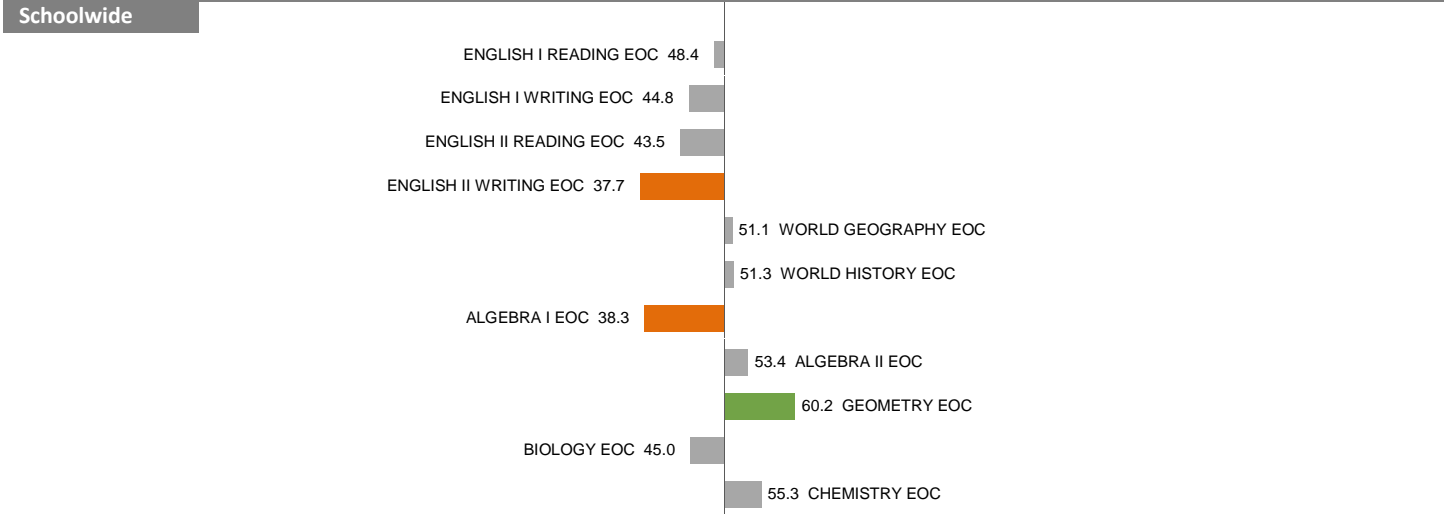
23-DAVID W. CARTER

2013-14 DIVISION 1

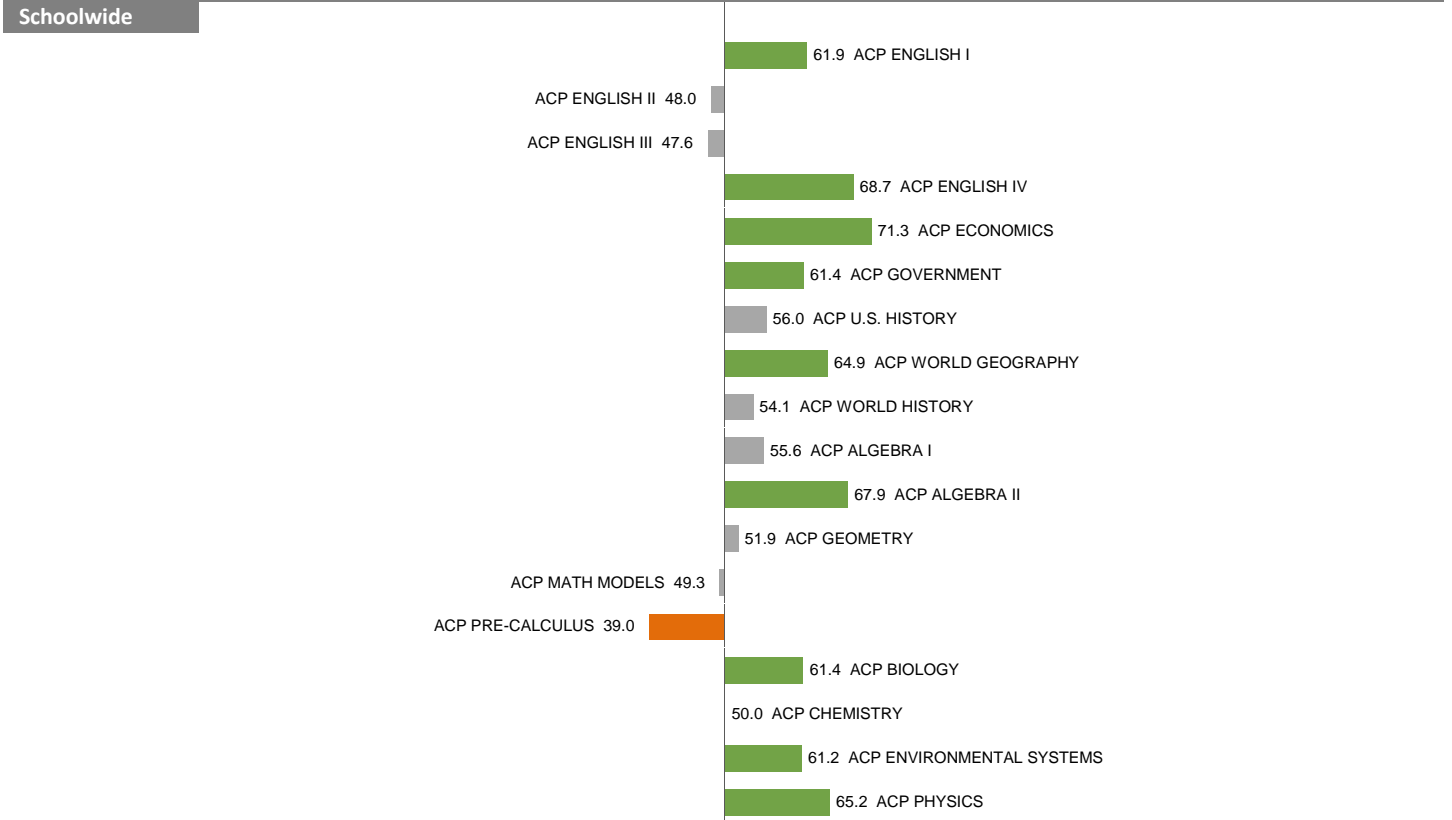
Overall SEI: 52.2

AEIS Rating: Met Standard

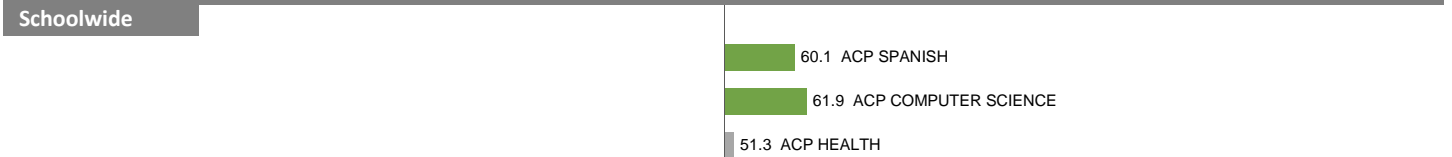
## STAAR



## Core ACP



## Other ACP



NOTES: "Overall SEI" has an average of 50 and standard deviation of 5; the range for an "average" overall SEI is 45 to 55. Component SEIs (e.g. "Grade 5 STAAR READING" or "PSAT WRITING") each have an average of 50 and standard deviation of 10; the range for an "average" component SEI is 40 to 60. Component SEIs are computed only if at least eight students are included.

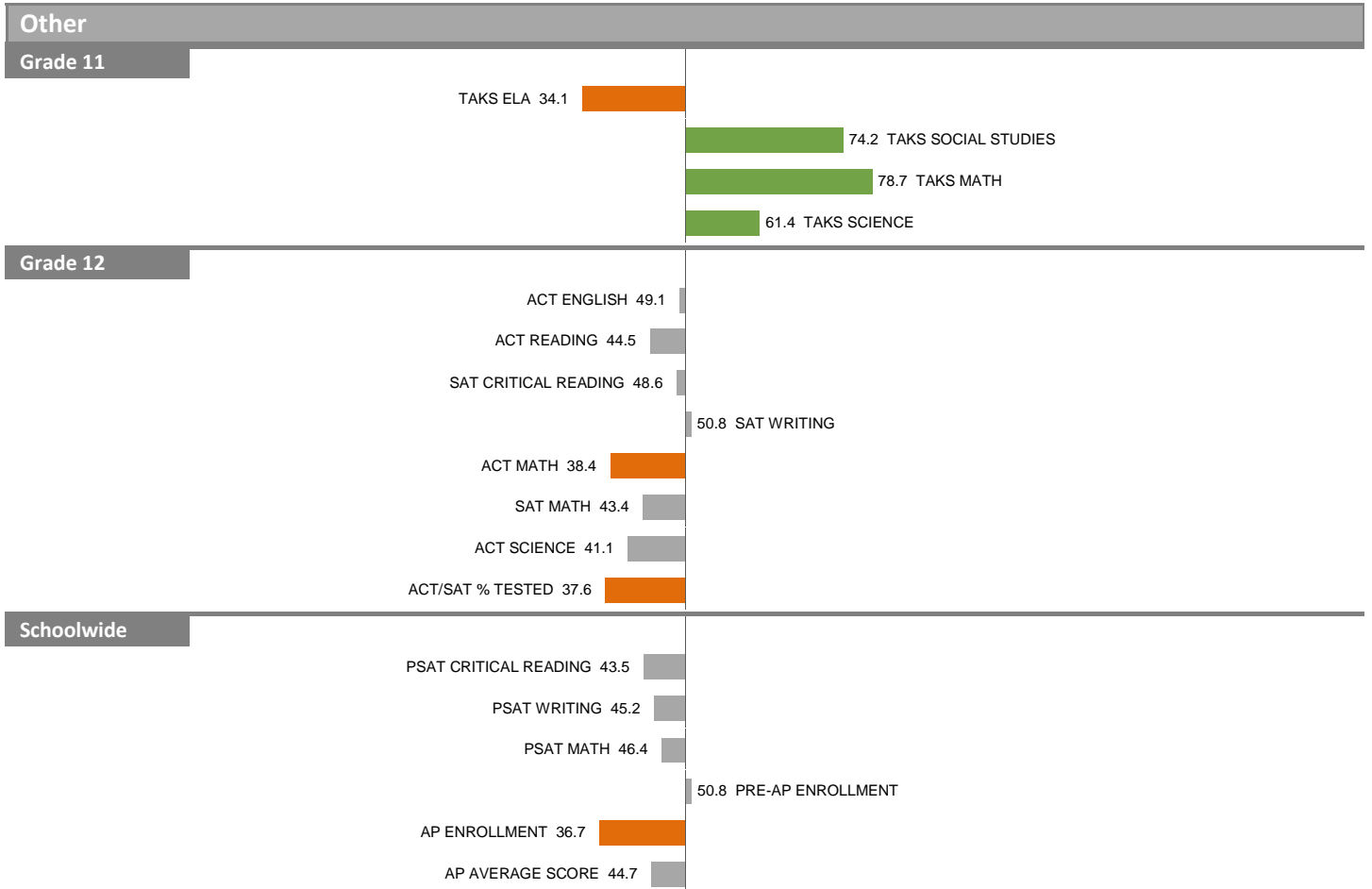
## 2012-13 School Effectiveness Index (SEI) Detail

23-DAVID W. CARTER

2013-14 DIVISION 1

Overall SEI: 52.2

AEIS Rating: Met Standard



NOTES: "Overall SEI" has an average of 50 and standard deviation of 5; the range for an "average" overall SEI is 45 to 55. Component SEIs (e.g. "Grade 5 STAAR READING" or "PSAT WRITING") each have an average of 50 and standard deviation of 10; the range for an "average" component SEI is 40 to 60. Component SEIs are computed only if at least eight students are included.

# 2012-13 School Effectiveness Index (SEI) Detail

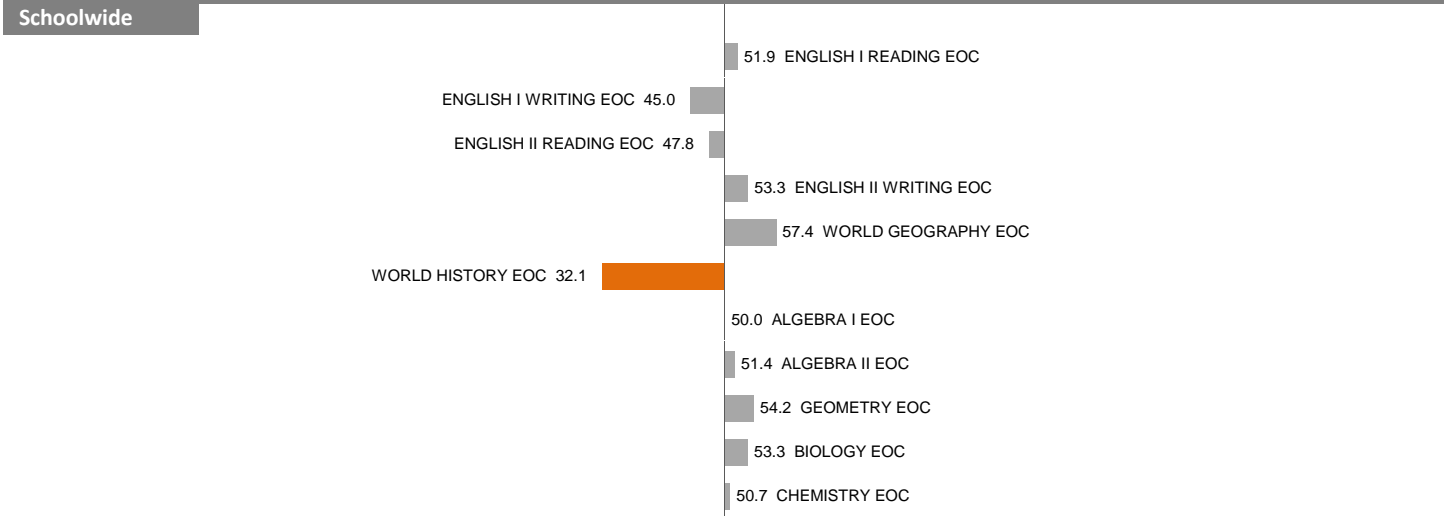
24-NORTH DALLAS

2013-14 DIVISION 3

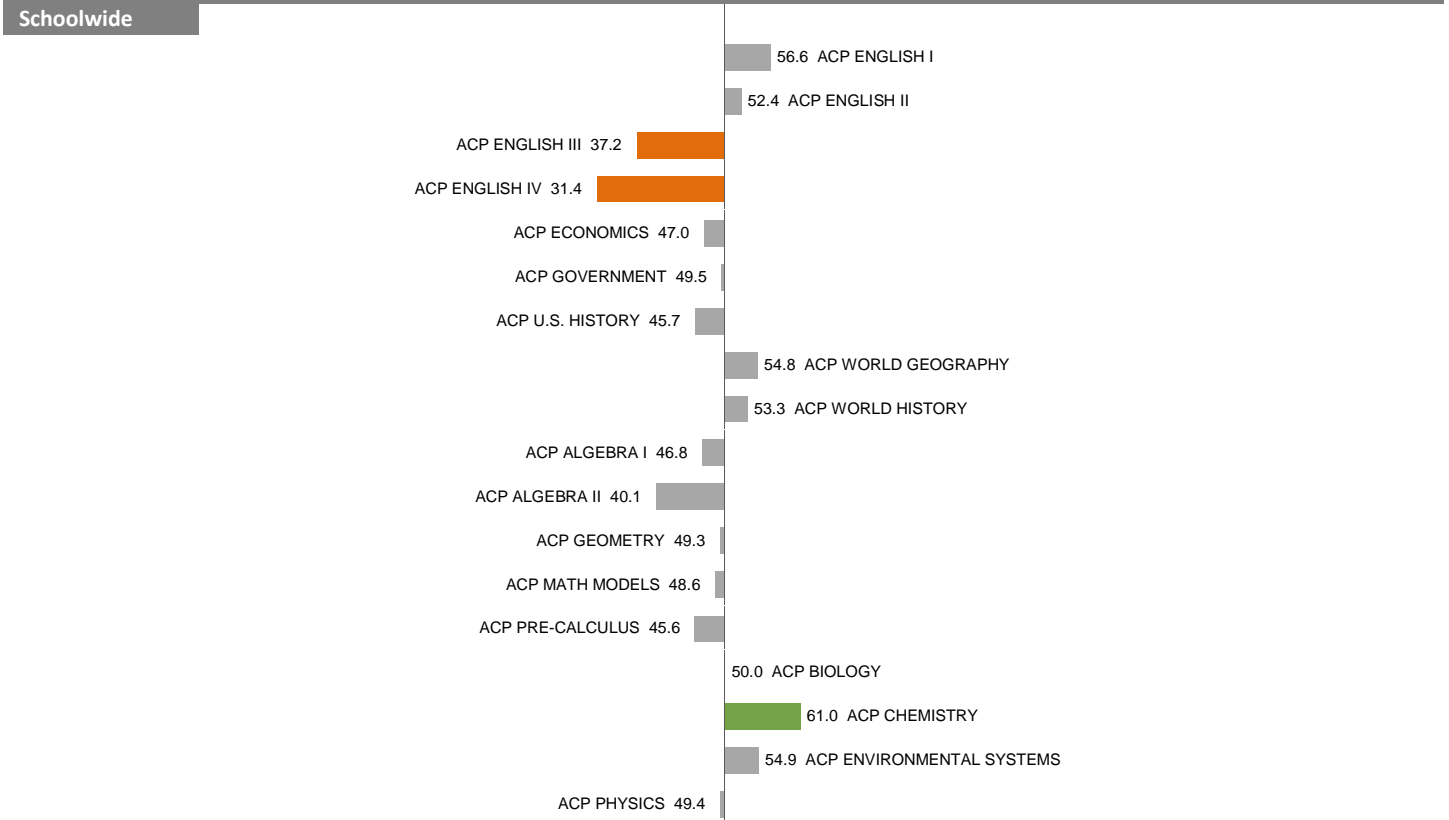
Overall SEI: 46.9

AEIS Rating: Met Standard

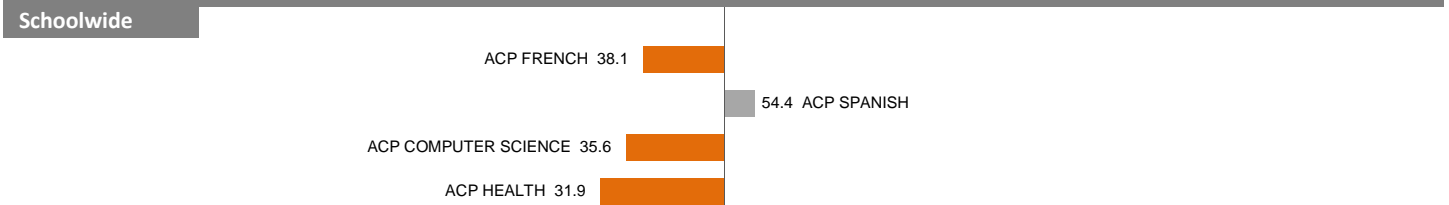
## STAAR



## Core ACP



## Other ACP



NOTES: "Overall SEI" has an average of 50 and standard deviation of 5; the range for an "average" overall SEI is 45 to 55. Component SEIs (e.g. "Grade 5 STAAR READING" or "PSAT WRITING") each have an average of 50 and standard deviation of 10; the range for an "average" component SEI is 40 to 60. Component SEIs are computed only if at least eight students are included.

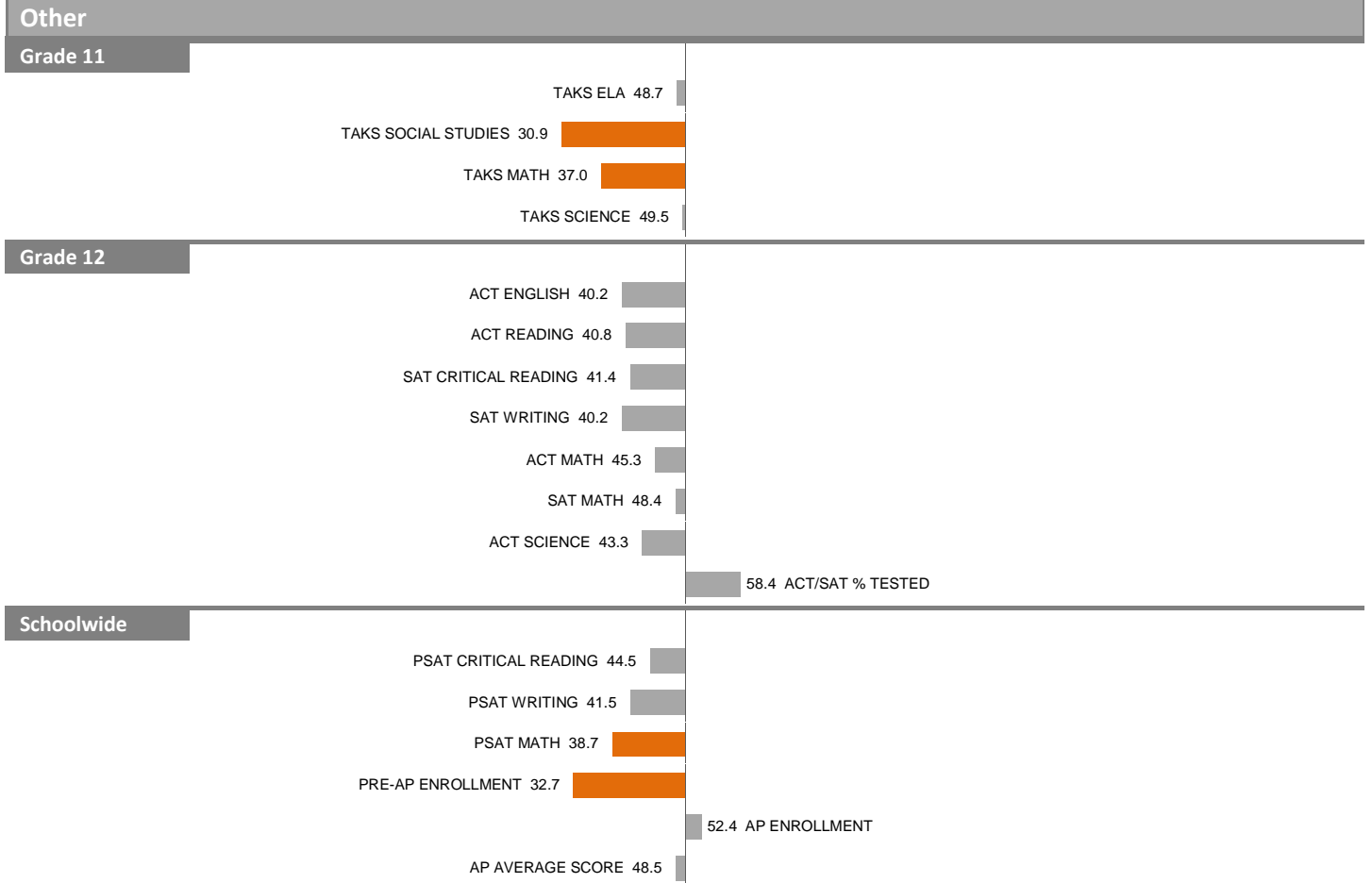
# 2012-13 School Effectiveness Index (SEI) Detail

24-NORTH DALLAS

2013-14 DIVISION 3

Overall SEI: 46.9

AEIS Rating: Met Standard



NOTES: "Overall SEI" has an average of 50 and standard deviation of 5; the range for an "average" overall SEI is 45 to 55. Component SEIs (e.g. "Grade 5 STAAR READING" or "PSAT WRITING") each have an average of 50 and standard deviation of 10; the range for an "average" component SEI is 40 to 60. Component SEIs are computed only if at least eight students are included.

# 2012-13 School Effectiveness Index (SEI) Detail


25-SKYLINE

Overall SEI: 46.0

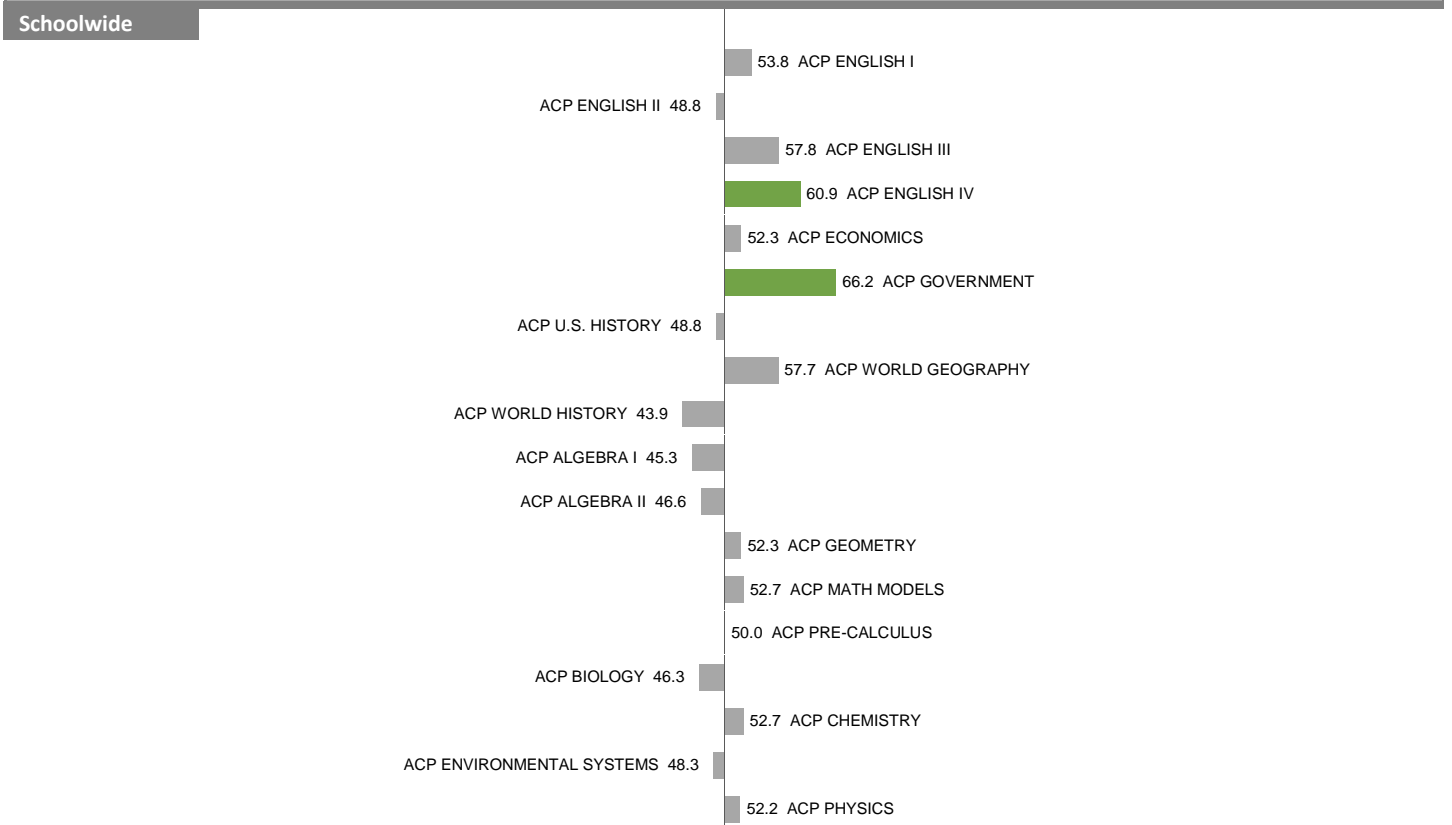
2013-14 DIVISION 4

AEIS Rating: Met Standard


## STAAR



## Core ACP



## Other ACP



NOTES: "Overall SEI" has an average of 50 and standard deviation of 5; the range for an "average" overall SEI is 45 to 55. Component SEIs (e.g. "Grade 5 STAAR READING" or "PSAT WRITING") each have an average of 50 and standard deviation of 10; the range for an "average" component SEI is 40 to 60. Component SEIs are computed only if at least eight students are included.

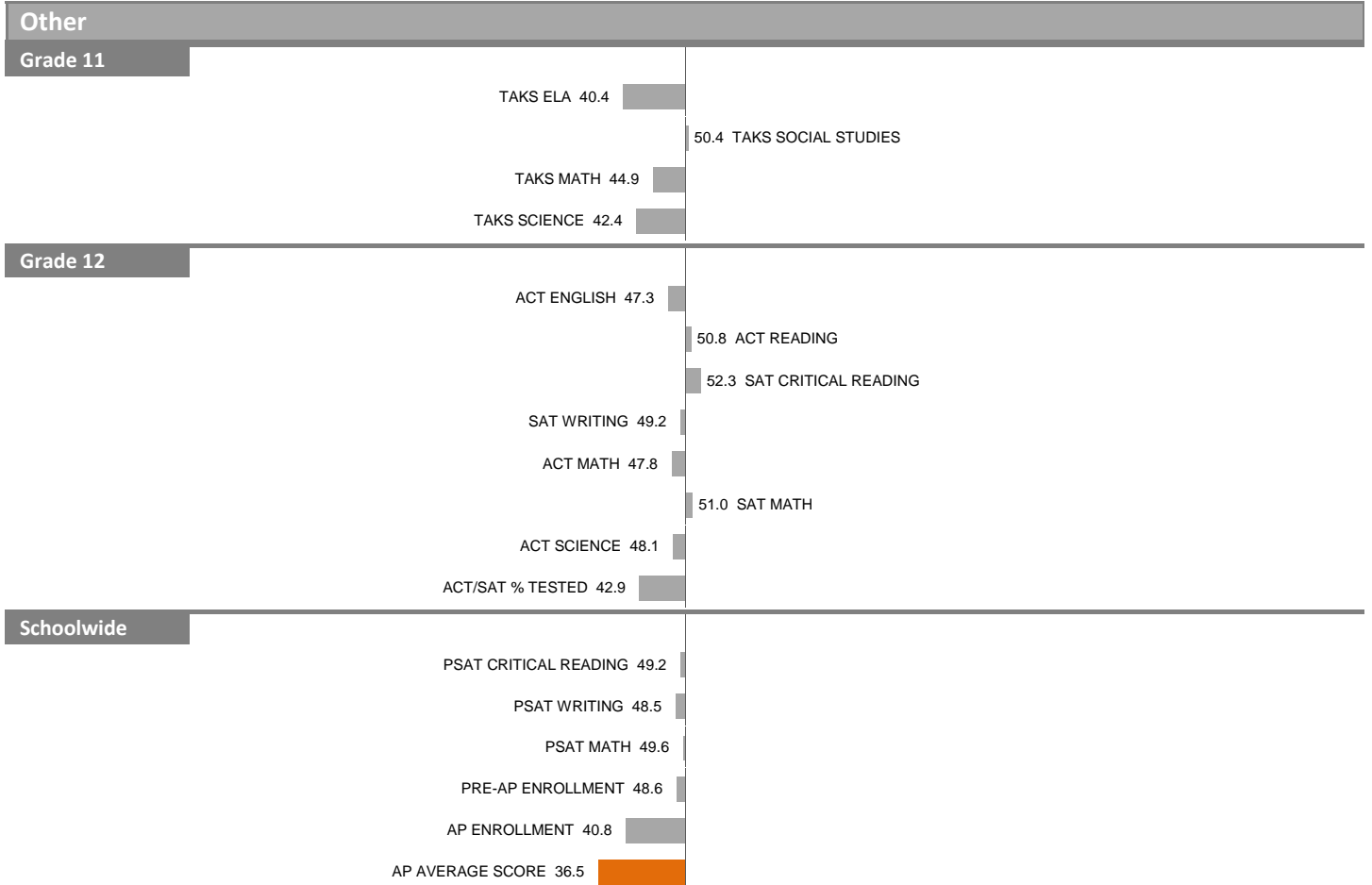
# 2012-13 School Effectiveness Index (SEI) Detail

25-SKYLINE

Overall SEI: 46.0

2013-14 DIVISION 4

AEIS Rating: Met Standard



NOTES: "Overall SEI" has an average of 50 and standard deviation of 5; the range for an "average" overall SEI is 45 to 55. Component SEIs (e.g. "Grade 5 STAAR READING" or "PSAT WRITING") each have an average of 50 and standard deviation of 10; the range for an "average" component SEI is 40 to 60. Component SEIs are computed only if at least eight students are included.

# 2012-13 School Effectiveness Index (SEI) Detail

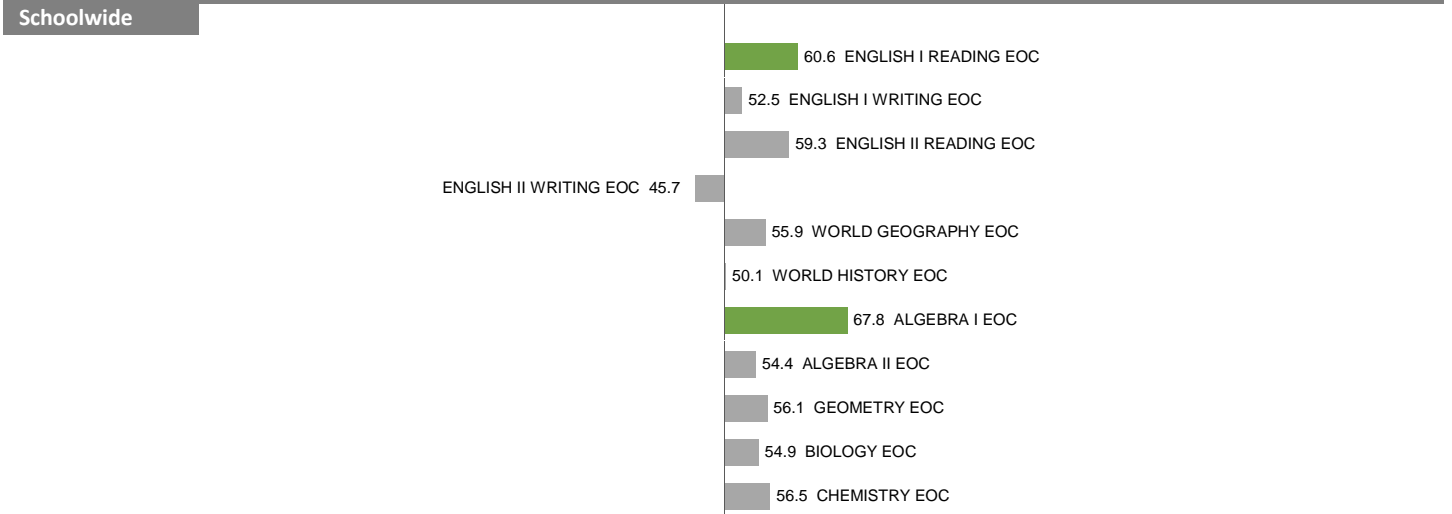
28-EMMETT J. CONRAD

2013-14 DIVISION 2


Overall SEI: 51.2

AEIS Rating: Met Standard

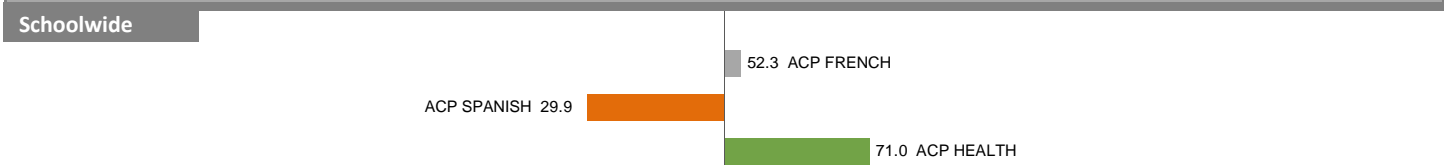
## STAAR



## Core ACP



## Other ACP



NOTES: "Overall SEI" has an average of 50 and standard deviation of 5; the range for an "average" overall SEI is 45 to 55. Component SEIs (e.g. "Grade 5 STAAR READING" or "PSAT WRITING") each have an average of 50 and standard deviation of 10; the range for an "average" component SEI is 40 to 60. Component SEIs are computed only if at least eight students are included.

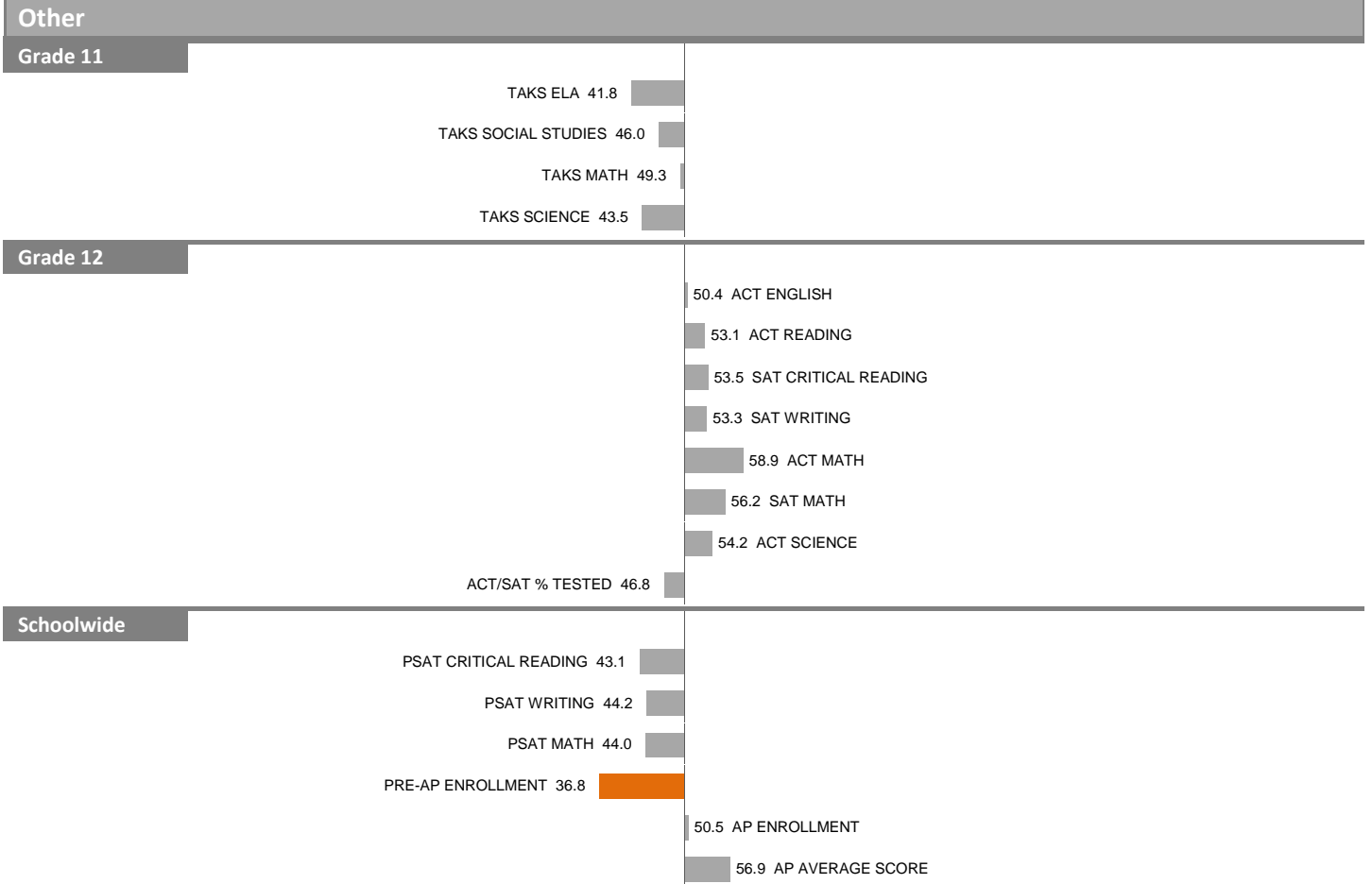
# 2012-13 School Effectiveness Index (SEI) Detail

28-EMMETT J. CONRAD

2013-14 DIVISION 2

Overall SEI: 51.2

AEIS Rating: Met Standard



NOTES: "Overall SEI" has an average of 50 and standard deviation of 5; the range for an "average" overall SEI is 45 to 55. Component SEIs (e.g. "Grade 5 STAAR READING" or "PSAT WRITING") each have an average of 50 and standard deviation of 10; the range for an "average" component SEI is 40 to 60. Component SEIs are computed only if at least eight students are included.



# 2012-13 School Effectiveness Index (SEI) Detail


32-JAMES MADISON

2013-14 DIVISION 4

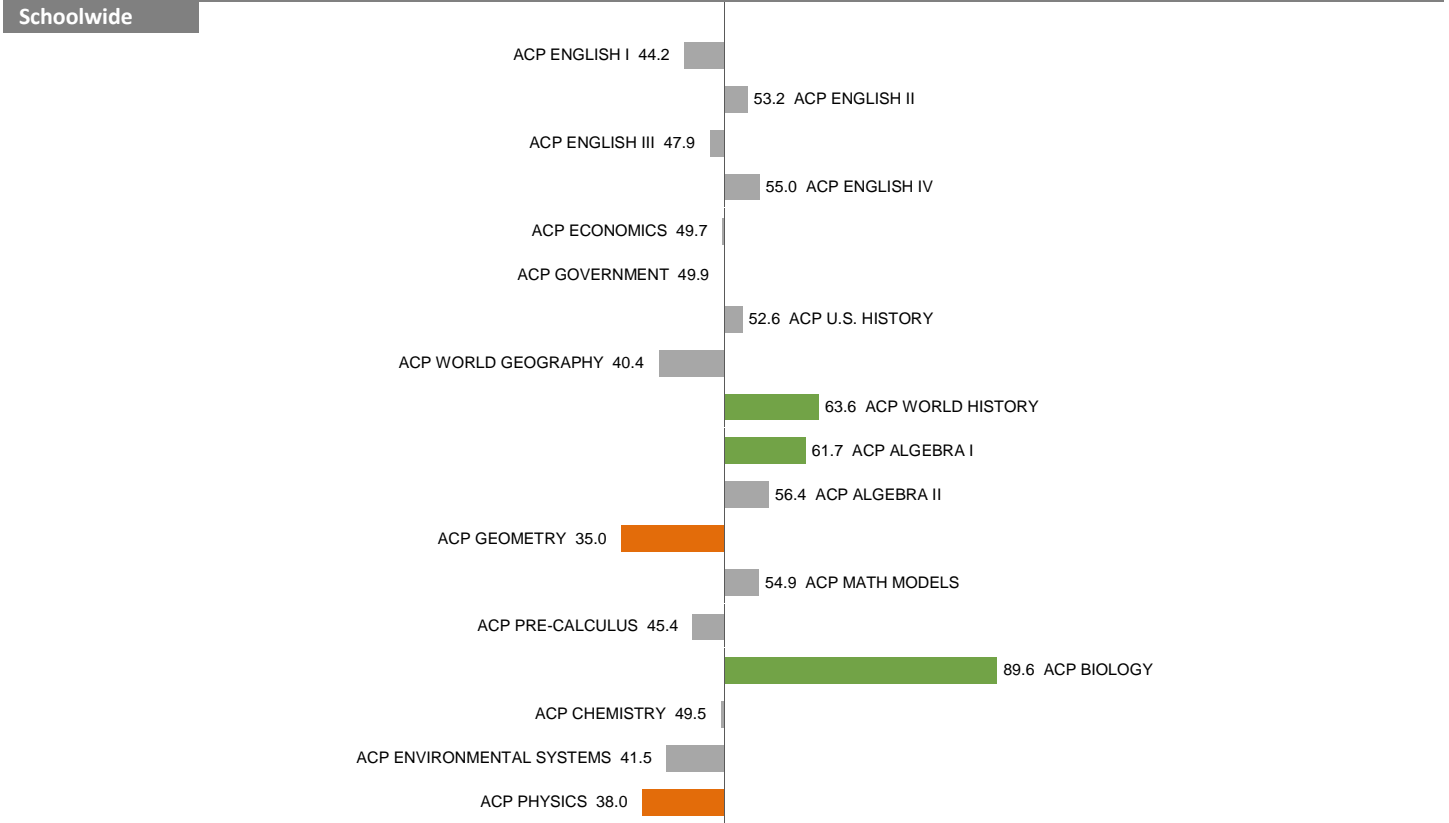
Overall SEI: 47.1

AEIS Rating: Met Standard

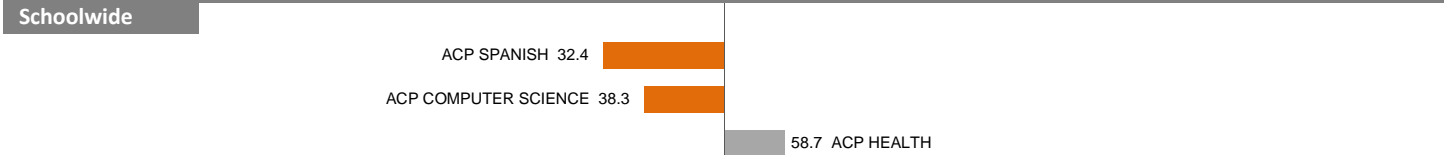
## STAAR



## Core ACP



## Other ACP



NOTES: "Overall SEI" has an average of 50 and standard deviation of 5; the range for an "average" overall SEI is 45 to 55. Component SEIs (e.g. "Grade 5 STAAR READING" or "PSAT WRITING") each have an average of 50 and standard deviation of 10; the range for an "average" component SEI is 40 to 60. Component SEIs are computed only if at least eight students are included.

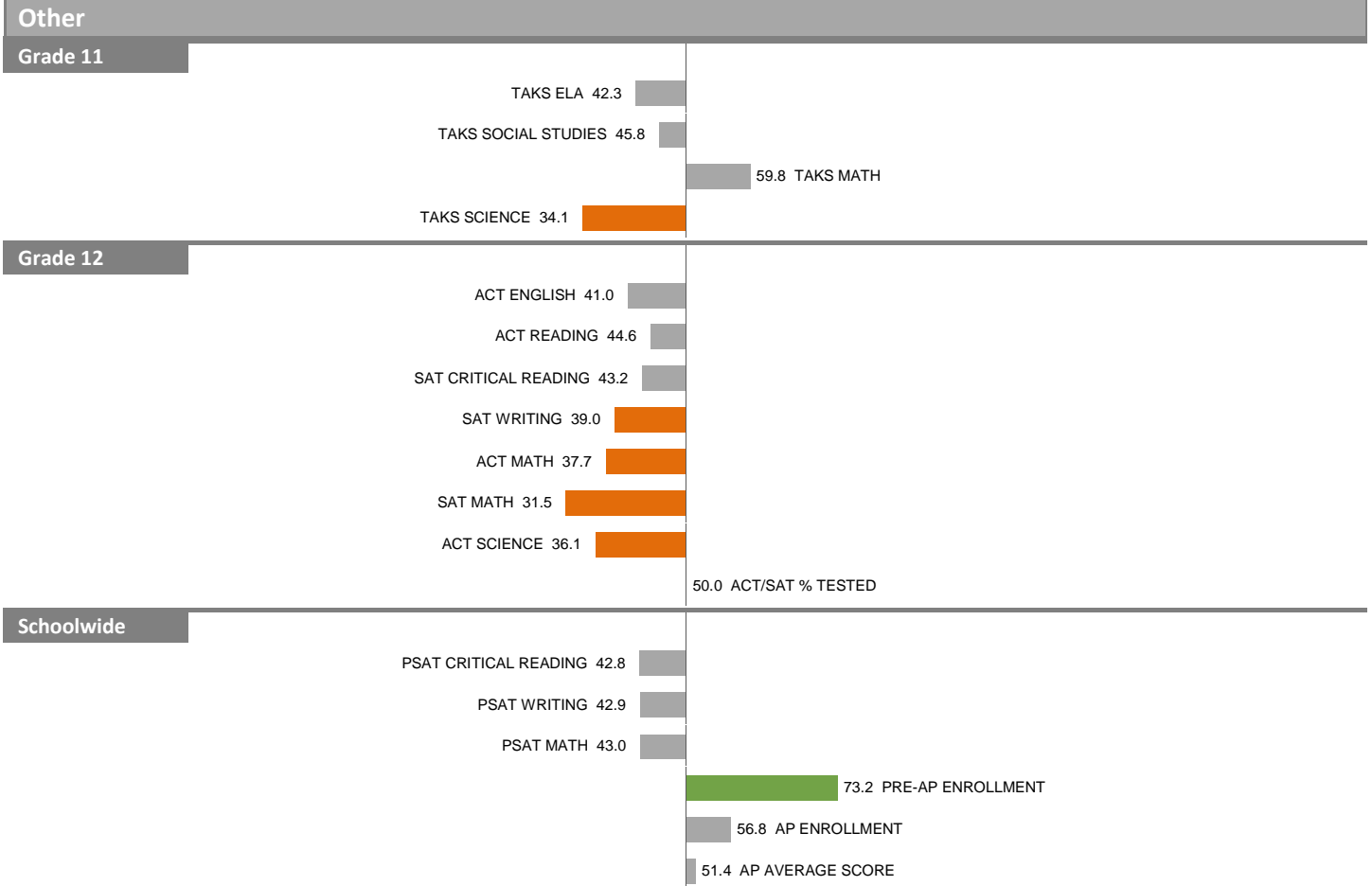
# 2012-13 School Effectiveness Index (SEI) Detail

32-JAMES MADISON

2013-14 DIVISION 4

Overall SEI: 47.1

AEIS Rating: Met Standard



NOTES: "Overall SEI" has an average of 50 and standard deviation of 5; the range for an "average" overall SEI is 45 to 55. Component SEIs (e.g. "Grade 5 STAAR READING" or "PSAT WRITING") each have an average of 50 and standard deviation of 10; the range for an "average" component SEI is 40 to 60. Component SEIs are computed only if at least eight students are included.

# 2012-13 School Effectiveness Index (SEI) Detail

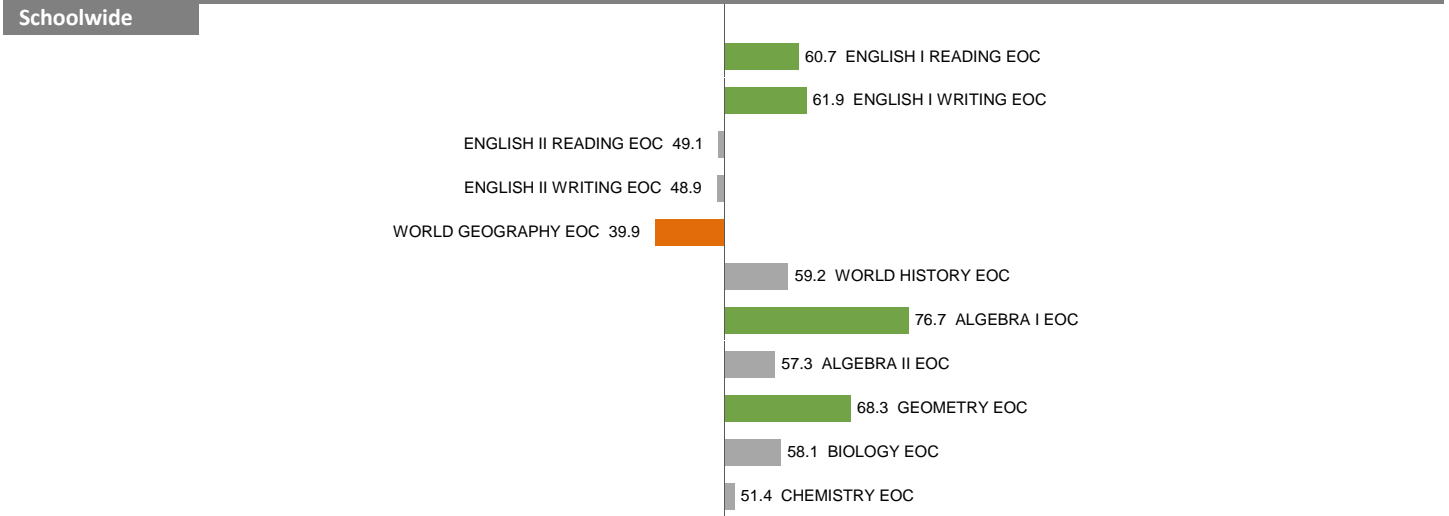
85-KATHLYN J. GILLIAM COLLEGIATE ACADEMY

Overall SEI: 58.0

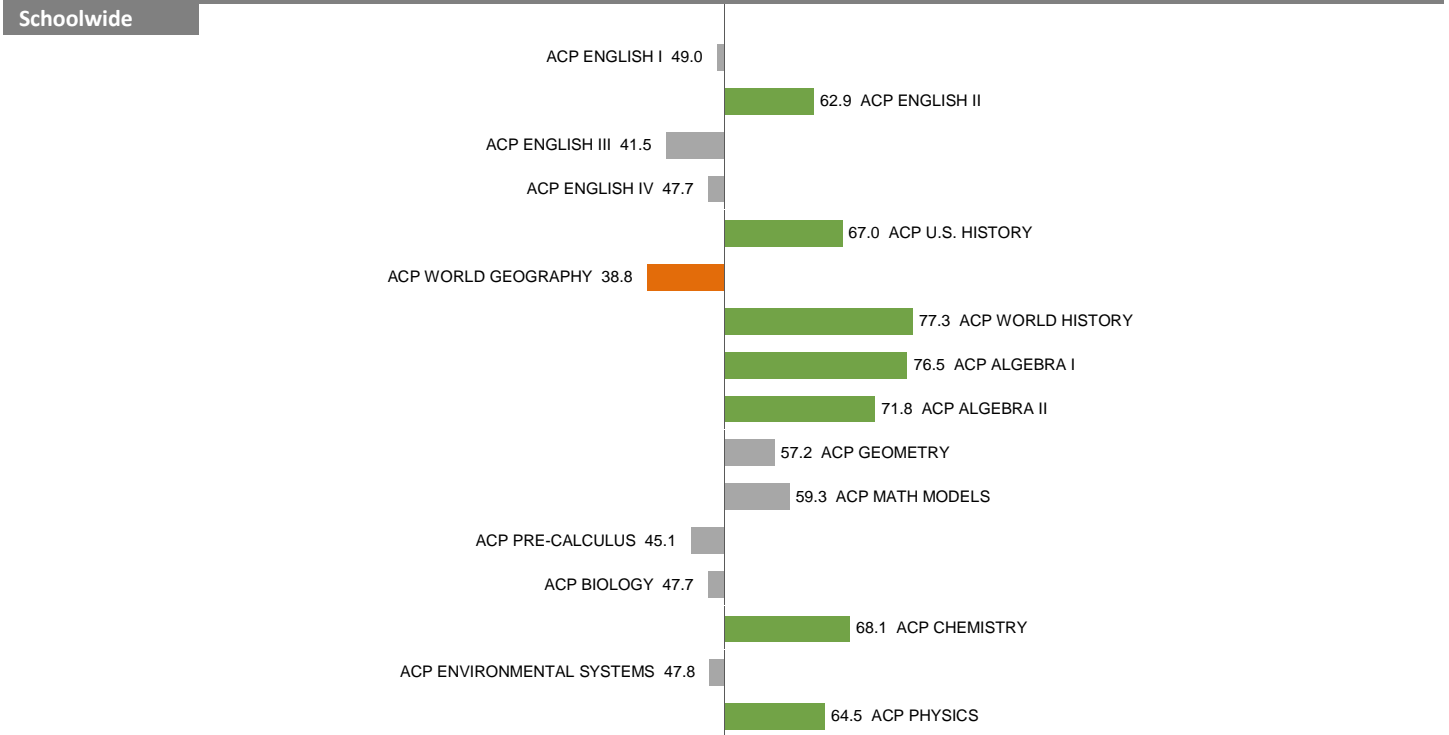
2013-14 DIVISION 5 (NO FP)

AEIS Rating: Met Standard

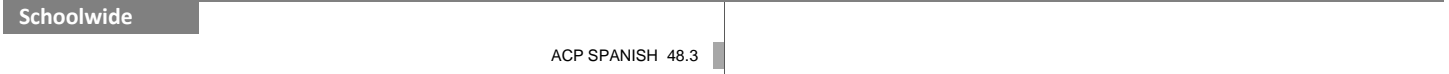
## STAAR



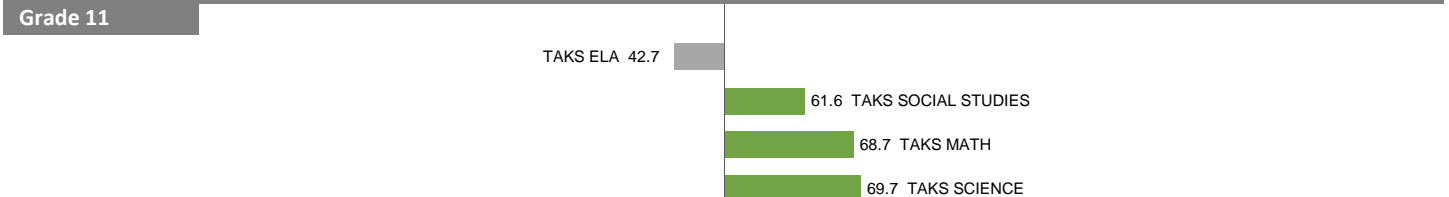
## Core ACP



## Other ACP



## Other



NOTES: "Overall SEI" has an average of 50 and standard deviation of 5; the range for an "average" overall SEI is 45 to 55. Component SEIs (e.g. "Grade 5 STAAR READING" or "PSAT WRITING") each have an average of 50 and standard deviation of 10; the range for an "average" component SEI is 40 to 60. Component SEIs are computed only if at least eight students are included.

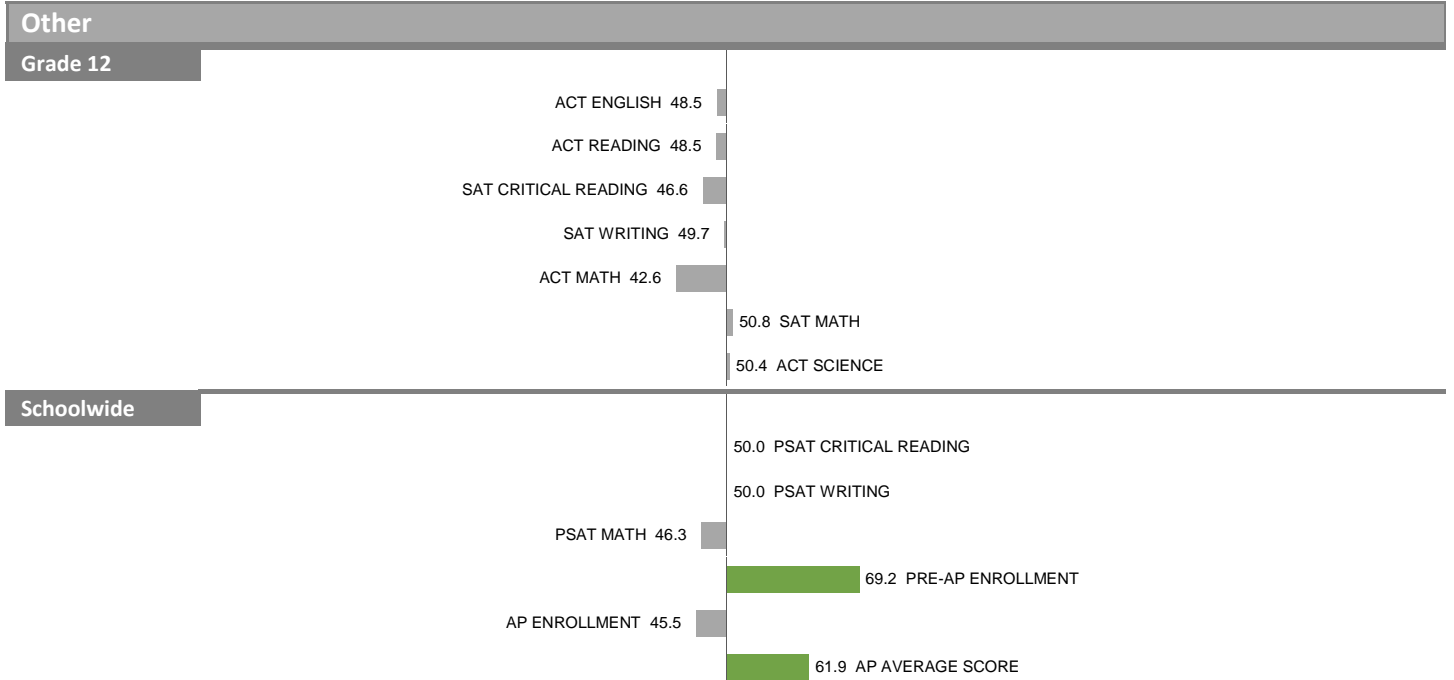
## 2012-13 School Effectiveness Index (SEI) Detail

85–KATHLYN J. GILLIAM COLLEGIATE ACADEMY

Overall SEI: 58.0

2013-14 DIVISION 5 (NO FP)

AEIS Rating: Met Standard



NOTES: "Overall SEI" has an average of 50 and standard deviation of 5; the range for an "average" overall SEI is 45 to 55. Component SEIs (e.g. "Grade 5 STAAR READING" or "PSAT WRITING") each have an average of 50 and standard deviation of 10; the range for an "average" component SEI is 40 to 60. Component SEIs are computed only if at least eight students are included.

# 2012-13 School Effectiveness Index (SEI) Detail


88-TRINIDAD GARZA EARLY COLLEGE HS

Overall SEI: 60.3

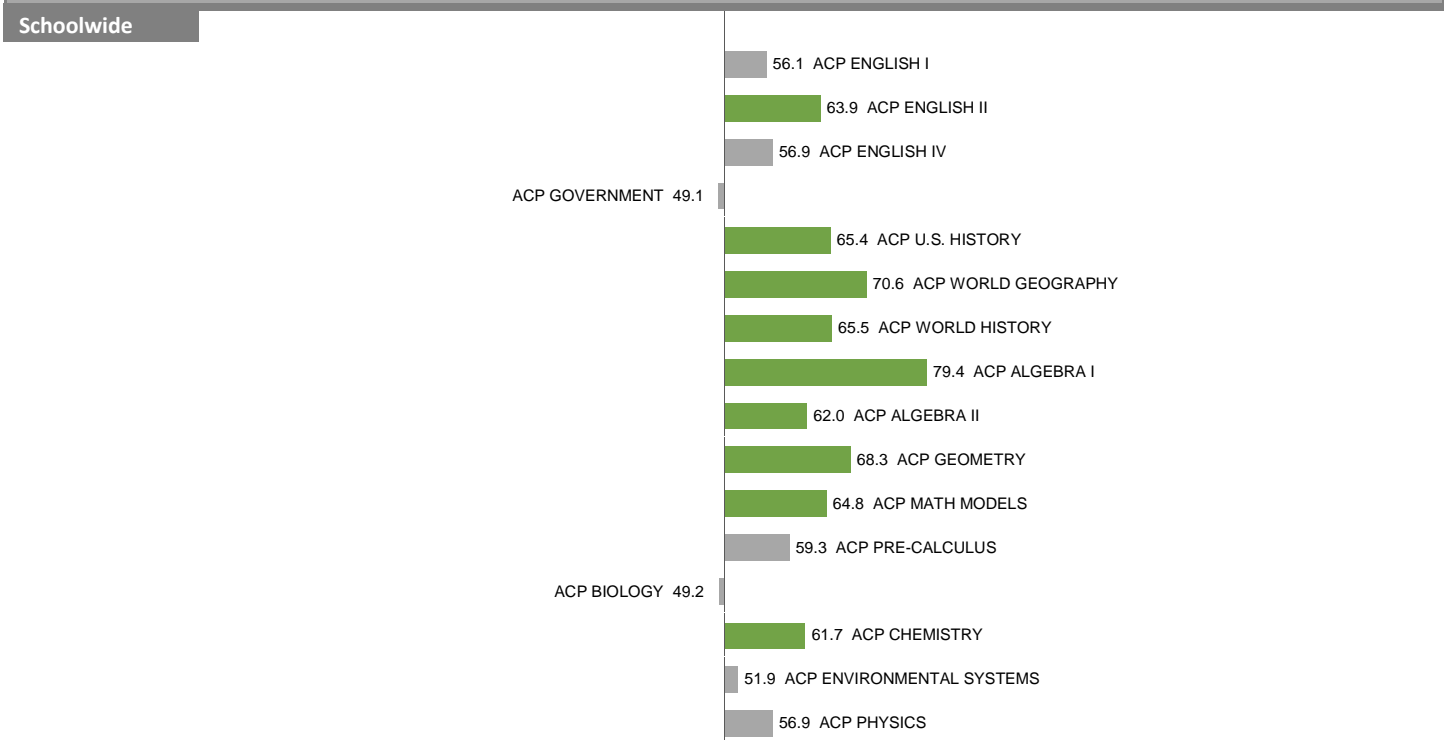
2013-14 DIVISION 3 (NO FP)

AEIS Rating: Met Standard

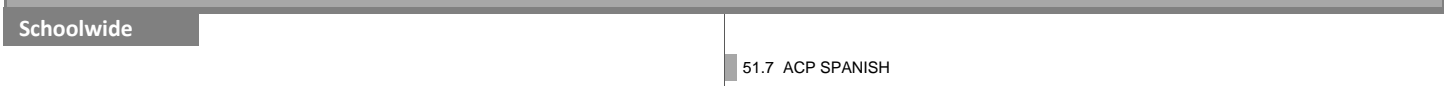
## STAAR




## Core ACP



## Other ACP



## Other



NOTES: "Overall SEI" has an average of 50 and standard deviation of 5; the range for an "average" overall SEI is 45 to 55. Component SEIs (e.g. "Grade 5 STAAR READING" or "PSAT WRITING") each have an average of 50 and standard deviation of 10; the range for an "average" component SEI is 40 to 60. Component SEIs are computed only if at least eight students are included.

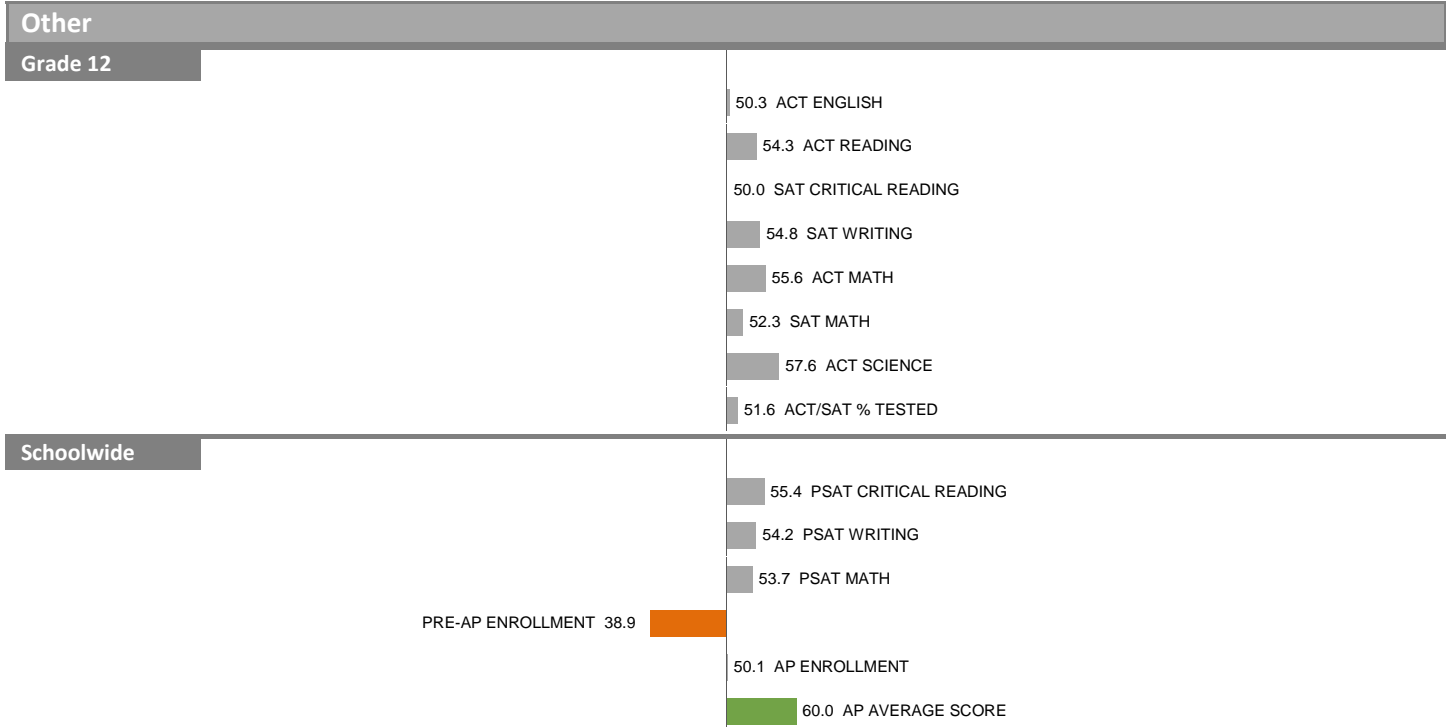
## 2012-13 School Effectiveness Index (SEI) Detail

88–TRINIDAD GARZA EARLY COLLEGE HS

Overall SEI: 60.3

2013-14 DIVISION 3 (NO FP)

AEIS Rating: Met Standard



NOTES: "Overall SEI" has an average of 50 and standard deviation of 5; the range for an "average" overall SEI is 45 to 55. Component SEIs (e.g. "Grade 5 STAAR READING" or "PSAT WRITING") each have an average of 50 and standard deviation of 10; the range for an "average" component SEI is 40 to 60. Component SEIs are computed only if at least eight students are included.

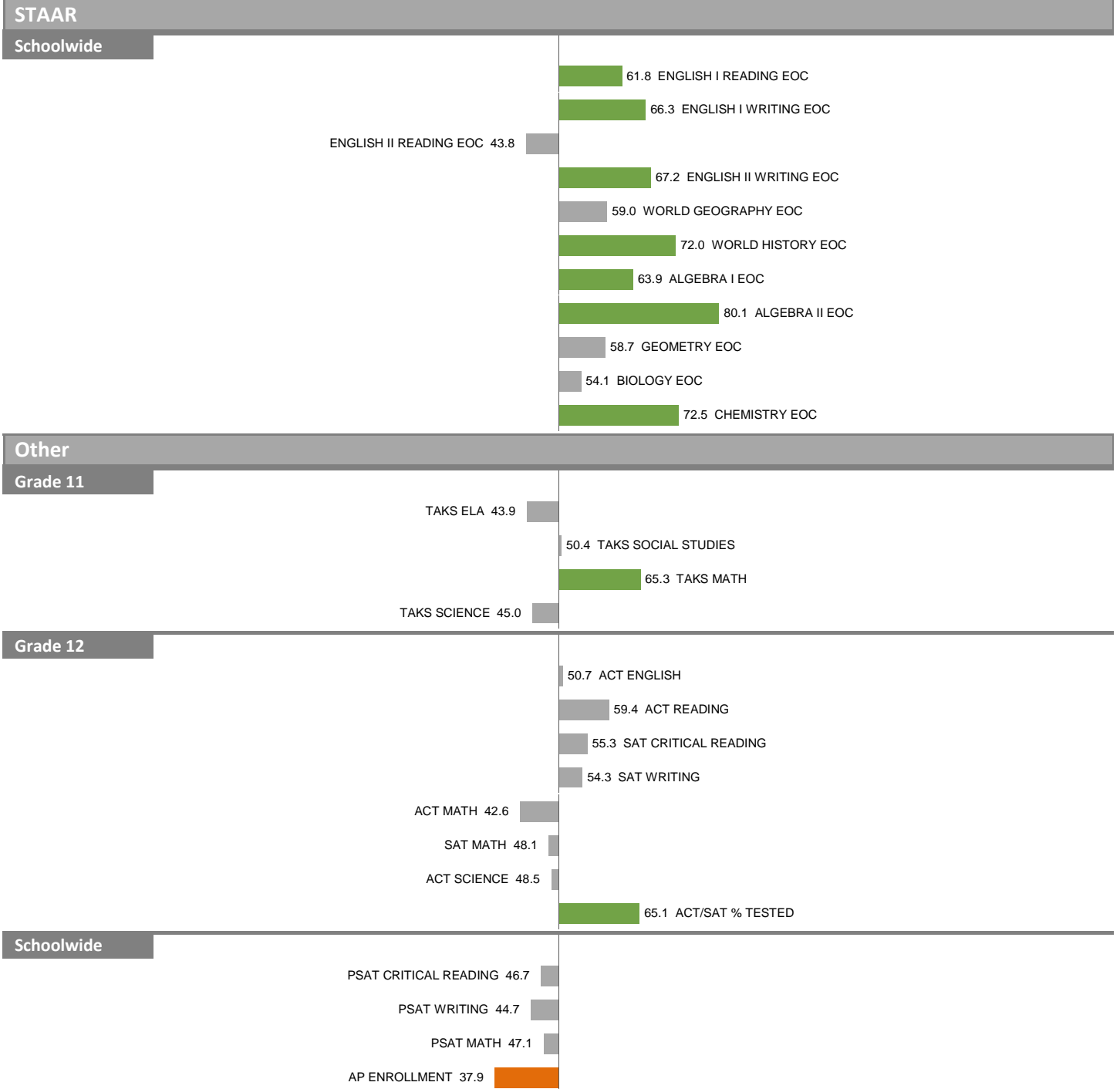
# 2012-13 School Effectiveness Index (SEI) Detail

90-W.L. LASSITER JR. EARLY COLLEGE HS AT EL CENTRO

Overall SEI: 58.8

2013-14 DIVISION 5 (NO FP)

AEIS Rating: Met Standard



NOTES: "Overall SEI" has an average of 50 and standard deviation of 5; the range for an "average" overall SEI is 45 to 55. Component SEIs (e.g. "Grade 5 STAAR READING" or "PSAT WRITING") each have an average of 50 and standard deviation of 10; the range for an "average" component SEI is 40 to 60. Component SEIs are computed only if at least eight students are included.

# 2012-13 School Effectiveness Index (SEI) Detail

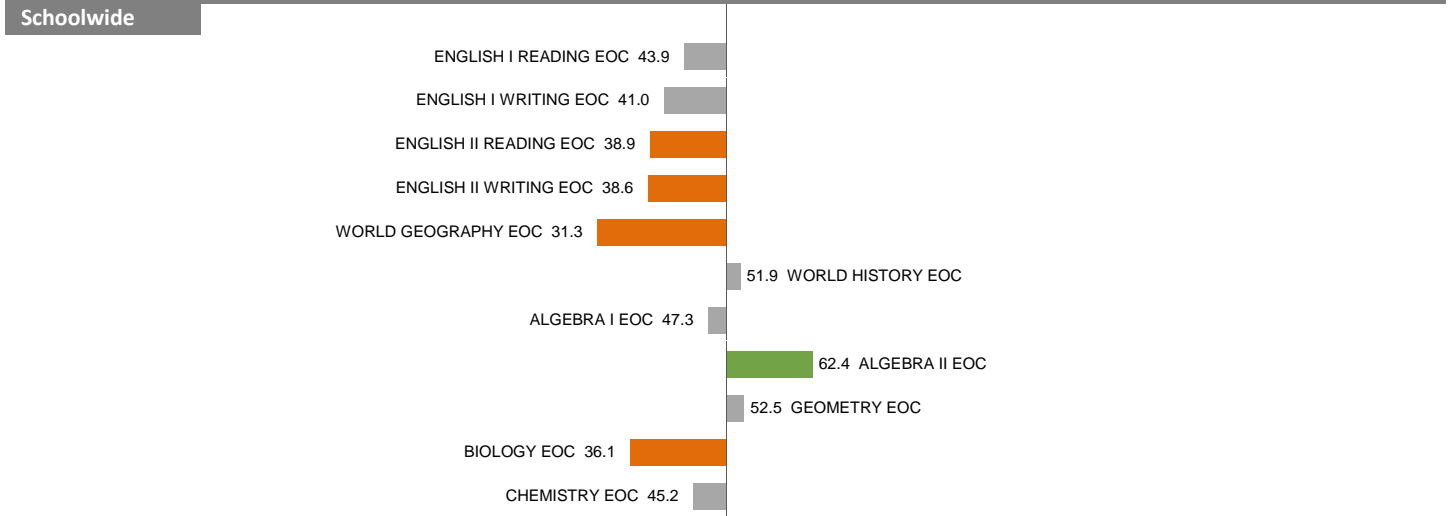
380-WILMER-HUTCHINS HIGH SCHOOL

Overall SEI: 44.4

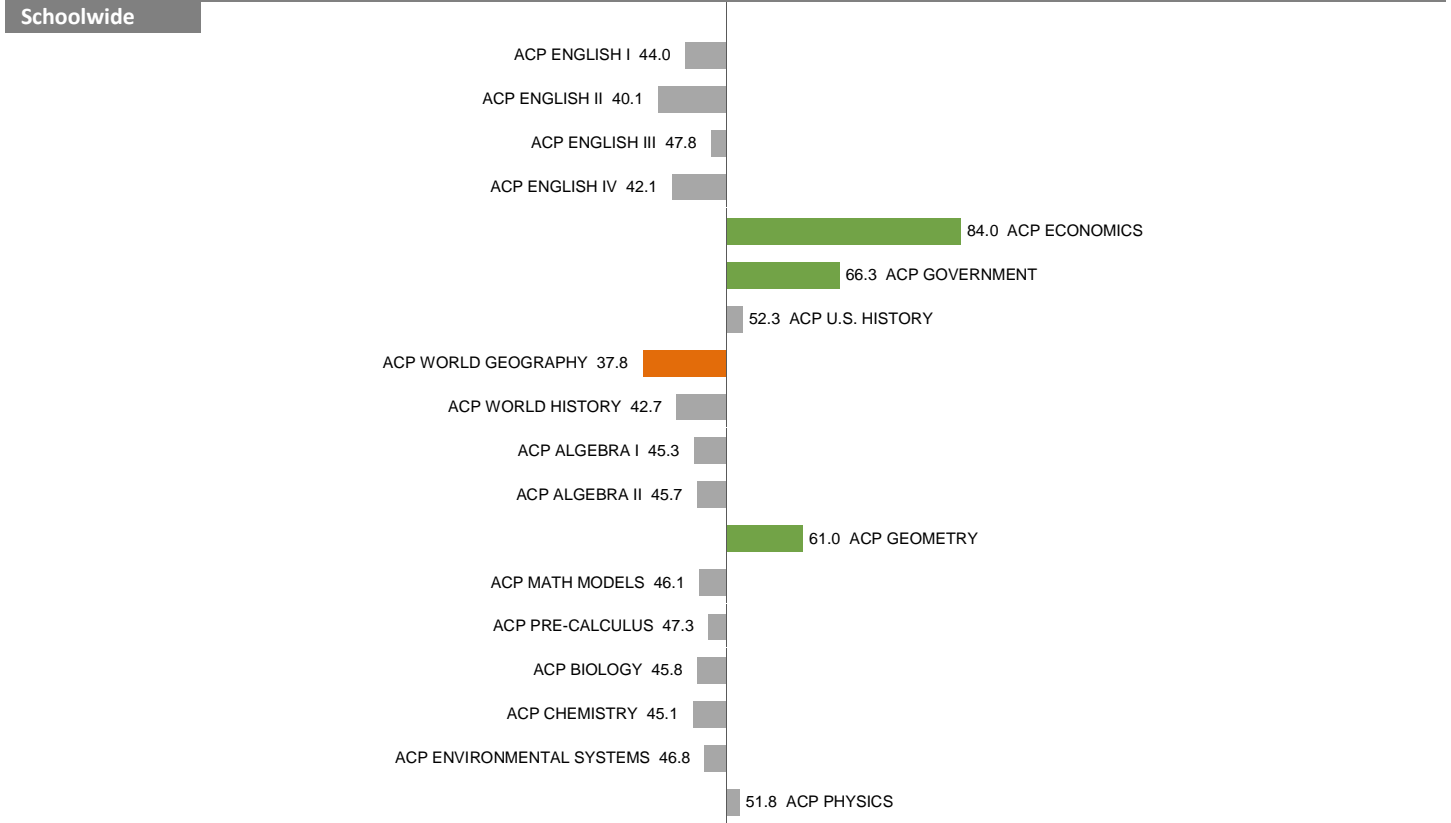
2013-14 DIVISION 5

AEIS Rating: Improvement Required

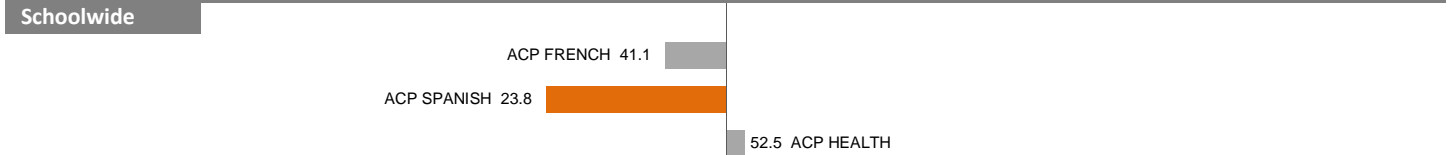
## STAAR



## Core ACP



## Other ACP



NOTES: "Overall SEI" has an average of 50 and standard deviation of 5; the range for an "average" overall SEI is 45 to 55. Component SEIs (e.g. "Grade 5 STAAR READING" or "PSAT WRITING") each have an average of 50 and standard deviation of 10; the range for an "average" component SEI is 40 to 60. Component SEIs are computed only if at least eight students are included.



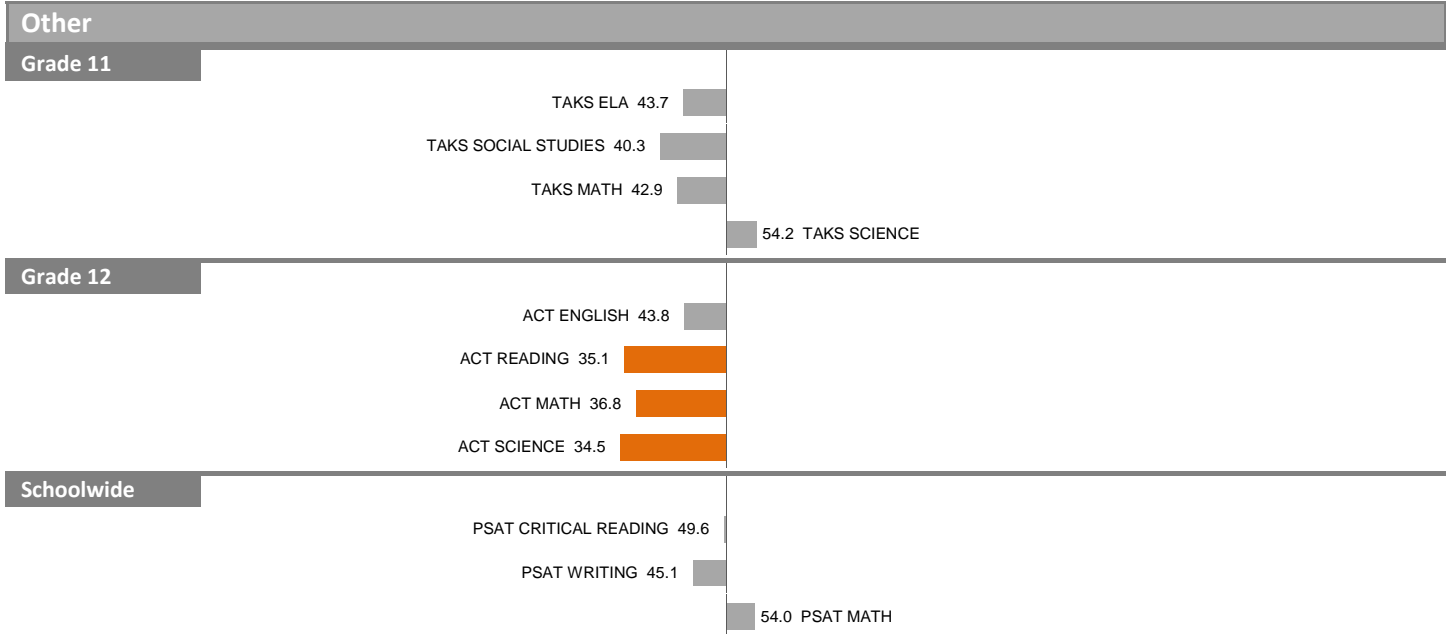
## 2012-13 School Effectiveness Index (SEI) Detail

**380–WILMER-HUTCHINS HIGH SCHOOL**

**Overall SEI: 44.4**

2013-14 DIVISION 5

AEIS Rating: Improvement Required



NOTES: "Overall SEI" has an average of 50 and standard deviation of 5; the range for an "average" overall SEI is 45 to 55. Component SEIs (e.g. "Grade 5 STAAR READING" or "PSAT WRITING") each have an average of 50 and standard deviation of 10; the range for an "average" component SEI is 40 to 60. Component SEIs are computed only if at least eight students are included.