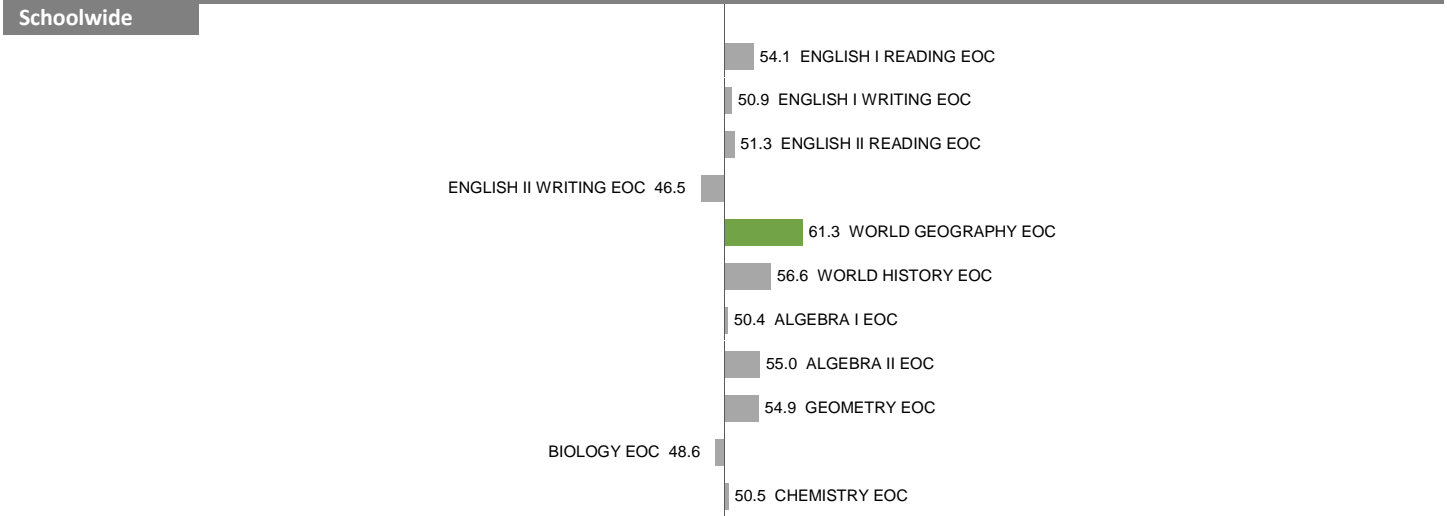


2012-13 School Effectiveness Index (SEI) Detail

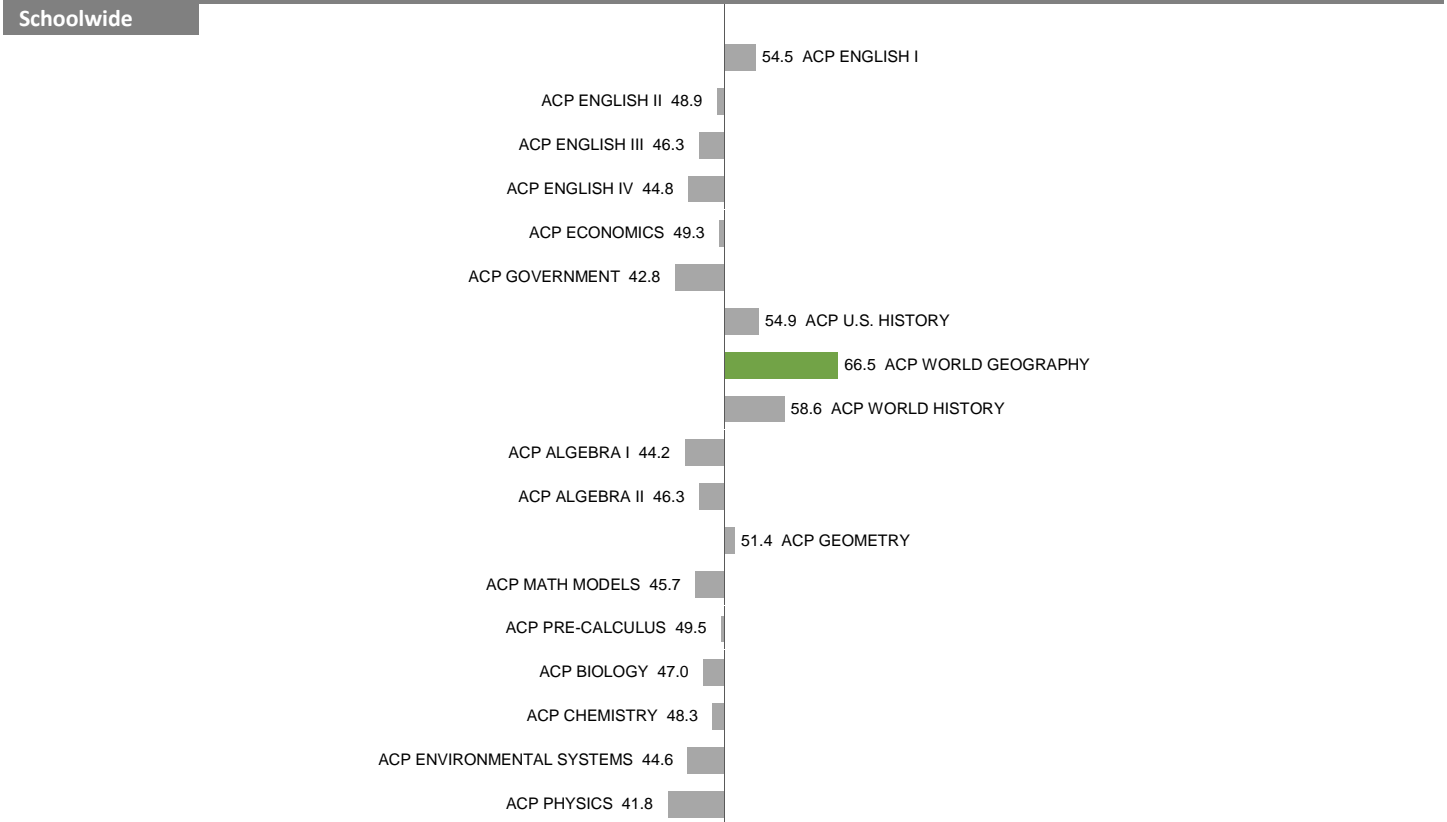
1-BRYAN ADAMS
2013-14 DIVISION 5

Overall SEI: 51.3
AEIS Rating: Met Standard

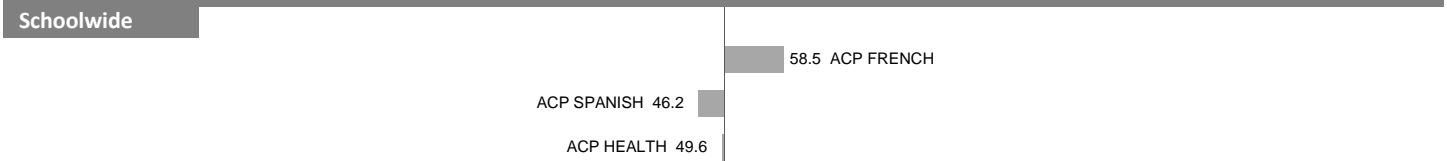
STAAR



Core ACP



Other ACP




NOTES: "Overall SEI" has an average of 50 and standard deviation of 5; the range for an "average" overall SEI is 45 to 55. Component SEIs (e.g. "Grade 5 STAAR READING" or "PSAT WRITING") each have an average of 50 and standard deviation of 10; the range for an "average" component SEI is 40 to 60. Component SEIs are computed only if at least eight students are included.

2012-13 School Effectiveness Index (SEI) Detail

1-BRYAN ADAMS
2013-14 DIVISION 5

Overall SEI: 51.3
AEIS Rating: Met Standard




NOTES: "Overall SEI" has an average of 50 and standard deviation of 5; the range for an "average" overall SEI is 45 to 55. Component SEIs (e.g. "Grade 5 STAAR READING" or "PSAT WRITING") each have an average of 50 and standard deviation of 10; the range for an "average" component SEI is 40 to 60. Component SEIs are computed only if at least eight students are included.

2012-13 School Effectiveness Index (SEI) Detail

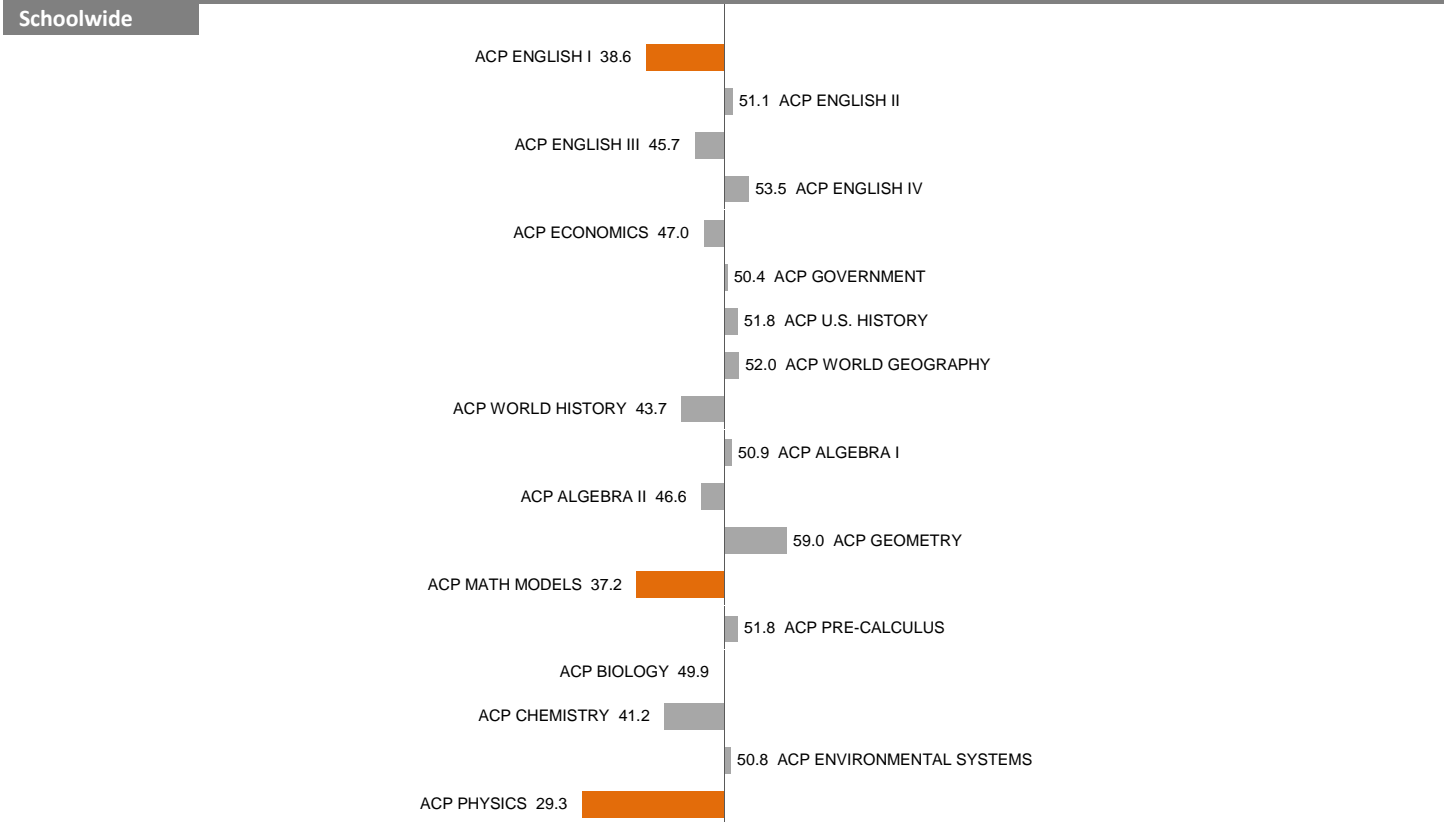
2-W.H. ADAMSON
2013-14 DIVISION 5

Overall SEI: 46.1
AEIS Rating: Met Standard

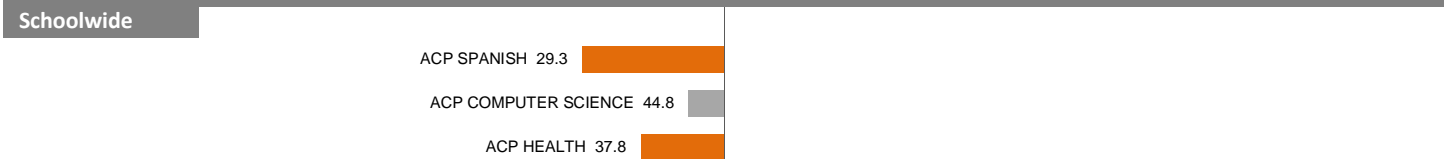
STAAR



Core ACP



Other ACP



NOTES: "Overall SEI" has an average of 50 and standard deviation of 5; the range for an "average" overall SEI is 45 to 55. Component SEIs (e.g. "Grade 5 STAAR READING" or "PSAT WRITING") each have an average of 50 and standard deviation of 10; the range for an "average" component SEI is 40 to 60. Component SEIs are computed only if at least eight students are included.

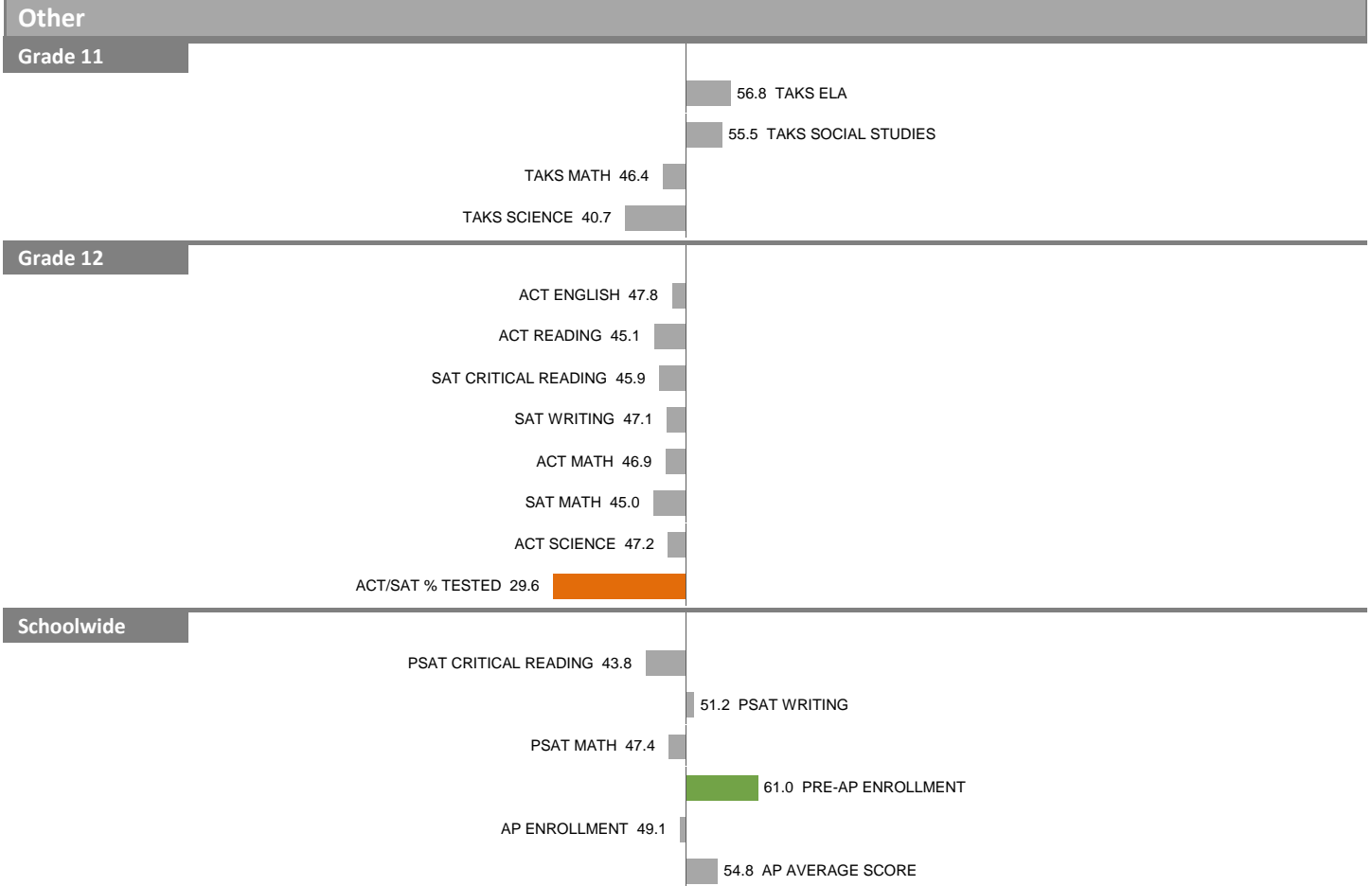
2012-13 School Effectiveness Index (SEI) Detail

2-W.H. ADAMSON

2013-14 DIVISION 5

Overall SEI: 46.1

AEIS Rating: Met Standard



NOTES: "Overall SEI" has an average of 50 and standard deviation of 5; the range for an "average" overall SEI is 45 to 55. Component SEIs (e.g. "Grade 5 STAAR READING" or "PSAT WRITING") each have an average of 50 and standard deviation of 10; the range for an "average" component SEI is 40 to 60. Component SEIs are computed only if at least eight students are included.

2012-13 School Effectiveness Index (SEI) Detail


3-A. MACEO SMITH NEW TECH

Overall SEI: 55.6


2013-14 DIVISION 5 (NO FP)

AEIS Rating: Met Standard

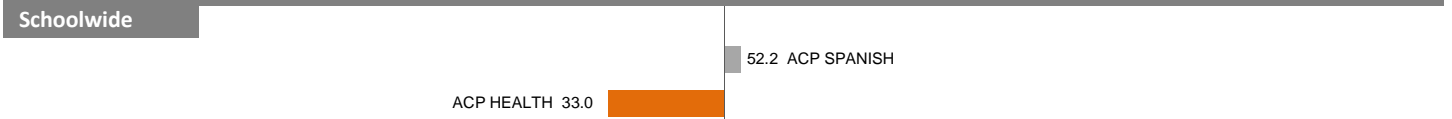
STAAR




Core ACP



Other ACP



Other



NOTES: "Overall SEI" has an average of 50 and standard deviation of 5; the range for an "average" overall SEI is 45 to 55. Component SEIs (e.g. "Grade 5 STAAR READING" or "PSAT WRITING") each have an average of 50 and standard deviation of 10; the range for an "average" component SEI is 40 to 60. Component SEIs are computed only if at least eight students are included.

2012-13 School Effectiveness Index (SEI) Detail

9-LINCOLN

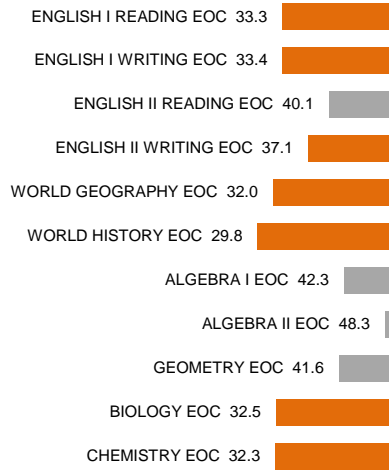
2013-14 DIVISION 5

Overall SEI: 39.0

AEIS Rating: Met Standard

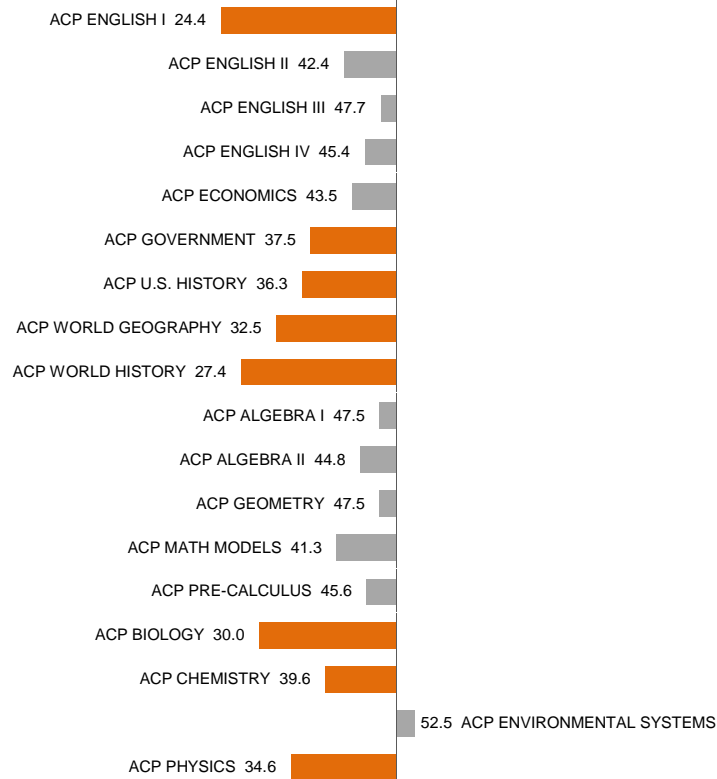
STAAR

Schoolwide



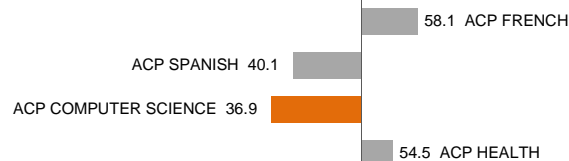
Core ACP

Schoolwide



Other ACP

Schoolwide



NOTES: "Overall SEI" has an average of 50 and standard deviation of 5; the range for an "average" overall SEI is 45 to 55. Component SEIs (e.g. "Grade 5 STAAR READING" or "PSAT WRITING") each have an average of 50 and standard deviation of 10; the range for an "average" component SEI is 40 to 60. Component SEIs are computed only if at least eight students are included.

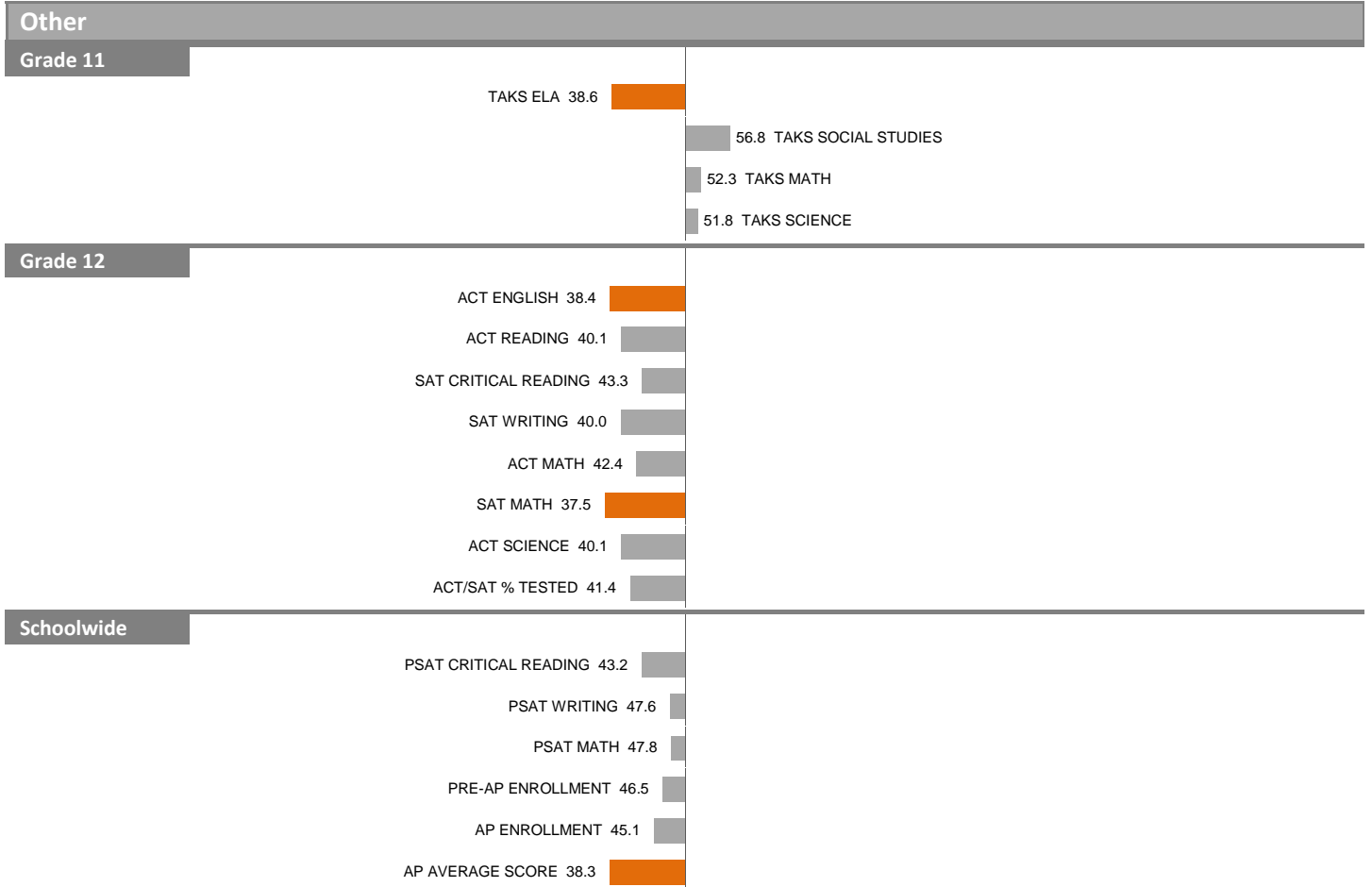
2012-13 School Effectiveness Index (SEI) Detail

9-LINCOLN

Overall SEI: 39.0

2013-14 DIVISION 5

AEIS Rating: Met Standard



NOTES: "Overall SEI" has an average of 50 and standard deviation of 5; the range for an "average" overall SEI is 45 to 55. Component SEIs (e.g. "Grade 5 STAAR READING" or "PSAT WRITING") each have an average of 50 and standard deviation of 10; the range for an "average" component SEI is 40 to 60. Component SEIs are computed only if at least eight students are included.

2012-13 School Effectiveness Index (SEI) Detail


15-SEAGOVILLE HIGH SCHOOL

Overall SEI: 47.5

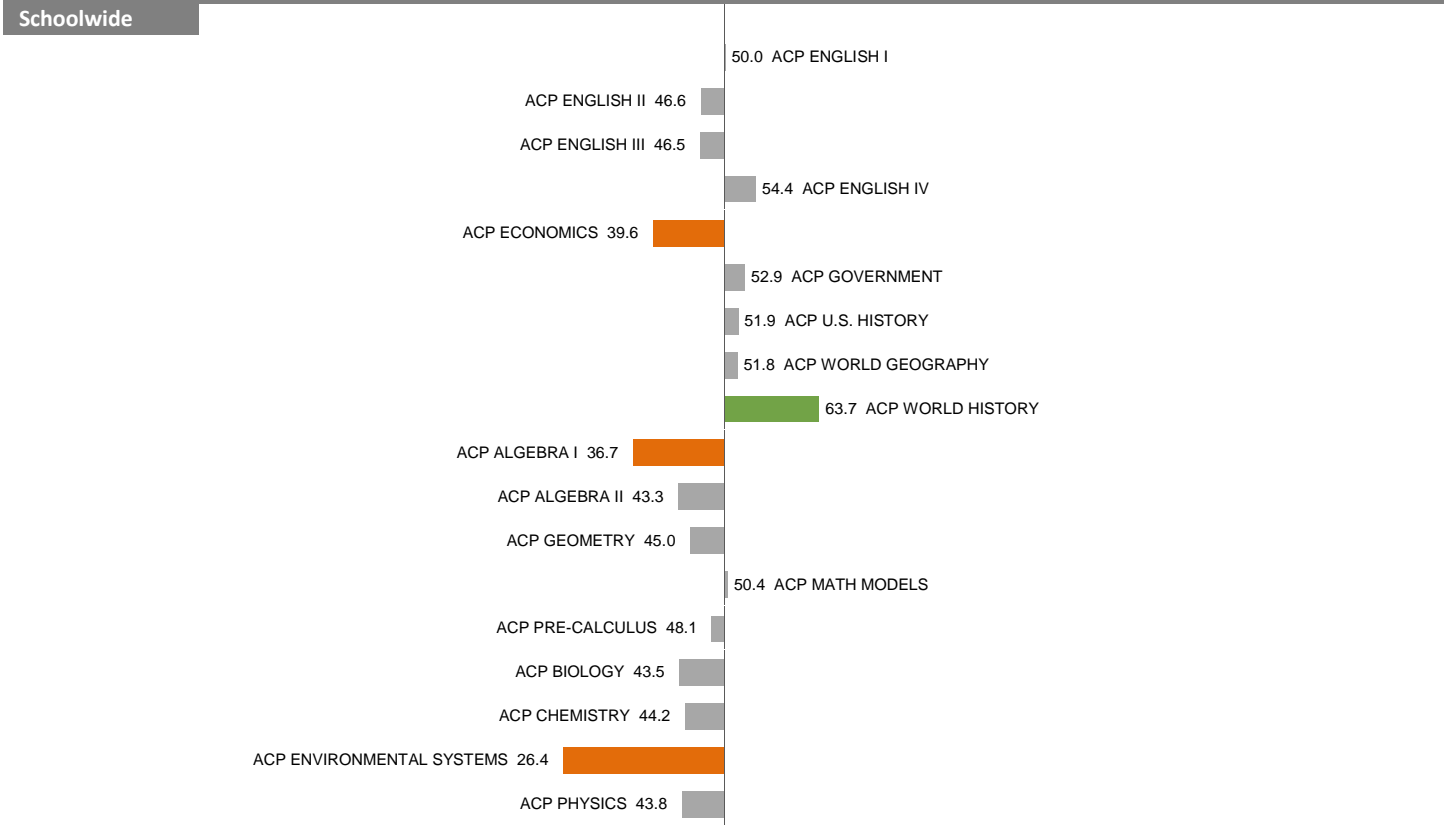
2013-14 DIVISION 5

AEIS Rating: Met Standard

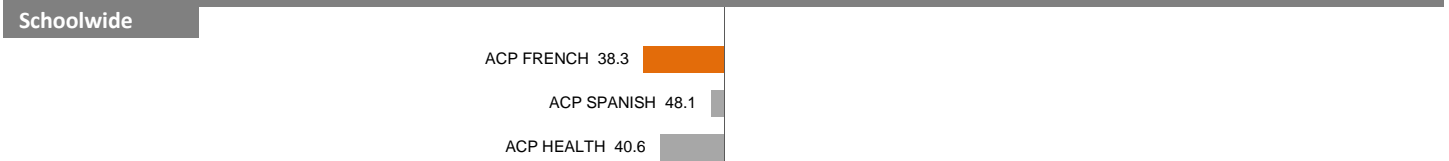
STAAR



Core ACP



Other ACP



NOTES: "Overall SEI" has an average of 50 and standard deviation of 5; the range for an "average" overall SEI is 45 to 55. Component SEIs (e.g. "Grade 5 STAAR READING" or "PSAT WRITING") each have an average of 50 and standard deviation of 10; the range for an "average" component SEI is 40 to 60. Component SEIs are computed only if at least eight students are included.

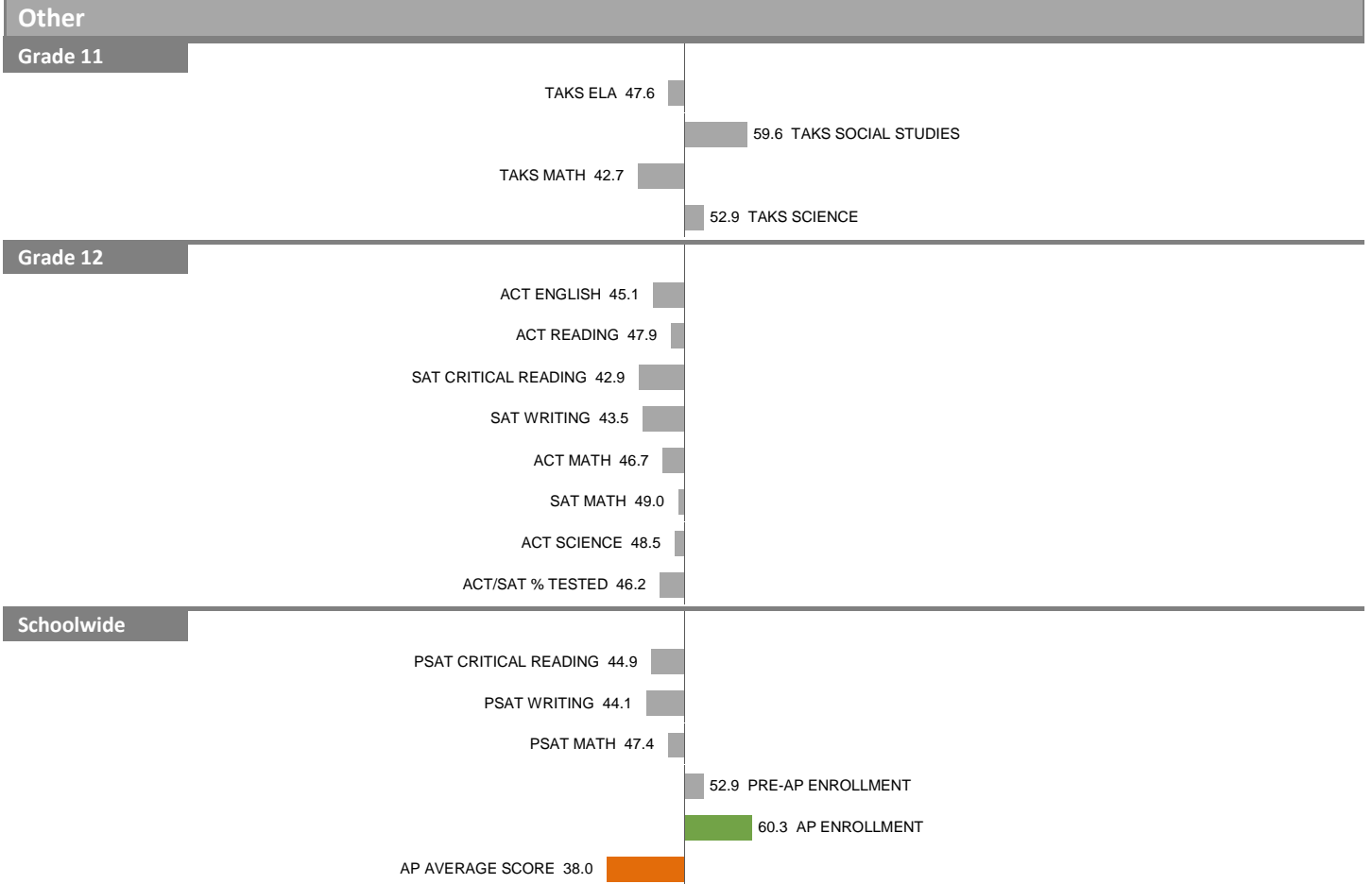
2012-13 School Effectiveness Index (SEI) Detail

15-SEAGOVILLE HIGH SCHOOL

Overall SEI: 47.5

2013-14 DIVISION 5

AEIS Rating: Met Standard



NOTES: "Overall SEI" has an average of 50 and standard deviation of 5; the range for an "average" overall SEI is 45 to 55. Component SEIs (e.g. "Grade 5 STAAR READING" or "PSAT WRITING") each have an average of 50 and standard deviation of 10; the range for an "average" component SEI is 40 to 60. Component SEIs are computed only if at least eight students are included.

2012-13 School Effectiveness Index (SEI) Detail

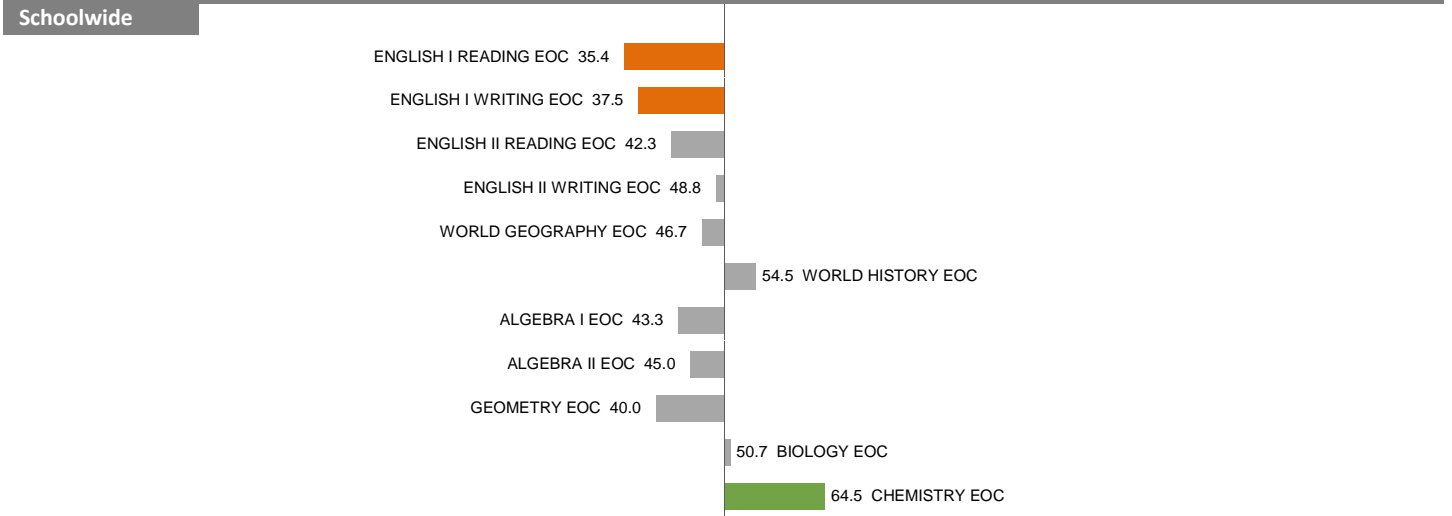
17-H. GRADY SPRUCE

2013-14 DIVISION 5

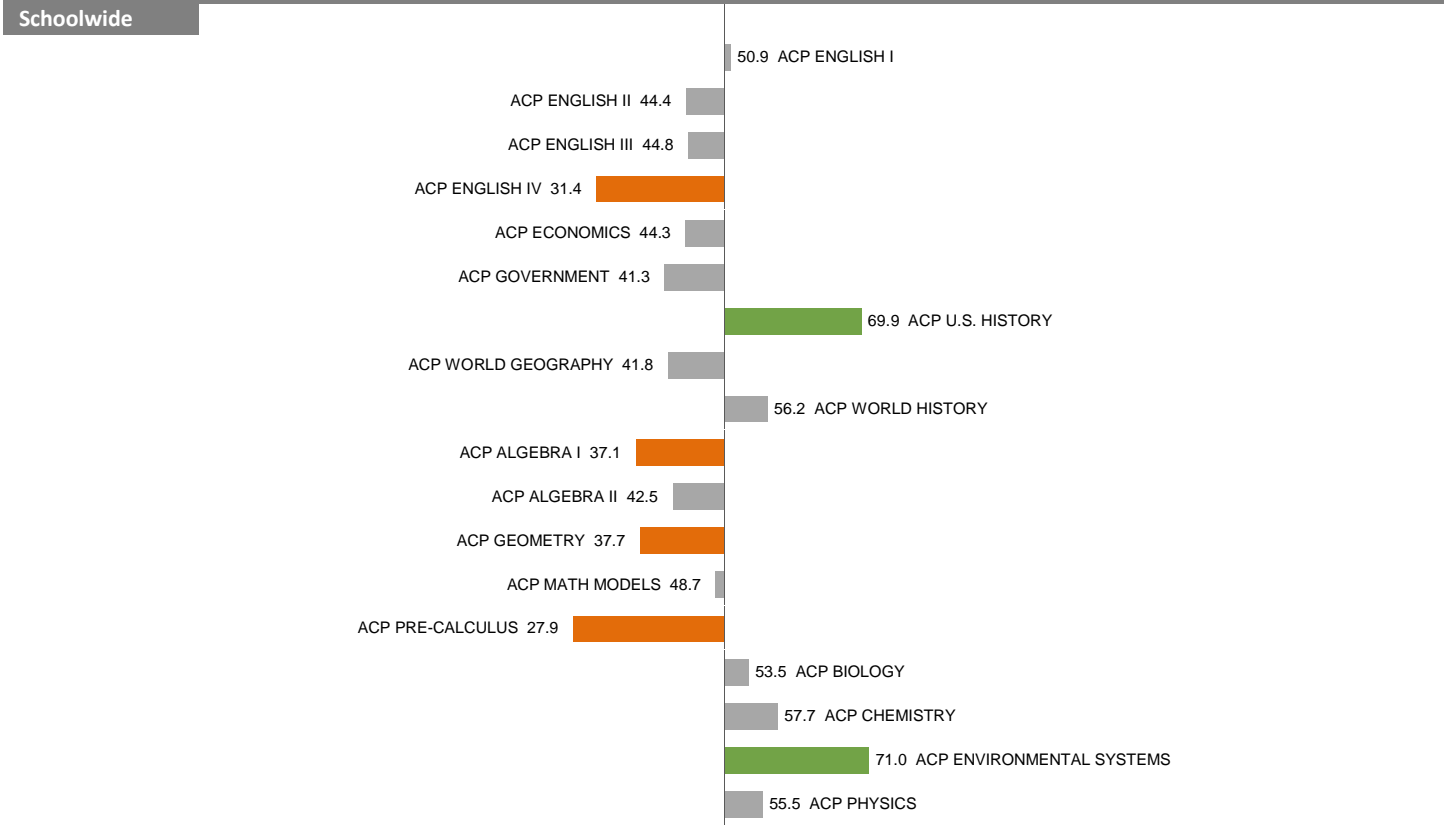
Overall SEI: 47.0

AEIS Rating: Met Standard

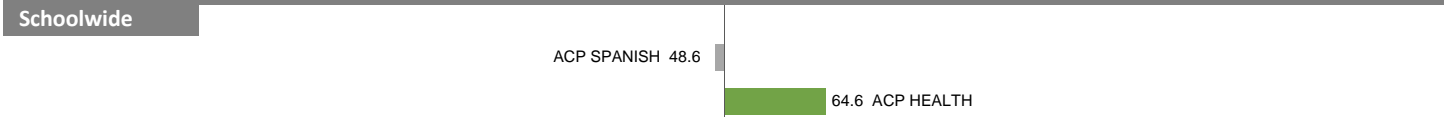
STAAR



Core ACP



Other ACP



NOTES: "Overall SEI" has an average of 50 and standard deviation of 5; the range for an "average" overall SEI is 45 to 55. Component SEIs (e.g. "Grade 5 STAAR READING" or "PSAT WRITING") each have an average of 50 and standard deviation of 10; the range for an "average" component SEI is 40 to 60. Component SEIs are computed only if at least eight students are included.

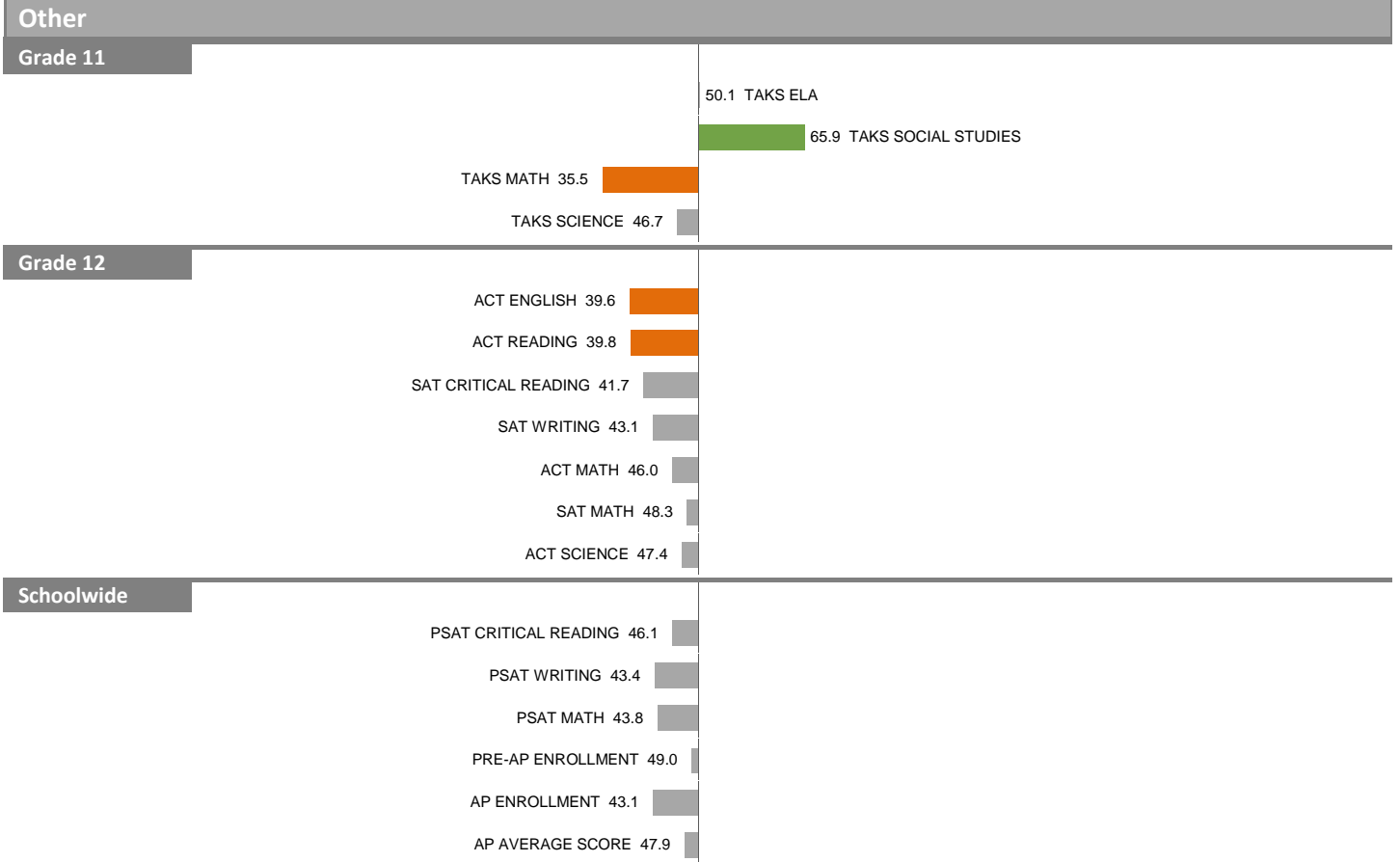
2012-13 School Effectiveness Index (SEI) Detail

17-H. GRADY SPRUCE

2013-14 DIVISION 5

Overall SEI: 47.0

AEIS Rating: Met Standard



NOTES: "Overall SEI" has an average of 50 and standard deviation of 5; the range for an "average" overall SEI is 45 to 55. Component SEIs (e.g. "Grade 5 STAAR READING" or "PSAT WRITING") each have an average of 50 and standard deviation of 10; the range for an "average" component SEI is 40 to 60. Component SEIs are computed only if at least eight students are included.

2012-13 School Effectiveness Index (SEI) Detail

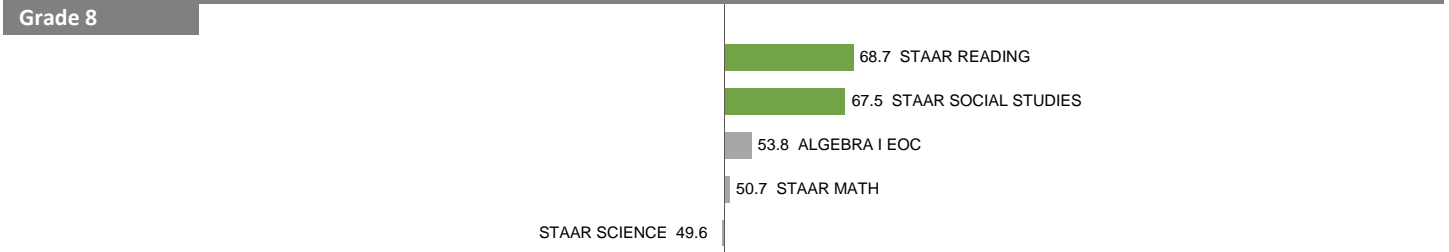
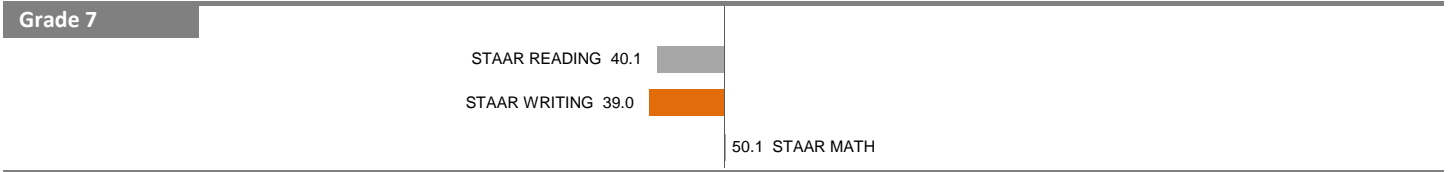
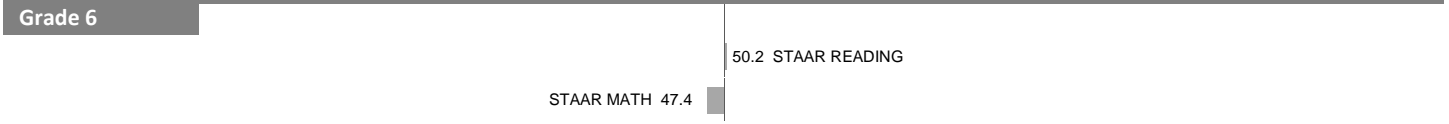
45-E.B. COMSTOCK

2013-14 DIVISION 5

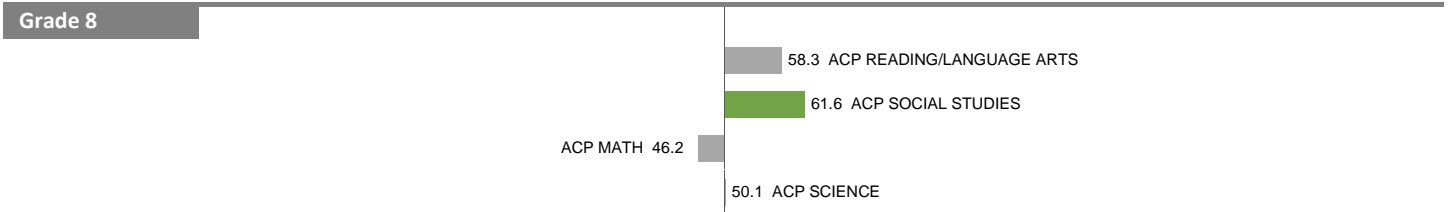
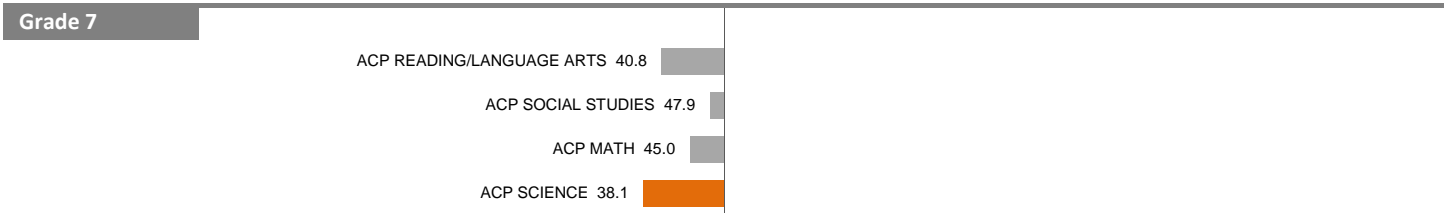
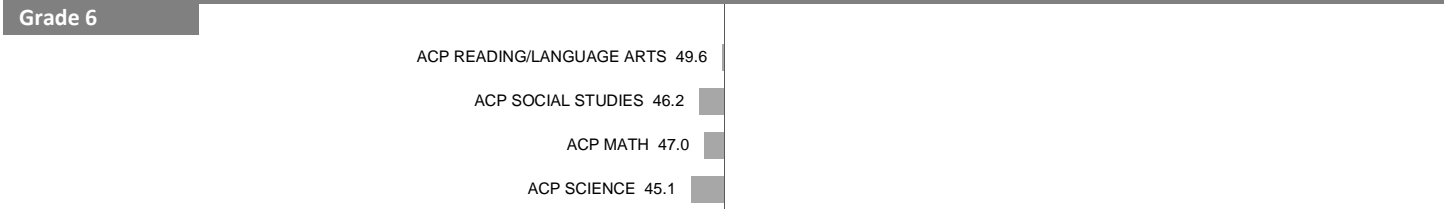
Overall SEI: 49.9

AEIS Rating: Met Standard

STAAR



Core ACP



Other ACP



Other

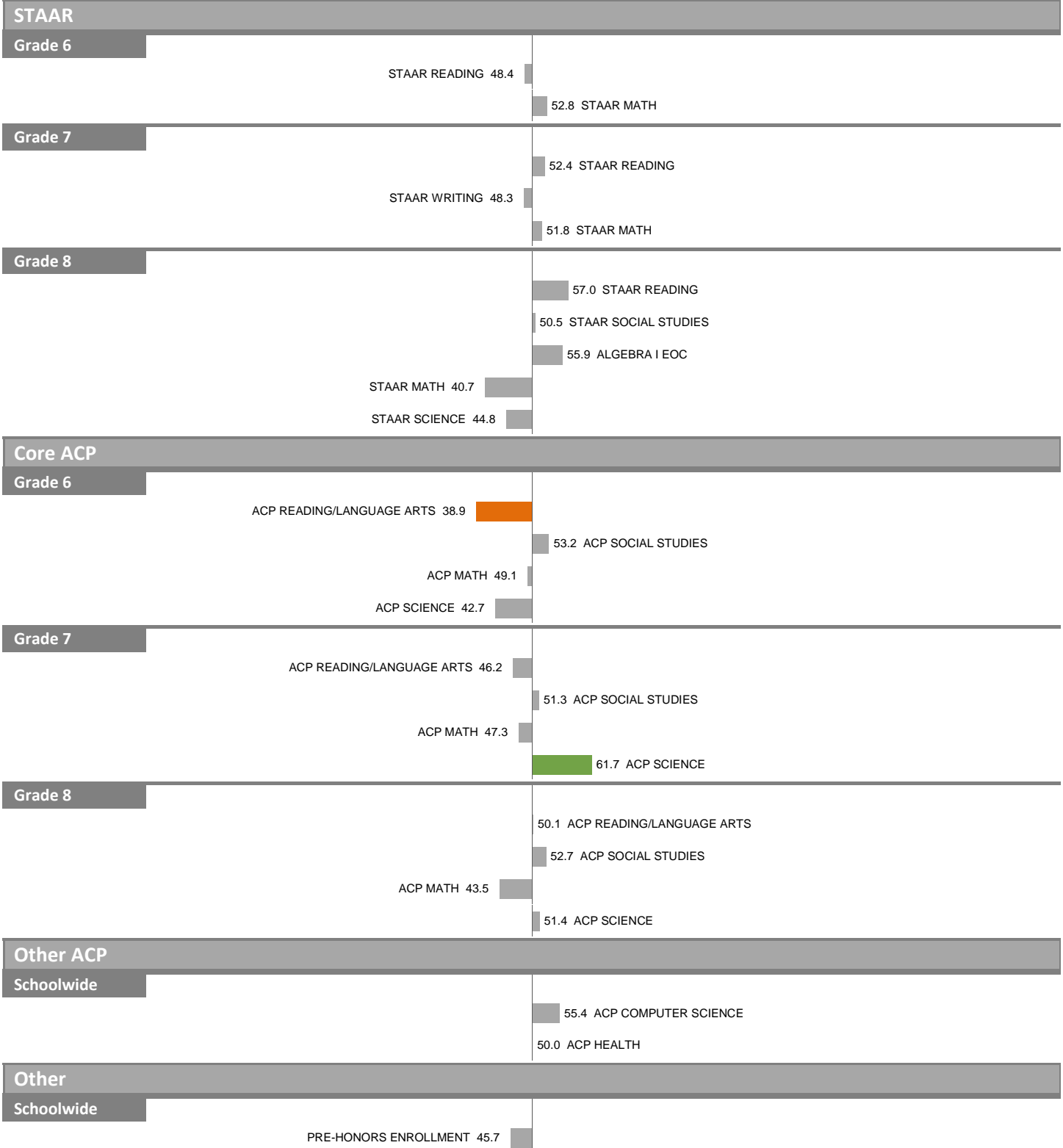


NOTES: "Overall SEI" has an average of 50 and standard deviation of 5; the range for an "average" overall SEI is 45 to 55. Component SEIs (e.g. "Grade 5 STAAR READING" or "PSAT WRITING") each have an average of 50 and standard deviation of 10; the range for an "average" component SEI is 40 to 60. Component SEIs are computed only if at least eight students are included.

2012-13 School Effectiveness Index (SEI) Detail

48-W.H. GASTON
2013-14 DIVISION 5

Overall SEI: 49.8
AEIS Rating: Met Standard

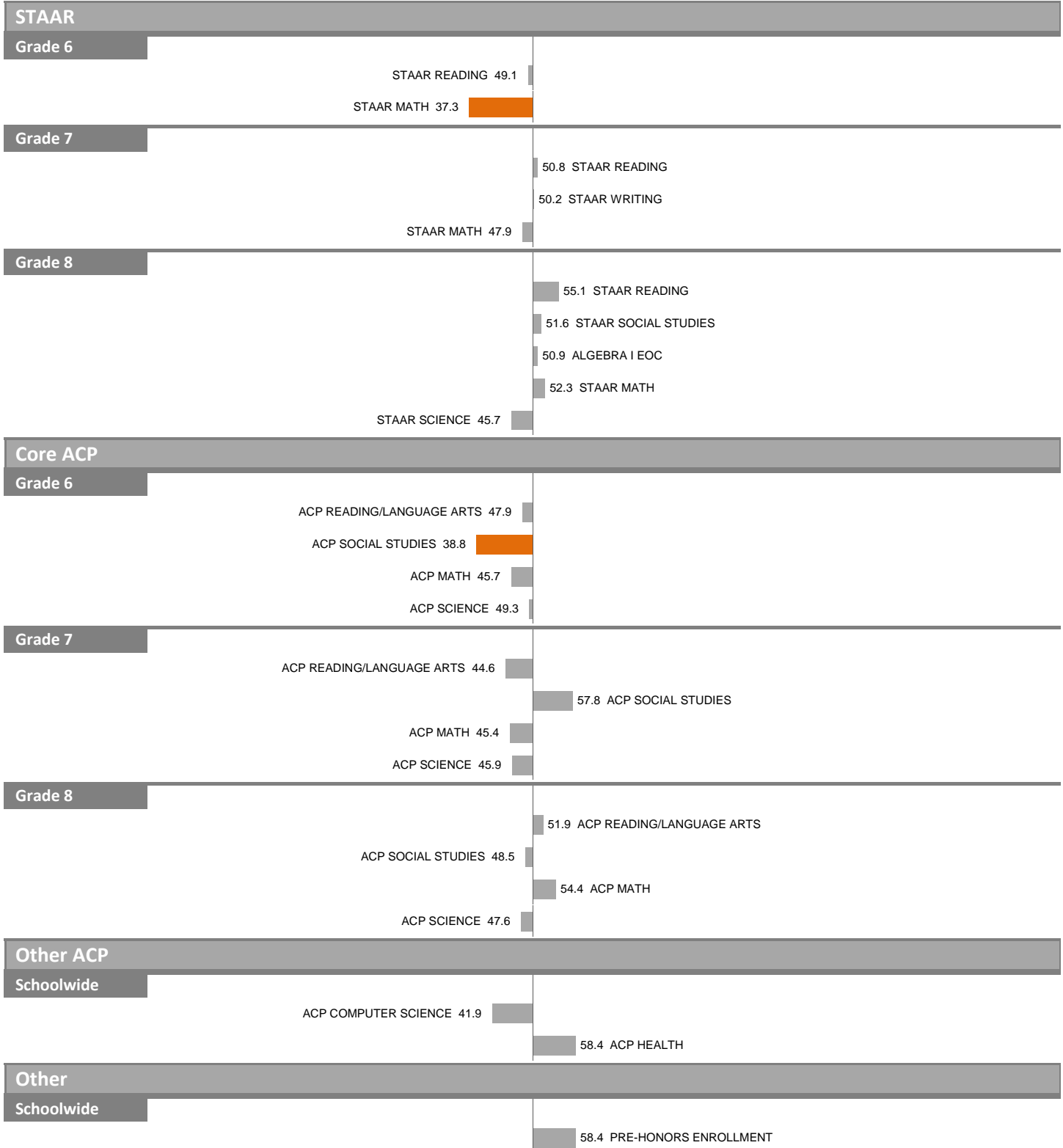


NOTES: "Overall SEI" has an average of 50 and standard deviation of 5; the range for an "average" overall SEI is 45 to 55. Component SEIs (e.g. "Grade 5 STAAR READING" or "PSAT WRITING") each have an average of 50 and standard deviation of 10; the range for an "average" component SEI is 40 to 60. Component SEIs are computed only if at least eight students are included.

2012-13 School Effectiveness Index (SEI) Detail

50-ROBERT T. HILL
2013-14 DIVISION 5

Overall SEI: 49.3
AEIS Rating: Met Standard



NOTES: "Overall SEI" has an average of 50 and standard deviation of 5; the range for an "average" overall SEI is 45 to 55. Component SEIs (e.g. "Grade 5 STAAR READING" or "PSAT WRITING") each have an average of 50 and standard deviation of 10; the range for an "average" component SEI is 40 to 60. Component SEIs are computed only if at least eight students are included.


2012-13 School Effectiveness Index (SEI) Detail

65-PEARL C. ANDERSON (CLOSED)

Overall SEI: 49.6

2013-14 DIVISION 5 (CLOSED)

AEIS Rating: Met Standard



NOTES: "Overall SEI" has an average of 50 and standard deviation of 5; the range for an "average" overall SEI is 45 to 55. Component SEIs (e.g. "Grade 5 STAAR READING" or "PSAT WRITING") each have an average of 50 and standard deviation of 10; the range for an "average" component SEI is 40 to 60. Component SEIs are computed only if at least eight students are included.

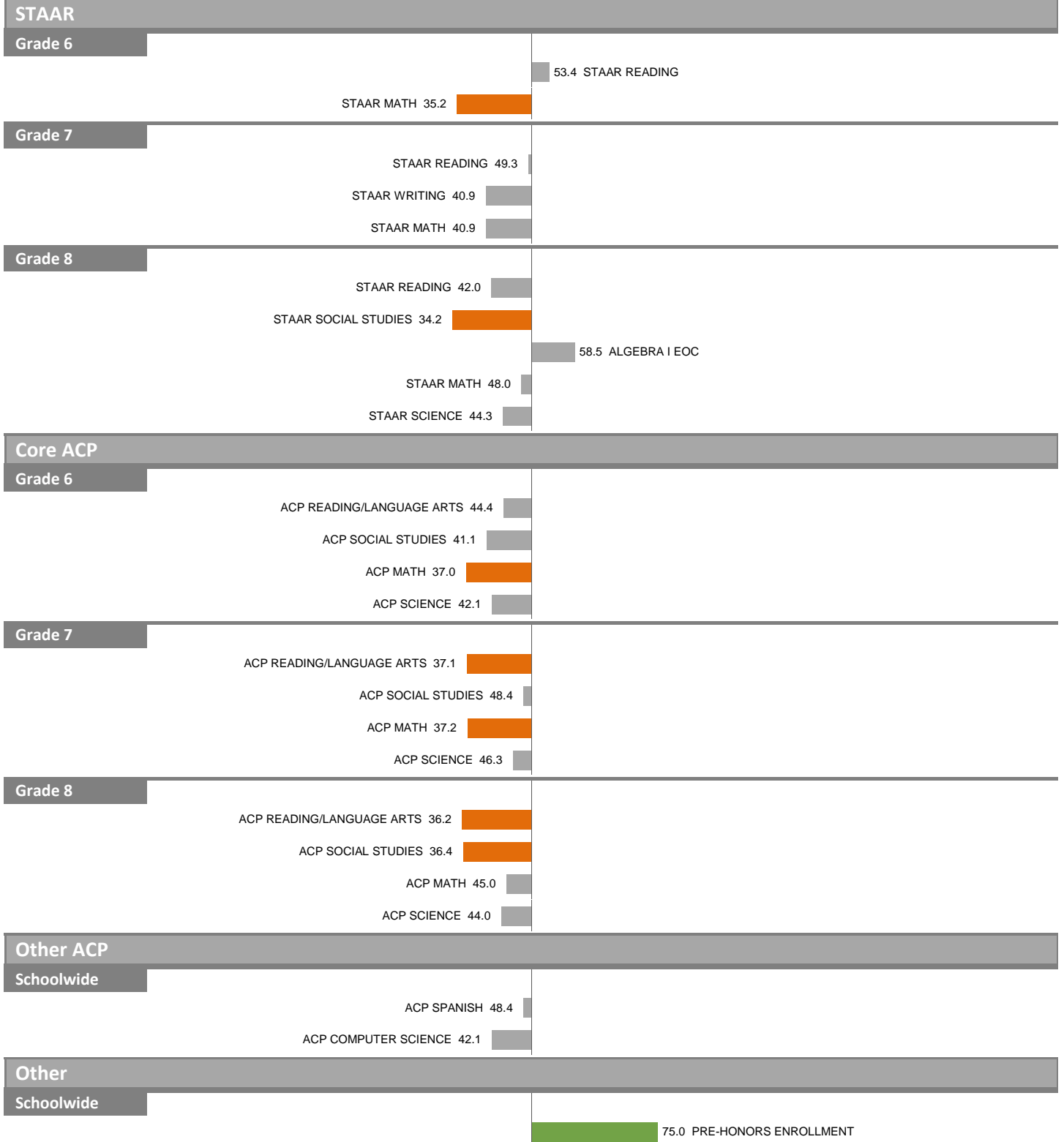
2012-13 School Effectiveness Index (SEI) Detail

69-SEAGOVILLE MIDDLE SCHOOL

Overall SEI: 42.8

2013-14 DIVISION 5

AEIS Rating: Met Standard



NOTES: "Overall SEI" has an average of 50 and standard deviation of 5; the range for an "average" overall SEI is 45 to 55. Component SEIs (e.g. "Grade 5 STAAR READING" or "PSAT WRITING") each have an average of 50 and standard deviation of 10; the range for an "average" component SEI is 40 to 60. Component SEIs are computed only if at least eight students are included.

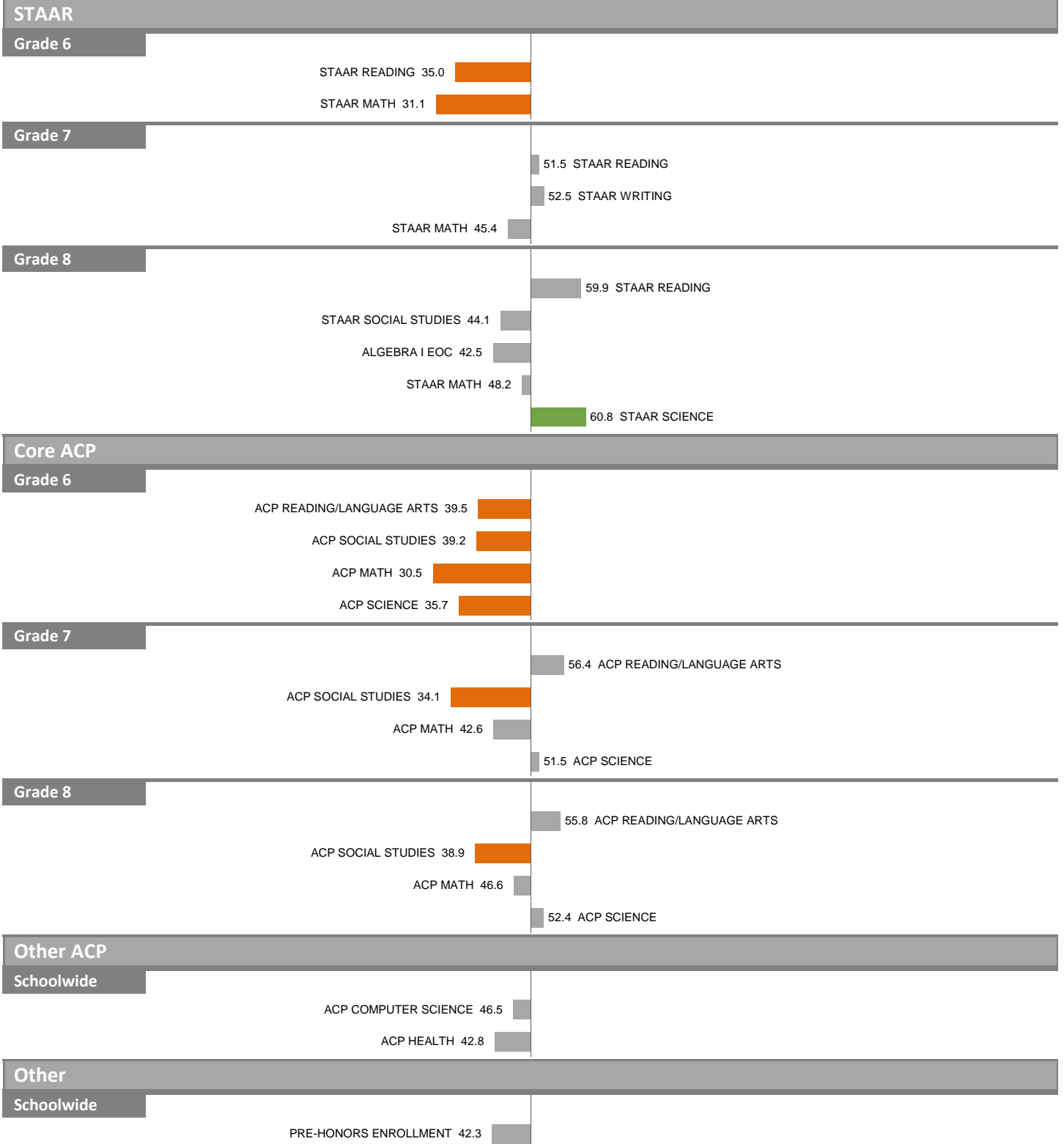
2012-13 School Effectiveness Index (SEI) Detail

77-HECTOR P. GARCIA

2013-14 DIVISION 5

Overall SEI: 47.2

AEIS Rating: Met Standard



NOTES: "Overall SEI" has an average of 50 and standard deviation of 5; the range for an "average" overall SEI is 45 to 55. Component SEIs (e.g. "Grade 5 STAAR READING" or "PSAT WRITING") each have an average of 50 and standard deviation of 10; the range for an "average" component SEI is 40 to 60. Component SEIs are computed only if at least eight students are included.

2012-13 School Effectiveness Index (SEI) Detail

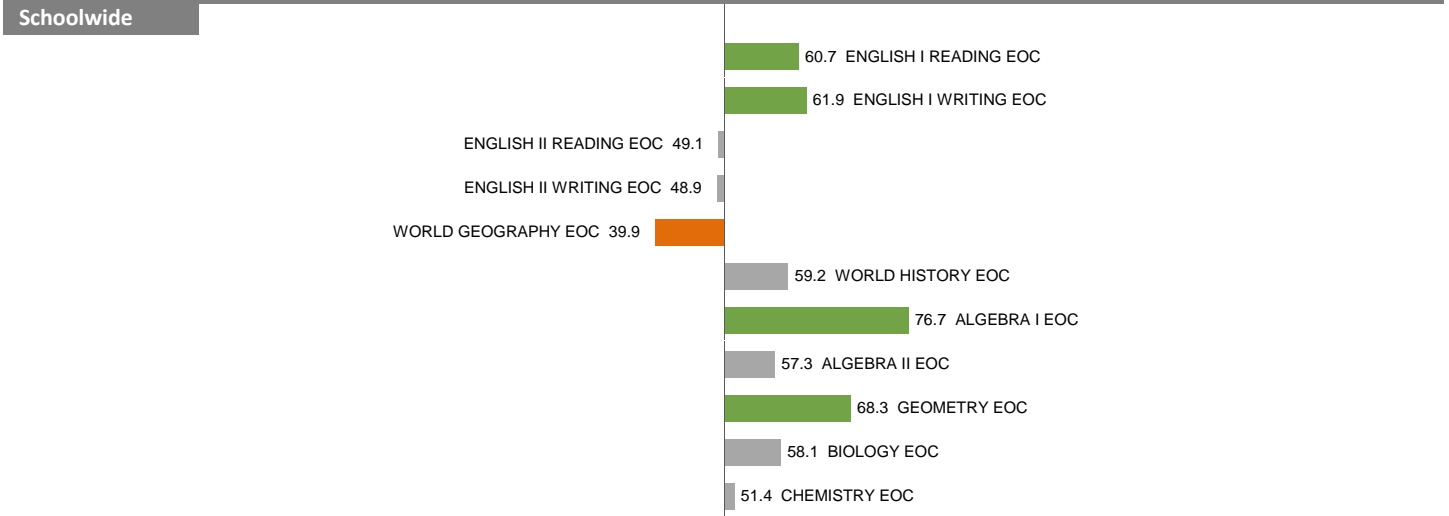
85-KATHLYN J. GILLIAM COLLEGIATE ACADEMY

Overall SEI: 58.0

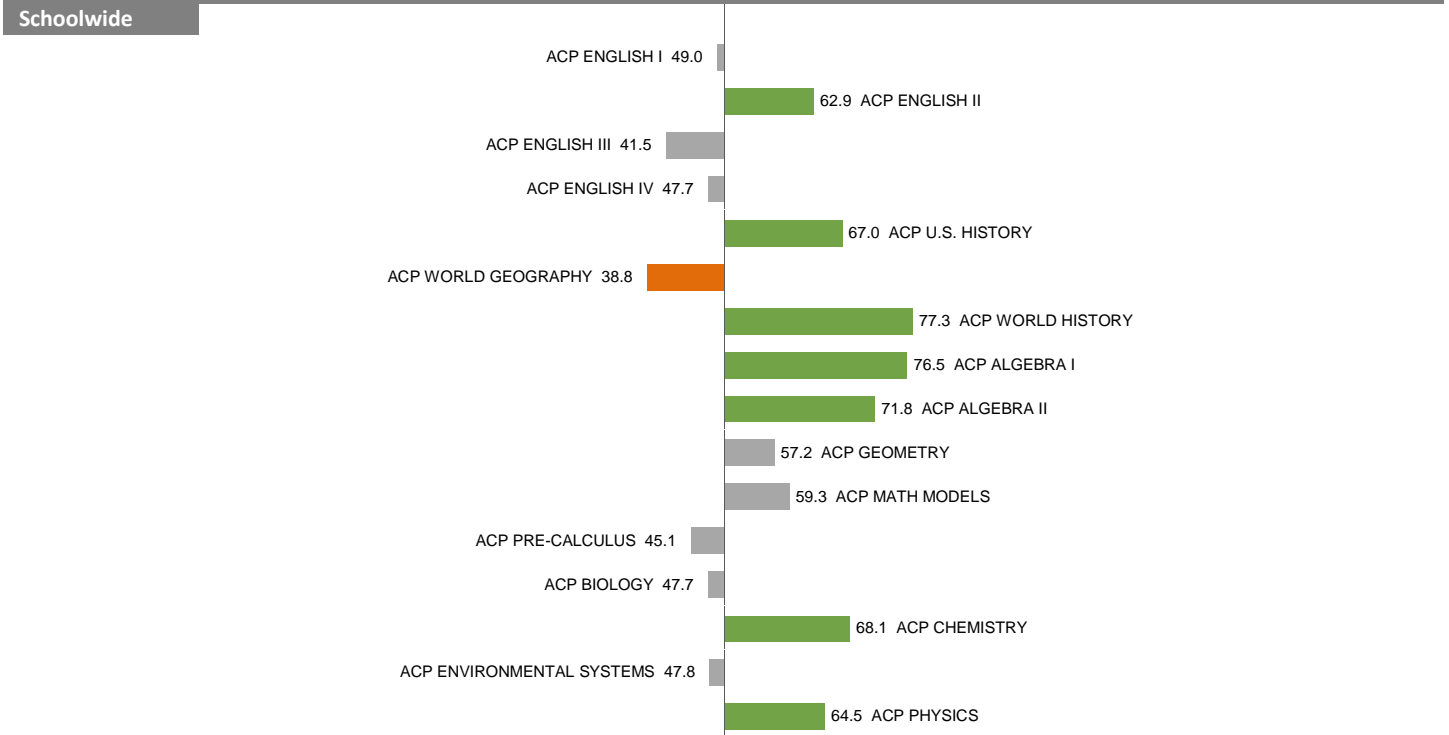
2013-14 DIVISION 5 (NO FP)

AEIS Rating: Met Standard

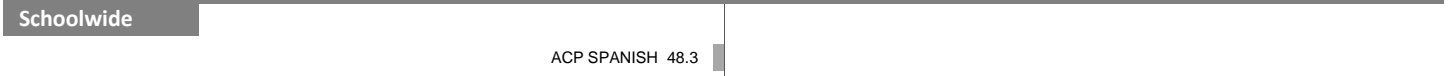
STAAR



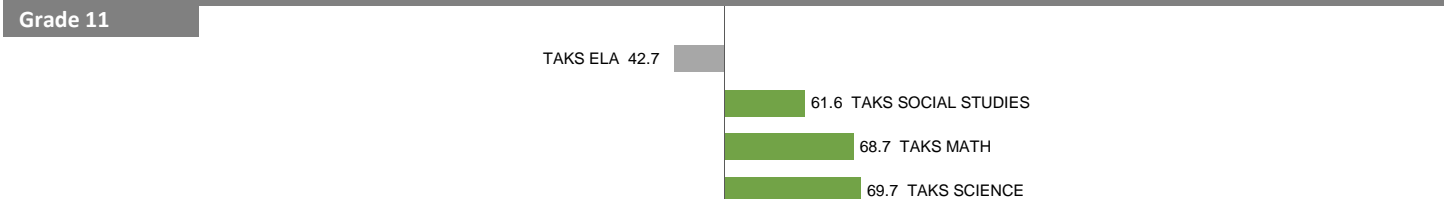
Core ACP



Other ACP



Other



NOTES: "Overall SEI" has an average of 50 and standard deviation of 5; the range for an "average" overall SEI is 45 to 55. Component SEIs (e.g. "Grade 5 STAAR READING" or "PSAT WRITING") each have an average of 50 and standard deviation of 10; the range for an "average" component SEI is 40 to 60. Component SEIs are computed only if at least eight students are included.

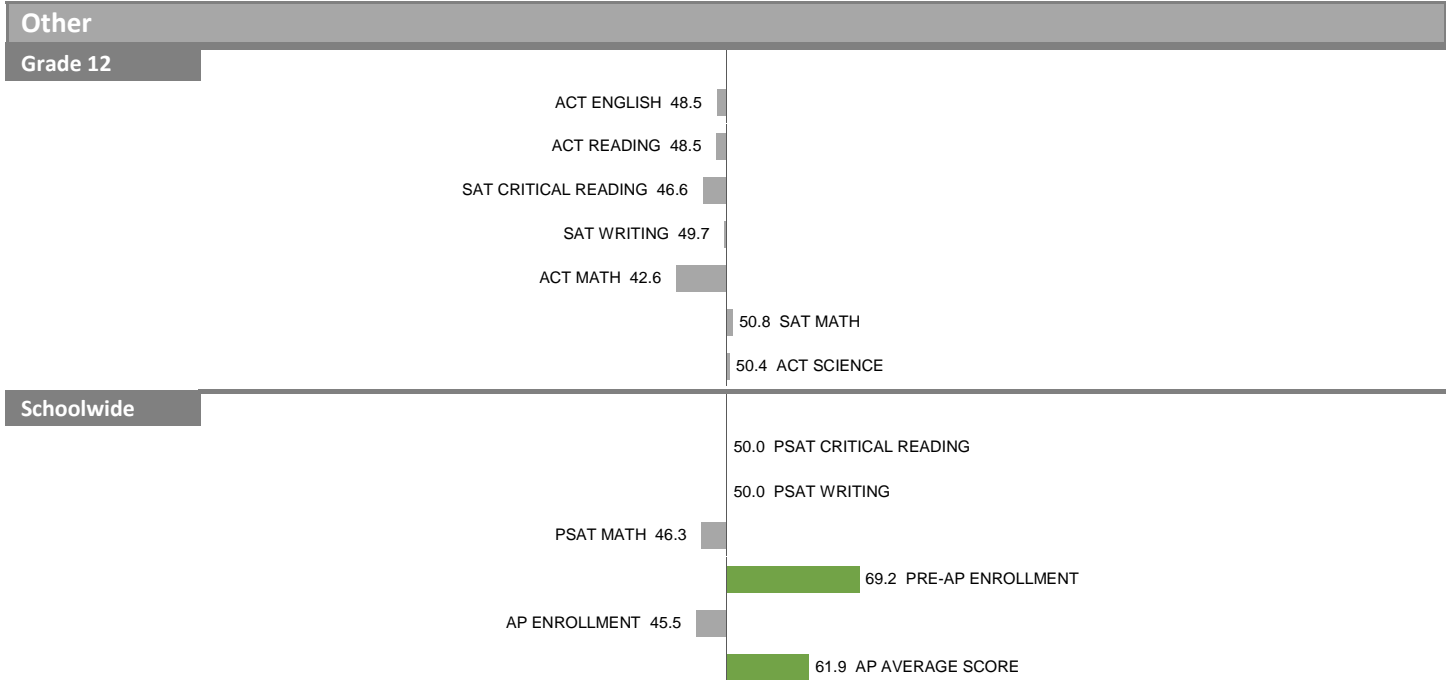
2012-13 School Effectiveness Index (SEI) Detail

85–KATHLYN J. GILLIAM COLLEGIATE ACADEMY

Overall SEI: 58.0

2013-14 DIVISION 5 (NO FP)

AEIS Rating: Met Standard



NOTES: "Overall SEI" has an average of 50 and standard deviation of 5; the range for an "average" overall SEI is 45 to 55. Component SEIs (e.g. "Grade 5 STAAR READING" or "PSAT WRITING") each have an average of 50 and standard deviation of 10; the range for an "average" component SEI is 40 to 60. Component SEIs are computed only if at least eight students are included.

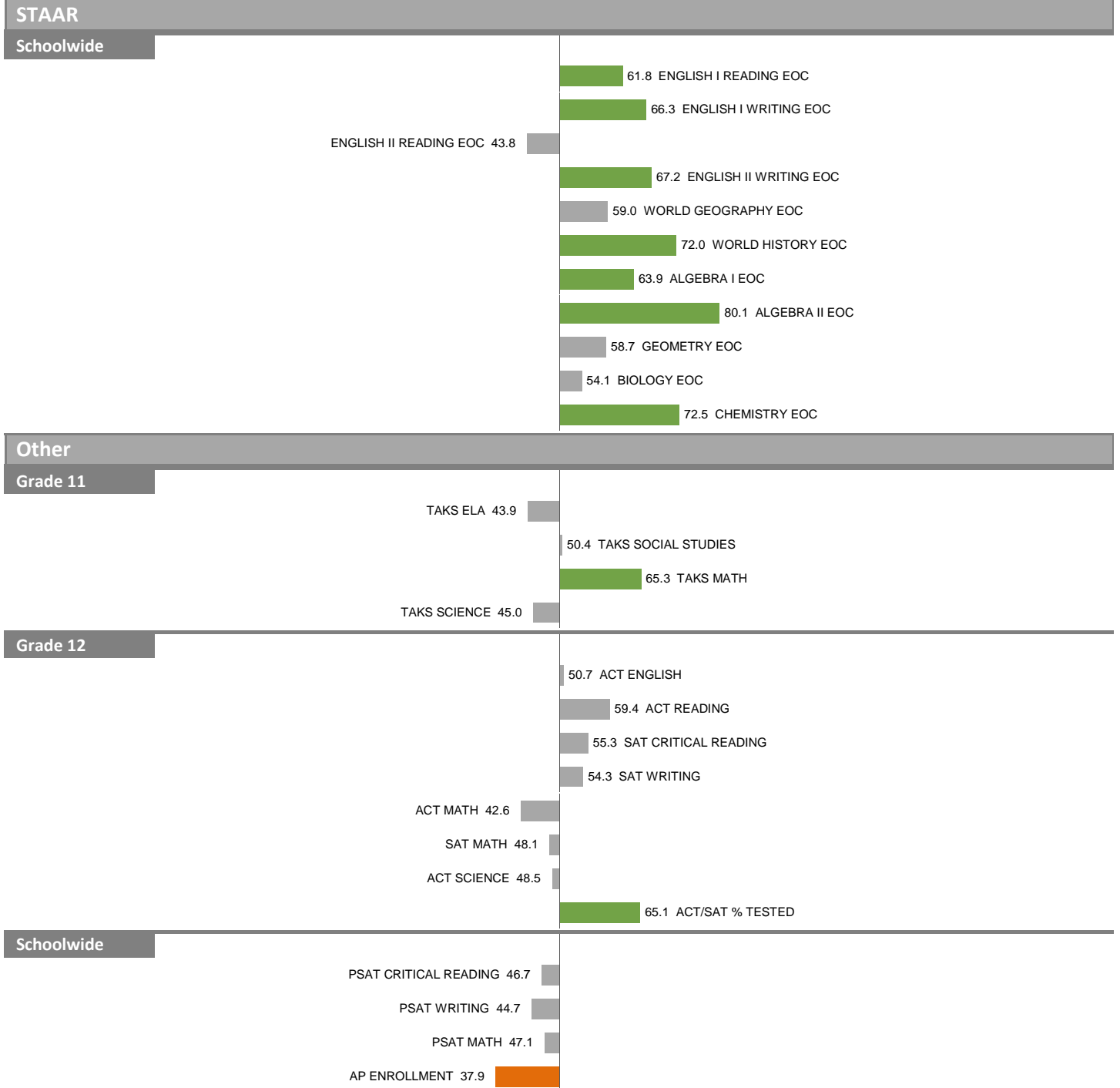
2012-13 School Effectiveness Index (SEI) Detail

90-W.L. LASSITER JR. EARLY COLLEGE HS AT EL CENTRO

Overall SEI: 58.8

2013-14 DIVISION 5 (NO FP)

AEIS Rating: Met Standard



NOTES: "Overall SEI" has an average of 50 and standard deviation of 5; the range for an "average" overall SEI is 45 to 55. Component SEIs (e.g. "Grade 5 STAAR READING" or "PSAT WRITING") each have an average of 50 and standard deviation of 10; the range for an "average" component SEI is 40 to 60. Component SEIs are computed only if at least eight students are included.


2012-13 School Effectiveness Index (SEI) Detail

104–WILLIAM M. ANDERSON

2013-14 DIVISION 5

Overall SEI: 44.1

AEIS Rating: Met Standard



NOTES: "Overall SEI" has an average of 50 and standard deviation of 5; the range for an "average" overall SEI is 45 to 55. Component SEIs (e.g. "Grade 5 STAAR READING" or "PSAT WRITING") each have an average of 50 and standard deviation of 10; the range for an "average" component SEI is 40 to 60. Component SEIs are computed only if at least eight students are included.

2012-13 School Effectiveness Index (SEI) Detail

108-BAYLES

Overall SEI: 45.6

2013-14 DIVISION 5

AEIS Rating: Improvement Required



NOTES: "Overall SEI" has an average of 50 and standard deviation of 5; the range for an "average" overall SEI is 45 to 55. Component SEIs (e.g. "Grade 5 STAAR READING" or "PSAT WRITING") each have an average of 50 and standard deviation of 10; the range for an "average" component SEI is 40 to 60. Component SEIs are computed only if at least eight students are included.

2012-13 School Effectiveness Index (SEI) Detail

109–W.A. BLAIR
2013-14 DIVISION 5

Overall SEI: 48.1
AEIS Rating: Met Standard



NOTES: "Overall SEI" has an average of 50 and standard deviation of 5; the range for an "average" overall SEI is 45 to 55. Component SEIs (e.g. "Grade 5 STAAR READING" or "PSAT WRITING") each have an average of 50 and standard deviation of 10; the range for an "average" component SEI is 40 to 60. Component SEIs are computed only if at least eight students are included.

2012-13 School Effectiveness Index (SEI) Detail


112-JAMES BOWIE

2013-14 DIVISION 5

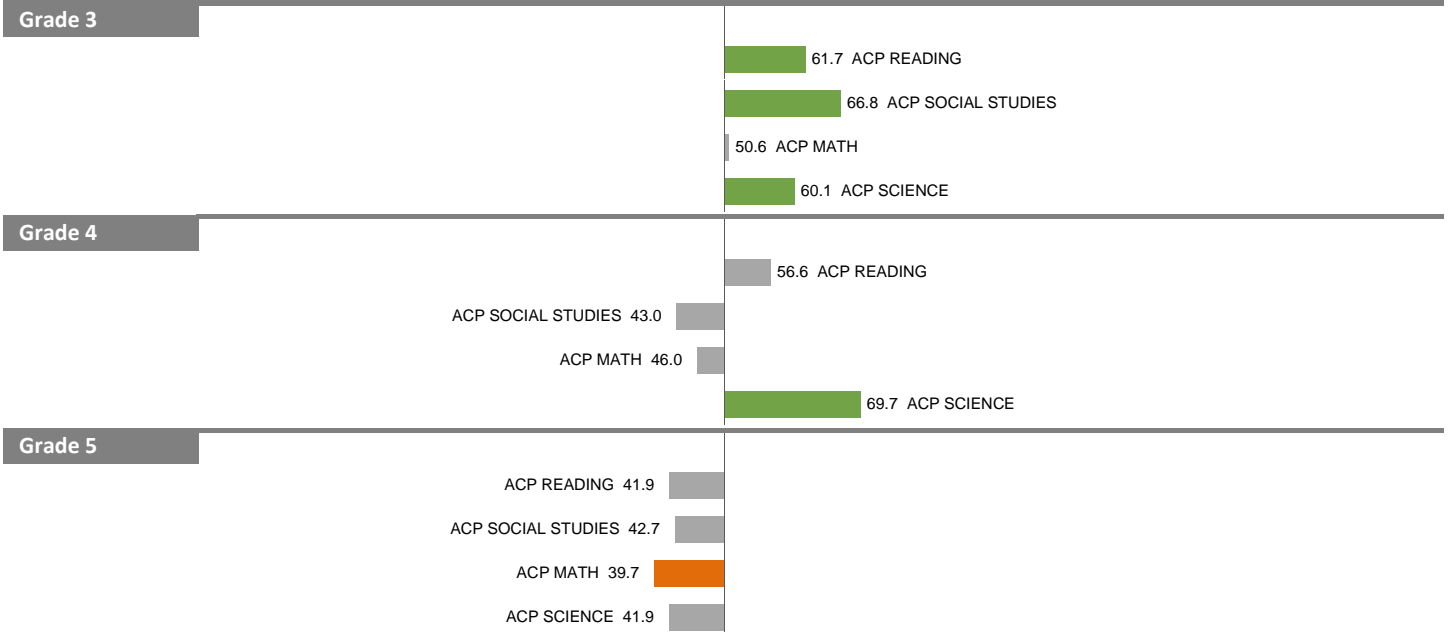
Overall SEI: 48.9

AEIS Rating: Met Standard

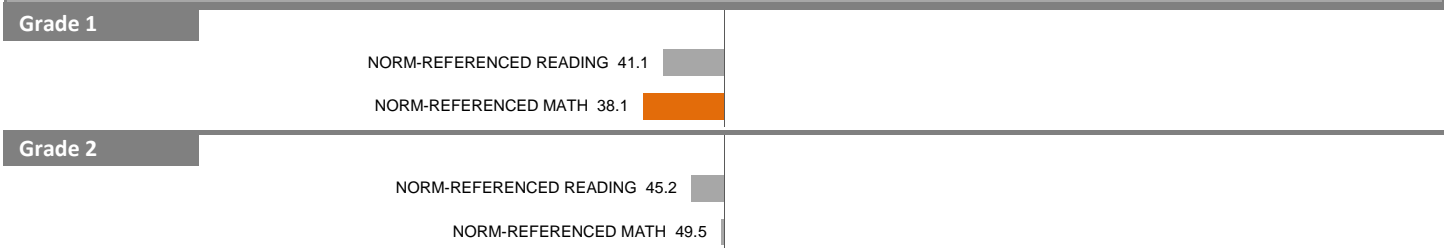
STAAR



Core ACP



Other



NOTES: "Overall SEI" has an average of 50 and standard deviation of 5; the range for an "average" overall SEI is 45 to 55. Component SEIs (e.g. "Grade 5 STAAR READING" or "PSAT WRITING") each have an average of 50 and standard deviation of 10; the range for an "average" component SEI is 40 to 60. Component SEIs are computed only if at least eight students are included.

2012-13 School Effectiveness Index (SEI) Detail


117-RUFUS C. BURLESON

2013-14 DIVISION 5

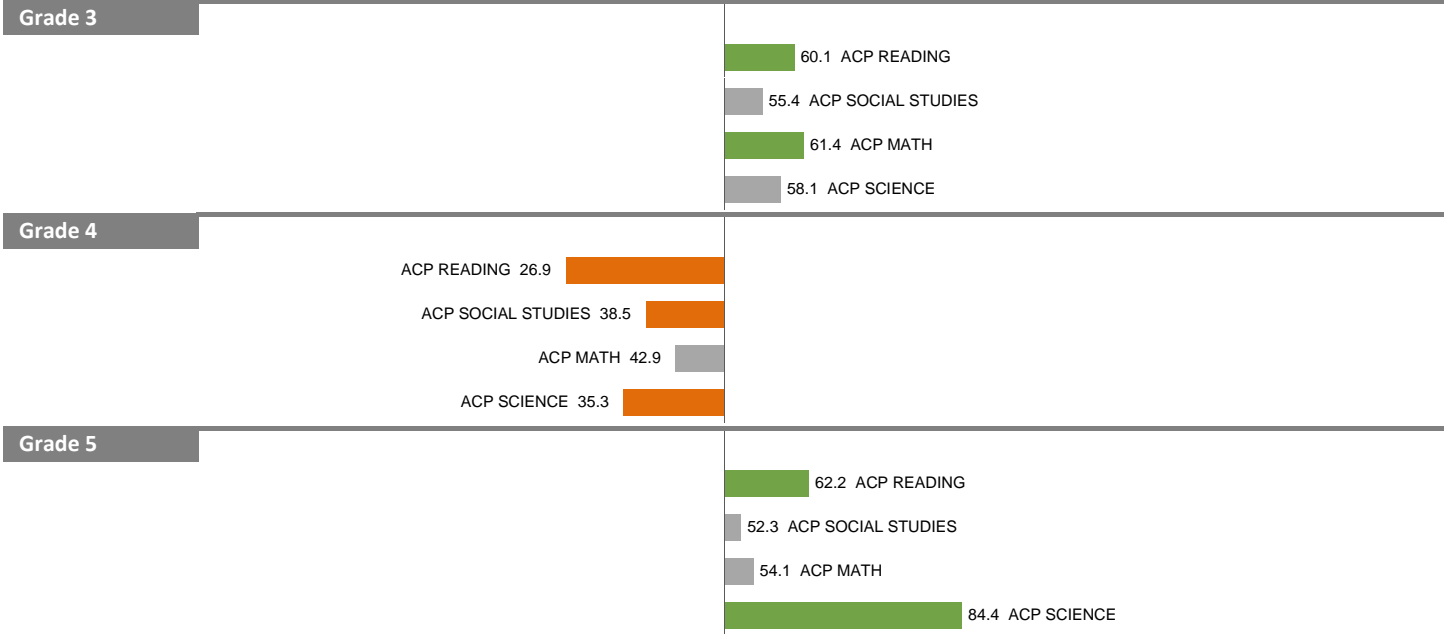
Overall SEI: 51.9

AEIS Rating: Met Standard

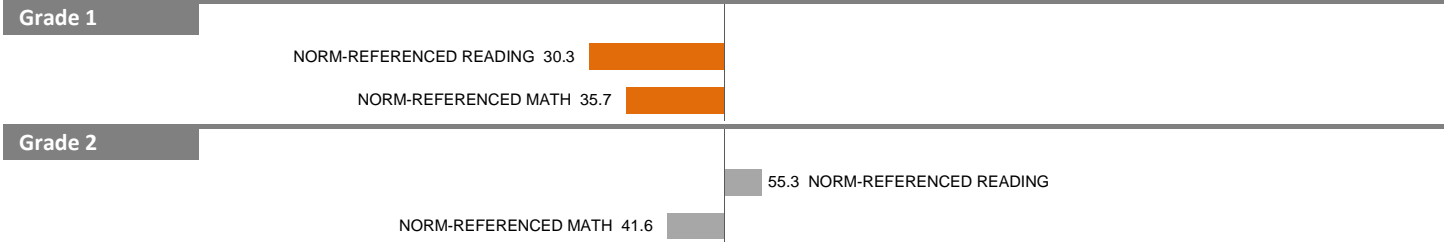
STAAR



Core ACP



Other

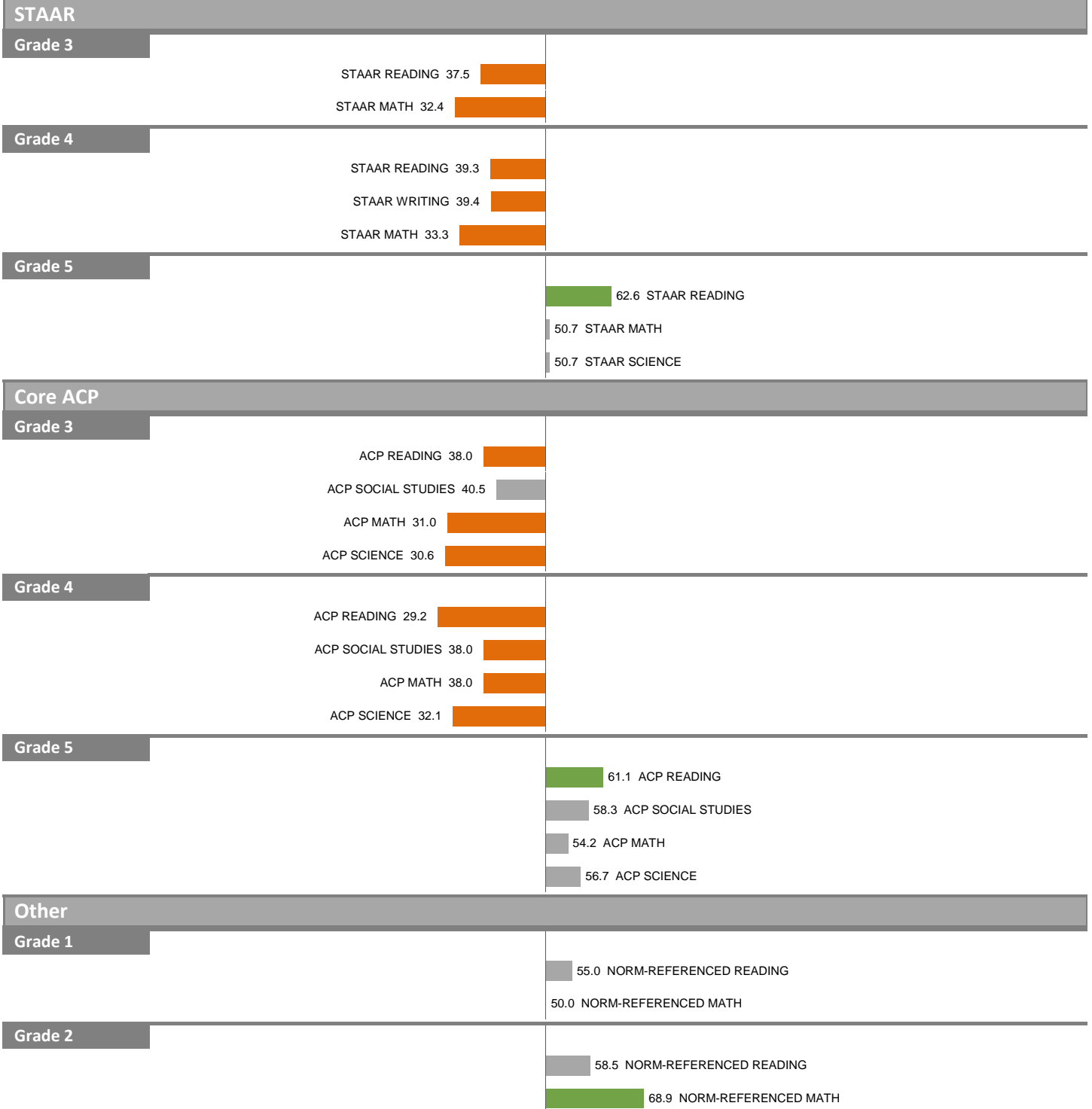


NOTES: "Overall SEI" has an average of 50 and standard deviation of 5; the range for an "average" overall SEI is 45 to 55. Component SEIs (e.g. "Grade 5 STAAR READING" or "PSAT WRITING") each have an average of 50 and standard deviation of 10; the range for an "average" component SEI is 40 to 60. Component SEIs are computed only if at least eight students are included.

2012-13 School Effectiveness Index (SEI) Detail

125-CASA VIEW
2013-14 DIVISION 5

Overall SEI: 46.8
AEIS Rating: Met Standard



NOTES: "Overall SEI" has an average of 50 and standard deviation of 5; the range for an "average" overall SEI is 45 to 55. Component SEIs (e.g. "Grade 5 STAAR READING" or "PSAT WRITING") each have an average of 50 and standard deviation of 10; the range for an "average" component SEI is 40 to 60. Component SEIs are computed only if at least eight students are included.

2012-13 School Effectiveness Index (SEI) Detail


126-CENTRAL

Overall SEI: 47.9

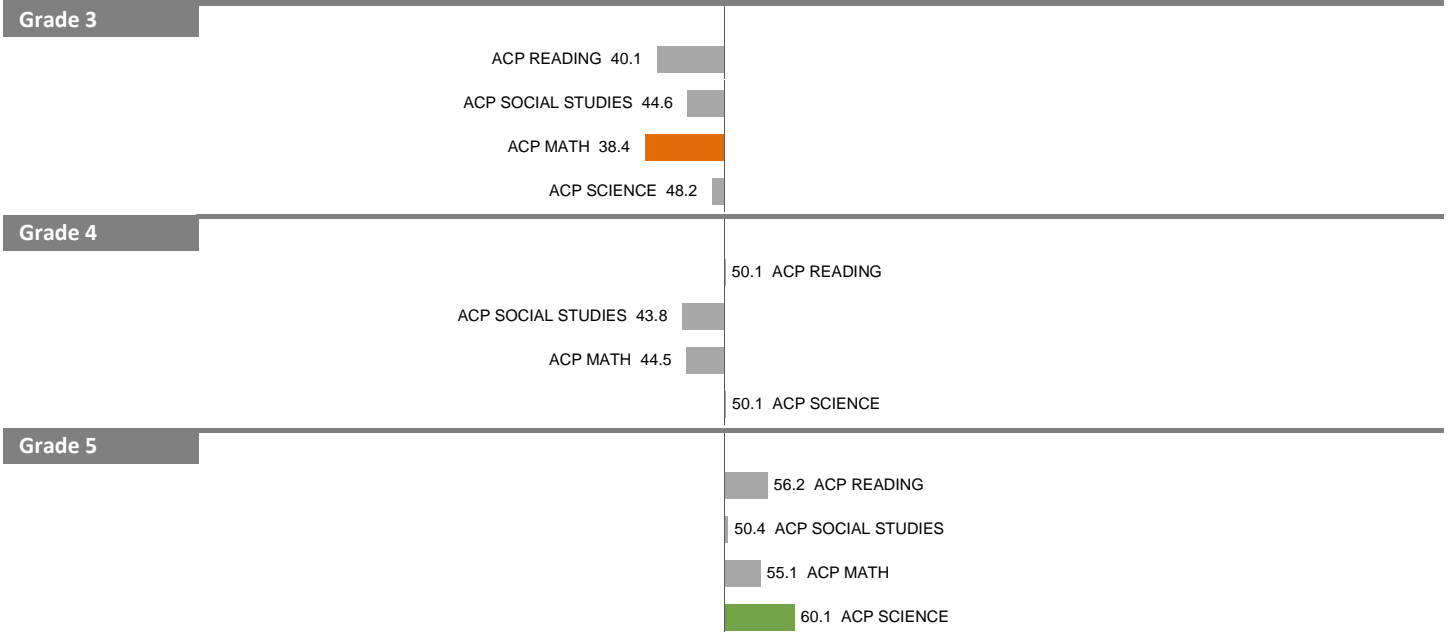
2013-14 DIVISION 5

AEIS Rating: Met Standard


STAAR



Core ACP



Other



NOTES: "Overall SEI" has an average of 50 and standard deviation of 5; the range for an "average" overall SEI is 45 to 55. Component SEIs (e.g. "Grade 5 STAAR READING" or "PSAT WRITING") each have an average of 50 and standard deviation of 10; the range for an "average" component SEI is 40 to 60. Component SEIs are computed only if at least eight students are included.

2012-13 School Effectiveness Index (SEI) Detail

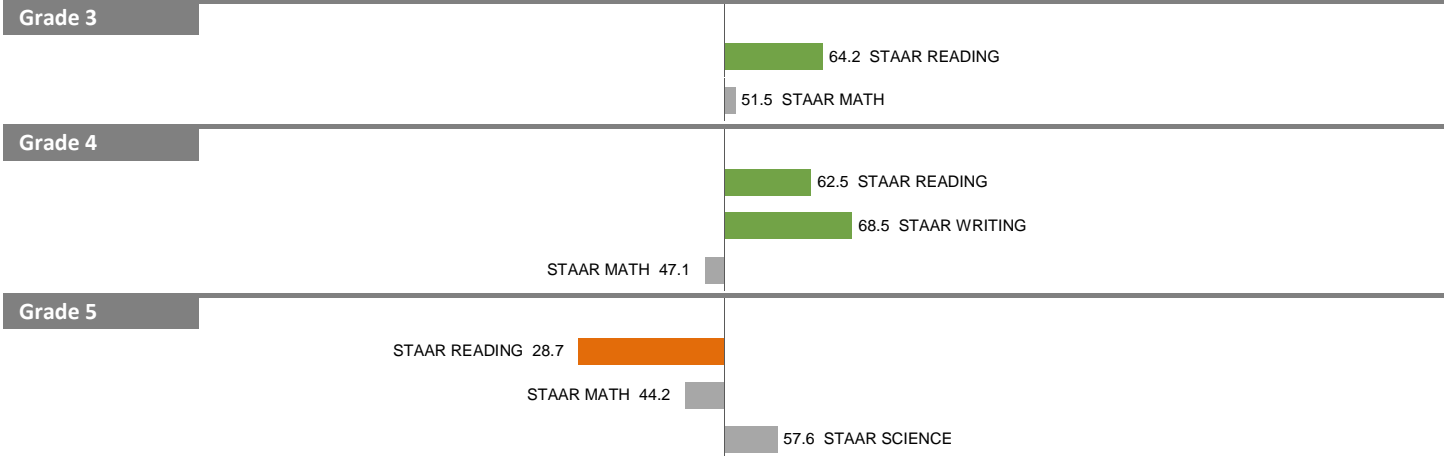
137-JULIUS DORSEY

2013-14 DIVISION 5

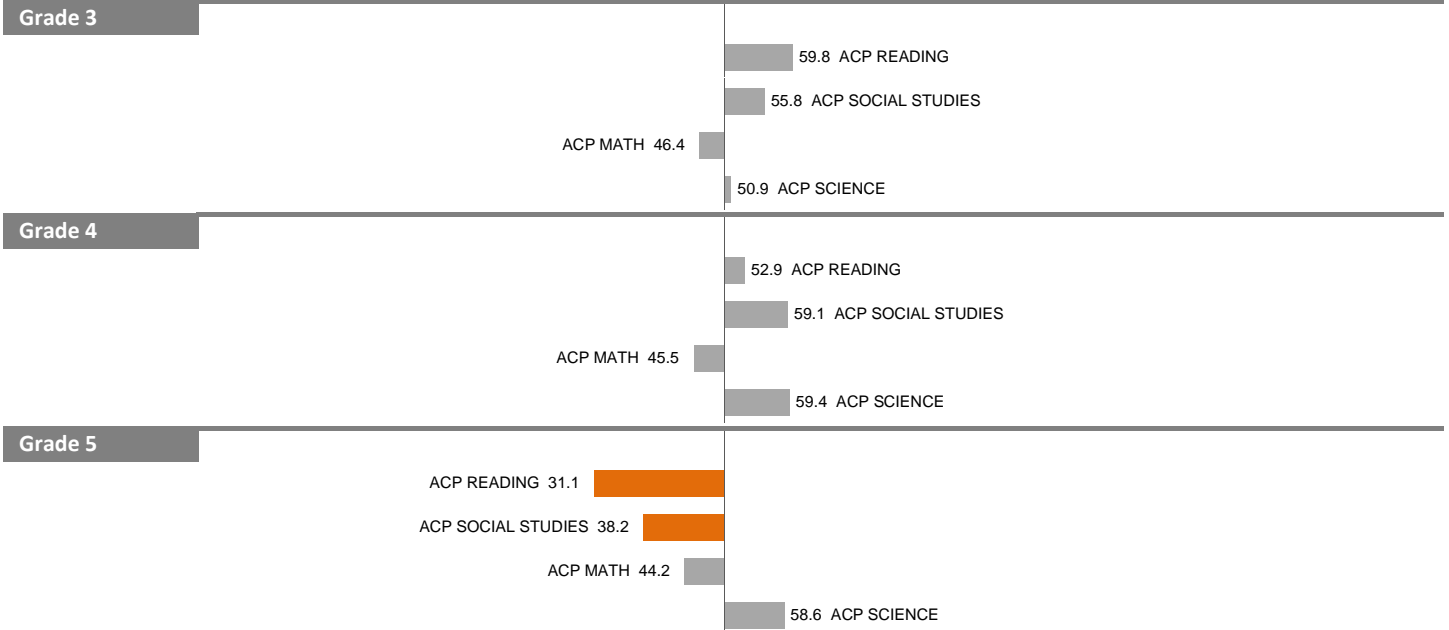
Overall SEI: 54.7

AEIS Rating: Met Standard

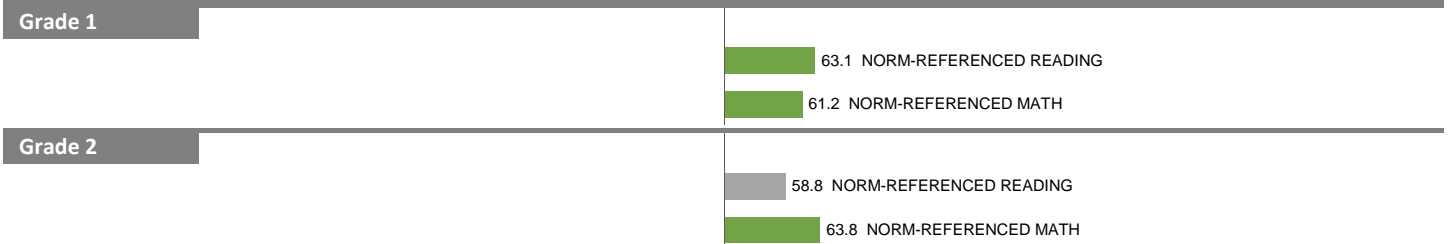
STAAR



Core ACP



Other



NOTES: "Overall SEI" has an average of 50 and standard deviation of 5; the range for an "average" overall SEI is 45 to 55. Component SEIs (e.g. "Grade 5 STAAR READING" or "PSAT WRITING") each have an average of 50 and standard deviation of 10; the range for an "average" component SEI is 40 to 60. Component SEIs are computed only if at least eight students are included.

2012-13 School Effectiveness Index (SEI) Detail


142-J.N. ERVIN

Overall SEI: 46.7

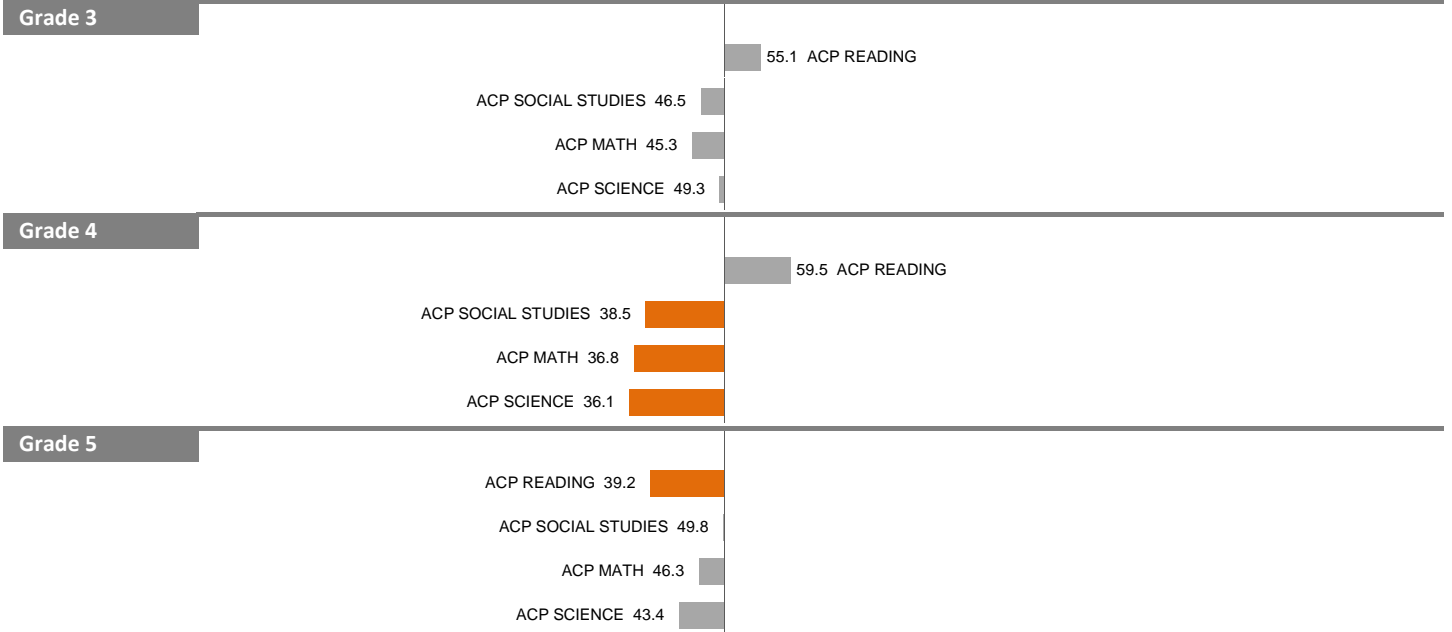
2013-14 DIVISION 5

AEIS Rating: Improvement Required


STAAR



Core ACP



Other



NOTES: "Overall SEI" has an average of 50 and standard deviation of 5; the range for an "average" overall SEI is 45 to 55. Component SEIs (e.g. "Grade 5 STAAR READING" or "PSAT WRITING") each have an average of 50 and standard deviation of 10; the range for an "average" component SEI is 40 to 60. Component SEIs are computed only if at least eight students are included.

2012-13 School Effectiveness Index (SEI) Detail


147-CHARLES A. GILL

2013-14 DIVISION 5

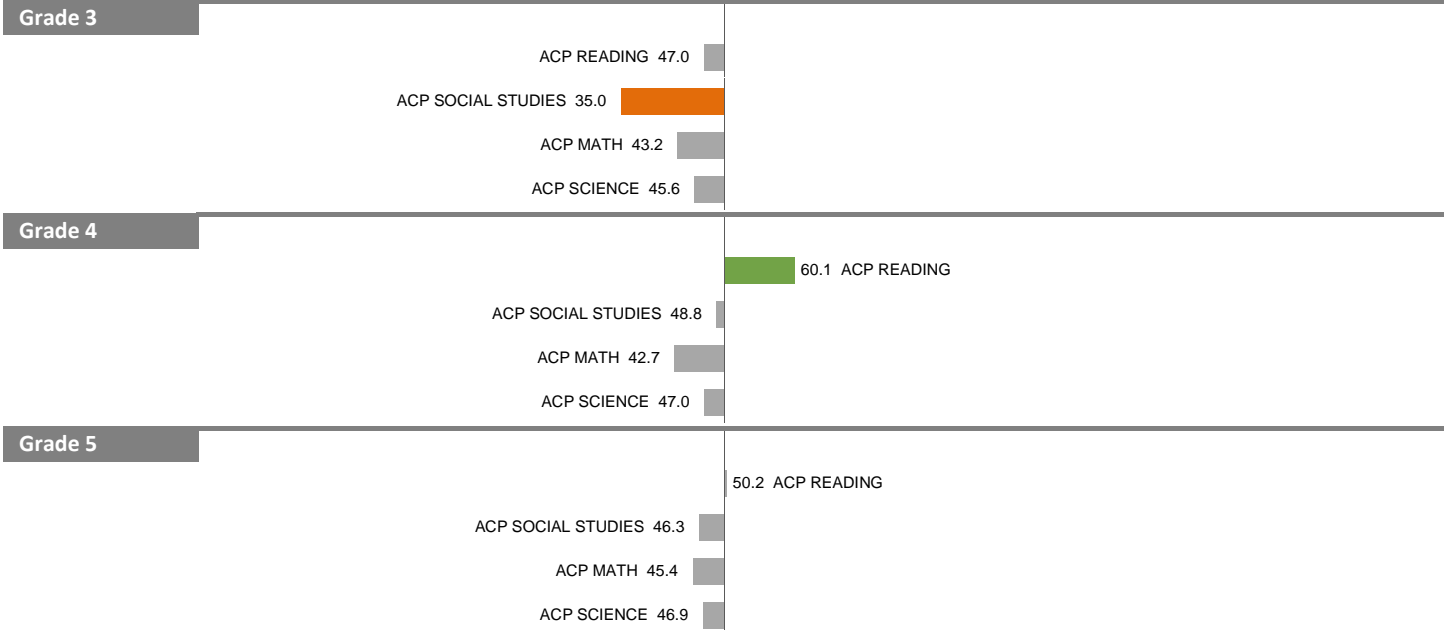
Overall SEI: 49.3

AEIS Rating: Met Standard

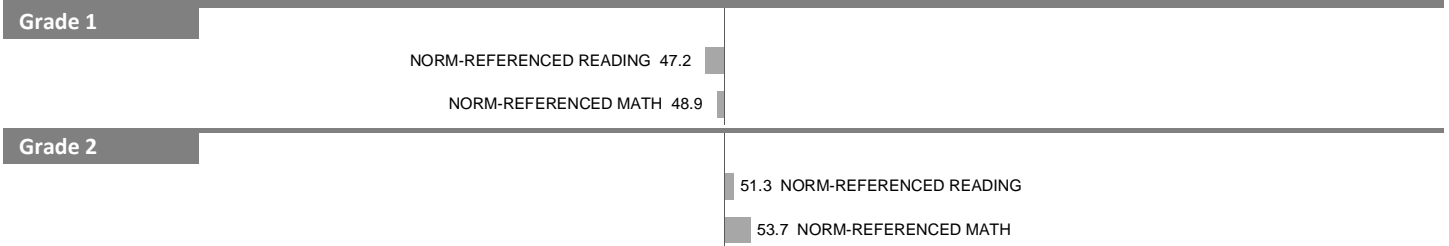
STAAR



Core ACP



Other



NOTES: "Overall SEI" has an average of 50 and standard deviation of 5; the range for an "average" overall SEI is 45 to 55. Component SEIs (e.g. "Grade 5 STAAR READING" or "PSAT WRITING") each have an average of 50 and standard deviation of 10; the range for an "average" component SEI is 40 to 60. Component SEIs are computed only if at least eight students are included.

2012-13 School Effectiveness Index (SEI) Detail

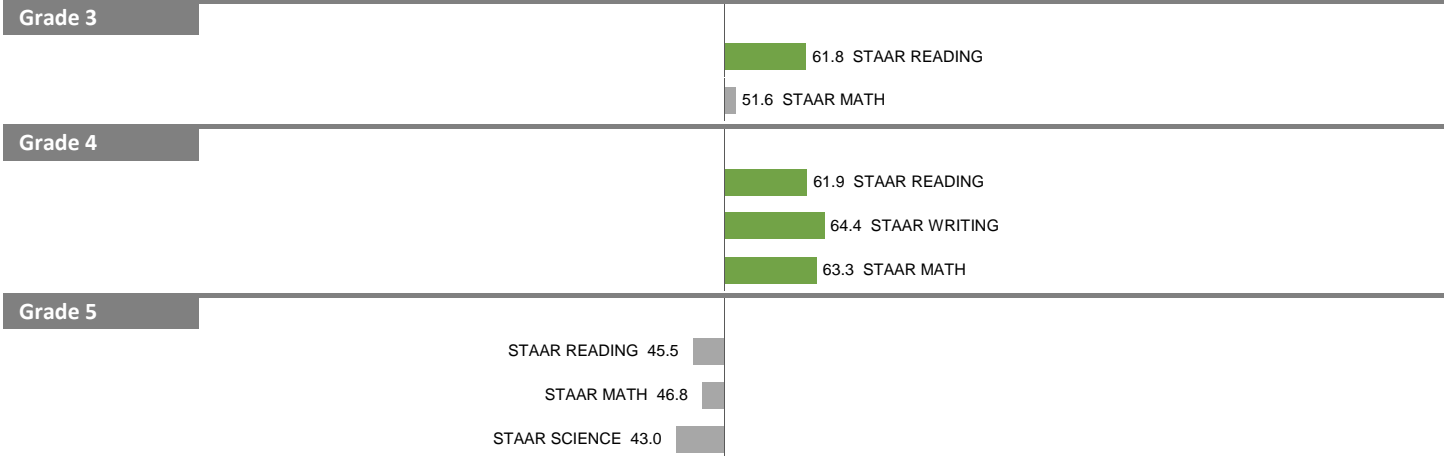
153-VICTOR H. HEXTER

2013-14 DIVISION 5

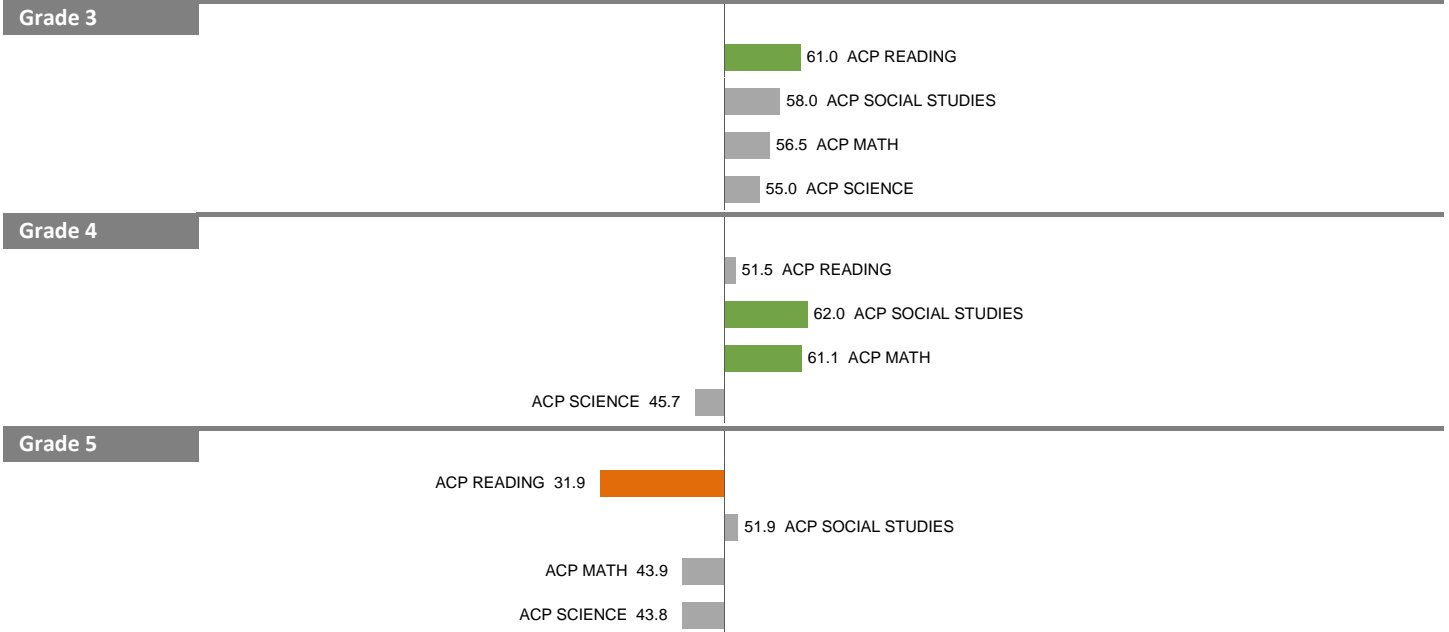
Overall SEI: 54.3

AEIS Rating: Met Standard


STAAR



Core ACP



Other



NOTES: "Overall SEI" has an average of 50 and standard deviation of 5; the range for an "average" overall SEI is 45 to 55. Component SEIs (e.g. "Grade 5 STAAR READING" or "PSAT WRITING") each have an average of 50 and standard deviation of 10; the range for an "average" component SEI is 40 to 60. Component SEIs are computed only if at least eight students are included.


2012-13 School Effectiveness Index (SEI) Detail

154-LARRY G. SMITH

2013-14 DIVISION 5

Overall SEI: 50.1

AEIS Rating: Met Standard



NOTES: "Overall SEI" has an average of 50 and standard deviation of 5; the range for an "average" overall SEI is 45 to 55. Component SEIs (e.g. "Grade 5 STAAR READING" or "PSAT WRITING") each have an average of 50 and standard deviation of 10; the range for an "average" component SEI is 40 to 60. Component SEIs are computed only if at least eight students are included.

2012-13 School Effectiveness Index (SEI) Detail

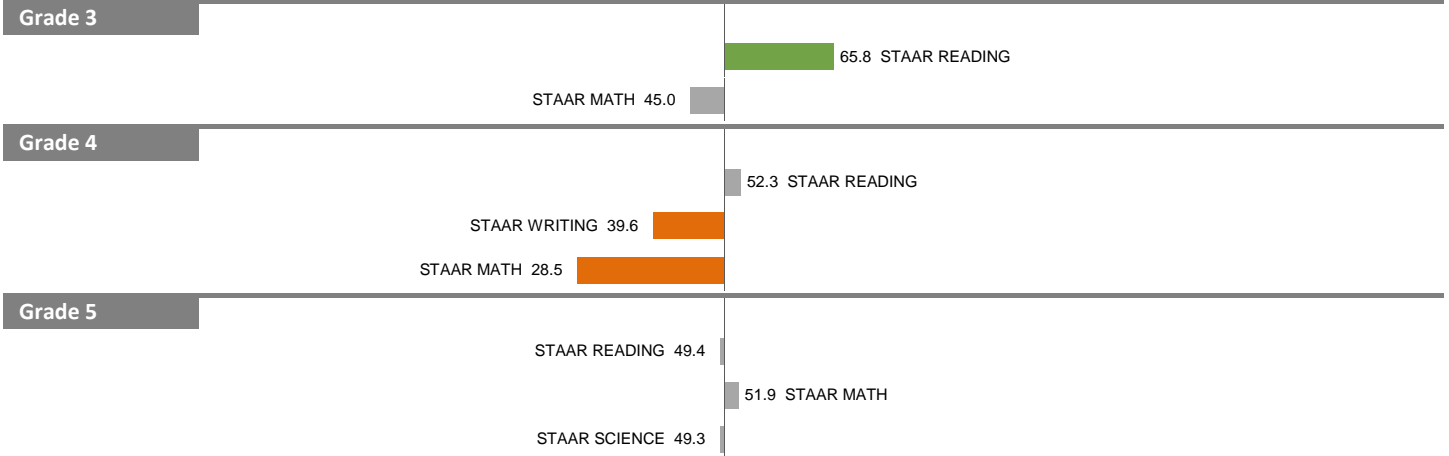
157-JAMES S. HOGG

Overall SEI: 46.2

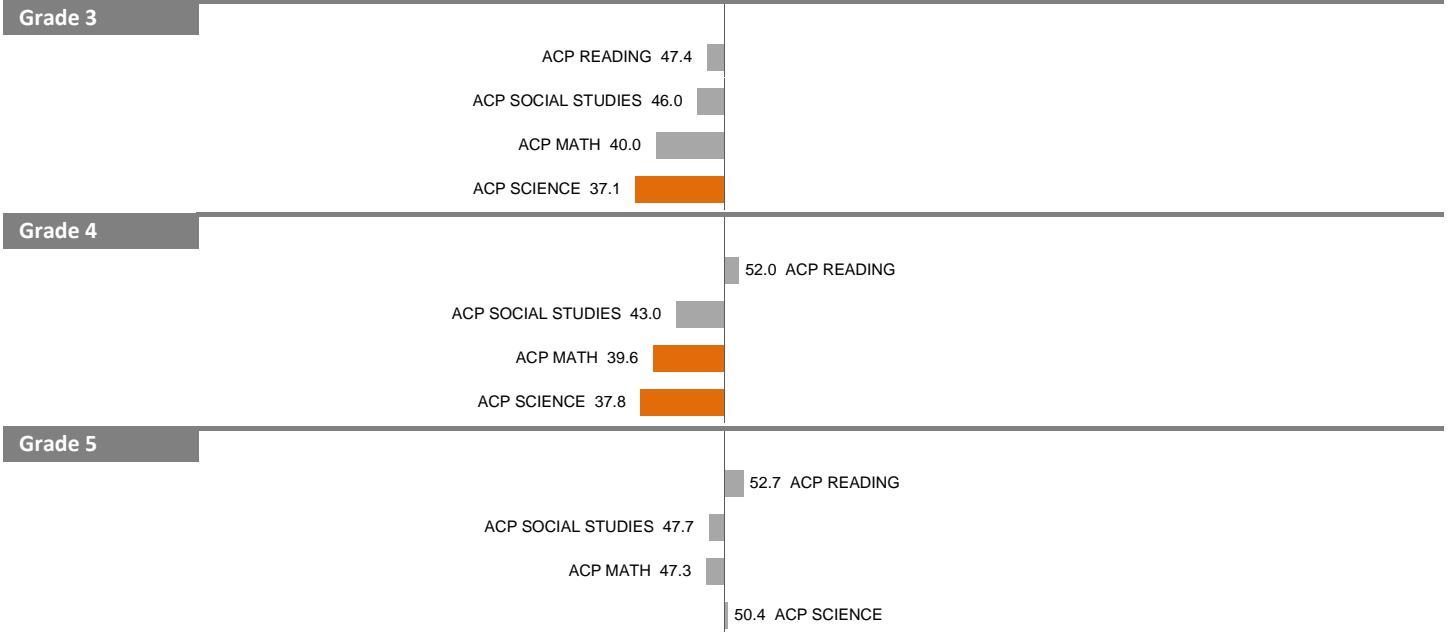
2013-14 DIVISION 5

AEIS Rating: Improvement Required

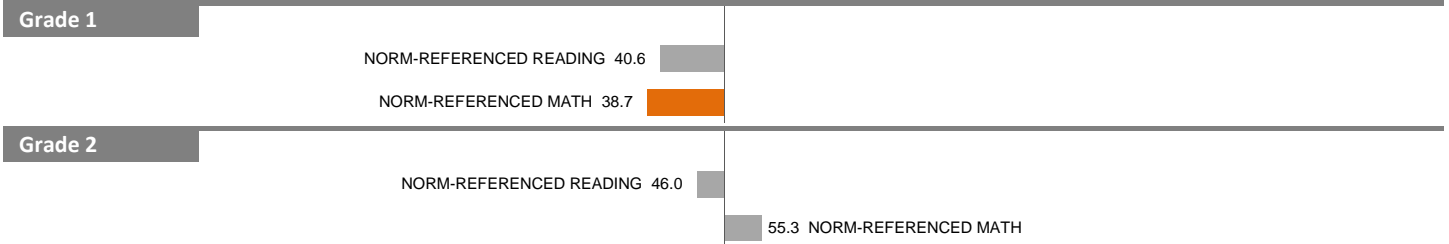
STAAR



Core ACP



Other



NOTES: "Overall SEI" has an average of 50 and standard deviation of 5; the range for an "average" overall SEI is 45 to 55. Component SEIs (e.g. "Grade 5 STAAR READING" or "PSAT WRITING") each have an average of 50 and standard deviation of 10; the range for an "average" component SEI is 40 to 60. Component SEIs are computed only if at least eight students are included.

2012-13 School Effectiveness Index (SEI) Detail


166-EDWIN J. KIEST

2013-14 DIVISION 5

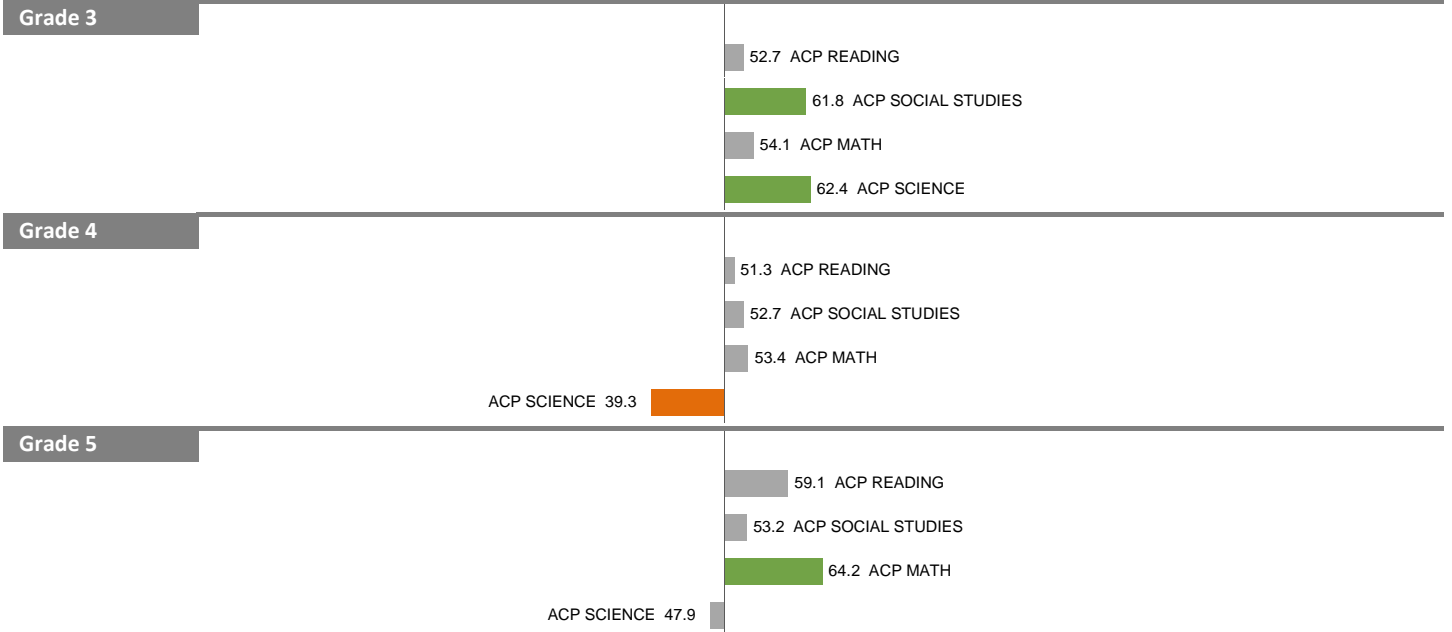
Overall SEI: 50.2

AEIS Rating: Met Standard

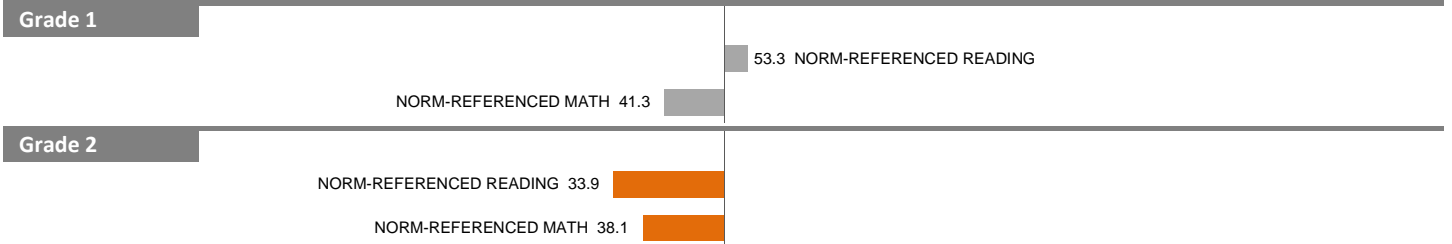
STAAR



Core ACP



Other



NOTES: "Overall SEI" has an average of 50 and standard deviation of 5; the range for an "average" overall SEI is 45 to 55. Component SEIs (e.g. "Grade 5 STAAR READING" or "PSAT WRITING") each have an average of 50 and standard deviation of 10; the range for an "average" component SEI is 40 to 60. Component SEIs are computed only if at least eight students are included.

2012-13 School Effectiveness Index (SEI) Detail


167-KLEBERG

2013-14 DIVISION 5


Overall SEI: 51.5

AEIS Rating: Met Standard

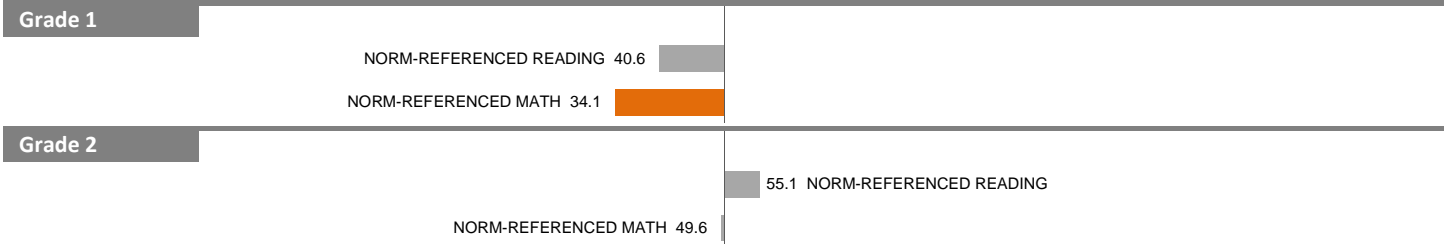
STAAR



Core ACP



Other



NOTES: "Overall SEI" has an average of 50 and standard deviation of 5; the range for an "average" overall SEI is 45 to 55. Component SEIs (e.g. "Grade 5 STAAR READING" or "PSAT WRITING") each have an average of 50 and standard deviation of 10; the range for an "average" component SEI is 40 to 60. Component SEIs are computed only if at least eight students are included.


2012-13 School Effectiveness Index (SEI) Detail

170-RICHARD LAGOW

2013-14 DIVISION 5

Overall SEI: 56.9

AEIS Rating: Met Standard




NOTES: "Overall SEI" has an average of 50 and standard deviation of 5; the range for an "average" overall SEI is 45 to 55. Component SEIs (e.g. "Grade 5 STAAR READING" or "PSAT WRITING") each have an average of 50 and standard deviation of 10; the range for an "average" component SEI is 40 to 60. Component SEIs are computed only if at least eight students are included.

2012-13 School Effectiveness Index (SEI) Detail

180-B.H. MACON
2013-14 DIVISION 5

Overall SEI: 53.1
AEIS Rating: Met Standard



NOTES: "Overall SEI" has an average of 50 and standard deviation of 5; the range for an "average" overall SEI is 45 to 55. Component SEIs (e.g. "Grade 5 STAAR READING" or "PSAT WRITING") each have an average of 50 and standard deviation of 10; the range for an "average" component SEI is 40 to 60. Component SEIs are computed only if at least eight students are included.

2012-13 School Effectiveness Index (SEI) Detail


187-NANCY MOSELEY

Overall SEI: 43.7

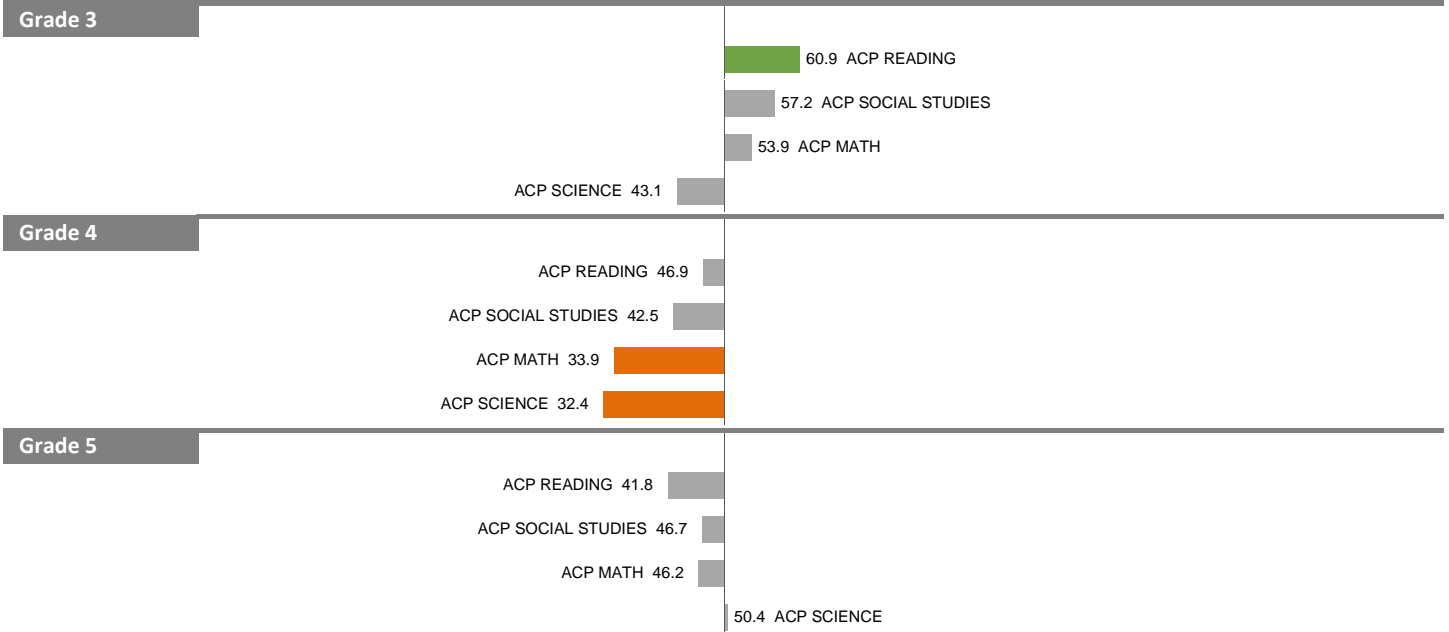
2013-14 DIVISION 5

AEIS Rating: Improvement Required

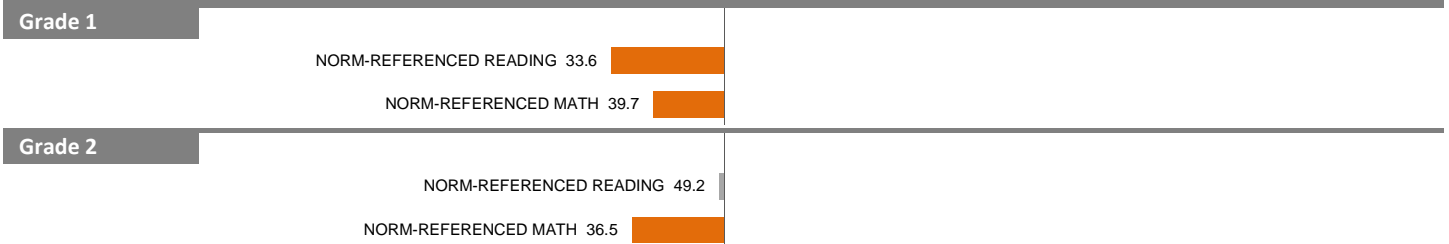
STAAR



Core ACP



Other



NOTES: "Overall SEI" has an average of 50 and standard deviation of 5; the range for an "average" overall SEI is 45 to 55. Component SEIs (e.g. "Grade 5 STAAR READING" or "PSAT WRITING") each have an average of 50 and standard deviation of 10; the range for an "average" component SEI is 40 to 60. Component SEIs are computed only if at least eight students are included.

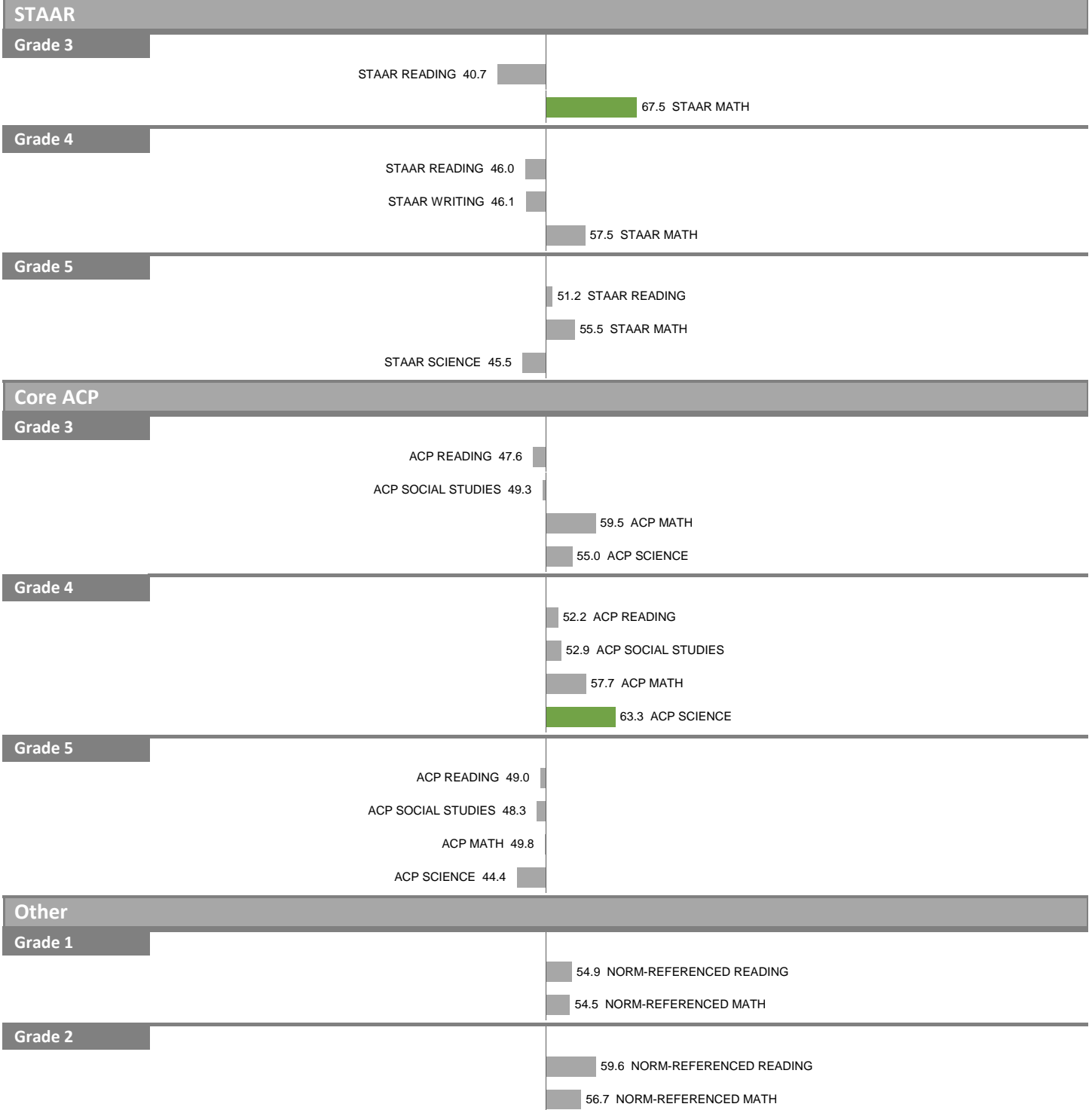
2012-13 School Effectiveness Index (SEI) Detail

192-JOHN F. PEELER

2013-14 DIVISION 5

Overall SEI: 52.7

AEIS Rating: Met Standard



NOTES: "Overall SEI" has an average of 50 and standard deviation of 5; the range for an "average" overall SEI is 45 to 55. Component SEIs (e.g. "Grade 5 STAAR READING" or "PSAT WRITING") each have an average of 50 and standard deviation of 10; the range for an "average" component SEI is 40 to 60. Component SEIs are computed only if at least eight students are included.

2012-13 School Effectiveness Index (SEI) Detail


197-JOHN H. REAGAN

2013-14 DIVISION 5

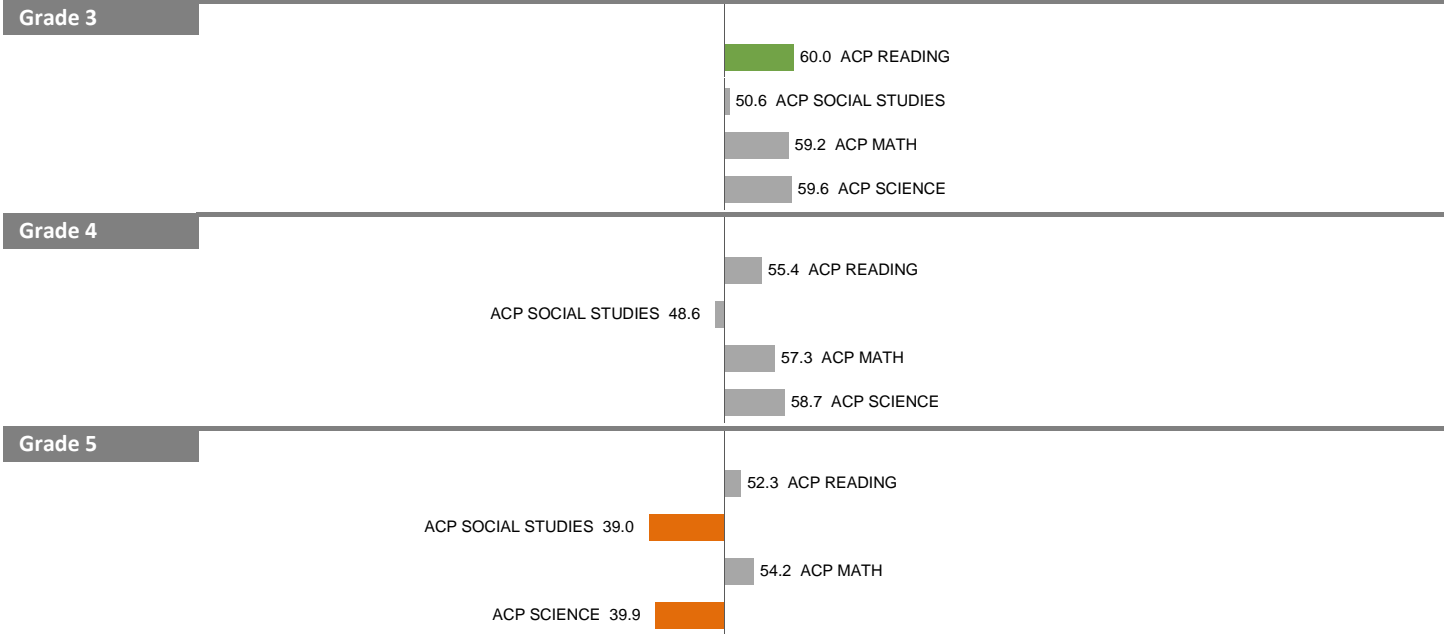
Overall SEI: 50.0

AEIS Rating: Met Standard

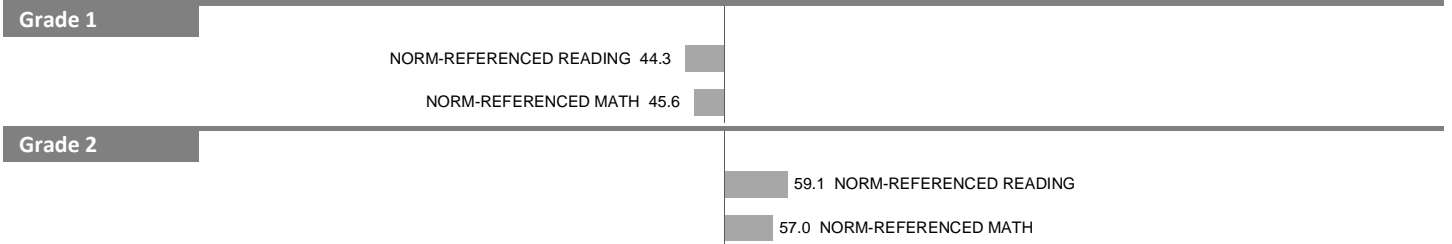
STAAR



Core ACP



Other



NOTES: "Overall SEI" has an average of 50 and standard deviation of 5; the range for an "average" overall SEI is 45 to 55. Component SEIs (e.g. "Grade 5 STAAR READING" or "PSAT WRITING") each have an average of 50 and standard deviation of 10; the range for an "average" component SEI is 40 to 60. Component SEIs are computed only if at least eight students are included.

2012-13 School Effectiveness Index (SEI) Detail


198—MARTHA TURNER REILLY

2013-14 DIVISION 5


Overall SEI: 51.8

AEIS Rating: Met Standard

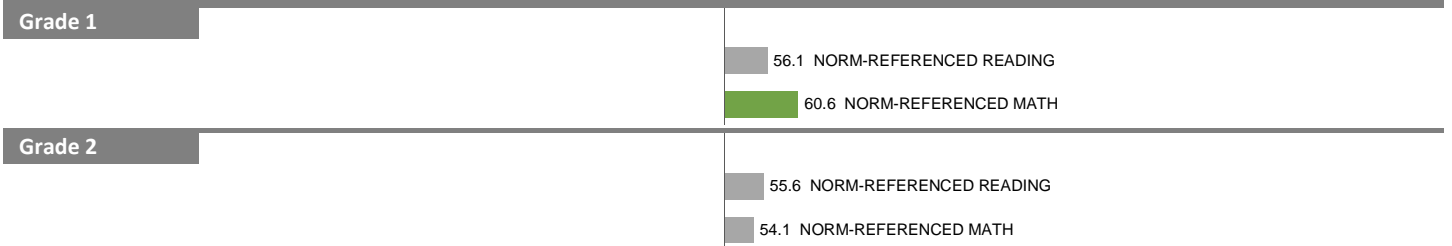
STAAR



Core ACP



Other



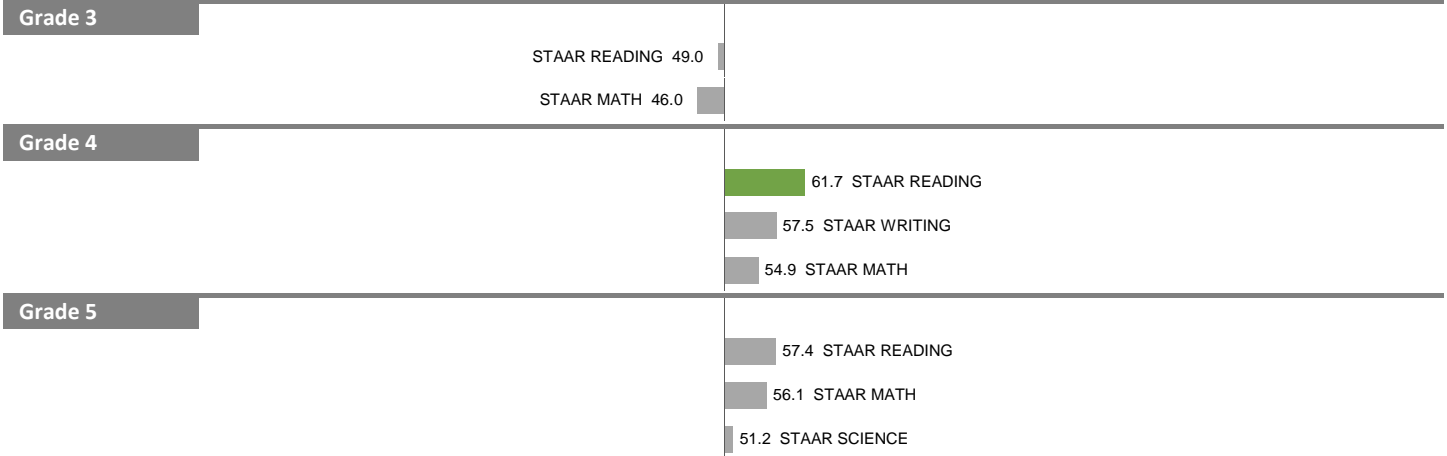
NOTES: "Overall SEI" has an average of 50 and standard deviation of 5; the range for an "average" overall SEI is 45 to 55. Component SEIs (e.g. "Grade 5 STAAR READING" or "PSAT WRITING") each have an average of 50 and standard deviation of 10; the range for an "average" component SEI is 40 to 60. Component SEIs are computed only if at least eight students are included.

2012-13 School Effectiveness Index (SEI) Detail

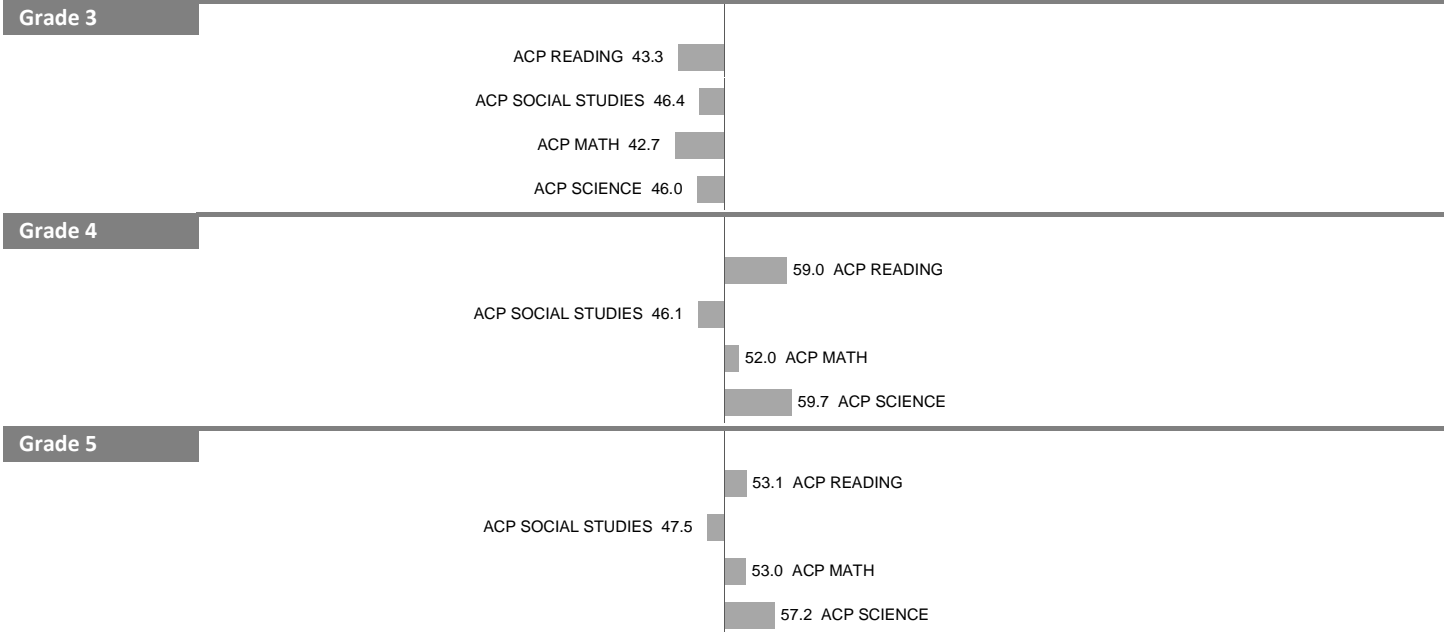
199-REINHARDT
2013-14 DIVISION 5

Overall SEI: 54.3
AEIS Rating: Met Standard

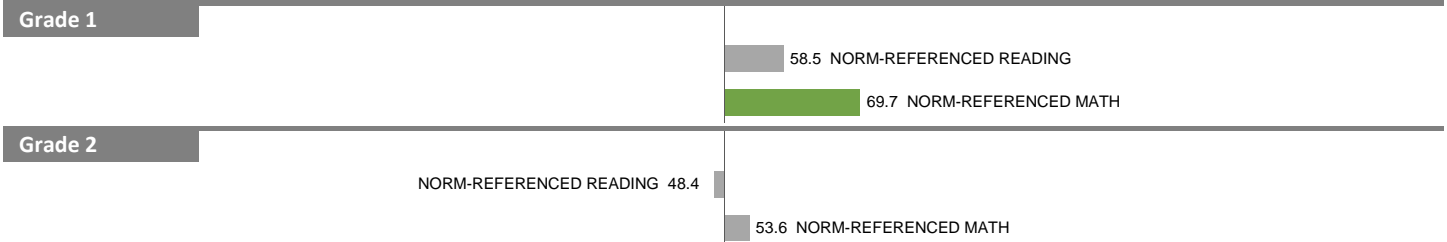
STAAR



Core ACP



Other



NOTES: "Overall SEI" has an average of 50 and standard deviation of 5; the range for an "average" overall SEI is 45 to 55. Component SEIs (e.g. "Grade 5 STAAR READING" or "PSAT WRITING") each have an average of 50 and standard deviation of 10; the range for an "average" component SEI is 40 to 60. Component SEIs are computed only if at least eight students are included.

2012-13 School Effectiveness Index (SEI) Detail

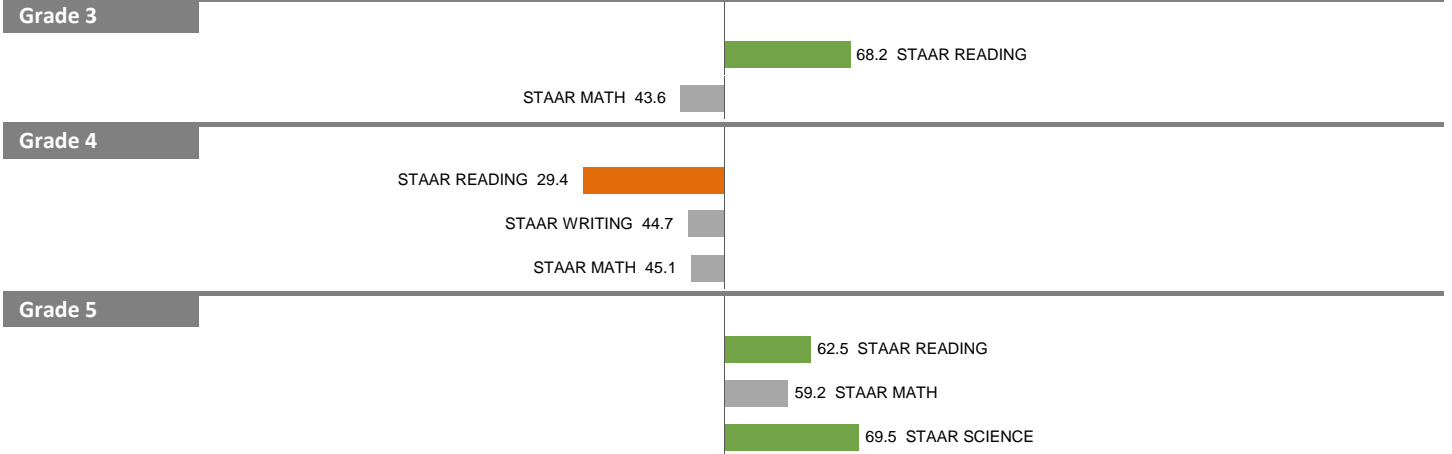
200-JOSEPH J. RHOADS

2013-14 DIVISION 5

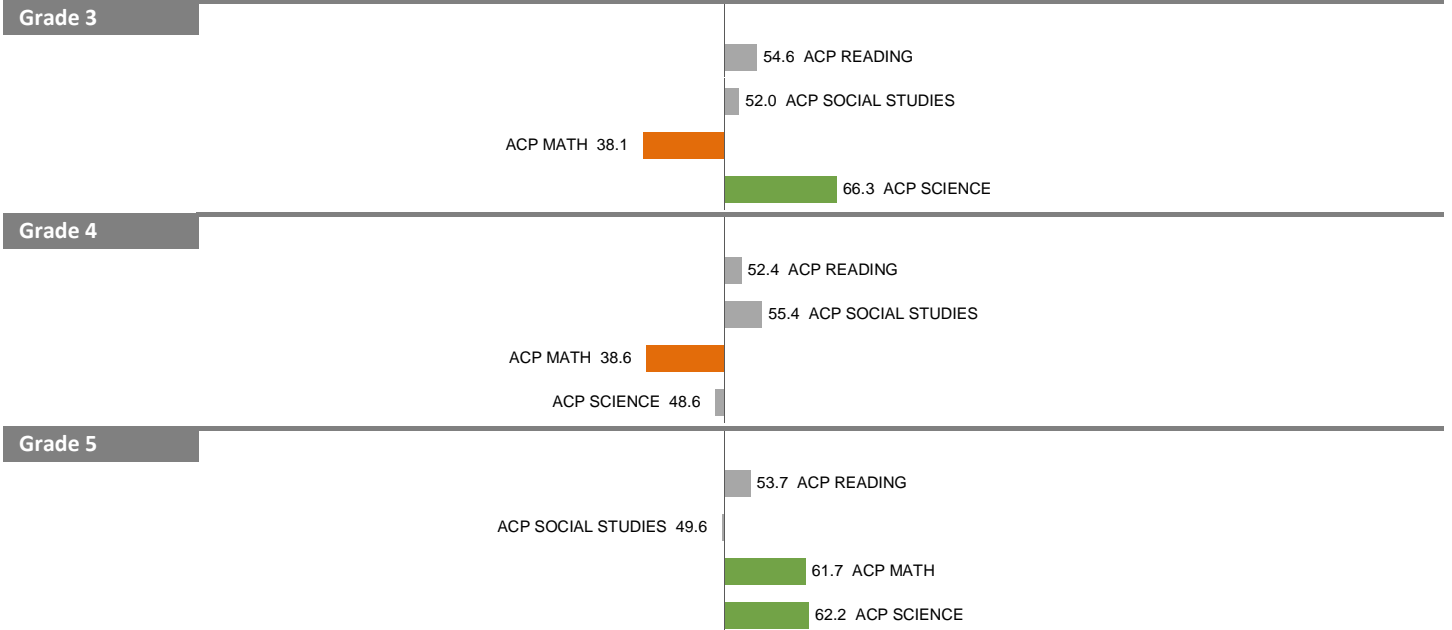
Overall SEI: 54.5

AEIS Rating: Met Standard

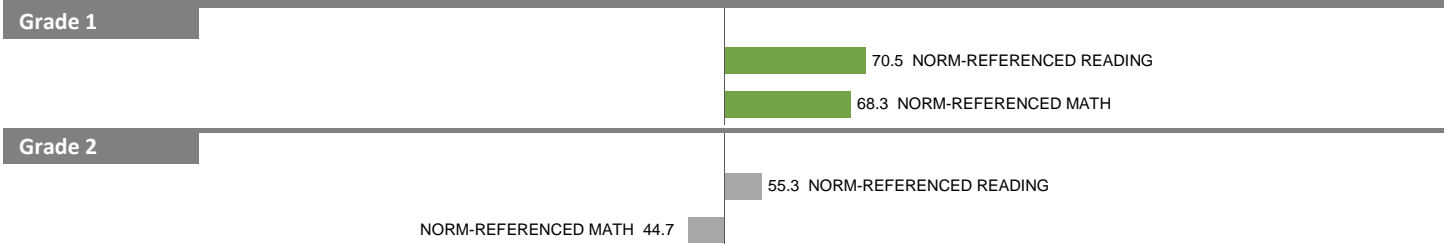
STAAR



Core ACP



Other



NOTES: "Overall SEI" has an average of 50 and standard deviation of 5; the range for an "average" overall SEI is 45 to 55. Component SEIs (e.g. "Grade 5 STAAR READING" or "PSAT WRITING") each have an average of 50 and standard deviation of 10; the range for an "average" component SEI is 40 to 60. Component SEIs are computed only if at least eight students are included.

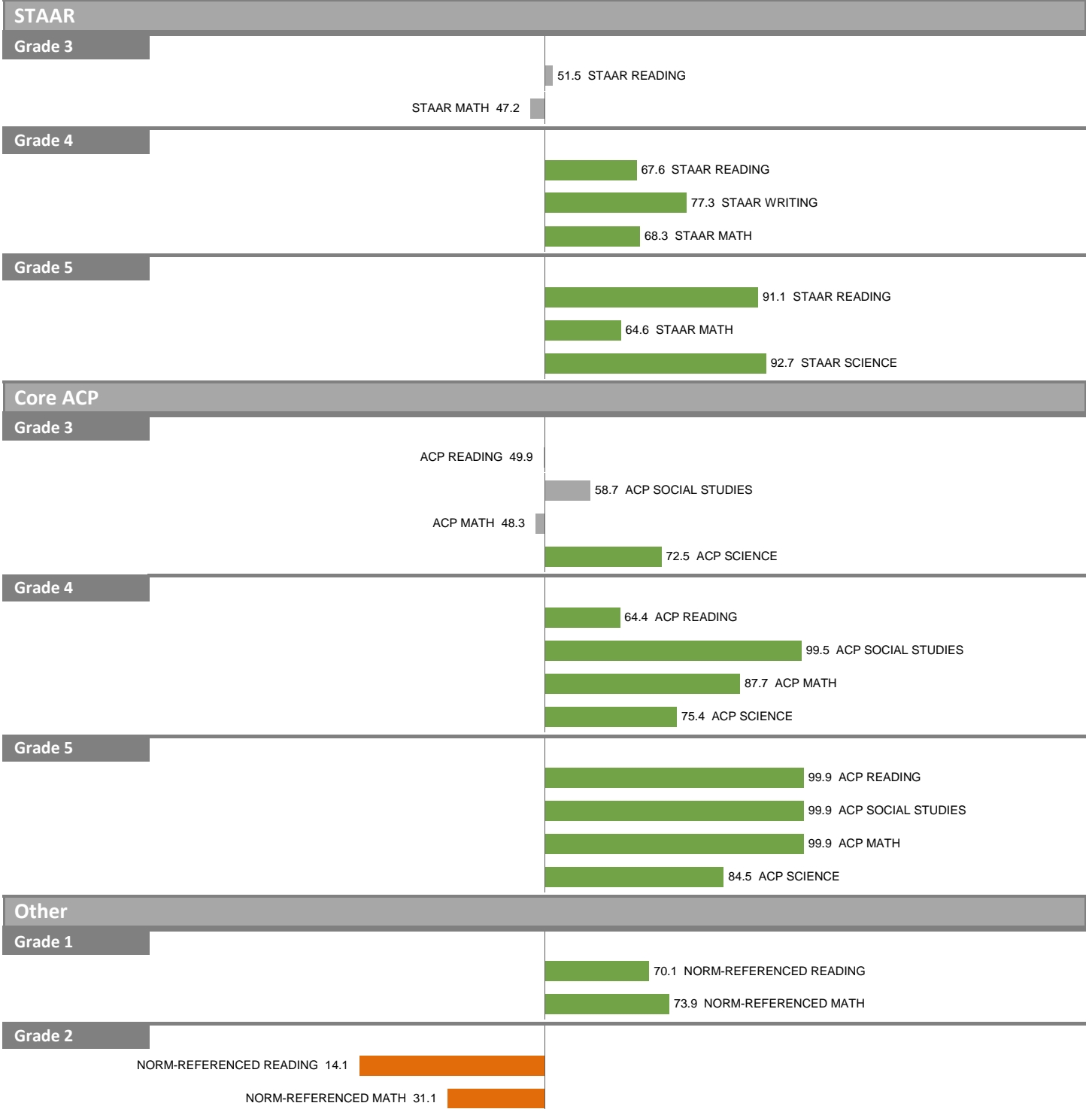
2012-13 School Effectiveness Index (SEI) Detail

201-CHARLES RICE

2013-14 DIVISION 5

Overall SEI: 65.8

AEIS Rating: Met Standard




NOTES: "Overall SEI" has an average of 50 and standard deviation of 5; the range for an "average" overall SEI is 45 to 55. Component SEIs (e.g. "Grade 5 STAAR READING" or "PSAT WRITING") each have an average of 50 and standard deviation of 10; the range for an "average" component SEI is 40 to 60. Component SEIs are computed only if at least eight students are included.

2012-13 School Effectiveness Index (SEI) Detail

206-ALEX SANGER
2013-14 DIVISION 5

Overall SEI: 54.4
AEIS Rating: Met Standard



NOTES: "Overall SEI" has an average of 50 and standard deviation of 5; the range for an "average" overall SEI is 45 to 55. Component SEIs (e.g. "Grade 5 STAAR READING" or "PSAT WRITING") each have an average of 50 and standard deviation of 10; the range for an "average" component SEI is 40 to 60. Component SEIs are computed only if at least eight students are included.

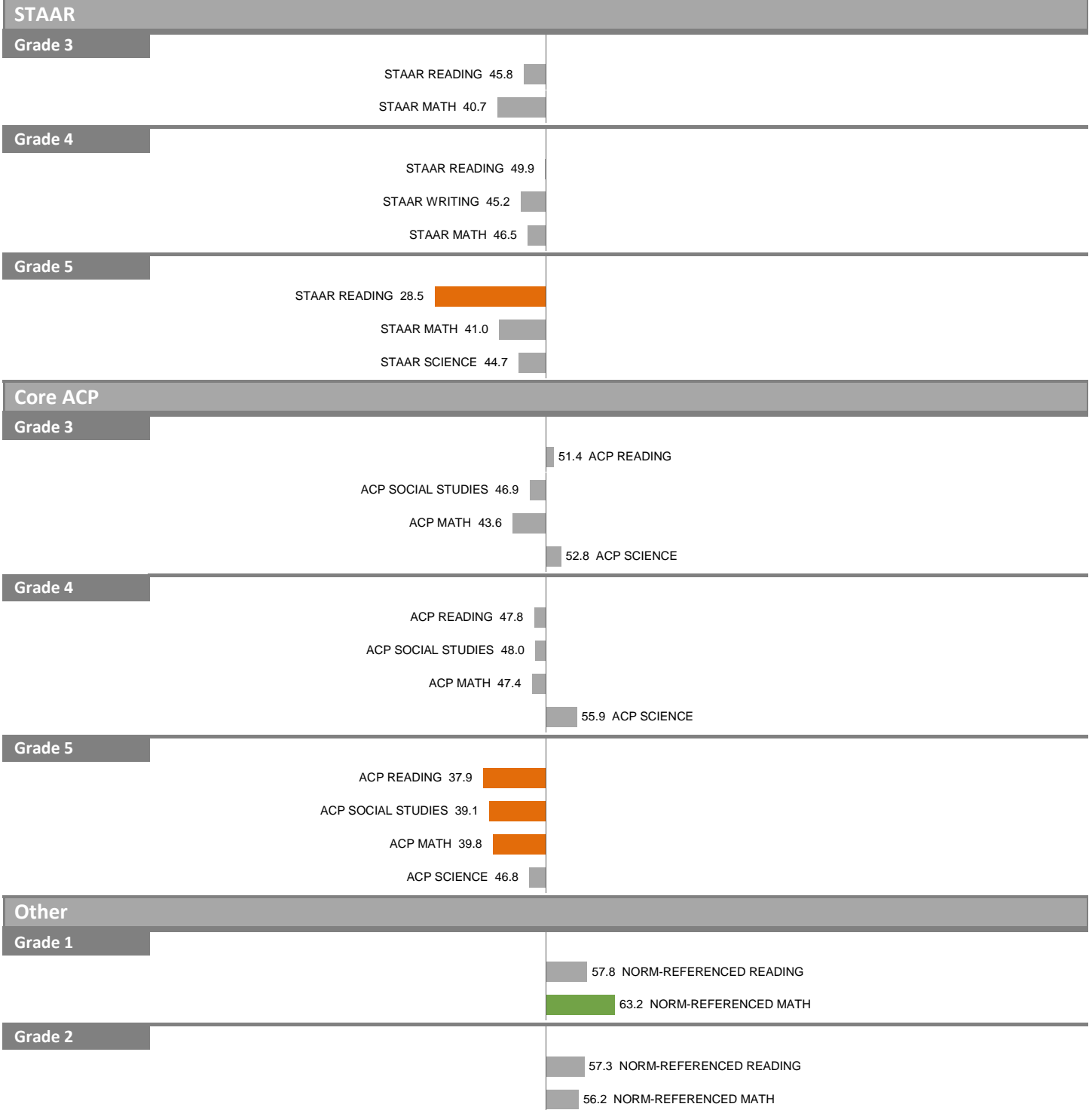
2012-13 School Effectiveness Index (SEI) Detail

208--SEAGOVILLE ELEMENTARY

Overall SEI: 47.5

2013-14 DIVISION 5

AEIS Rating: Met Standard



NOTES: "Overall SEI" has an average of 50 and standard deviation of 5; the range for an "average" overall SEI is 45 to 55. Component SEIs (e.g. "Grade 5 STAAR READING" or "PSAT WRITING") each have an average of 50 and standard deviation of 10; the range for an "average" component SEI is 40 to 60. Component SEIs are computed only if at least eight students are included.

2012-13 School Effectiveness Index (SEI) Detail

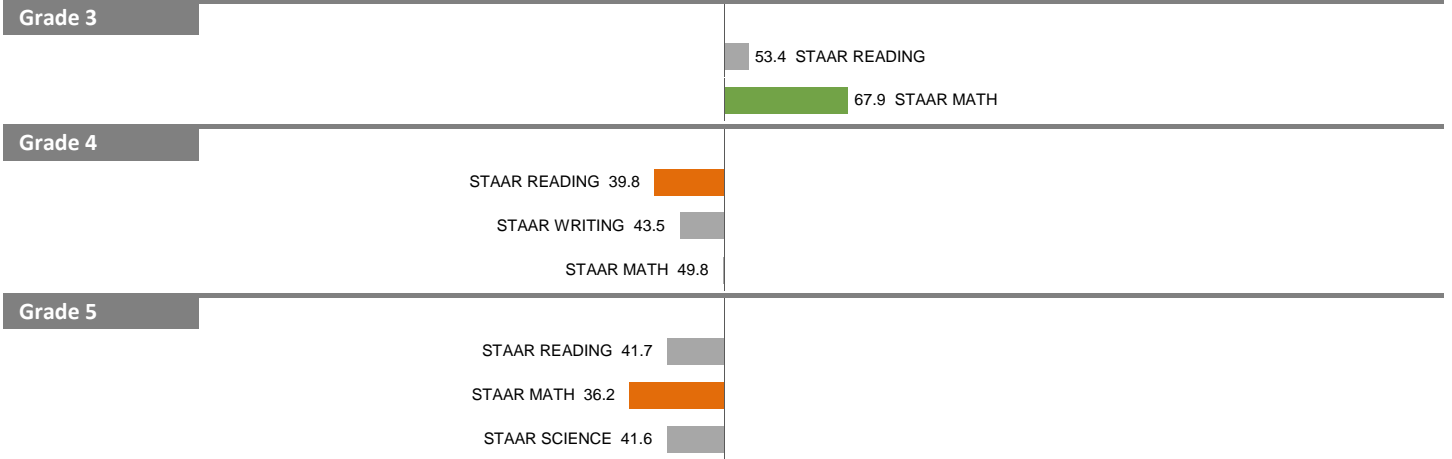
234-HENRY B. GONZALEZ

2013-14 DIVISION 5

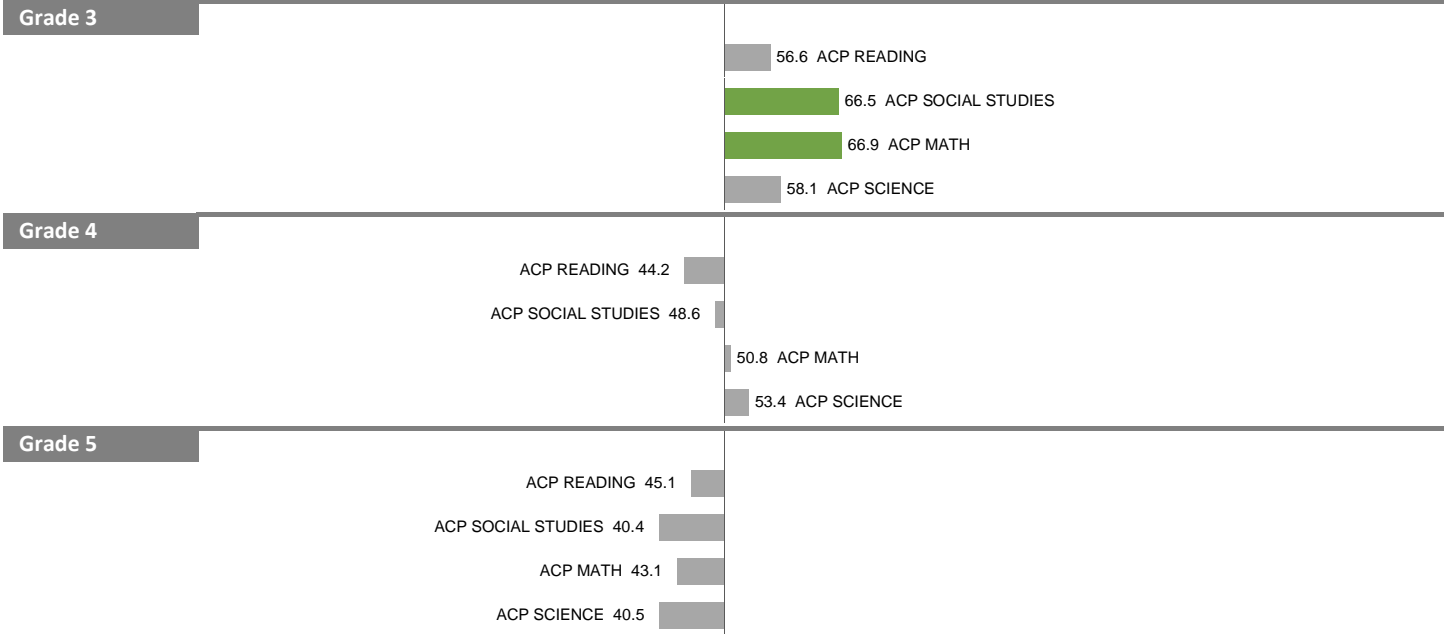
Overall SEI: 48.5

AEIS Rating: Met Standard

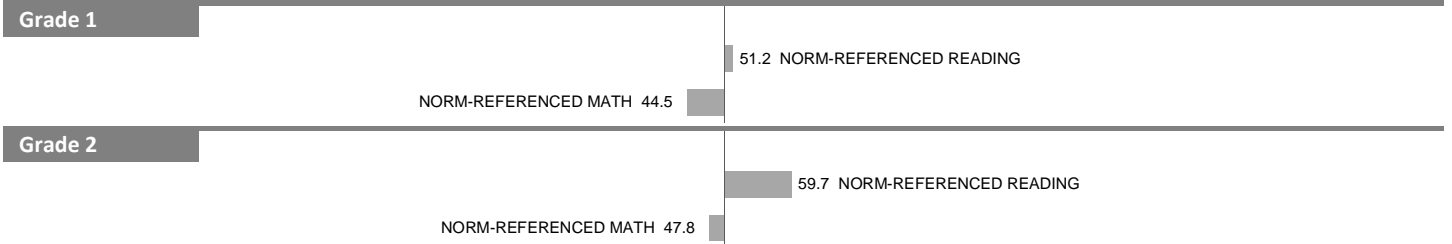
STAAR



Core ACP



Other



NOTES: "Overall SEI" has an average of 50 and standard deviation of 5; the range for an "average" overall SEI is 45 to 55. Component SEIs (e.g. "Grade 5 STAAR READING" or "PSAT WRITING") each have an average of 50 and standard deviation of 10; the range for an "average" component SEI is 40 to 60. Component SEIs are computed only if at least eight students are included.


2012-13 School Effectiveness Index (SEI) Detail

244–SEAGOVILLE NORTH ELEMENTARY

Overall SEI: 42.8

2013-14 DIVISION 5

AEIS Rating: Met Standard



NOTES: "Overall SEI" has an average of 50 and standard deviation of 5; the range for an "average" overall SEI is 45 to 55. Component SEIs (e.g. "Grade 5 STAAR READING" or "PSAT WRITING") each have an average of 50 and standard deviation of 10; the range for an "average" component SEI is 40 to 60. Component SEIs are computed only if at least eight students are included.

2012-13 School Effectiveness Index (SEI) Detail

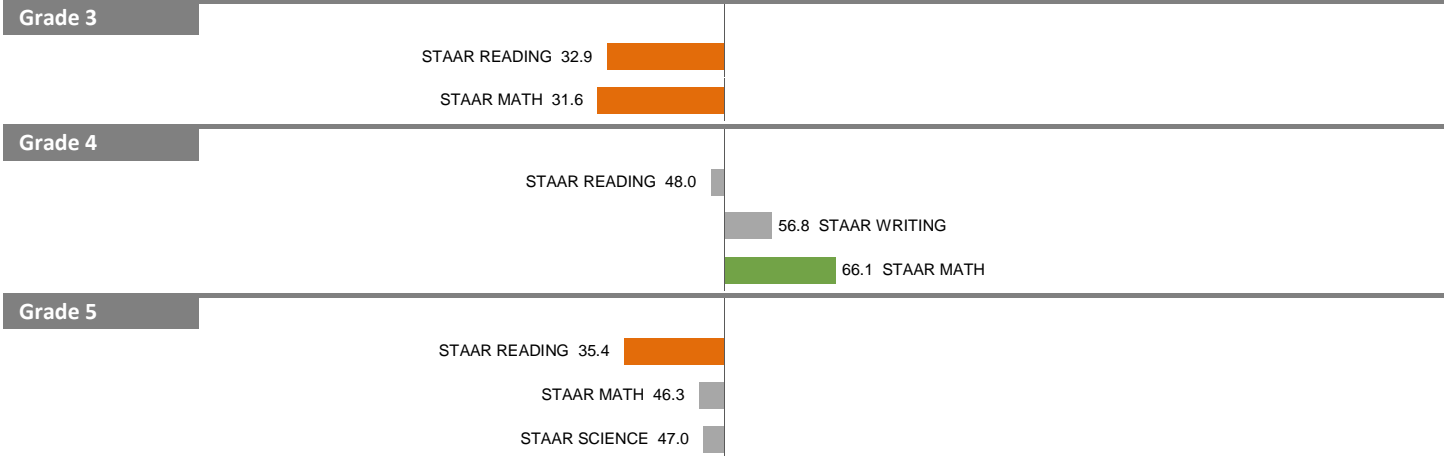
266—FREDERICK DOUGLASS

2013-14 DIVISION 5

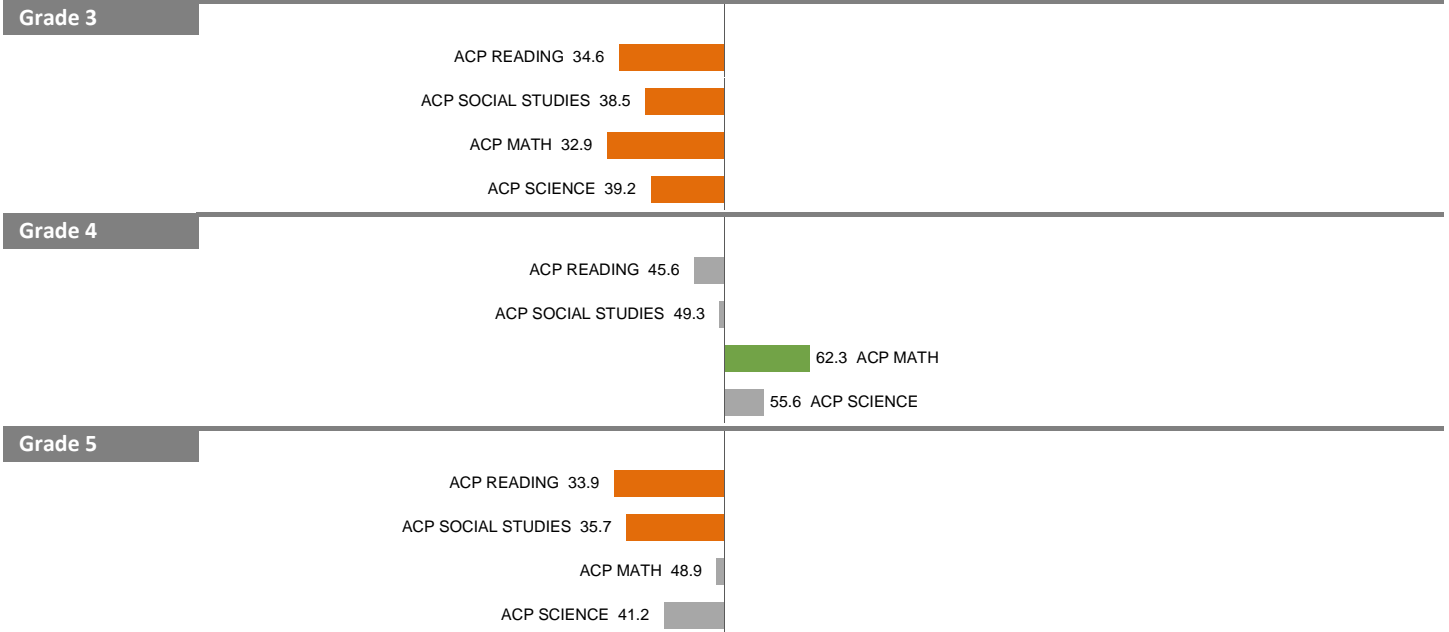
Overall SEI: 44.1

AEIS Rating: Met Standard

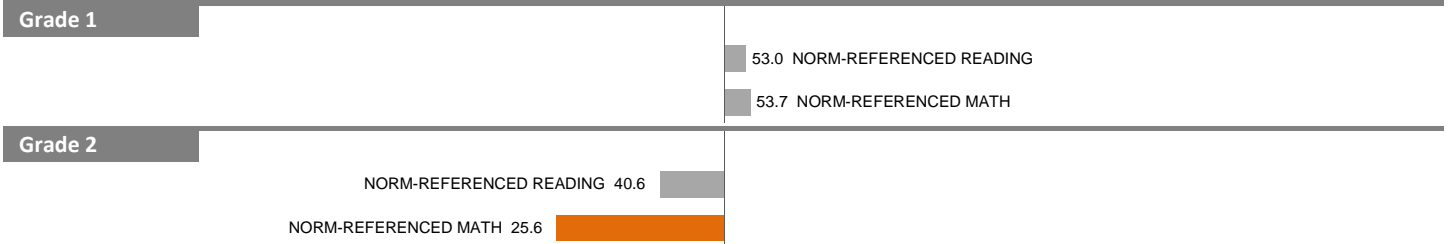
STAAR



Core ACP



Other



NOTES: "Overall SEI" has an average of 50 and standard deviation of 5; the range for an "average" overall SEI is 45 to 55. Component SEIs (e.g. "Grade 5 STAAR READING" or "PSAT WRITING") each have an average of 50 and standard deviation of 10; the range for an "average" component SEI is 40 to 60. Component SEIs are computed only if at least eight students are included.

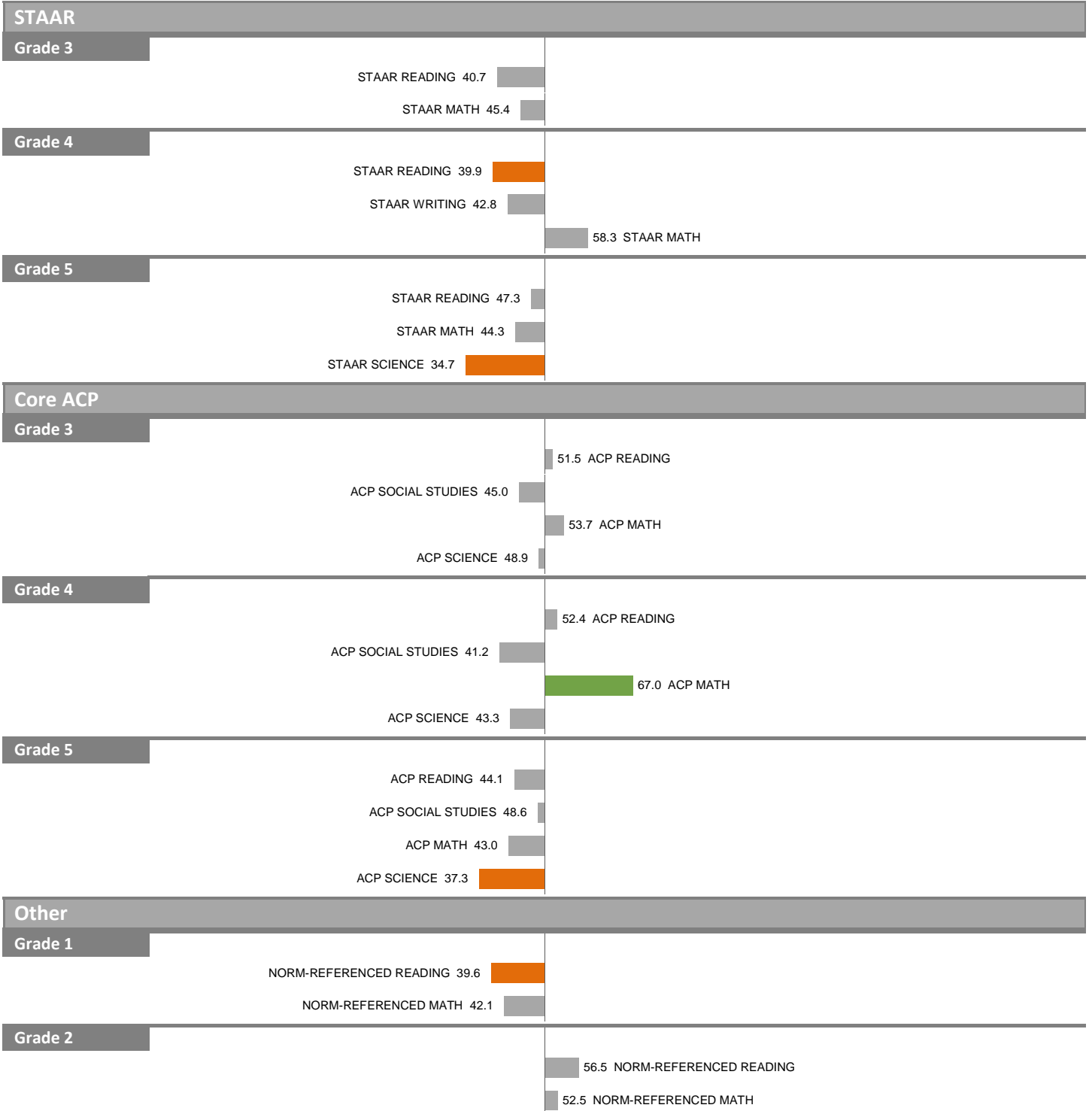
2012-13 School Effectiveness Index (SEI) Detail

276–GILBERT CUELLAR, SR.

Overall SEI: 45.6

2013-14 DIVISION 5

AEIS Rating: Improvement Required



NOTES: "Overall SEI" has an average of 50 and standard deviation of 5; the range for an "average" overall SEI is 45 to 55. Component SEIs (e.g. "Grade 5 STAAR READING" or "PSAT WRITING") each have an average of 50 and standard deviation of 10; the range for an "average" component SEI is 40 to 60. Component SEIs are computed only if at least eight students are included.

2012-13 School Effectiveness Index (SEI) Detail


289-FELIX G. BOTELLO

2013-14 DIVISION 5

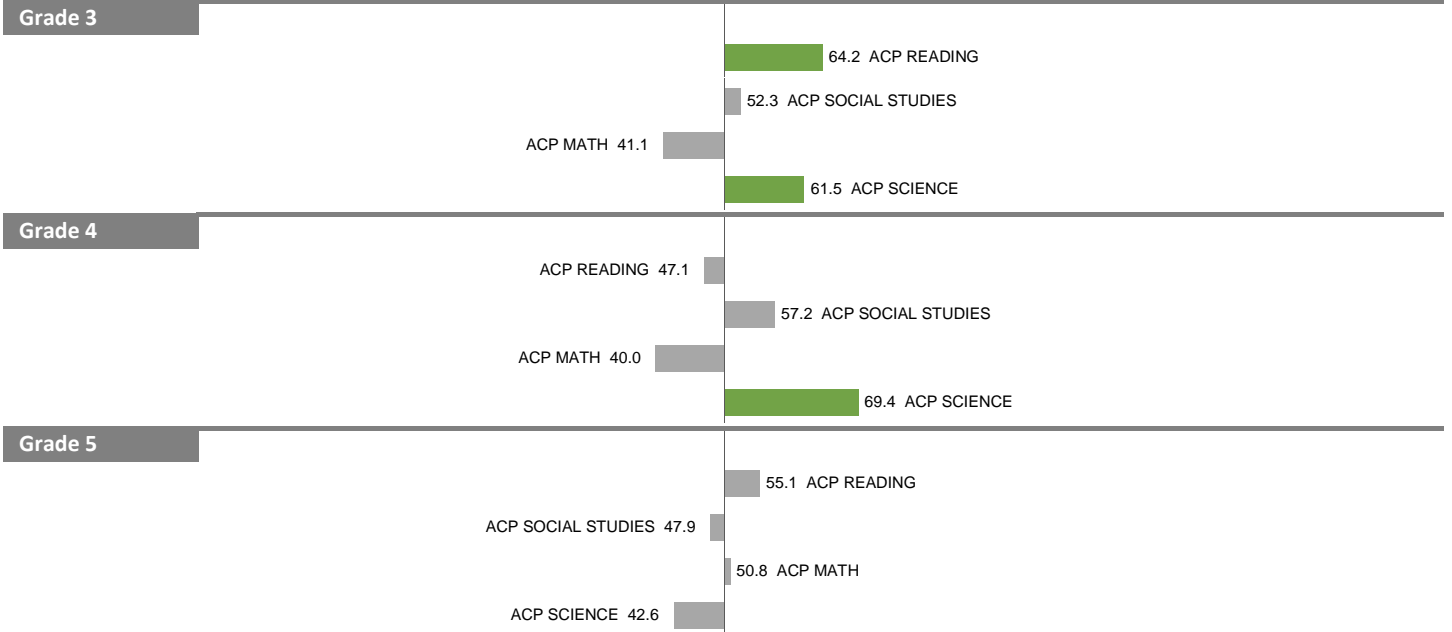
Overall SEI: 45.8

AEIS Rating: Met Standard

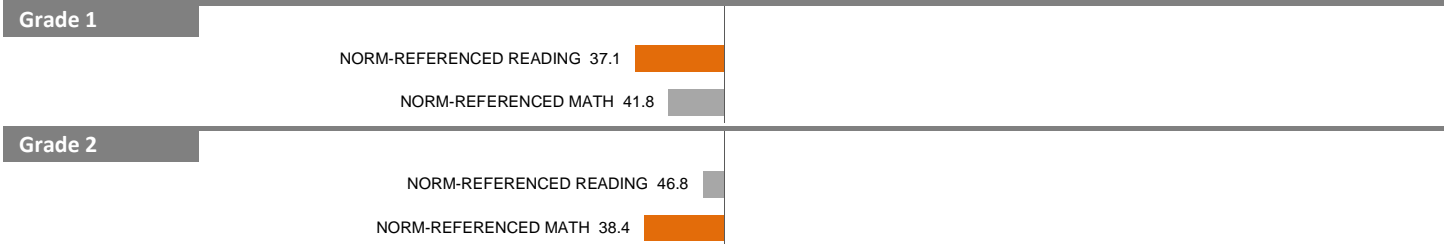
STAAR



Core ACP



Other



NOTES: "Overall SEI" has an average of 50 and standard deviation of 5; the range for an "average" overall SEI is 45 to 55. Component SEIs (e.g. "Grade 5 STAAR READING" or "PSAT WRITING") each have an average of 50 and standard deviation of 10; the range for an "average" component SEI is 40 to 60. Component SEIs are computed only if at least eight students are included.


2012-13 School Effectiveness Index (SEI) Detail

301–WILMER-HUTCHINS ELEMENTARY

Overall SEI: 51.2

2013-14 DIVISION 5

AEIS Rating: Met Standard



NOTES: "Overall SEI" has an average of 50 and standard deviation of 5; the range for an "average" overall SEI is 45 to 55. Component SEIs (e.g. "Grade 5 STAAR READING" or "PSAT WRITING") each have an average of 50 and standard deviation of 10; the range for an "average" component SEI is 40 to 60. Component SEIs are computed only if at least eight students are included.


2012-13 School Effectiveness Index (SEI) Detail

305-EBBY HALLIDAY

2013-14 DIVISION 5

Overall SEI: 47.5

AEIS Rating: Met Standard



NOTES: "Overall SEI" has an average of 50 and standard deviation of 5; the range for an "average" overall SEI is 45 to 55. Component SEIs (e.g. "Grade 5 STAAR READING" or "PSAT WRITING") each have an average of 50 and standard deviation of 10; the range for an "average" component SEI is 40 to 60. Component SEIs are computed only if at least eight students are included.


2012-13 School Effectiveness Index (SEI) Detail

352-BALCH SPRINGS

Overall SEI: 38.6

2013-14 DIVISION 5

AEIS Rating: Met Standard



NOTES: "Overall SEI" has an average of 50 and standard deviation of 5; the range for an "average" overall SEI is 45 to 55. Component SEIs (e.g. "Grade 5 STAAR READING" or "PSAT WRITING") each have an average of 50 and standard deviation of 10; the range for an "average" component SEI is 40 to 60. Component SEIs are computed only if at least eight students are included.

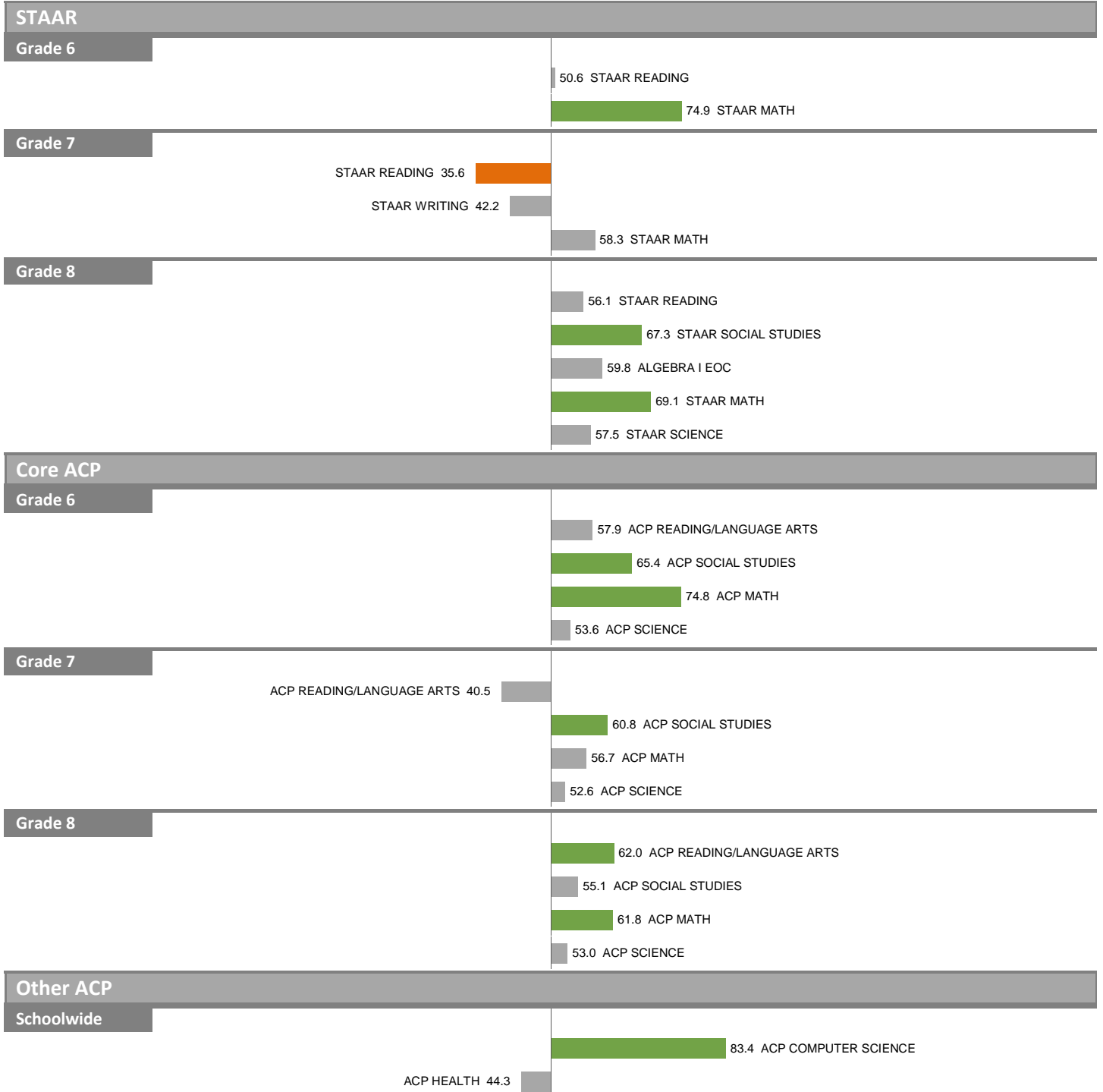
2012-13 School Effectiveness Index (SEI) Detail

354-KENNEDY-CURRY

Overall SEI: 56.4

2013-14 DIVISION 5

AEIS Rating: Met Standard



NOTES: "Overall SEI" has an average of 50 and standard deviation of 5; the range for an "average" overall SEI is 45 to 55. Component SEIs (e.g. "Grade 5 STAAR READING" or "PSAT WRITING") each have an average of 50 and standard deviation of 10; the range for an "average" component SEI is 40 to 60. Component SEIs are computed only if at least eight students are included.

2012-13 School Effectiveness Index (SEI) Detail

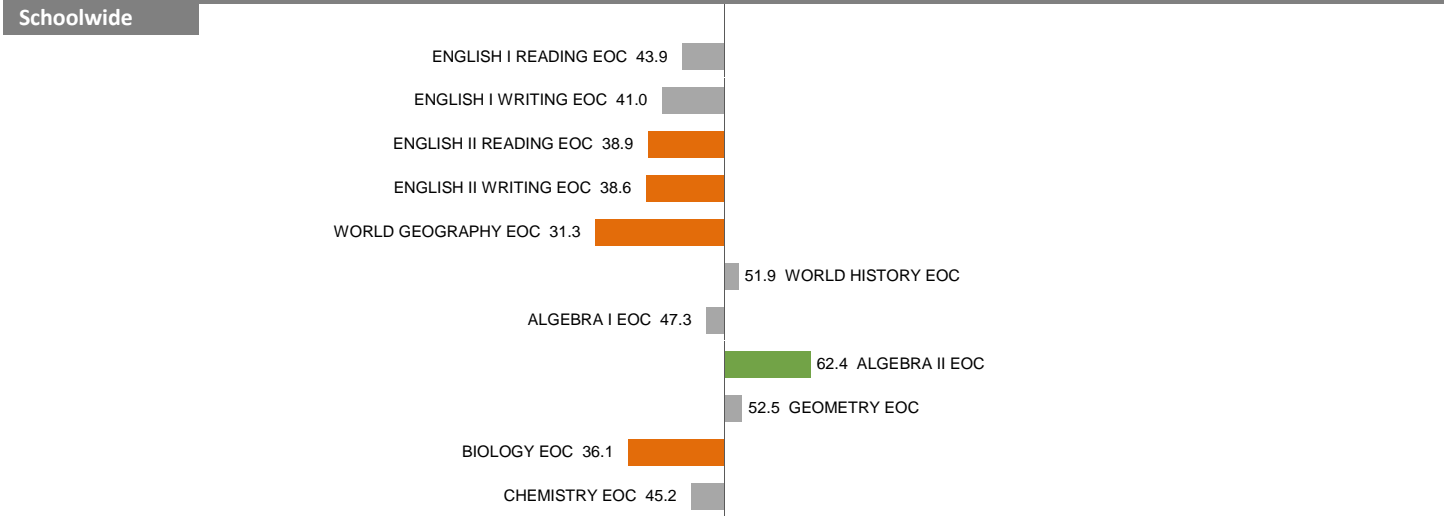
380-WILMER-HUTCHINS HIGH SCHOOL

Overall SEI: 44.4

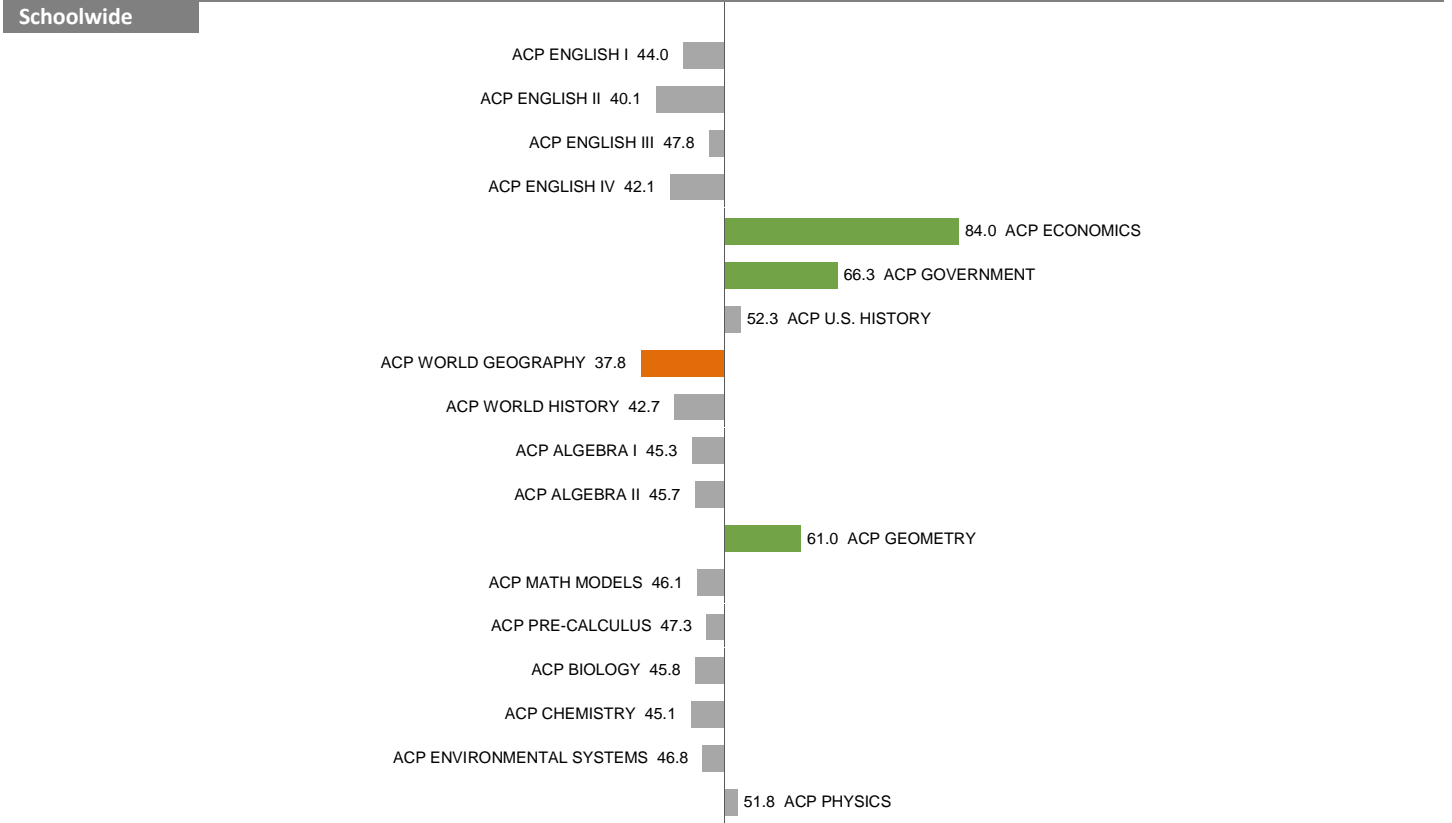
2013-14 DIVISION 5

AEIS Rating: Improvement Required

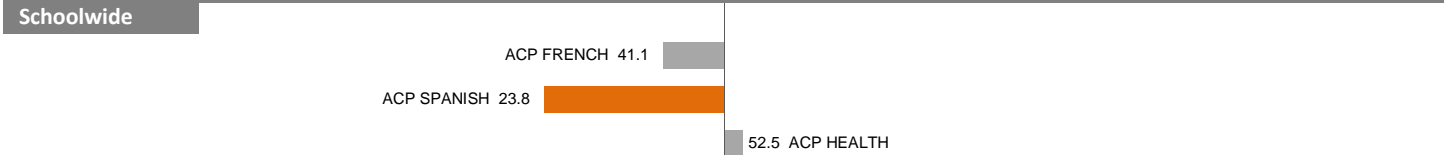
STAAR



Core ACP



Other ACP



NOTES: "Overall SEI" has an average of 50 and standard deviation of 5; the range for an "average" overall SEI is 45 to 55. Component SEIs (e.g. "Grade 5 STAAR READING" or "PSAT WRITING") each have an average of 50 and standard deviation of 10; the range for an "average" component SEI is 40 to 60. Component SEIs are computed only if at least eight students are included.

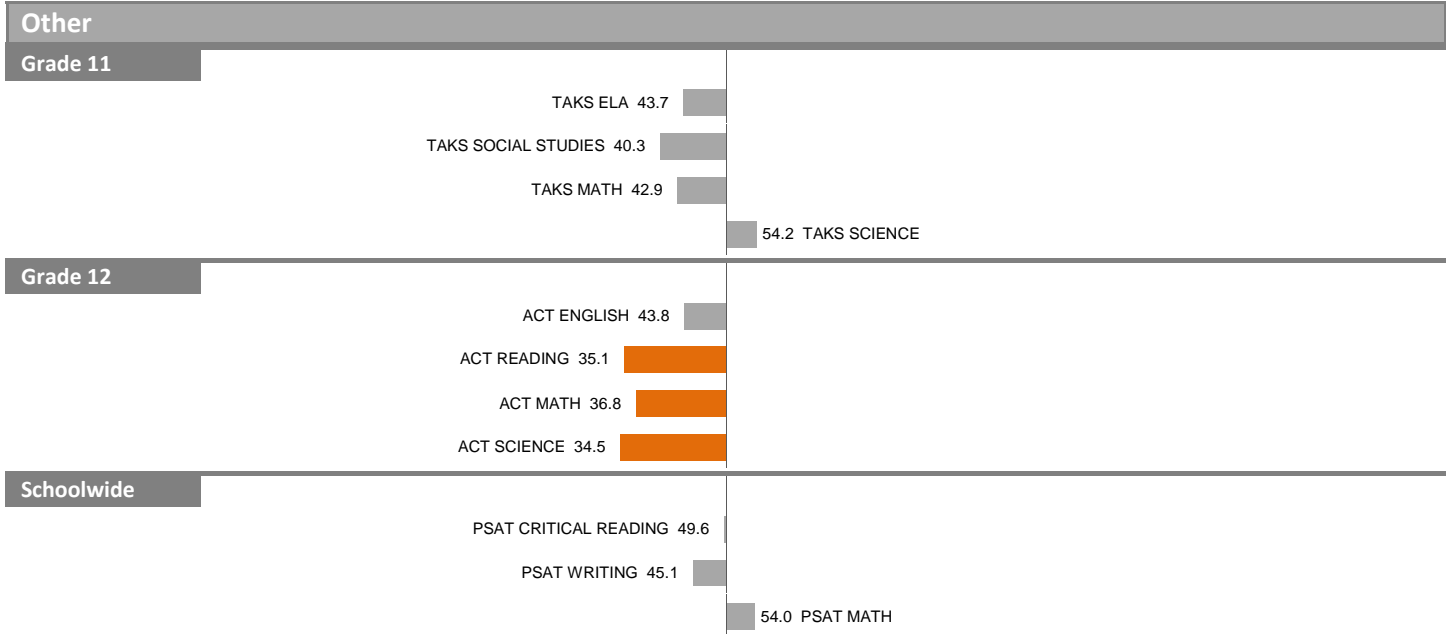
2012-13 School Effectiveness Index (SEI) Detail

380-WILMER-HUTCHINS HIGH SCHOOL

Overall SEI: 44.4

2013-14 DIVISION 5

AEIS Rating: Improvement Required



NOTES: "Overall SEI" has an average of 50 and standard deviation of 5; the range for an "average" overall SEI is 45 to 55. Component SEIs (e.g. "Grade 5 STAAR READING" or "PSAT WRITING") each have an average of 50 and standard deviation of 10; the range for an "average" component SEI is 40 to 60. Component SEIs are computed only if at least eight students are included.