

2012-13 School Effectiveness Index (SEI) Detail

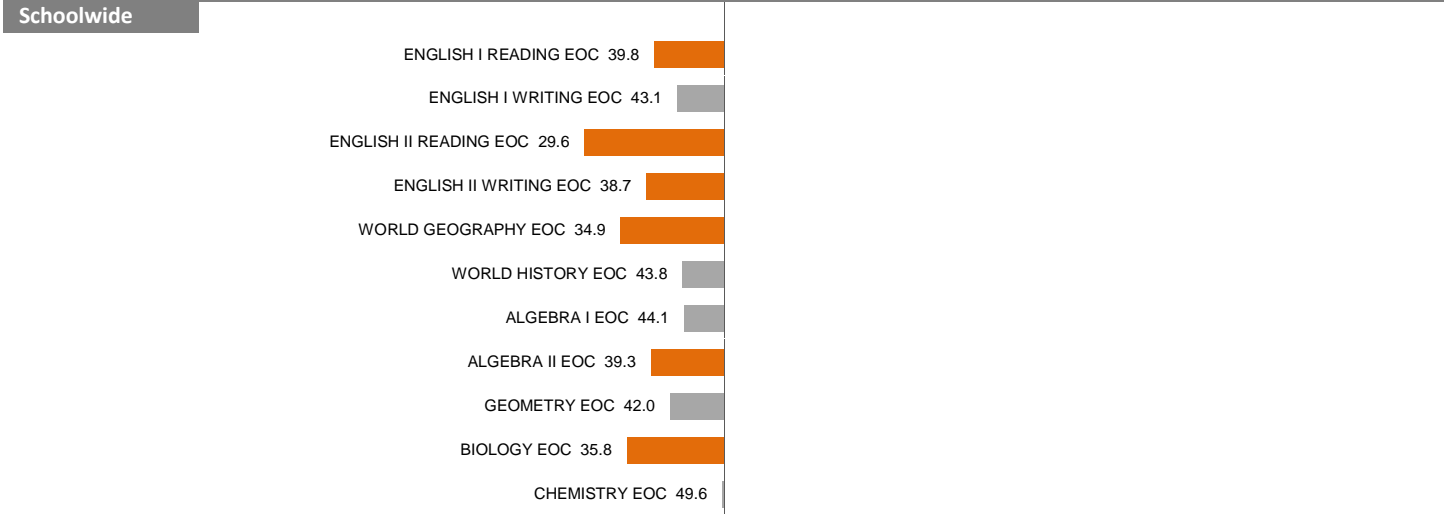
16-SOUTH OAK CLIFF

2013-14 DIVISION 4

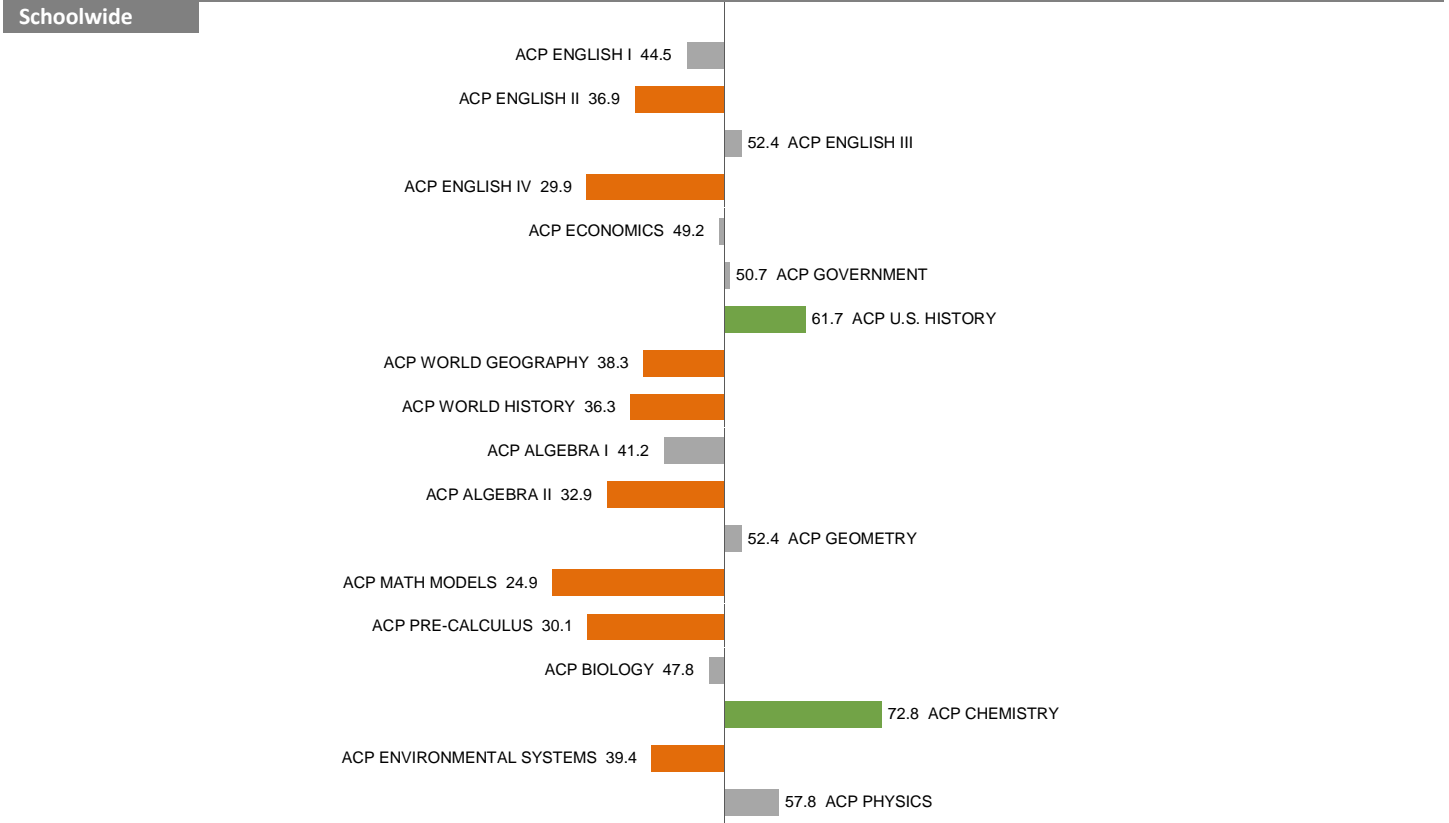
Overall SEI: 39.3

AEIS Rating: Met Standard

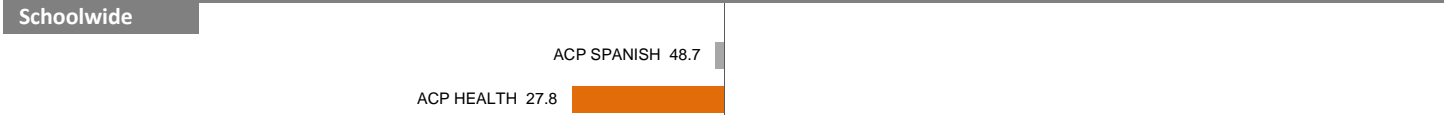
STAAR



Core ACP



Other ACP



NOTES: "Overall SEI" has an average of 50 and standard deviation of 5; the range for an "average" overall SEI is 45 to 55. Component SEIs (e.g. "Grade 5 STAAR READING" or "PSAT WRITING") each have an average of 50 and standard deviation of 10; the range for an "average" component SEI is 40 to 60. Component SEIs are computed only if at least eight students are included.

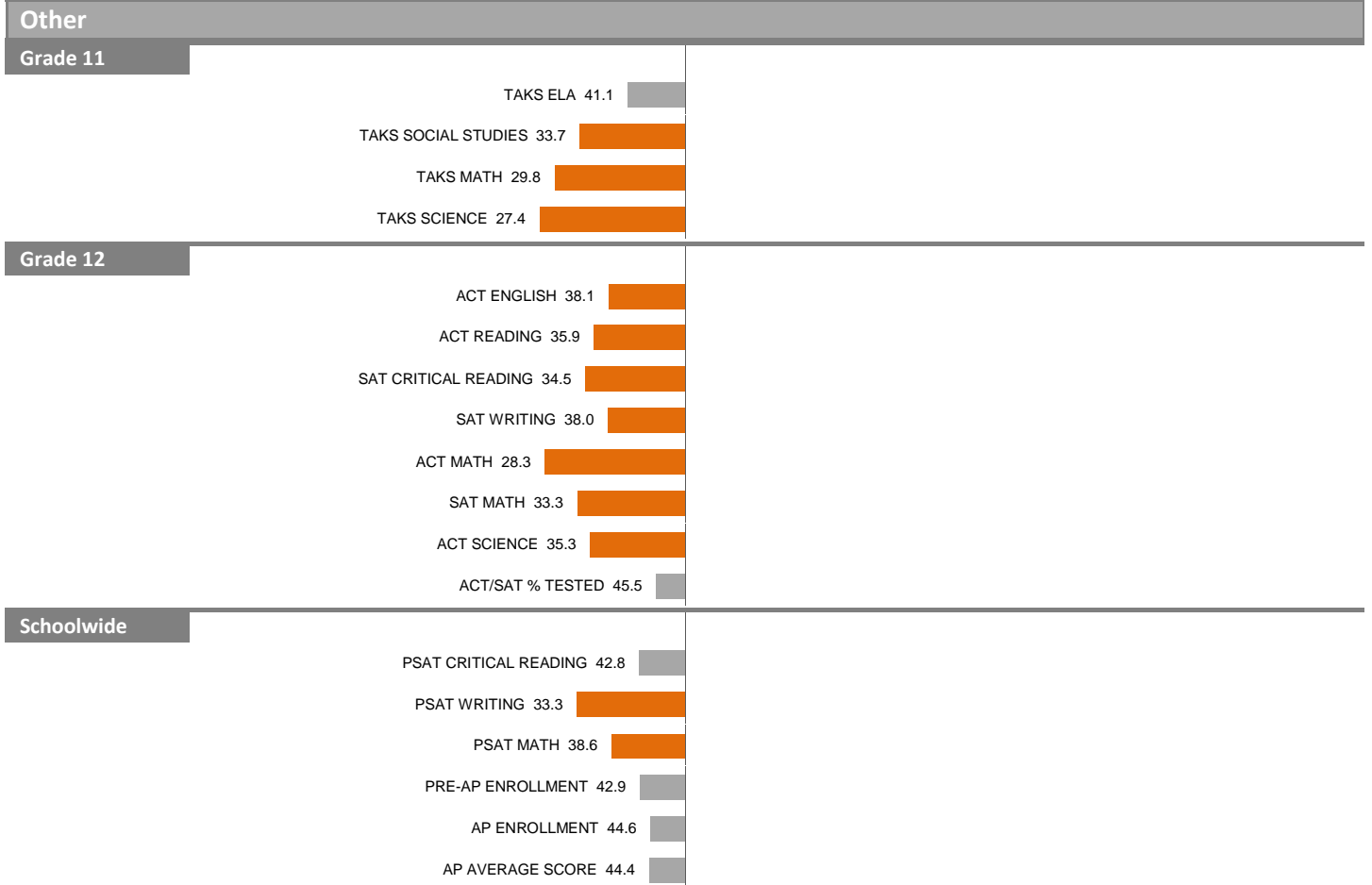
2012-13 School Effectiveness Index (SEI) Detail

16-SOUTH OAK CLIFF

2013-14 DIVISION 4

Overall SEI: 39.3

AEIS Rating: Met Standard



NOTES: "Overall SEI" has an average of 50 and standard deviation of 5; the range for an "average" overall SEI is 45 to 55. Component SEIs (e.g. "Grade 5 STAAR READING" or "PSAT WRITING") each have an average of 50 and standard deviation of 10; the range for an "average" component SEI is 40 to 60. Component SEIs are computed only if at least eight students are included.

2012-13 School Effectiveness Index (SEI) Detail

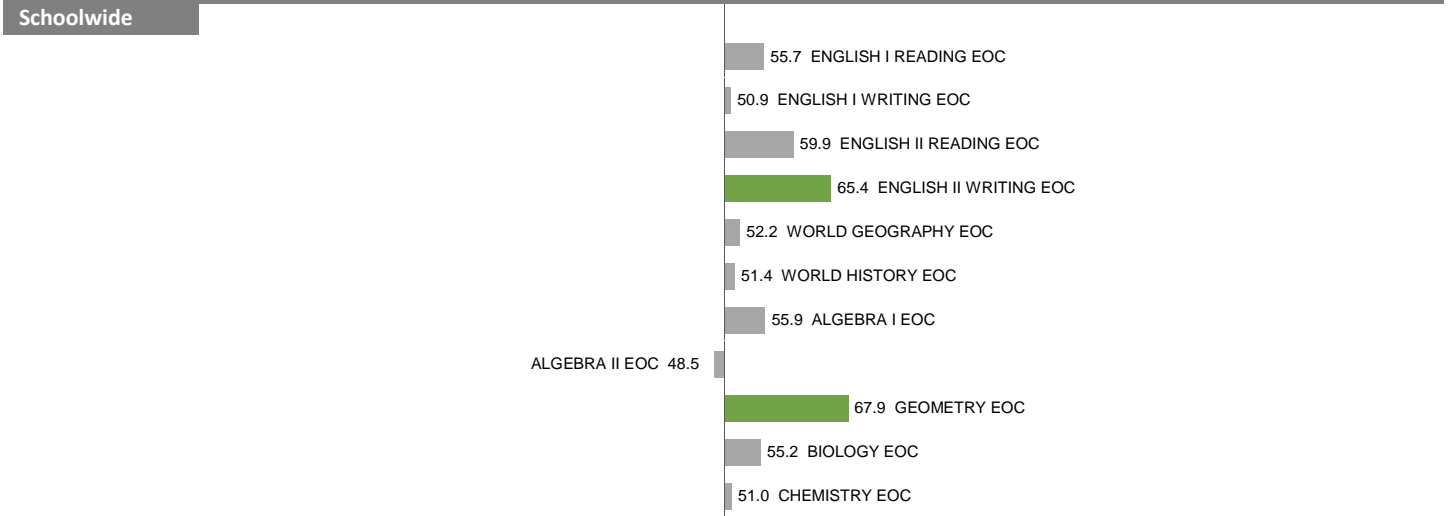
22-WOODROW WILSON

2013-14 DIVISION 4

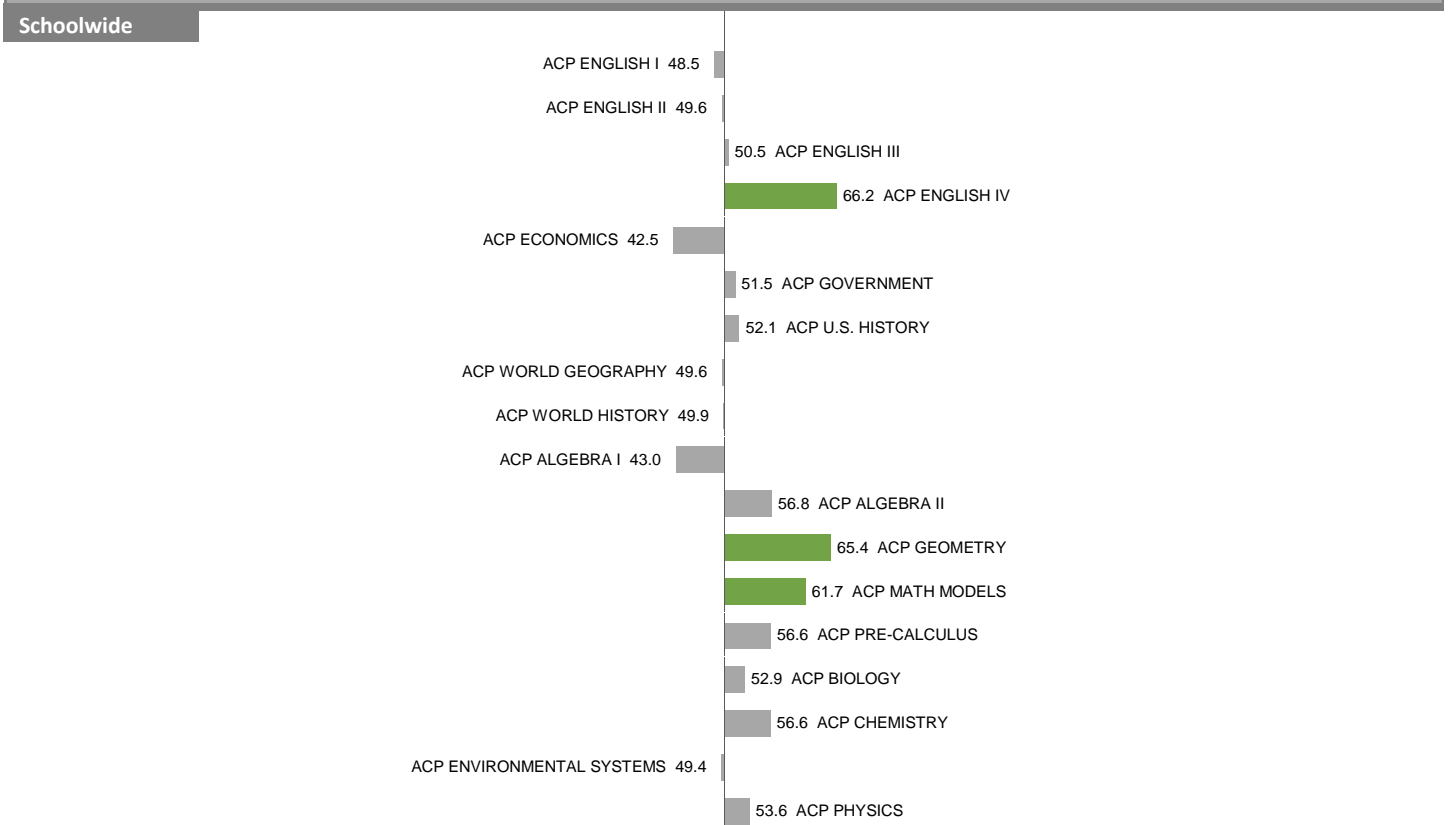
Overall SEI: 53.7

AEIS Rating: Met Standard

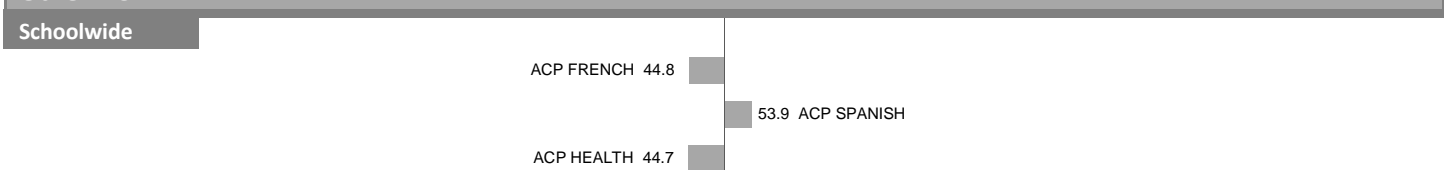
STAAR



Core ACP



Other ACP



NOTES: "Overall SEI" has an average of 50 and standard deviation of 5; the range for an "average" overall SEI is 45 to 55. Component SEIs (e.g. "Grade 5 STAAR READING" or "PSAT WRITING") each have an average of 50 and standard deviation of 10; the range for an "average" component SEI is 40 to 60. Component SEIs are computed only if at least eight students are included.

2012-13 School Effectiveness Index (SEI) Detail

22-WOODROW WILSON

2013-14 DIVISION 4

Overall SEI: 53.7

AEIS Rating: Met Standard



NOTES: "Overall SEI" has an average of 50 and standard deviation of 5; the range for an "average" overall SEI is 45 to 55. Component SEIs (e.g. "Grade 5 STAAR READING" or "PSAT WRITING") each have an average of 50 and standard deviation of 10; the range for an "average" component SEI is 40 to 60. Component SEIs are computed only if at least eight students are included.

2012-13 School Effectiveness Index (SEI) Detail


25-SKYLINE

Overall SEI: 46.0

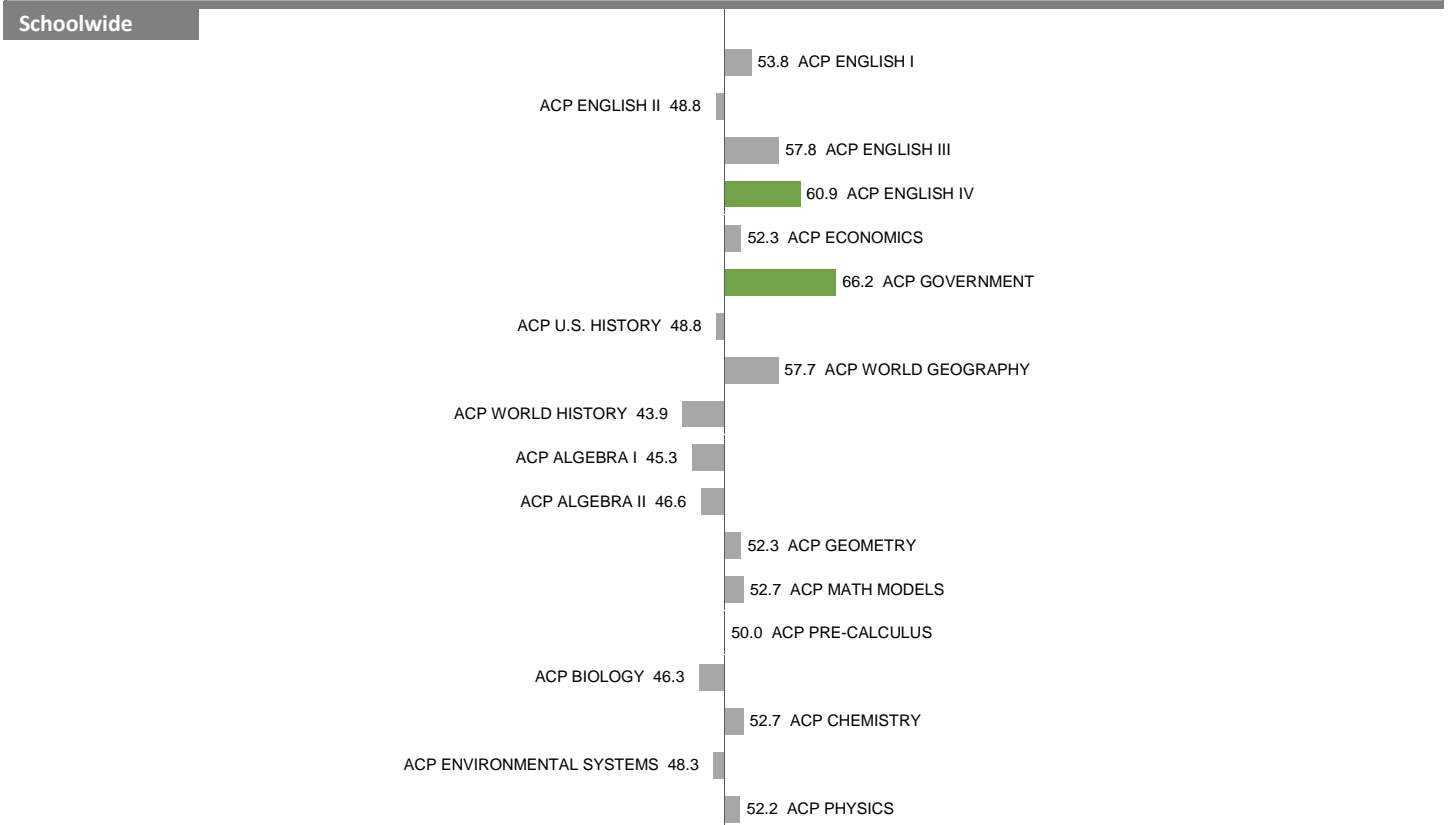
2013-14 DIVISION 4

AEIS Rating: Met Standard

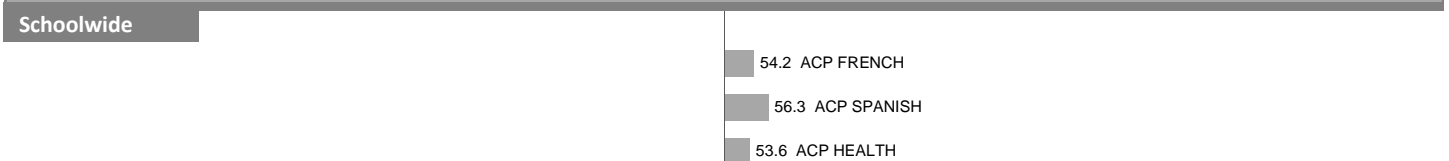
STAAR



Core ACP



Other ACP



NOTES: "Overall SEI" has an average of 50 and standard deviation of 5; the range for an "average" overall SEI is 45 to 55. Component SEIs (e.g. "Grade 5 STAAR READING" or "PSAT WRITING") each have an average of 50 and standard deviation of 10; the range for an "average" component SEI is 40 to 60. Component SEIs are computed only if at least eight students are included.

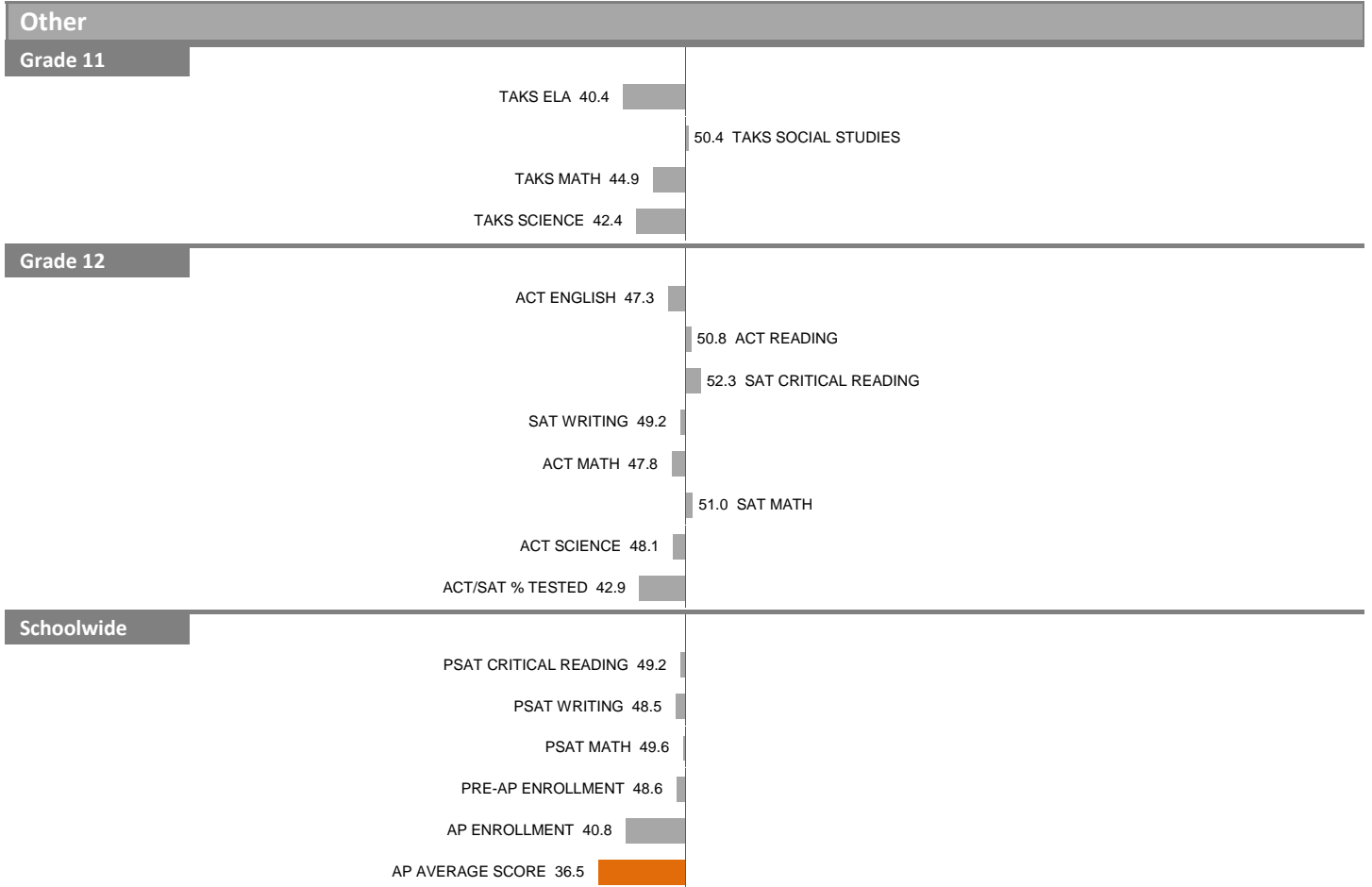
2012-13 School Effectiveness Index (SEI) Detail

25-SKYLINE

Overall SEI: 46.0

2013-14 DIVISION 4

AEIS Rating: Met Standard



NOTES: "Overall SEI" has an average of 50 and standard deviation of 5; the range for an "average" overall SEI is 45 to 55. Component SEIs (e.g. "Grade 5 STAAR READING" or "PSAT WRITING") each have an average of 50 and standard deviation of 10; the range for an "average" component SEI is 40 to 60. Component SEIs are computed only if at least eight students are included.

2012-13 School Effectiveness Index (SEI) Detail

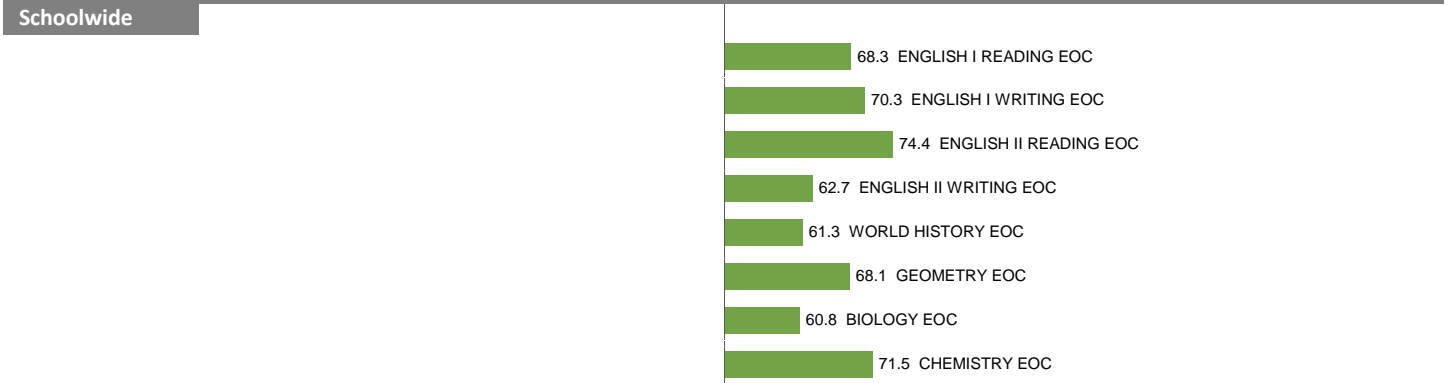
26--SCHOOL OF SCIENCE & ENGINEERING

Overall SEI: 69.3

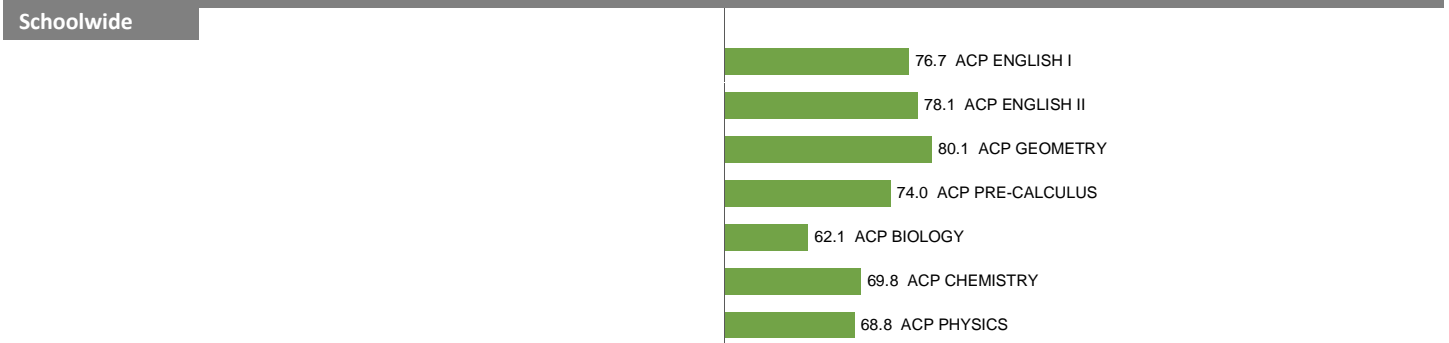
2013-14 DIVISION 4 (NO FP)

AEIS Rating: Met Standard

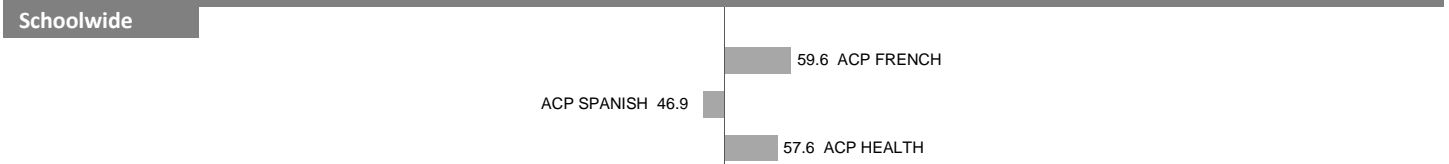
STAAR




Core ACP




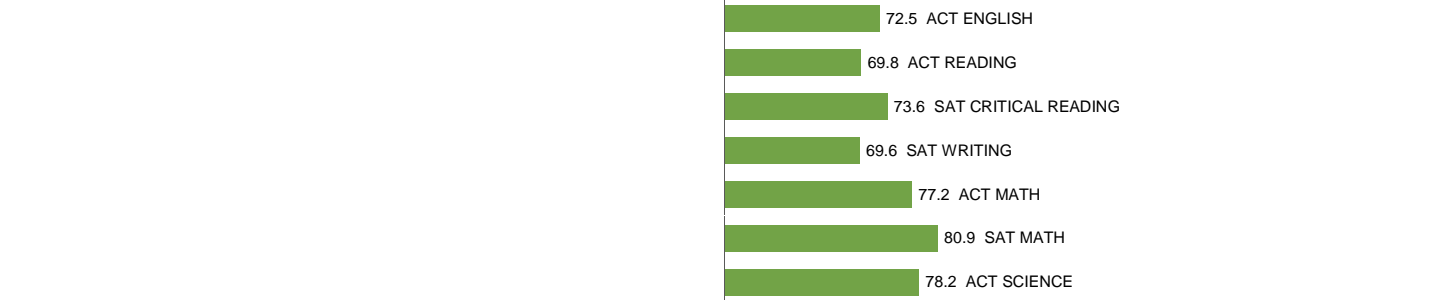
Other ACP



Other



Grade 12



NOTES: "Overall SEI" has an average of 50 and standard deviation of 5; the range for an "average" overall SEI is 45 to 55. Component SEIs (e.g. "Grade 5 STAAR READING" or "PSAT WRITING") each have an average of 50 and standard deviation of 10; the range for an "average" component SEI is 40 to 60. Component SEIs are computed only if at least eight students are included.

2012-13 School Effectiveness Index (SEI) Detail


32-JAMES MADISON

2013-14 DIVISION 4

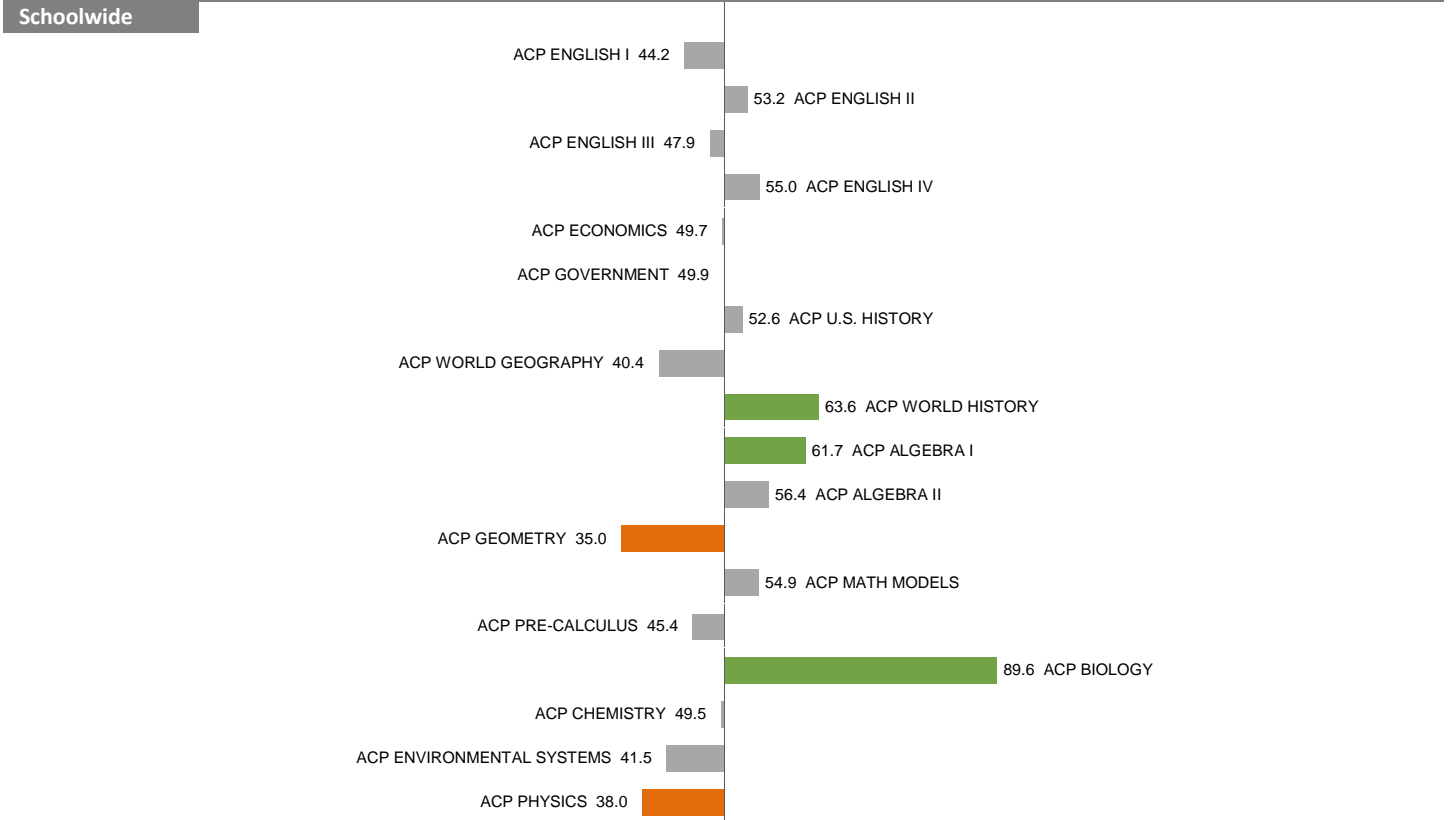
Overall SEI: 47.1

AEIS Rating: Met Standard

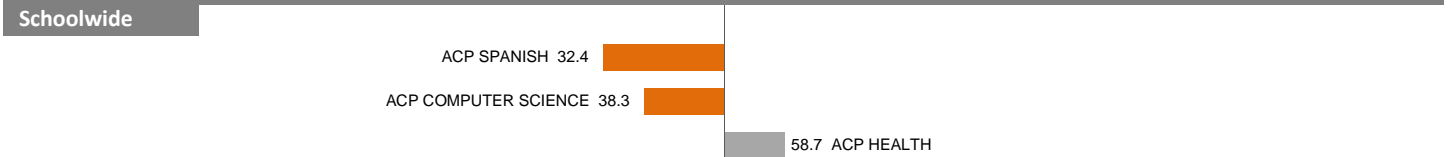
STAAR



Core ACP



Other ACP



NOTES: "Overall SEI" has an average of 50 and standard deviation of 5; the range for an "average" overall SEI is 45 to 55. Component SEIs (e.g. "Grade 5 STAAR READING" or "PSAT WRITING") each have an average of 50 and standard deviation of 10; the range for an "average" component SEI is 40 to 60. Component SEIs are computed only if at least eight students are included.

2012-13 School Effectiveness Index (SEI) Detail

32-JAMES MADISON

2013-14 DIVISION 4

Overall SEI: 47.1

AEIS Rating: Met Standard



NOTES: "Overall SEI" has an average of 50 and standard deviation of 5; the range for an "average" overall SEI is 45 to 55. Component SEIs (e.g. "Grade 5 STAAR READING" or "PSAT WRITING") each have an average of 50 and standard deviation of 10; the range for an "average" component SEI is 40 to 60. Component SEIs are computed only if at least eight students are included.

2012-13 School Effectiveness Index (SEI) Detail

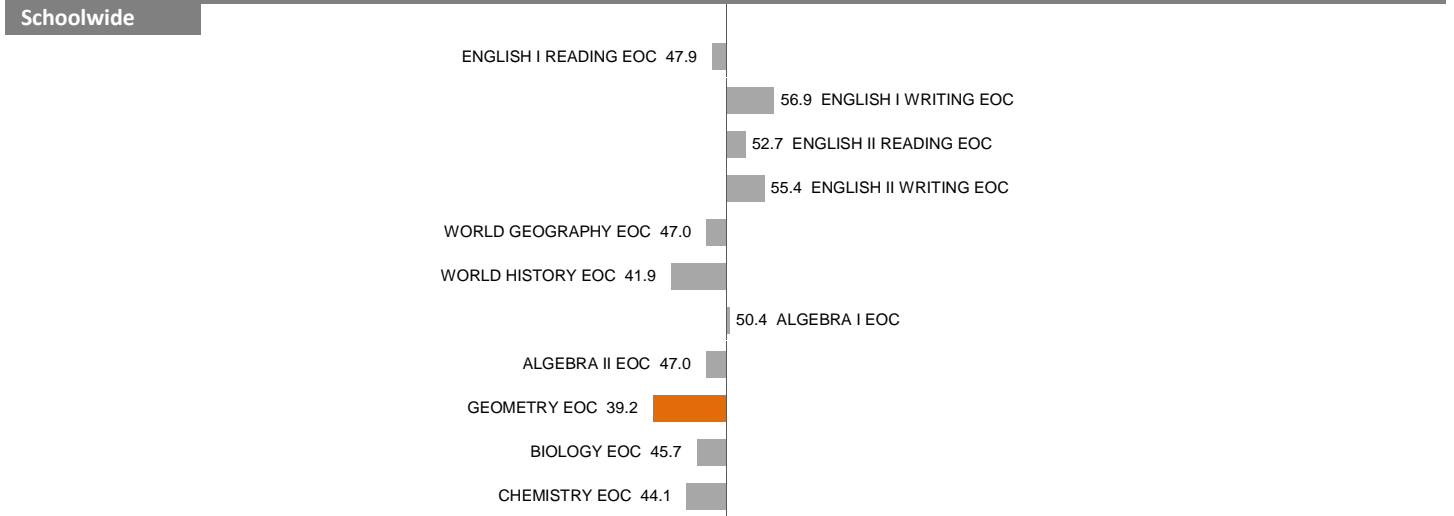
33-SCHOOL OF BUSINESS & MANAGEMENT

Overall SEI: 49.0

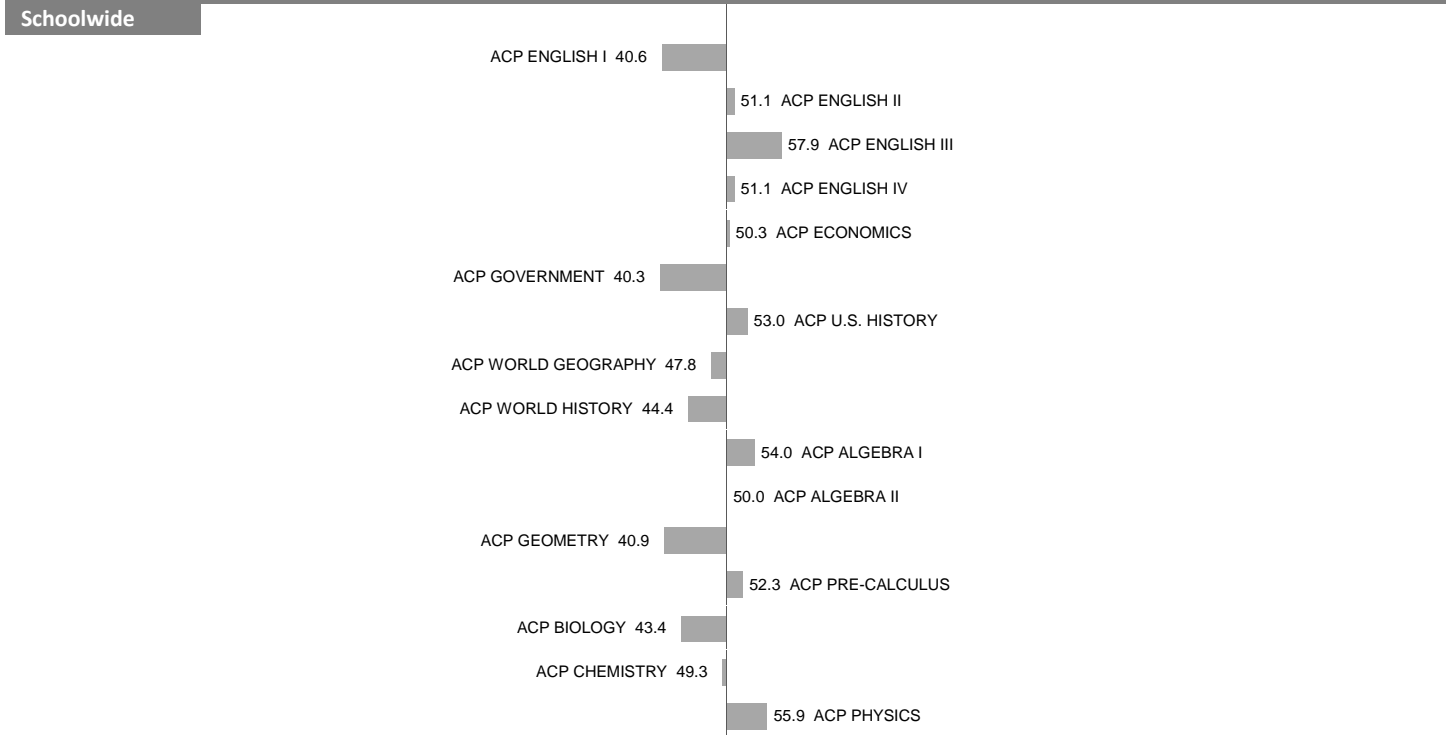
2013-14 DIVISION 4 (NO FP)

AEIS Rating: Met Standard

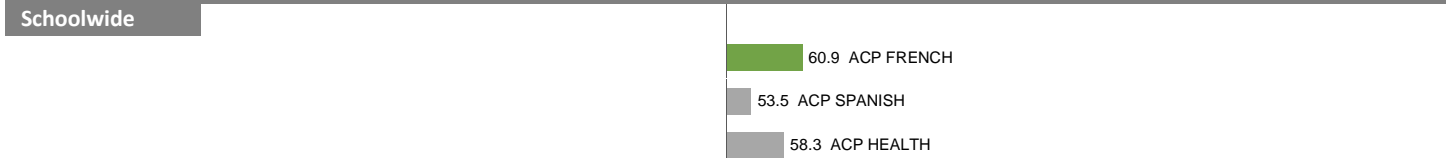
STAAR



Core ACP



Other ACP



NOTES: "Overall SEI" has an average of 50 and standard deviation of 5; the range for an "average" overall SEI is 45 to 55. Component SEIs (e.g. "Grade 5 STAAR READING" or "PSAT WRITING") each have an average of 50 and standard deviation of 10; the range for an "average" component SEI is 40 to 60. Component SEIs are computed only if at least eight students are included.

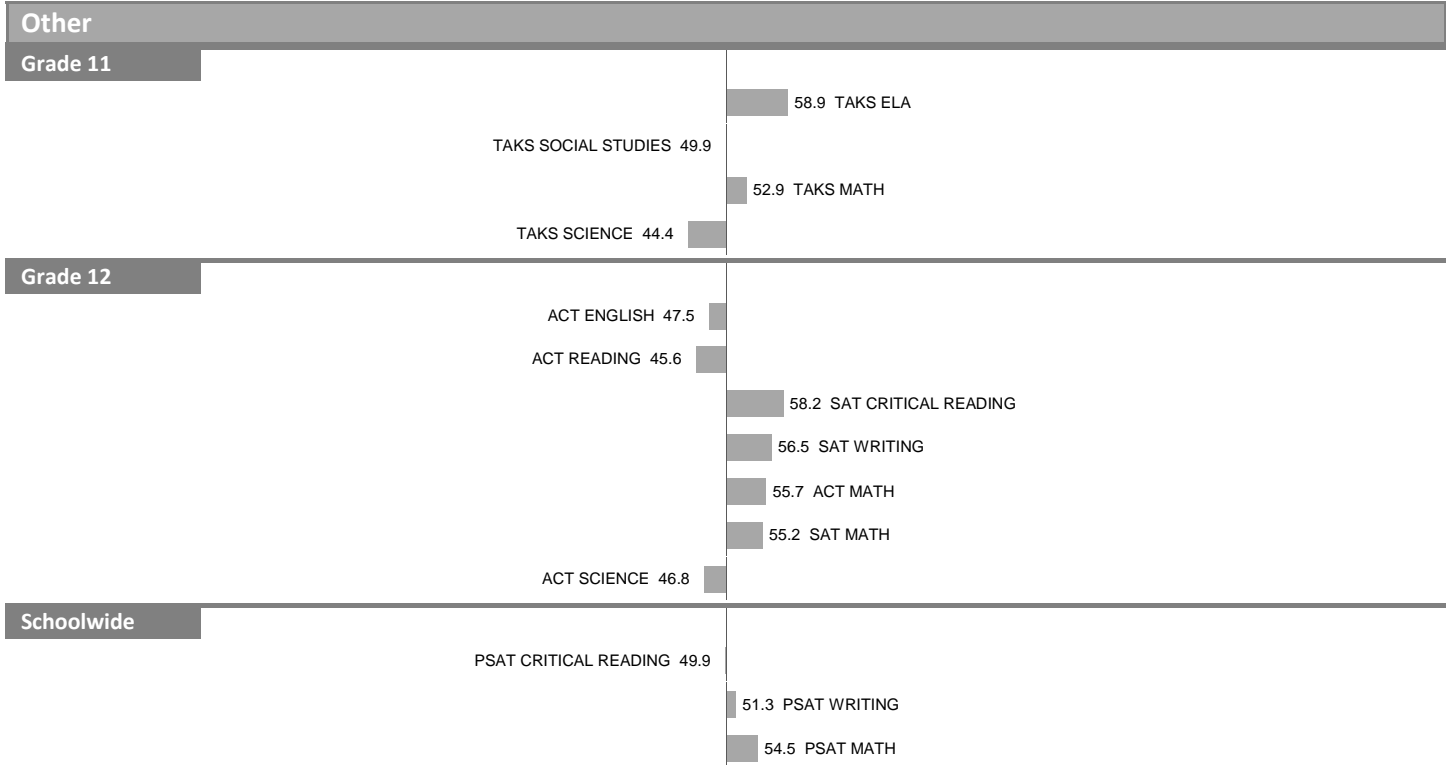
2012-13 School Effectiveness Index (SEI) Detail

33-SCHOOL OF BUSINESS & MANAGEMENT

Overall SEI: 49.0

2013-14 DIVISION 4 (NO FP)

AEIS Rating: Met Standard



NOTES: "Overall SEI" has an average of 50 and standard deviation of 5; the range for an "average" overall SEI is 45 to 55. Component SEIs (e.g. "Grade 5 STAAR READING" or "PSAT WRITING") each have an average of 50 and standard deviation of 10; the range for an "average" component SEI is 40 to 60. Component SEIs are computed only if at least eight students are included.

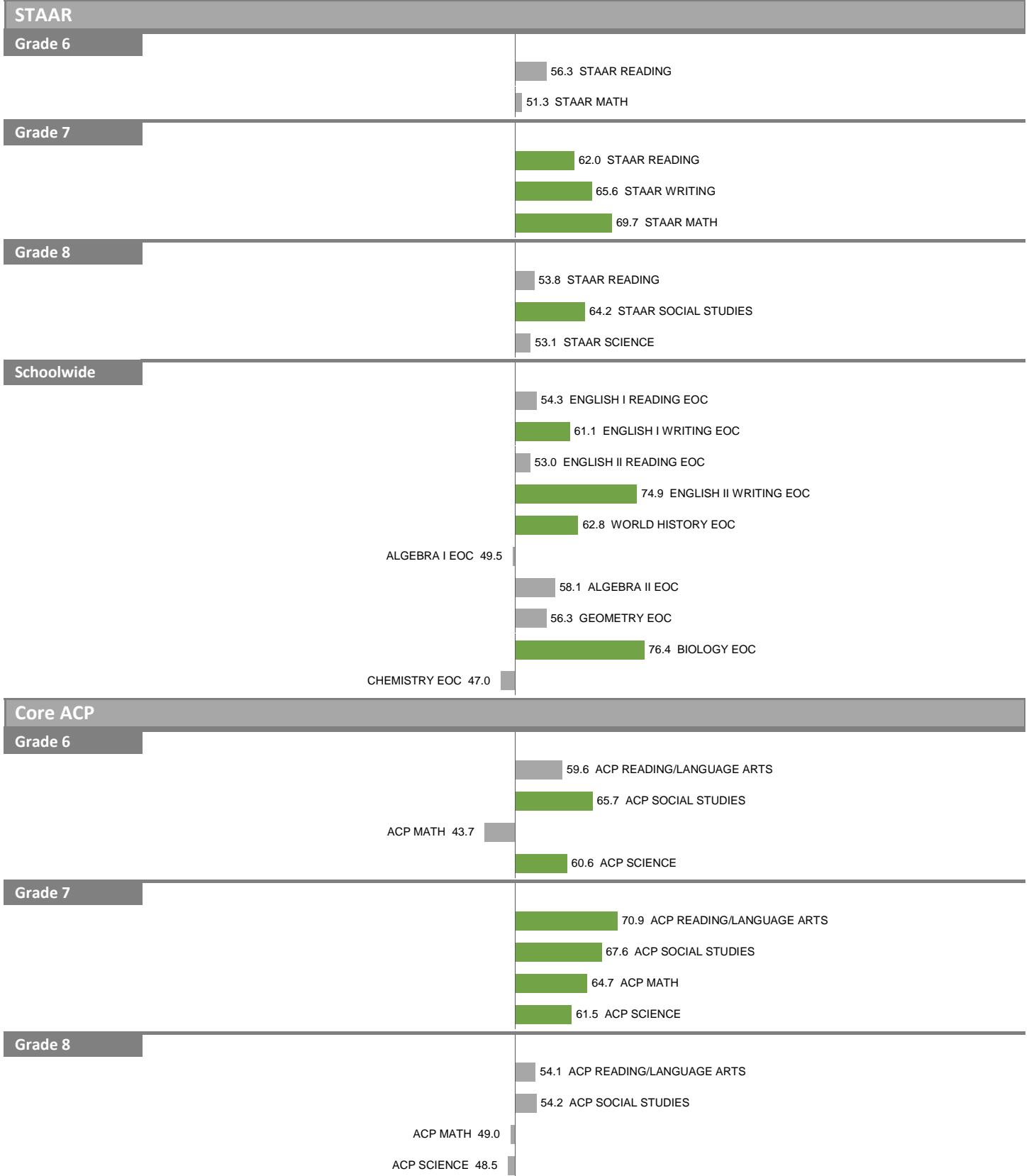
2012-13 School Effectiveness Index (SEI) Detail

35 and 356—IRMA L. RANGEL ACADEMY

Overall SEI: 60.1 (35), 58.4 (356)

2013-14 DIVISION 4 (NO FP)

AEIS Rating: Met Standard



NOTES: "Overall SEI" has an average of 50 and standard deviation of 5; the range for an "average" overall SEI is 45 to 55. Component SEIs (e.g. "Grade 5 STAAR READING" or "PSAT WRITING") each have an average of 50 and standard deviation of 10; the range for an "average" component SEI is 40 to 60. Component SEIs are computed only if at least eight students are included.

2012-13 School Effectiveness Index (SEI) Detail

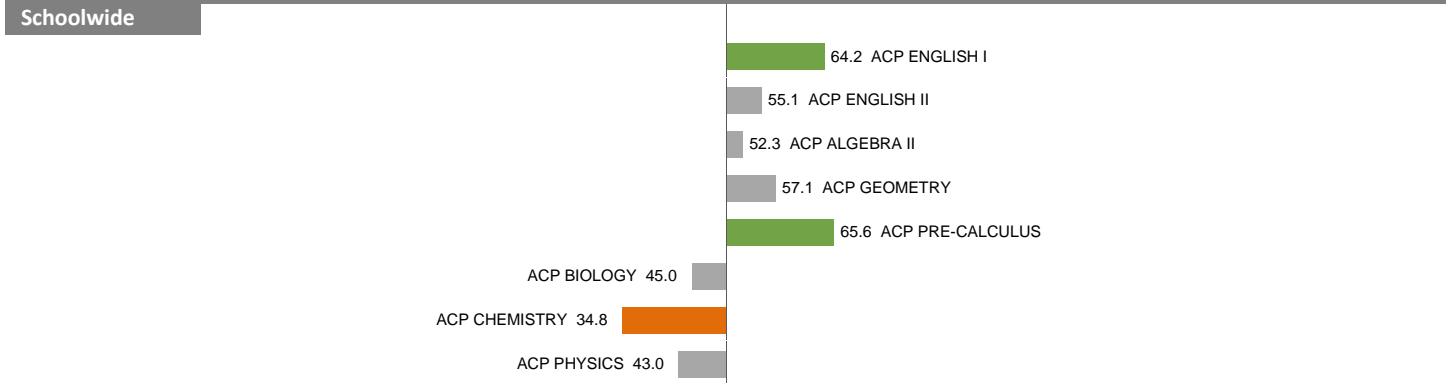
35 and 356—IRMA L. RANGEL ACADEMY

Overall SEI: 60.1 (35), 58.4 (356)

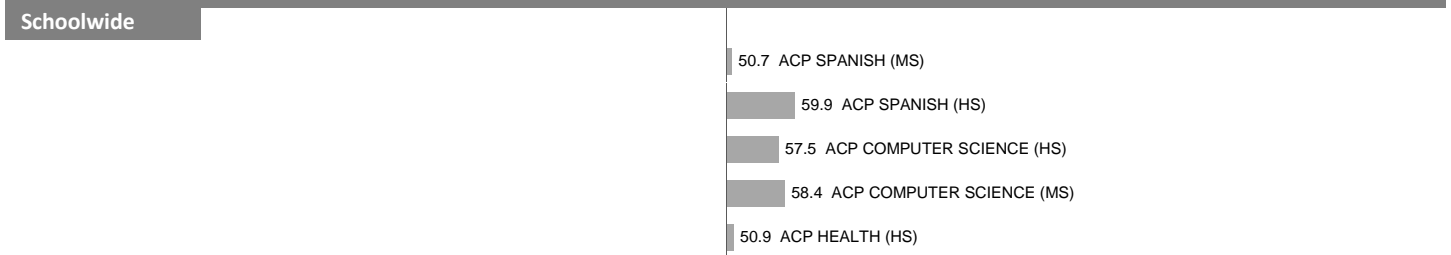
2013-14 DIVISION 4 (NO FP)

AEIS Rating: Met Standard

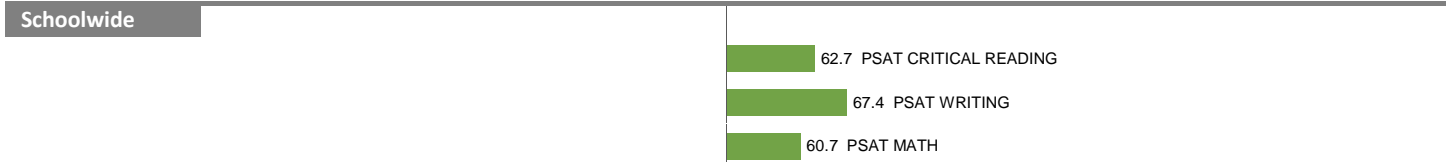
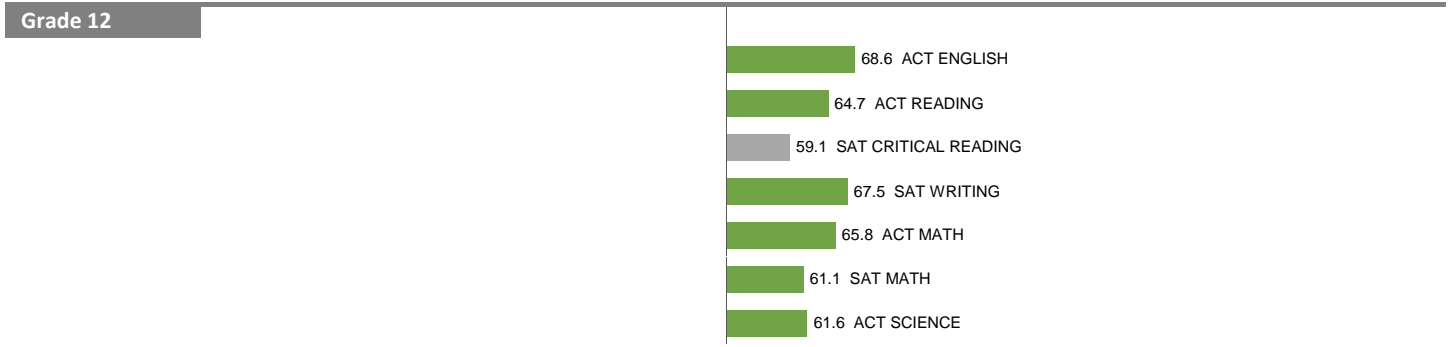
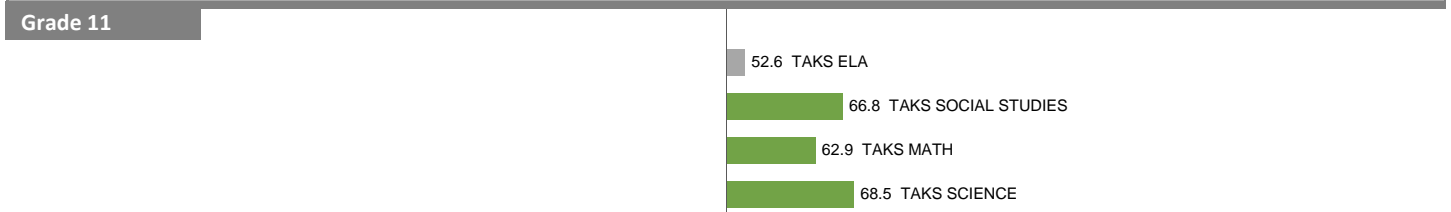
Core ACP



Other ACP



Other



NOTES: "Overall SEI" has an average of 50 and standard deviation of 5; the range for an "average" overall SEI is 45 to 55. Component SEIs (e.g. "Grade 5 STAAR READING" or "PSAT WRITING") each have an average of 50 and standard deviation of 10; the range for an "average" component SEI is 40 to 60. Component SEIs are computed only if at least eight students are included.

2012-13 School Effectiveness Index (SEI) Detail

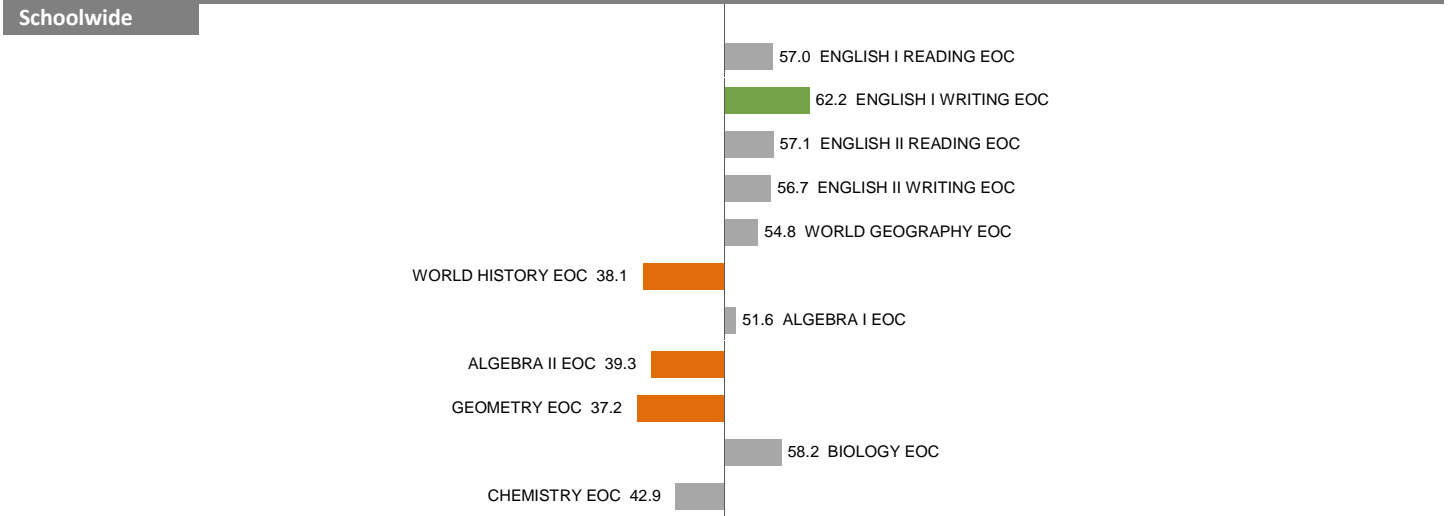
36-SCHOOL OF HEALTH PROFESSIONS

Overall SEI: 53.4

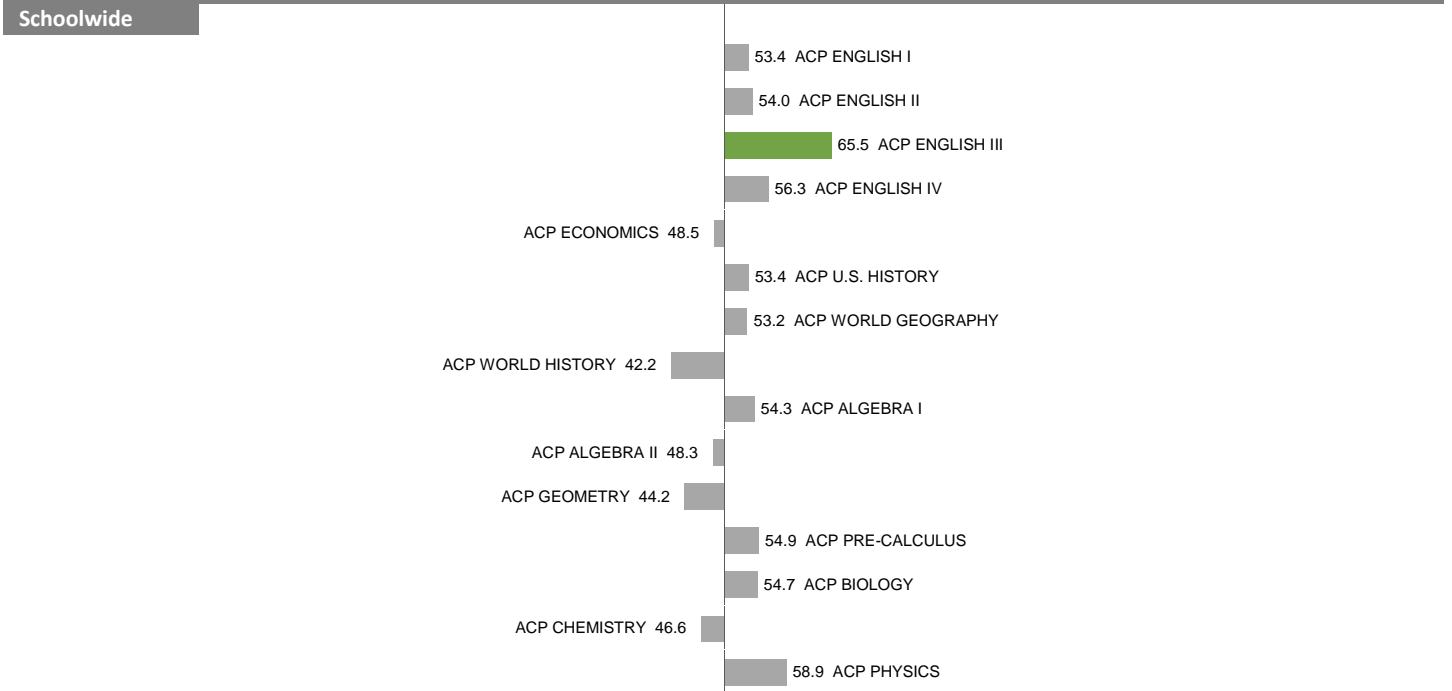
2013-14 DIVISION 4 (NO FP)

AEIS Rating: Met Standard

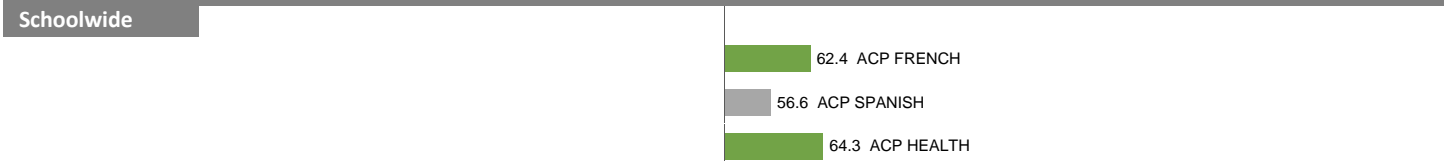
STAAR



Core ACP



Other ACP



NOTES: "Overall SEI" has an average of 50 and standard deviation of 5; the range for an "average" overall SEI is 45 to 55. Component SEIs (e.g. "Grade 5 STAAR READING" or "PSAT WRITING") each have an average of 50 and standard deviation of 10; the range for an "average" component SEI is 40 to 60. Component SEIs are computed only if at least eight students are included.

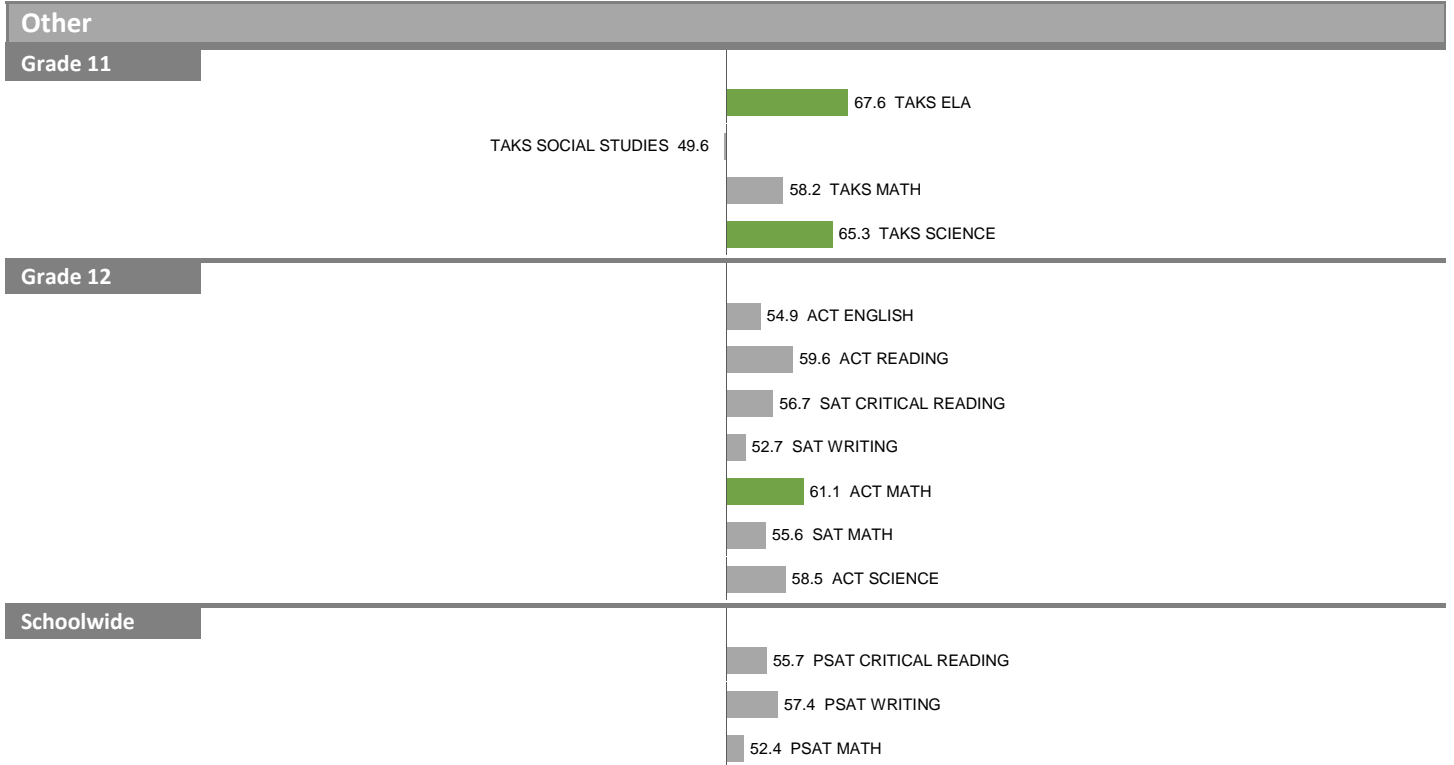
2012-13 School Effectiveness Index (SEI) Detail

36-SCHOOL OF HEALTH PROFESSIONS

Overall SEI: 53.4

2013-14 DIVISION 4 (NO FP)

AEIS Rating: Met Standard



NOTES: "Overall SEI" has an average of 50 and standard deviation of 5; the range for an "average" overall SEI is 45 to 55. Component SEIs (e.g. "Grade 5 STAAR READING" or "PSAT WRITING") each have an average of 50 and standard deviation of 10; the range for an "average" component SEI is 40 to 60. Component SEIs are computed only if at least eight students are included.

2012-13 School Effectiveness Index (SEI) Detail

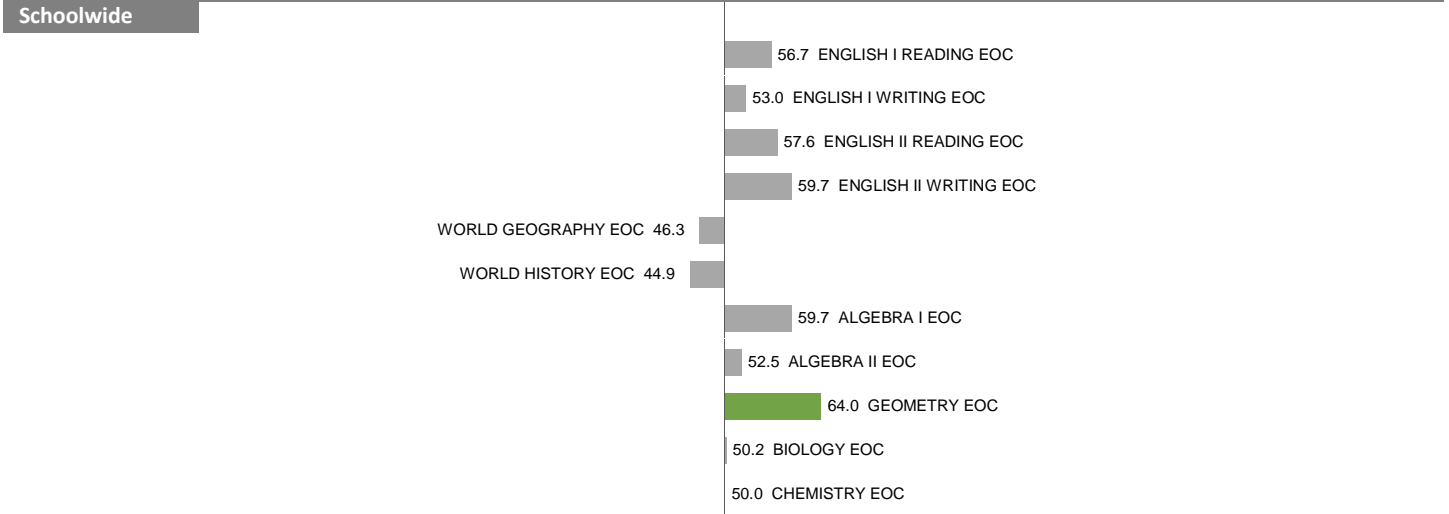
37-ROSIE SORRELLS SCHOOL OF EDUCATION

Overall SEI: 51.9

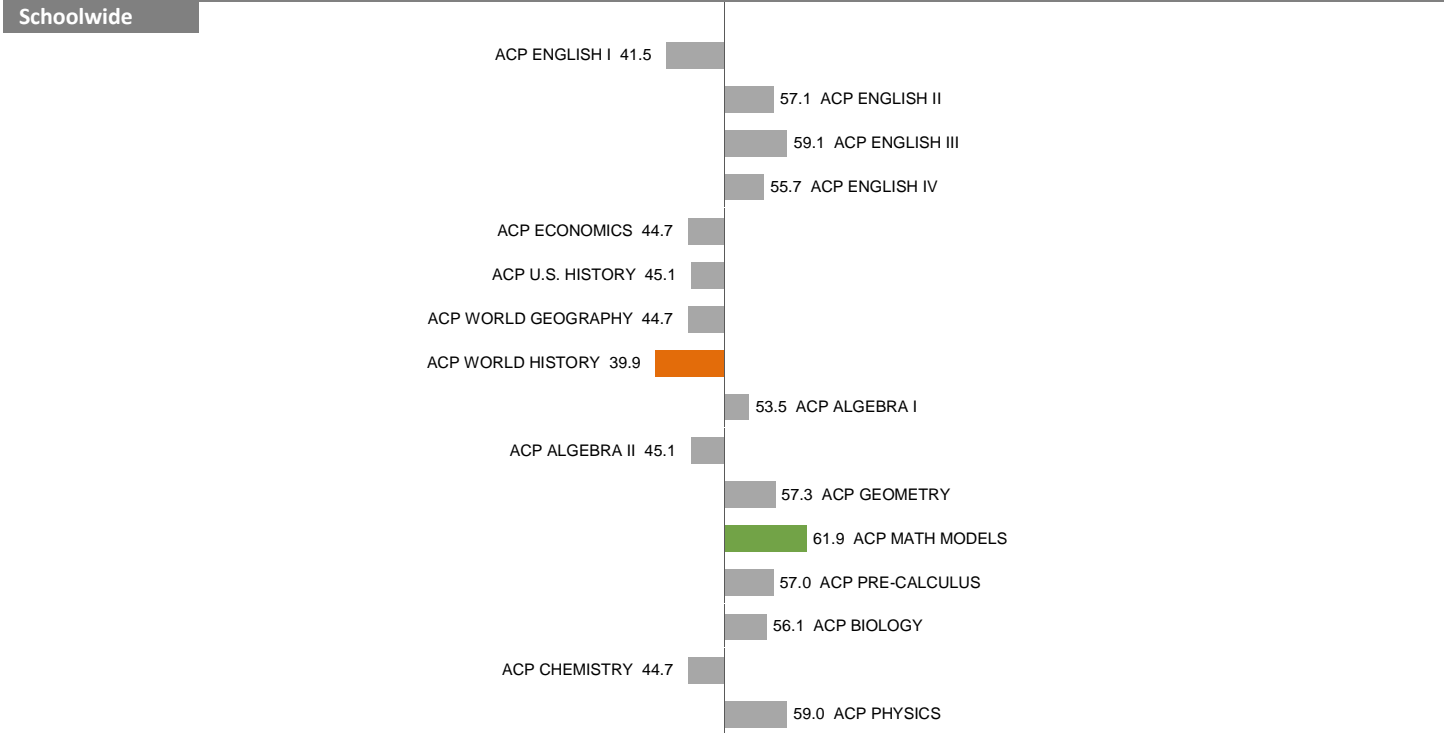
2013-14 DIVISION 4 (NO FP)

AEIS Rating: Met Standard

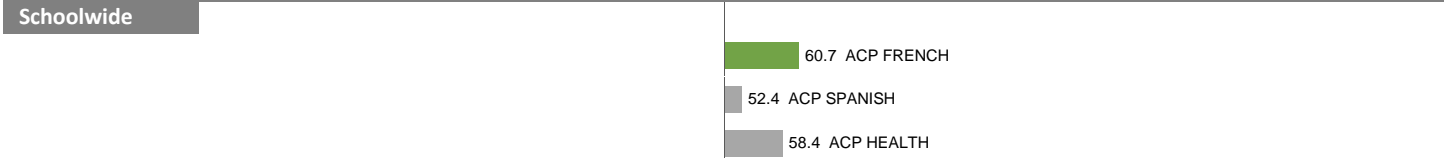
STAAR



Core ACP



Other ACP



NOTES: "Overall SEI" has an average of 50 and standard deviation of 5; the range for an "average" overall SEI is 45 to 55. Component SEIs (e.g. "Grade 5 STAAR READING" or "PSAT WRITING") each have an average of 50 and standard deviation of 10; the range for an "average" component SEI is 40 to 60. Component SEIs are computed only if at least eight students are included.


2012-13 School Effectiveness Index (SEI) Detail

37–ROSIE SORRELLS SCHOOL OF EDUCATION

Overall SEI: 51.9

2013-14 DIVISION 4 (NO FP)

AEIS Rating: Met Standard



NOTES: "Overall SEI" has an average of 50 and standard deviation of 5; the range for an "average" overall SEI is 45 to 55. Component SEIs (e.g. "Grade 5 STAAR READING" or "PSAT WRITING") each have an average of 50 and standard deviation of 10; the range for an "average" component SEI is 40 to 60. Component SEIs are computed only if at least eight students are included.

2012-13 School Effectiveness Index (SEI) Detail


38--JUDGE SANDERS PUBLIC SERVICE MAGNET

Overall SEI: 50.7

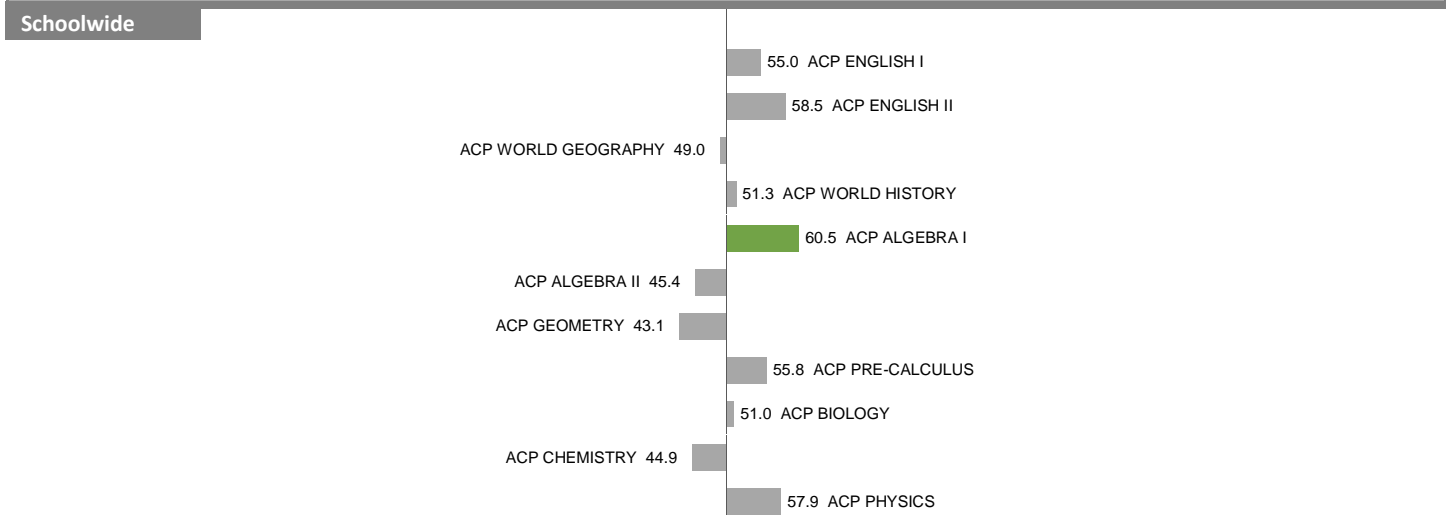
2013-14 DIVISION 4 (NO FP)

AEIS Rating: Met Standard

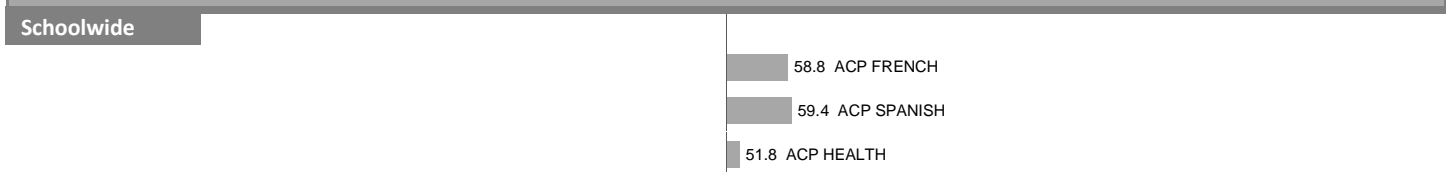
STAAR



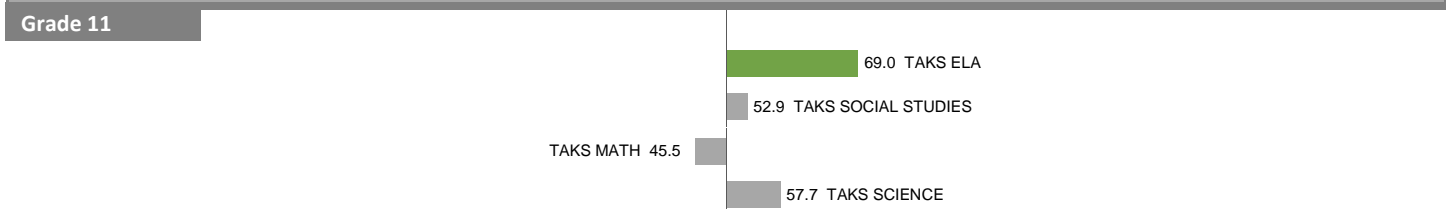
Core ACP



Other ACP



Other



NOTES: "Overall SEI" has an average of 50 and standard deviation of 5; the range for an "average" overall SEI is 45 to 55. Component SEIs (e.g. "Grade 5 STAAR READING" or "PSAT WRITING") each have an average of 50 and standard deviation of 10; the range for an "average" component SEI is 40 to 60. Component SEIs are computed only if at least eight students are included.

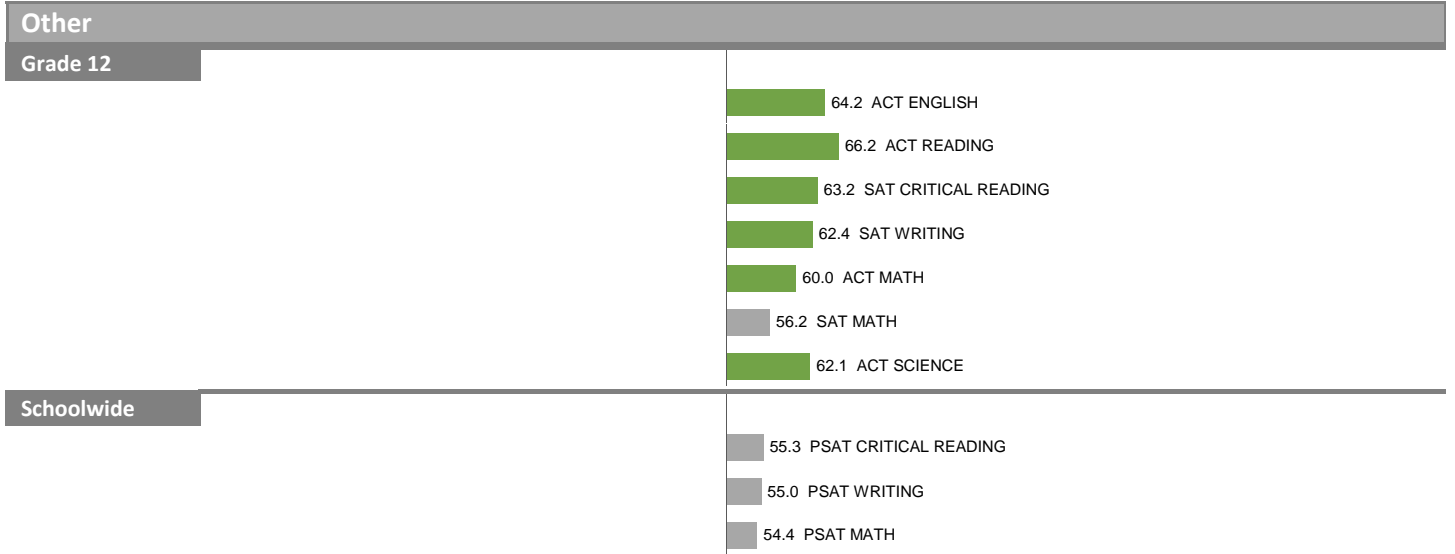
2012-13 School Effectiveness Index (SEI) Detail

38-JUDGE SANDERS PUBLIC SERVICE MAGNET

Overall SEI: 50.7

2013-14 DIVISION 4 (NO FP)

AEIS Rating: Met Standard



NOTES: "Overall SEI" has an average of 50 and standard deviation of 5; the range for an "average" overall SEI is 45 to 55. Component SEIs (e.g. "Grade 5 STAAR READING" or "PSAT WRITING") each have an average of 50 and standard deviation of 10; the range for an "average" component SEI is 40 to 60. Component SEIs are computed only if at least eight students are included.

2012-13 School Effectiveness Index (SEI) Detail

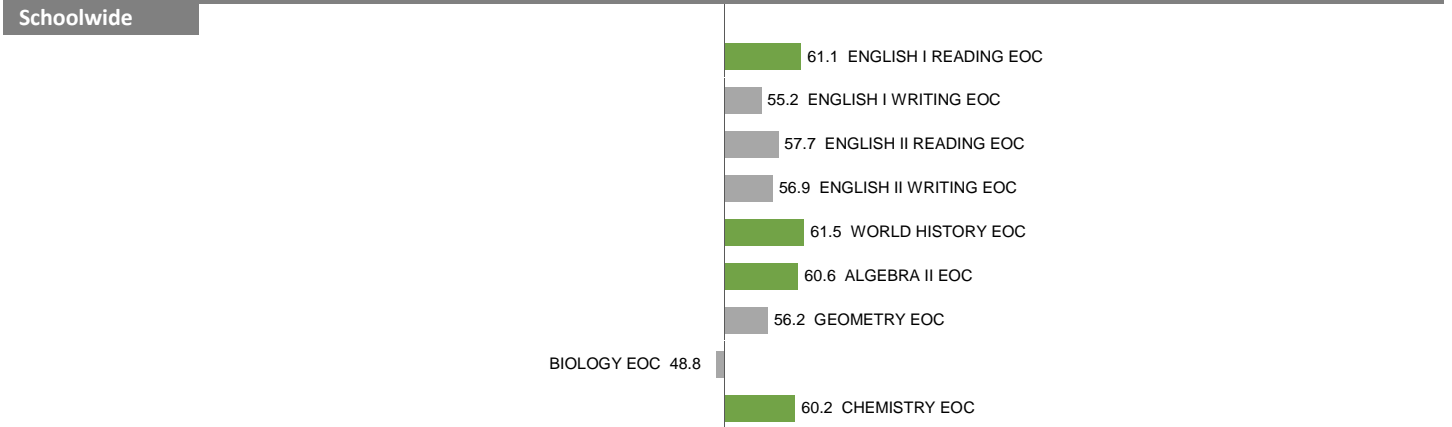
39-SCHOOL FOR TALENTED & GIFTED

Overall SEI: 59.0

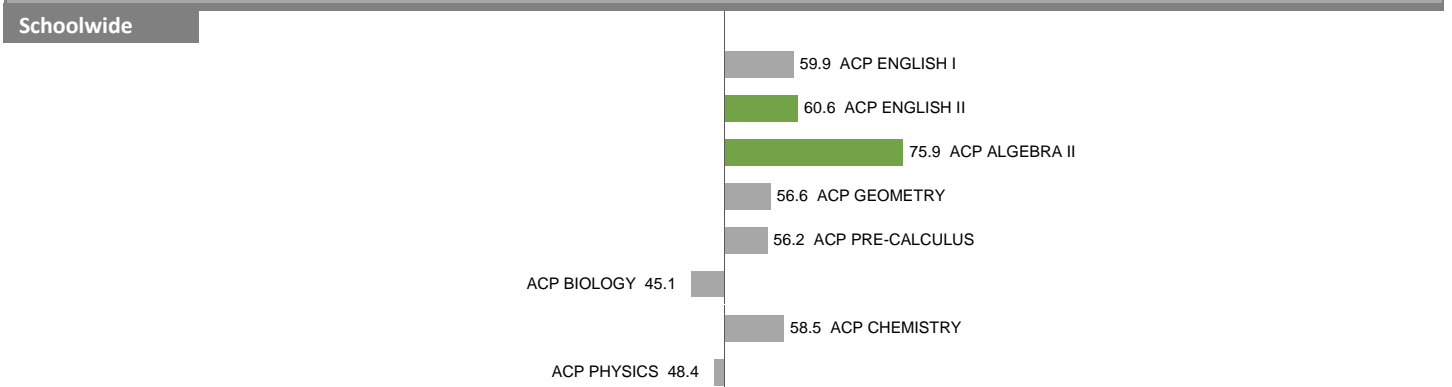
2013-14 DIVISION 4 (NO FP)

AEIS Rating: Met Standard

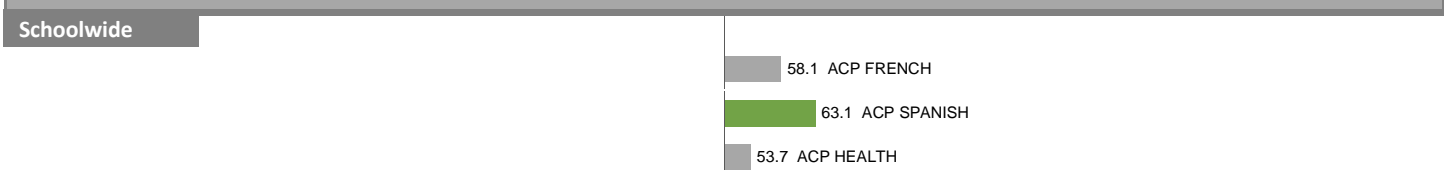
STAAR



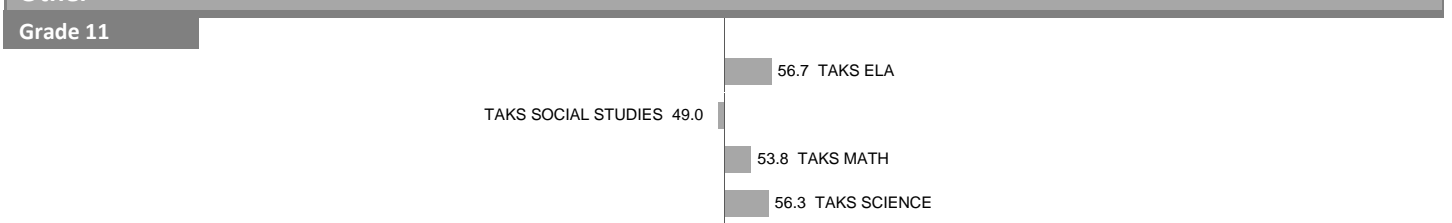
Core ACP



Other ACP



Other



Grade 12



NOTES: "Overall SEI" has an average of 50 and standard deviation of 5; the range for an "average" overall SEI is 45 to 55. Component SEIs (e.g. "Grade 5 STAAR READING" or "PSAT WRITING") each have an average of 50 and standard deviation of 10; the range for an "average" component SEI is 40 to 60. Component SEIs are computed only if at least eight students are included.


2012-13 School Effectiveness Index (SEI) Detail

39-SCHOOL FOR TALENTED & GIFTED

Overall SEI: 59.0

2013-14 DIVISION 4 (NO FP)

AEIS Rating: Met Standard



NOTES: "Overall SEI" has an average of 50 and standard deviation of 5; the range for an "average" overall SEI is 45 to 55. Component SEIs (e.g. "Grade 5 STAAR READING" or "PSAT WRITING") each have an average of 50 and standard deviation of 10; the range for an "average" component SEI is 40 to 60. Component SEIs are computed only if at least eight students are included.


2012-13 School Effectiveness Index (SEI) Detail

53-J.L. LONG

2013-14 DIVISION 4

Overall SEI: 53.5

AEIS Rating: Met Standard



NOTES: "Overall SEI" has an average of 50 and standard deviation of 5; the range for an "average" overall SEI is 45 to 55. Component SEIs (e.g. "Grade 5 STAAR READING" or "PSAT WRITING") each have an average of 50 and standard deviation of 10; the range for an "average" component SEI is 40 to 60. Component SEIs are computed only if at least eight students are included.


2012-13 School Effectiveness Index (SEI) Detail

60-BOUDE STOREY

2013-14 DIVISION 4

Overall SEI: 50.6

AEIS Rating: Met Standard



NOTES: "Overall SEI" has an average of 50 and standard deviation of 5; the range for an "average" overall SEI is 45 to 55. Component SEIs (e.g. "Grade 5 STAAR READING" or "PSAT WRITING") each have an average of 50 and standard deviation of 10; the range for an "average" component SEI is 40 to 60. Component SEIs are computed only if at least eight students are included.


2012-13 School Effectiveness Index (SEI) Detail

62-BILLY EARL DADE

Overall SEI: 45.7

2013-14 DIVISION 4

AEIS Rating: Improvement Required



NOTES: "Overall SEI" has an average of 50 and standard deviation of 5; the range for an "average" overall SEI is 45 to 55. Component SEIs (e.g. "Grade 5 STAAR READING" or "PSAT WRITING") each have an average of 50 and standard deviation of 10; the range for an "average" component SEI is 40 to 60. Component SEIs are computed only if at least eight students are included.

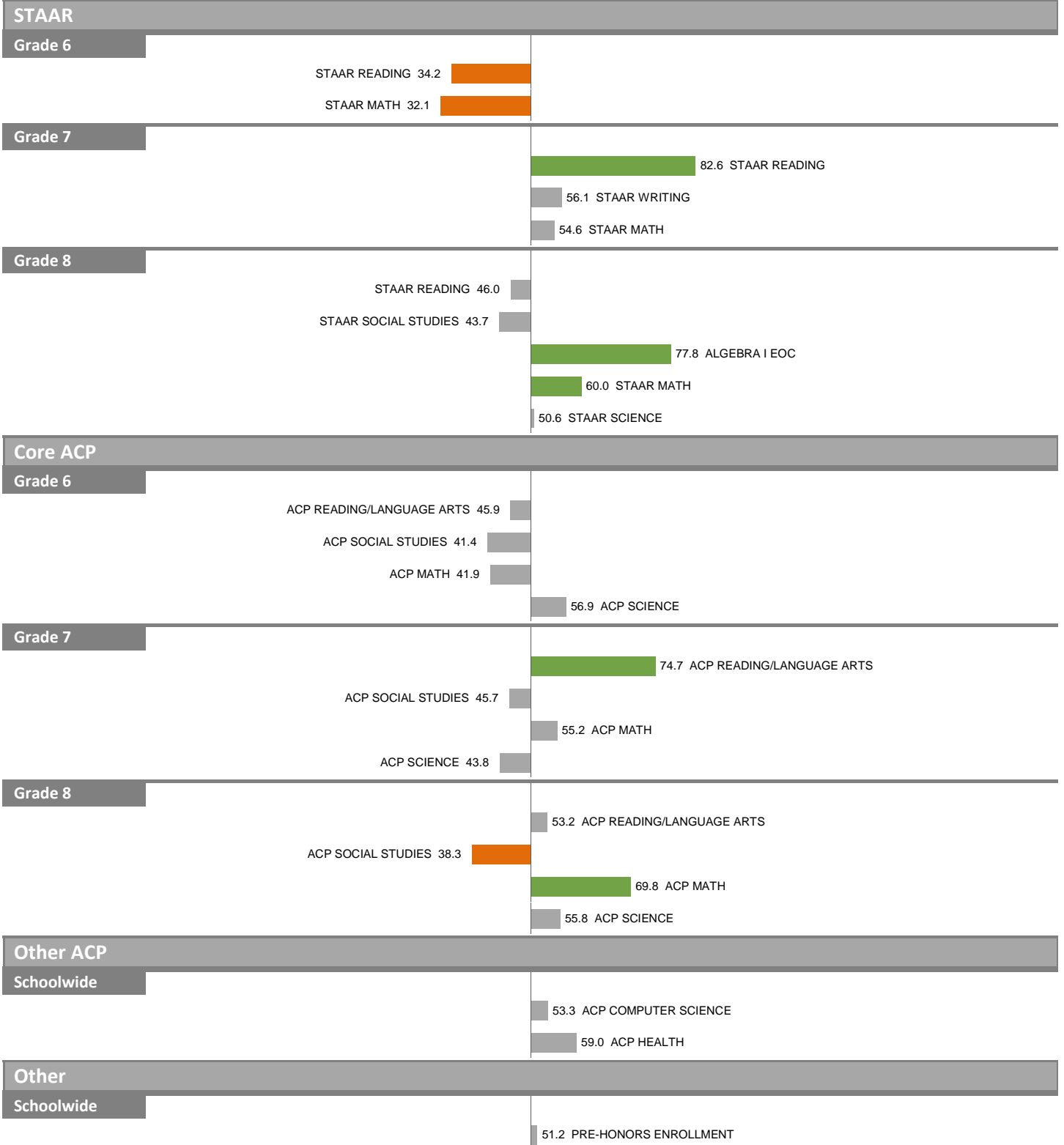
2012-13 School Effectiveness Index (SEI) Detail

72-SARAH ZUMWALT

Overall SEI: 54.4

2013-14 DIVISION 4

AEIS Rating: Improvement Required



NOTES: "Overall SEI" has an average of 50 and standard deviation of 5; the range for an "average" overall SEI is 45 to 55. Component SEIs (e.g. "Grade 5 STAAR READING" or "PSAT WRITING") each have an average of 50 and standard deviation of 10; the range for an "average" component SEI is 40 to 60. Component SEIs are computed only if at least eight students are included.

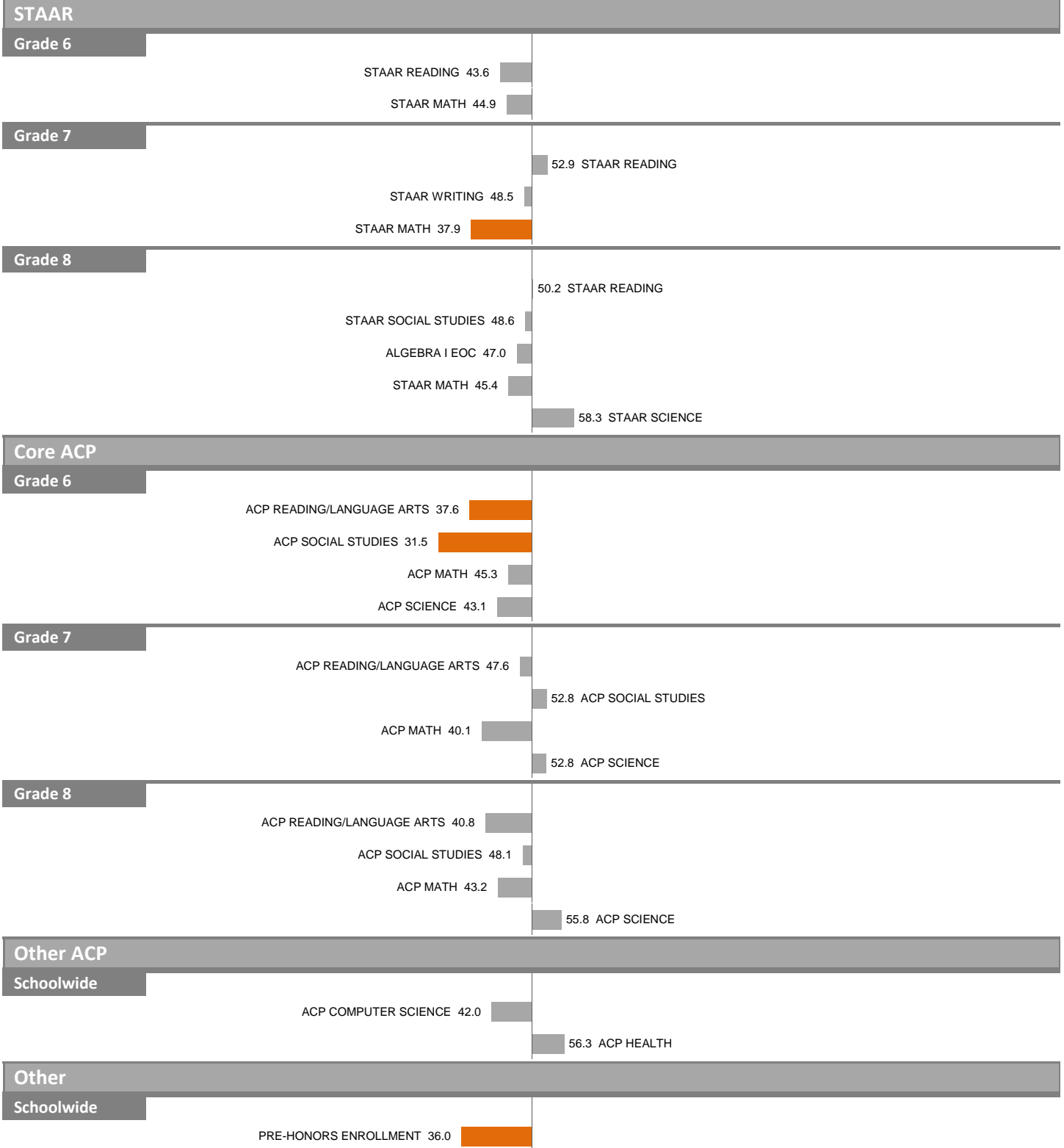
2012-13 School Effectiveness Index (SEI) Detail

76-HAROLD W. LANG, SR.

2013-14 DIVISION 4

Overall SEI: 46.5

AEIS Rating: Met Standard



NOTES: "Overall SEI" has an average of 50 and standard deviation of 5; the range for an "average" overall SEI is 45 to 55. Component SEIs (e.g. "Grade 5 STAAR READING" or "PSAT WRITING") each have an average of 50 and standard deviation of 10; the range for an "average" component SEI is 40 to 60. Component SEIs are computed only if at least eight students are included.

2012-13 School Effectiveness Index (SEI) Detail

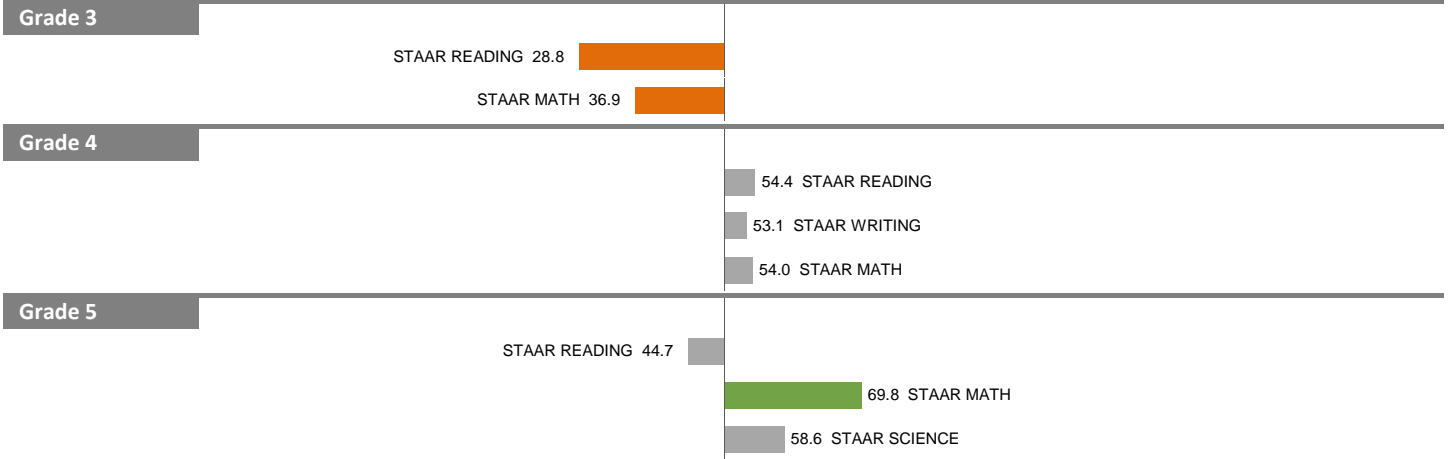
118–W.W. BUSHMAN

2013-14 DIVISION 4

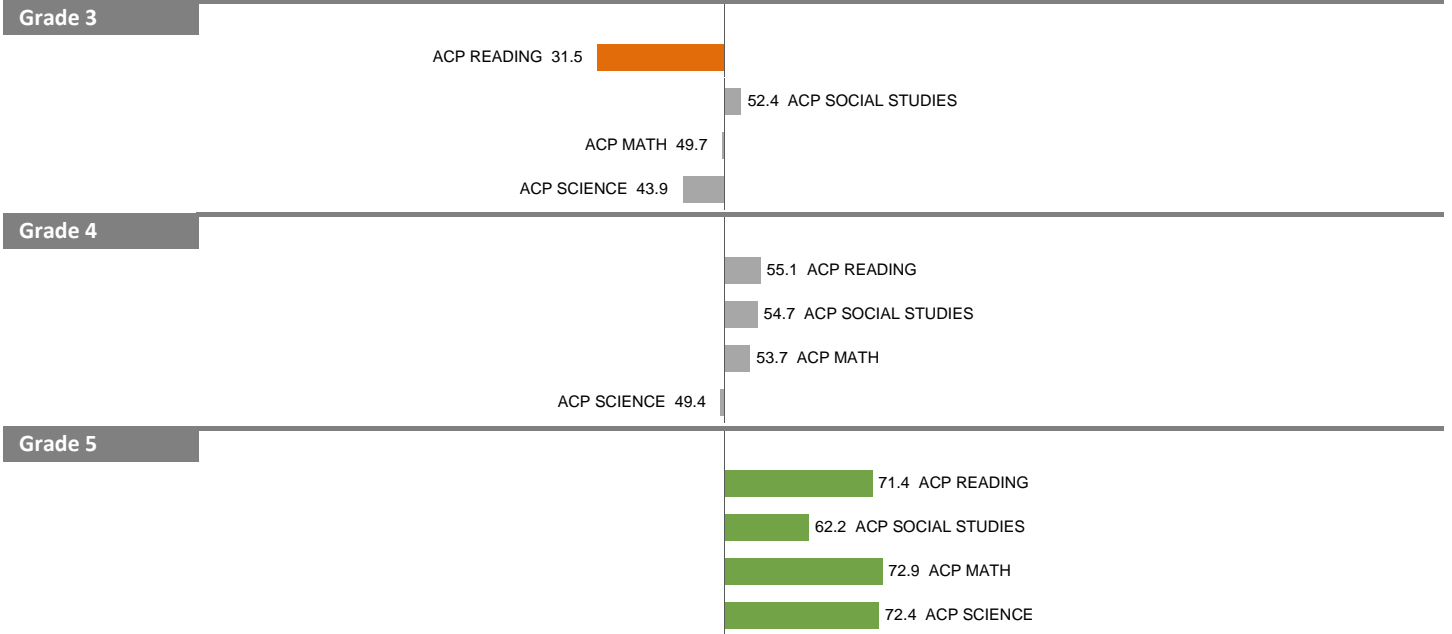
Overall SEI: 49.4

AEIS Rating: Met Standard


STAAR



Core ACP



Other



NOTES: "Overall SEI" has an average of 50 and standard deviation of 5; the range for an "average" overall SEI is 45 to 55. Component SEIs (e.g. "Grade 5 STAAR READING" or "PSAT WRITING") each have an average of 50 and standard deviation of 10; the range for an "average" component SEI is 40 to 60. Component SEIs are computed only if at least eight students are included.

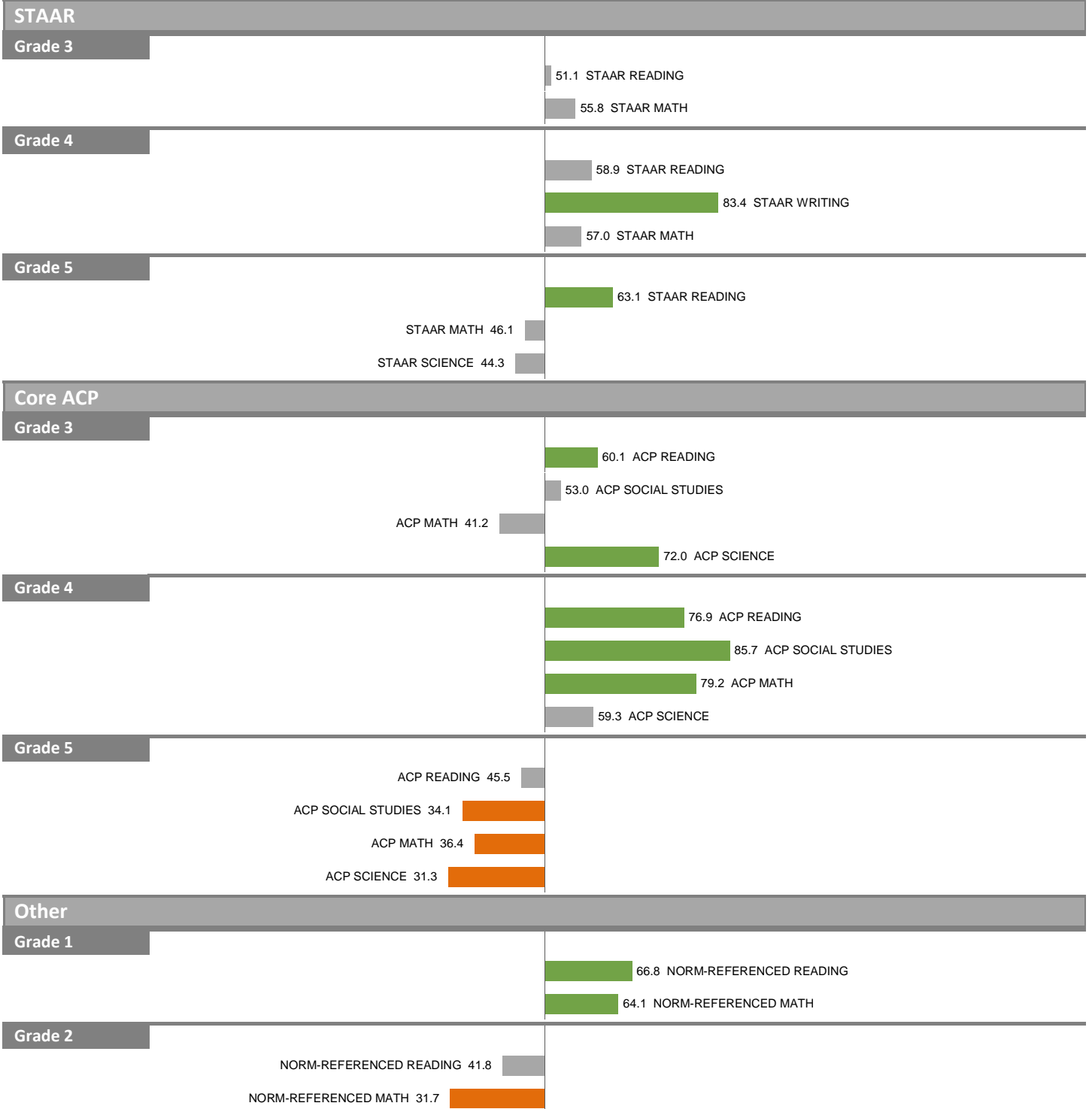
2012-13 School Effectiveness Index (SEI) Detail

128—MARTIN LUTHER KING, JR.

Overall SEI: 55.5

2013-14 DIVISION 4

AEIS Rating: Met Standard




NOTES: "Overall SEI" has an average of 50 and standard deviation of 5; the range for an "average" overall SEI is 45 to 55. Component SEIs (e.g. "Grade 5 STAAR READING" or "PSAT WRITING") each have an average of 50 and standard deviation of 10; the range for an "average" component SEI is 40 to 60. Component SEIs are computed only if at least eight students are included.

2012-13 School Effectiveness Index (SEI) Detail

129-S.S. CONNER
2013-14 DIVISION 4

Overall SEI: 51.9
AEIS Rating: Met Standard



NOTES: "Overall SEI" has an average of 50 and standard deviation of 5; the range for an "average" overall SEI is 45 to 55. Component SEIs (e.g. "Grade 5 STAAR READING" or "PSAT WRITING") each have an average of 50 and standard deviation of 10; the range for an "average" component SEI is 40 to 60. Component SEIs are computed only if at least eight students are included.

2012-13 School Effectiveness Index (SEI) Detail

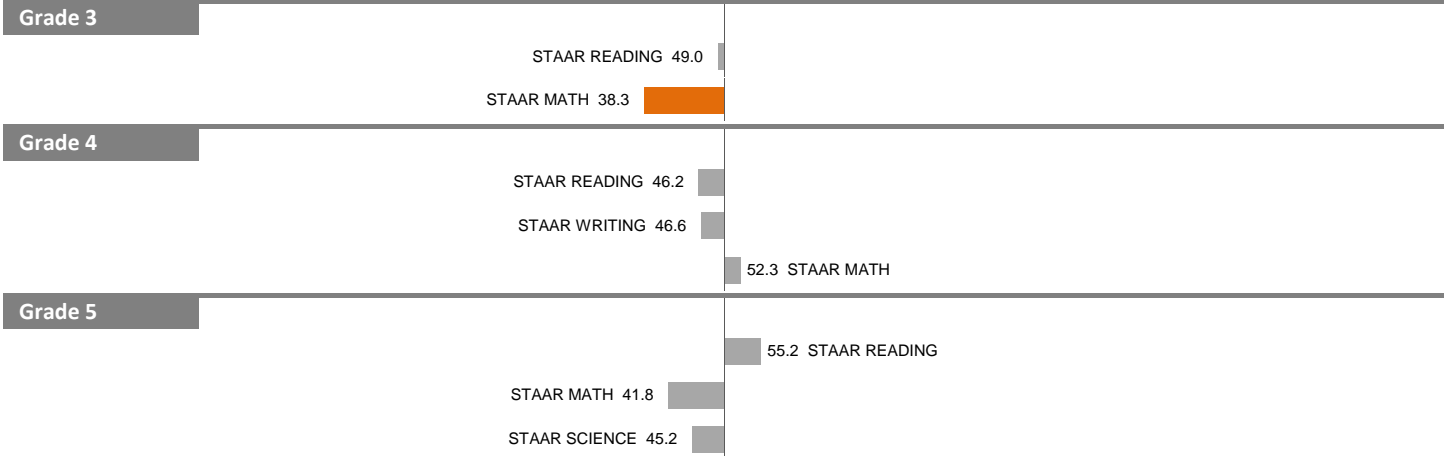
133-BARBARA JORDAN

2013-14 DIVISION 4


Overall SEI: 45.7

AEIS Rating: Met Standard

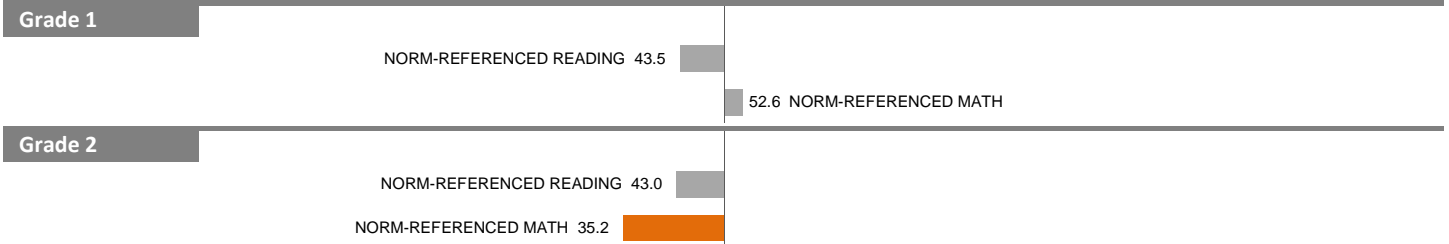
STAAR



Core ACP



Other



NOTES: "Overall SEI" has an average of 50 and standard deviation of 5; the range for an "average" overall SEI is 45 to 55. Component SEIs (e.g. "Grade 5 STAAR READING" or "PSAT WRITING") each have an average of 50 and standard deviation of 10; the range for an "average" component SEI is 40 to 60. Component SEIs are computed only if at least eight students are included.

2012-13 School Effectiveness Index (SEI) Detail


139-PAUL L. DUNBAR

Overall SEI: 47.1

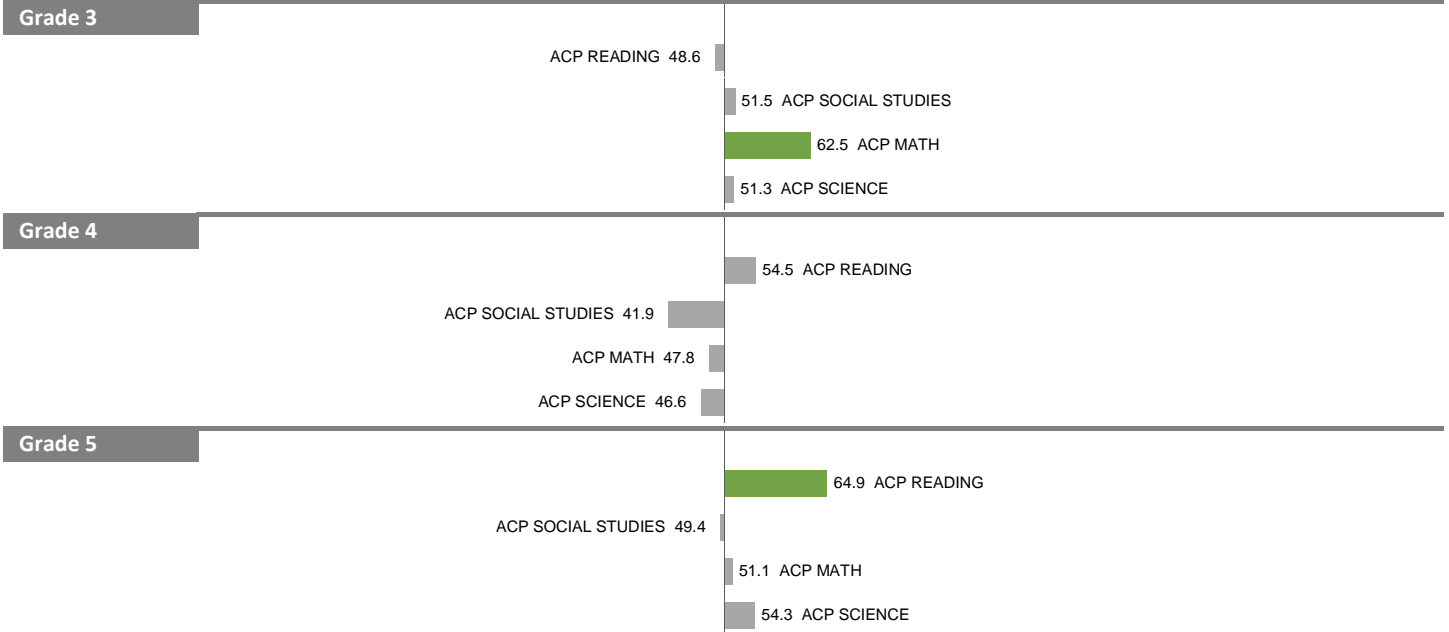
2013-14 DIVISION 4

AEIS Rating: Improvement Required

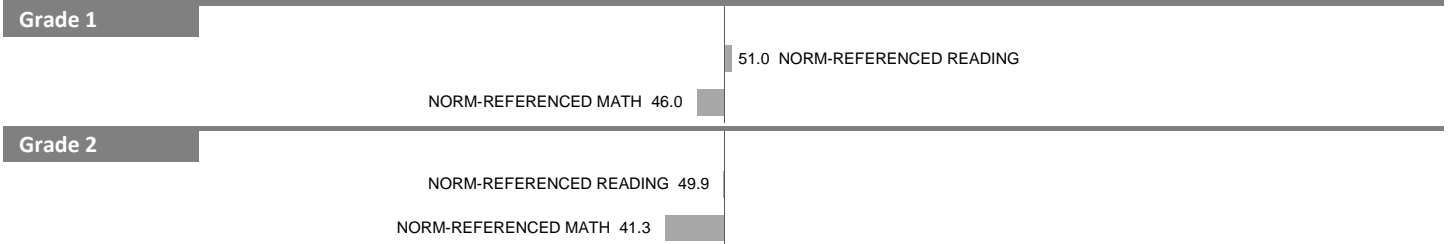
STAAR



Core ACP



Other



NOTES: "Overall SEI" has an average of 50 and standard deviation of 5; the range for an "average" overall SEI is 45 to 55. Component SEIs (e.g. "Grade 5 STAAR READING" or "PSAT WRITING") each have an average of 50 and standard deviation of 10; the range for an "average" component SEI is 40 to 60. Component SEIs are computed only if at least eight students are included.

2012-13 School Effectiveness Index (SEI) Detail

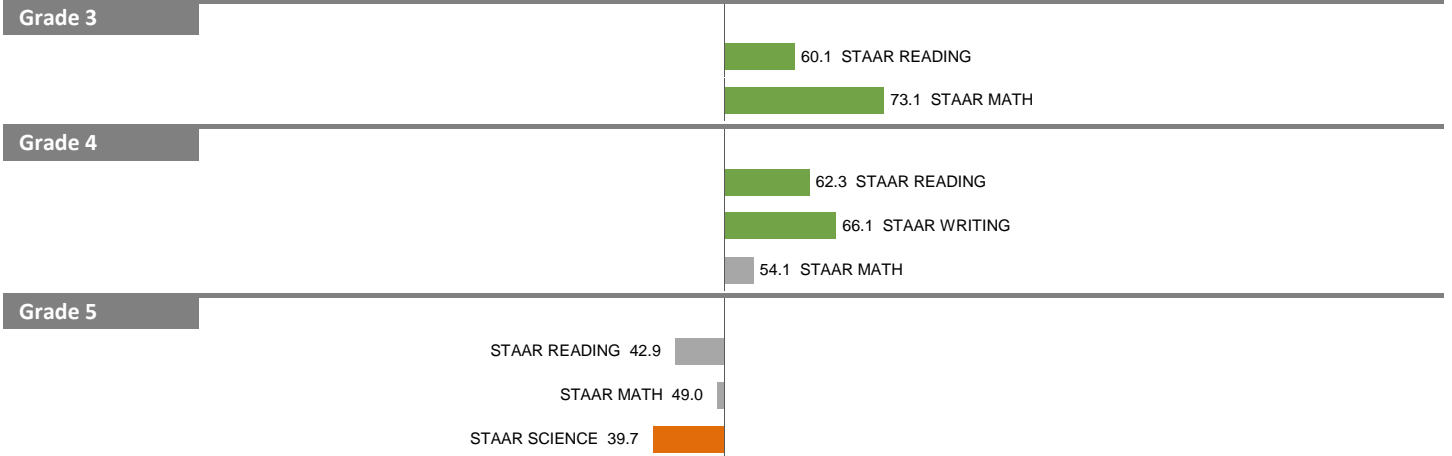
155-C.A. TATUM, JR.

2013-14 DIVISION 4

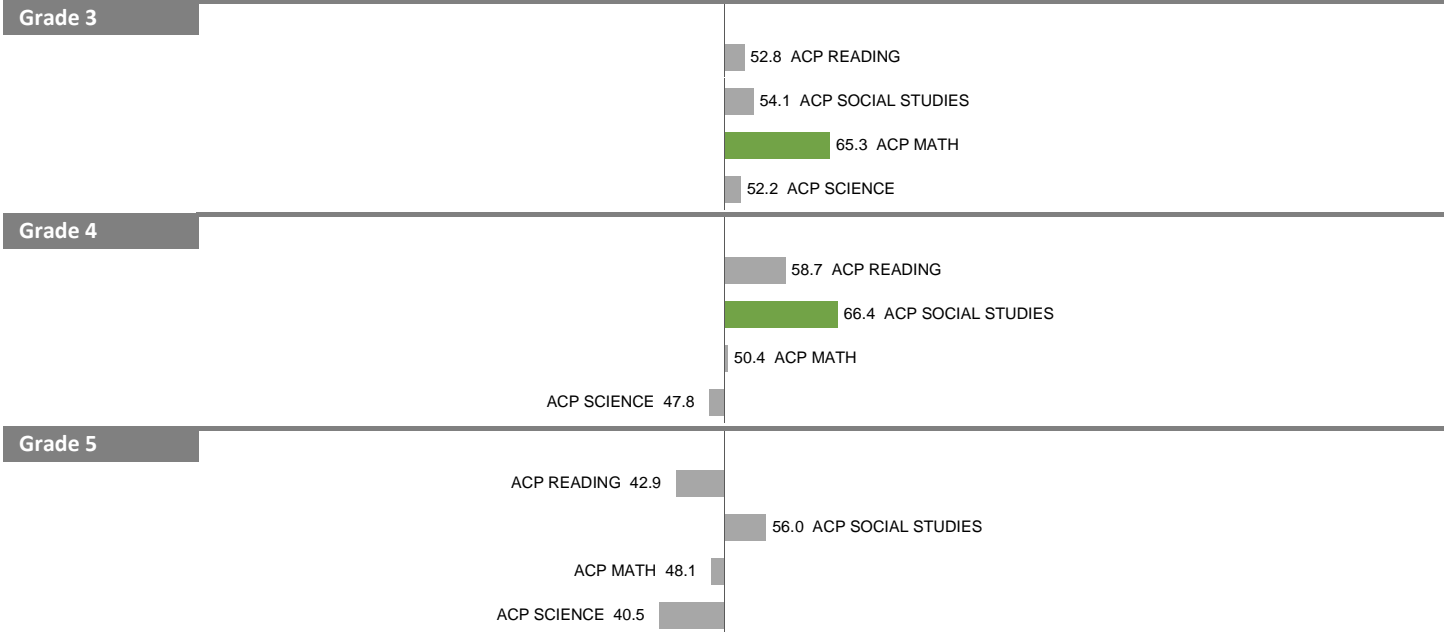
Overall SEI: 53.4

AEIS Rating: Met Standard

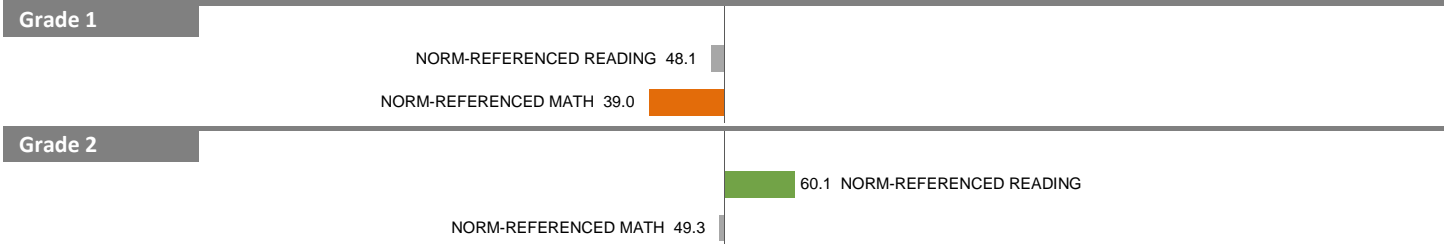
STAAR



Core ACP



Other



NOTES: "Overall SEI" has an average of 50 and standard deviation of 5; the range for an "average" overall SEI is 45 to 55. Component SEIs (e.g. "Grade 5 STAAR READING" or "PSAT WRITING") each have an average of 50 and standard deviation of 10; the range for an "average" component SEI is 40 to 60. Component SEIs are computed only if at least eight students are included.


2012-13 School Effectiveness Index (SEI) Detail

162--STONEWALL JACKSON

2013-14 DIVISION 4

Overall SEI: 51.7

AEIS Rating: Met Standard

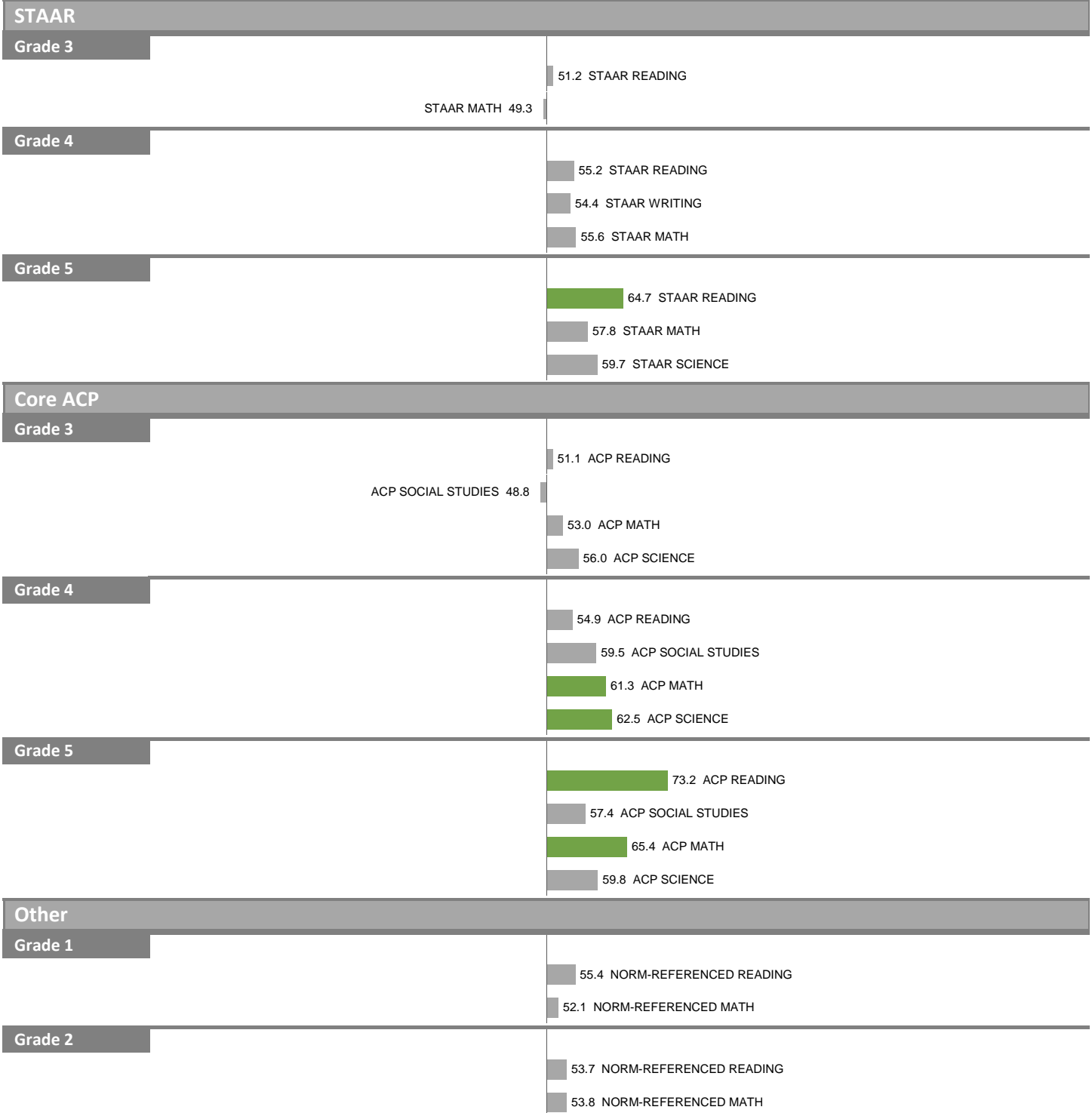


NOTES: "Overall SEI" has an average of 50 and standard deviation of 5; the range for an "average" overall SEI is 45 to 55. Component SEIs (e.g. "Grade 5 STAAR READING" or "PSAT WRITING") each have an average of 50 and standard deviation of 10; the range for an "average" component SEI is 40 to 60. Component SEIs are computed only if at least eight students are included.

2012-13 School Effectiveness Index (SEI) Detail

171-LAKEWOOD
2013-14 DIVISION 4

Overall SEI: 55.9
AEIS Rating: Met Standard



NOTES: "Overall SEI" has an average of 50 and standard deviation of 5; the range for an "average" overall SEI is 45 to 55. Component SEIs (e.g. "Grade 5 STAAR READING" or "PSAT WRITING") each have an average of 50 and standard deviation of 10; the range for an "average" component SEI is 40 to 60. Component SEIs are computed only if at least eight students are included.

2012-13 School Effectiveness Index (SEI) Detail


174-ROBERT E. LEE

2013-14 DIVISION 4


Overall SEI: 47.8

AEIS Rating: Met Standard

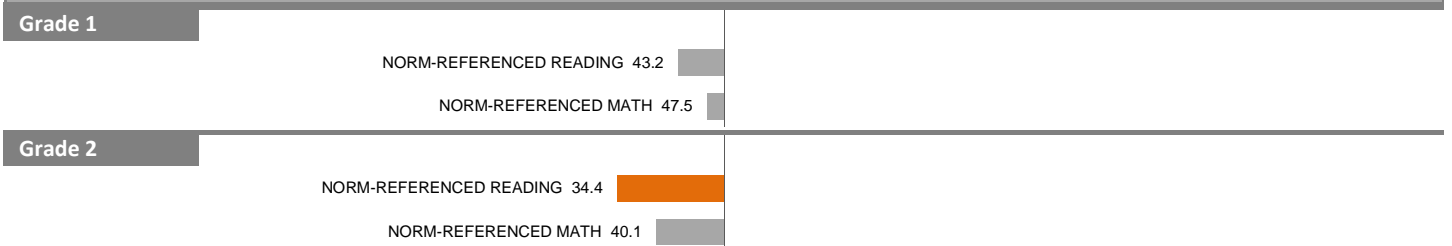
STAAR



Core ACP



Other



NOTES: "Overall SEI" has an average of 50 and standard deviation of 5; the range for an "average" overall SEI is 45 to 55. Component SEIs (e.g. "Grade 5 STAAR READING" or "PSAT WRITING") each have an average of 50 and standard deviation of 10; the range for an "average" component SEI is 40 to 60. Component SEIs are computed only if at least eight students are included.

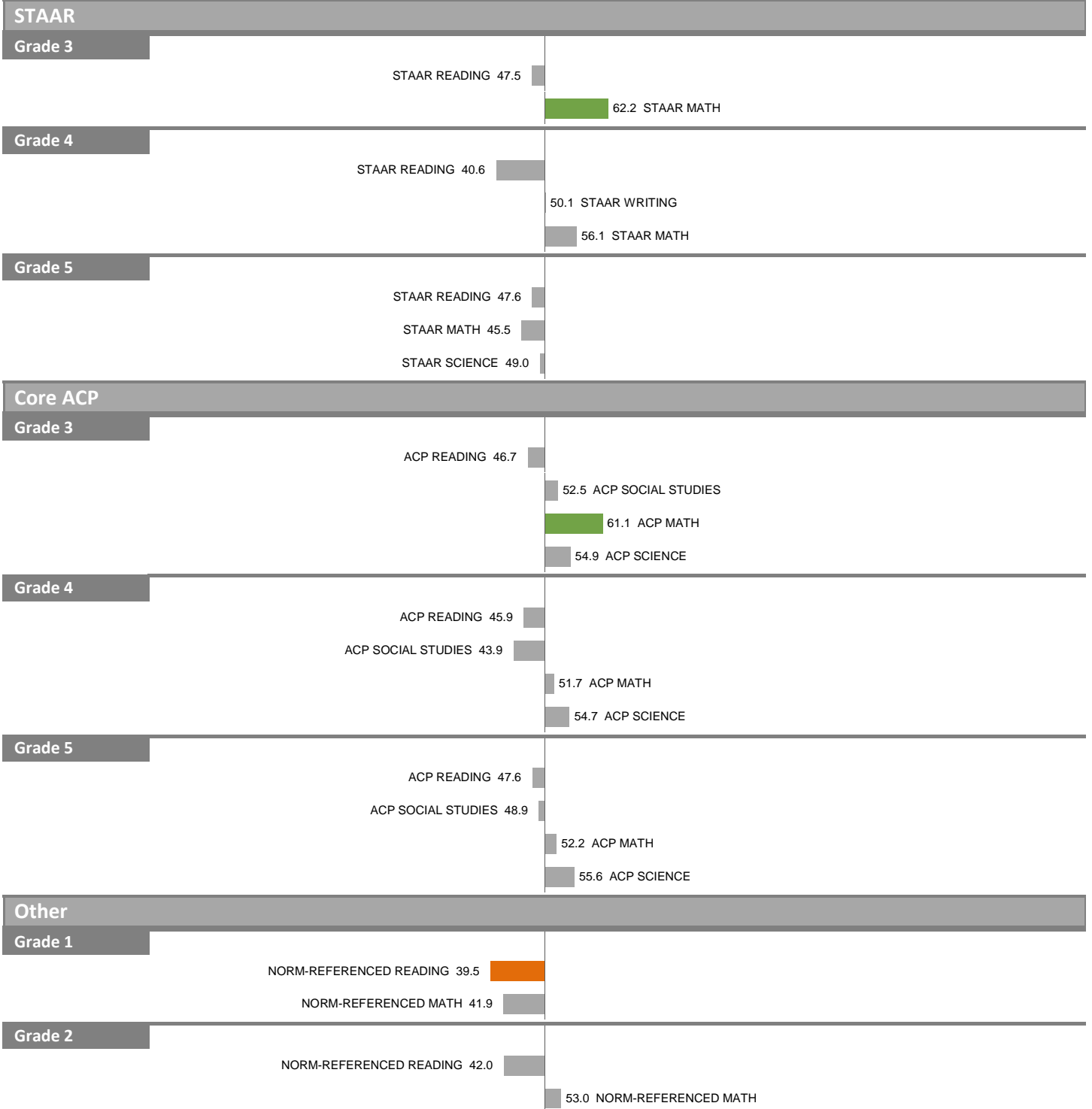
2012-13 School Effectiveness Index (SEI) Detail

177–WILLIAM LIPSCOMB

2013-14 DIVISION 4

Overall SEI: 48.4

AEIS Rating: Met Standard



NOTES: "Overall SEI" has an average of 50 and standard deviation of 5; the range for an "average" overall SEI is 45 to 55. Component SEIs (e.g. "Grade 5 STAAR READING" or "PSAT WRITING") each have an average of 50 and standard deviation of 10; the range for an "average" component SEI is 40 to 60. Component SEIs are computed only if at least eight students are included.

2012-13 School Effectiveness Index (SEI) Detail


178–H.I. HOLLAND at LISBON

Overall SEI: 45.3

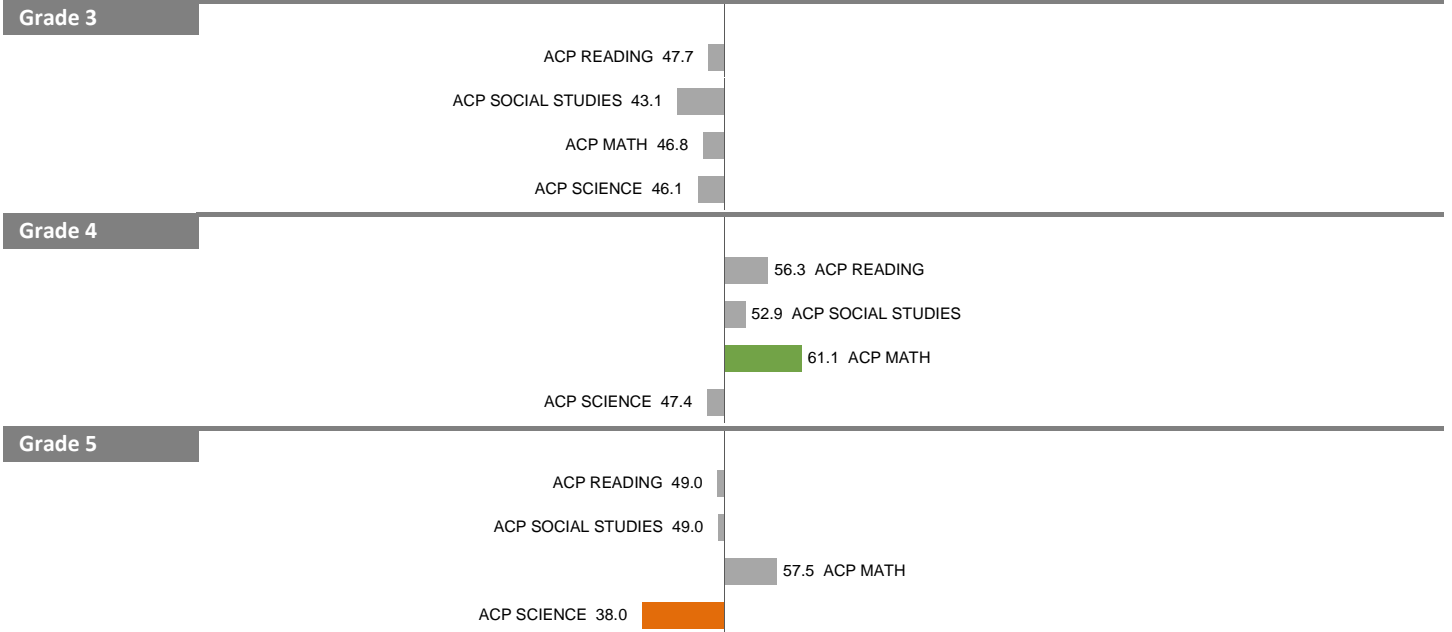
2013-14 DIVISION 4

AEIS Rating: Met Standard

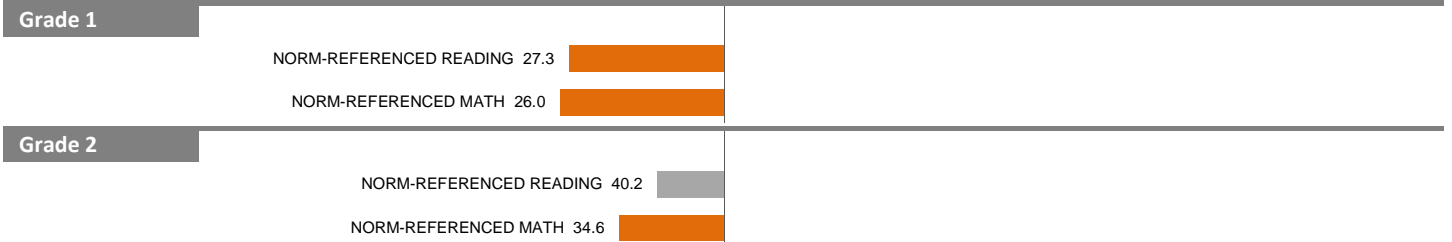
STAAR



Core ACP



Other



NOTES: "Overall SEI" has an average of 50 and standard deviation of 5; the range for an "average" overall SEI is 45 to 55. Component SEIs (e.g. "Grade 5 STAAR READING" or "PSAT WRITING") each have an average of 50 and standard deviation of 10; the range for an "average" component SEI is 40 to 60. Component SEIs are computed only if at least eight students are included.


2012-13 School Effectiveness Index (SEI) Detail

183—THOMAS L. MARSALIS

2013-14 DIVISION 4

Overall SEI: 49.3

AEIS Rating: Met Standard



NOTES: "Overall SEI" has an average of 50 and standard deviation of 5; the range for an "average" overall SEI is 45 to 55. Component SEIs (e.g. "Grade 5 STAAR READING" or "PSAT WRITING") each have an average of 50 and standard deviation of 10; the range for an "average" component SEI is 40 to 60. Component SEIs are computed only if at least eight students are included.


2012-13 School Effectiveness Index (SEI) Detail

188-MOUNT AUBURN

2013-14 DIVISION 4

Overall SEI: 55.6

AEIS Rating: Met Standard



NOTES: "Overall SEI" has an average of 50 and standard deviation of 5; the range for an "average" overall SEI is 45 to 55. Component SEIs (e.g. "Grade 5 STAAR READING" or "PSAT WRITING") each have an average of 50 and standard deviation of 10; the range for an "average" component SEI is 40 to 60. Component SEIs are computed only if at least eight students are included.


2012-13 School Effectiveness Index (SEI) Detail

189-CLARA OLIVER

Overall SEI: 48.6

2013-14 DIVISION 4

AEIS Rating: Improvement Required



NOTES: "Overall SEI" has an average of 50 and standard deviation of 5; the range for an "average" overall SEI is 45 to 55. Component SEIs (e.g. "Grade 5 STAAR READING" or "PSAT WRITING") each have an average of 50 and standard deviation of 10; the range for an "average" component SEI is 40 to 60. Component SEIs are computed only if at least eight students are included.

2012-13 School Effectiveness Index (SEI) Detail

191-ELISHA M. PEASE

Overall SEI: 45.7

2013-14 DIVISION 4

AEIS Rating: Improvement Required



NOTES: "Overall SEI" has an average of 50 and standard deviation of 5; the range for an "average" overall SEI is 45 to 55. Component SEIs (e.g. "Grade 5 STAAR READING" or "PSAT WRITING") each have an average of 50 and standard deviation of 10; the range for an "average" component SEI is 40 to 60. Component SEIs are computed only if at least eight students are included.

2012-13 School Effectiveness Index (SEI) Detail

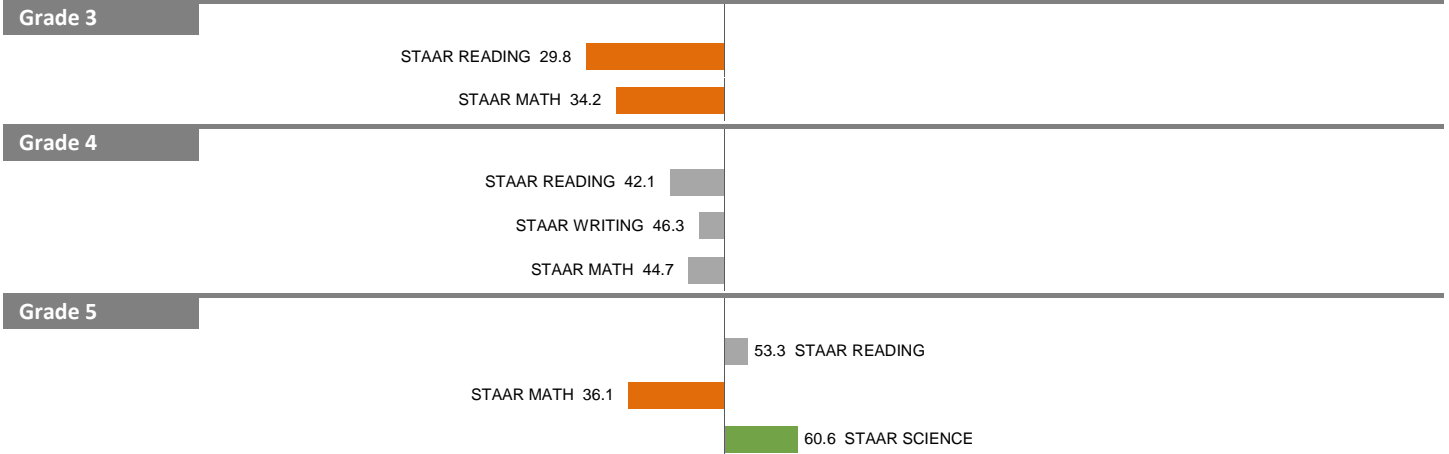
205-CLINTON P. RUSSELL

2013-14 DIVISION 4

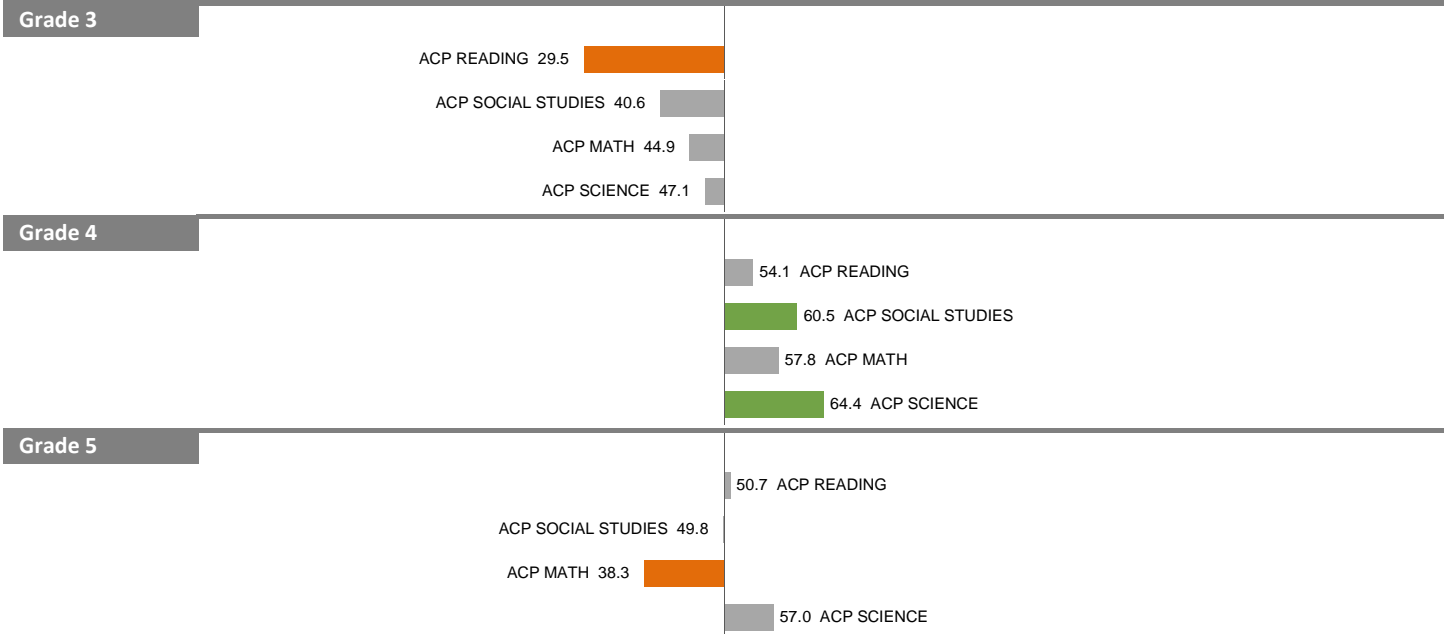
Overall SEI: 45.7

AEIS Rating: Met Standard

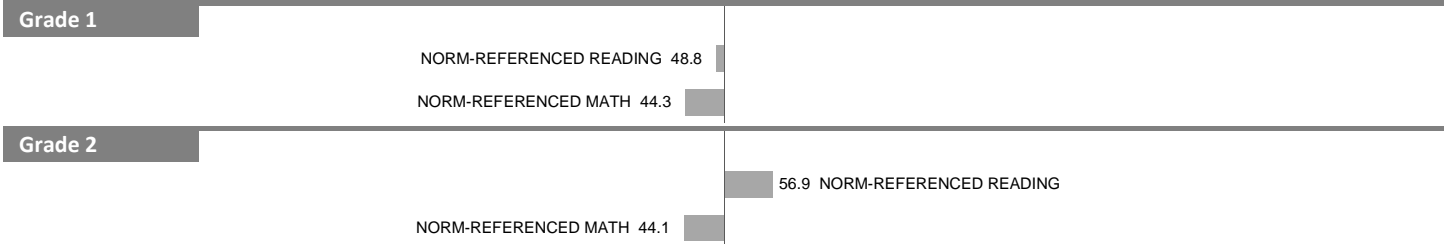
STAAR



Core ACP



Other



NOTES: "Overall SEI" has an average of 50 and standard deviation of 5; the range for an "average" overall SEI is 45 to 55. Component SEIs (e.g. "Grade 5 STAAR READING" or "PSAT WRITING") each have an average of 50 and standard deviation of 10; the range for an "average" component SEI is 40 to 60. Component SEIs are computed only if at least eight students are included.

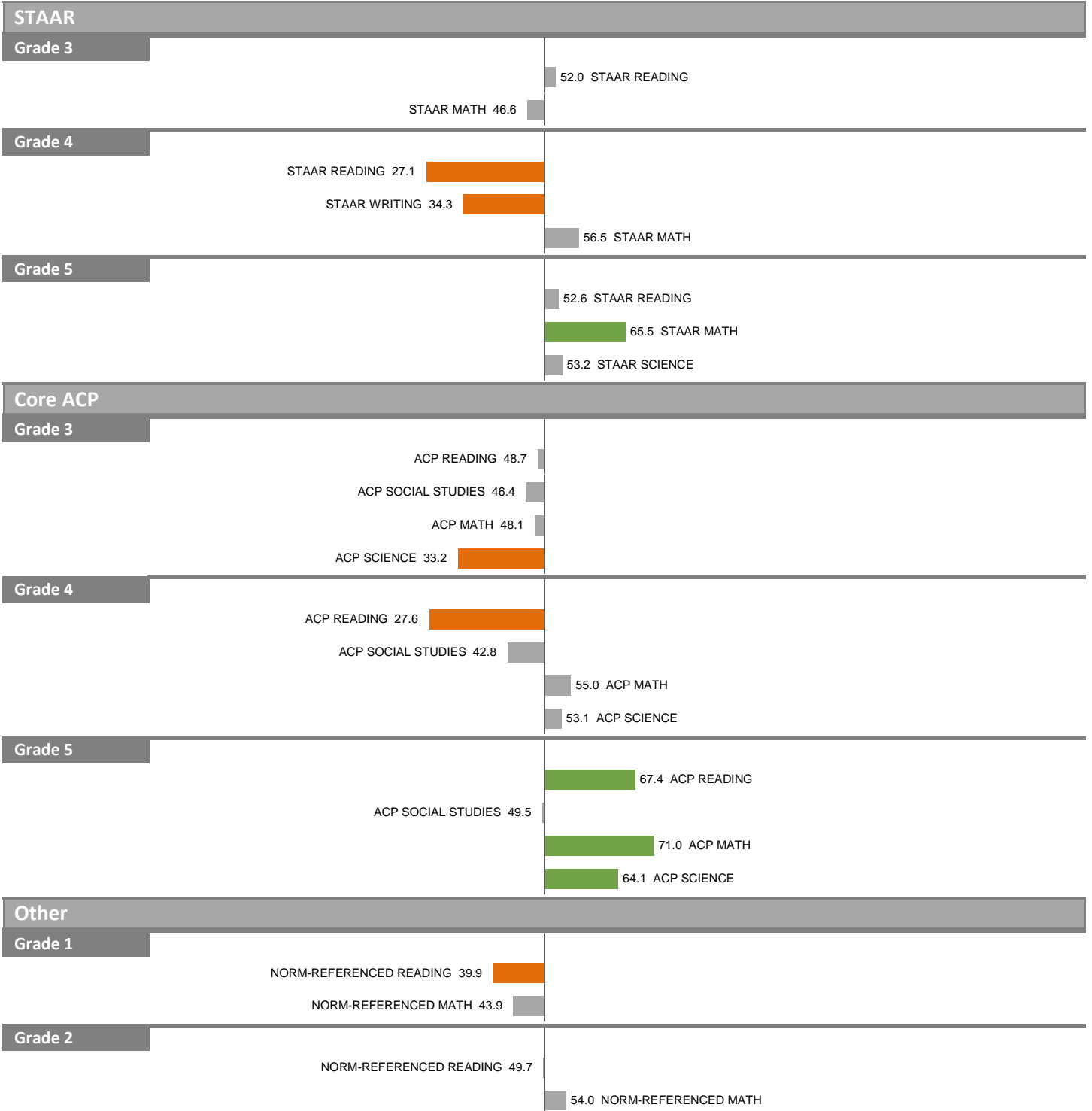
2012-13 School Effectiveness Index (SEI) Detail

209-ASCHER SILBERSTEIN

2013-14 DIVISION 4

Overall SEI: 48.2

AEIS Rating: Met Standard



NOTES: "Overall SEI" has an average of 50 and standard deviation of 5; the range for an "average" overall SEI is 45 to 55. Component SEIs (e.g. "Grade 5 STAAR READING" or "PSAT WRITING") each have an average of 50 and standard deviation of 10; the range for an "average" component SEI is 40 to 60. Component SEIs are computed only if at least eight students are included.

2012-13 School Effectiveness Index (SEI) Detail

66 AND 212—HARRY STONE MONTESSORI

Overall SEI: 50.3 (66), 47.1 (212)

2013-14 DIVISION 4 (NO FP)

AEIS Rating: Met Standard



NOTES: "Overall SEI" has an average of 50 and standard deviation of 5; the range for an "average" overall SEI is 45 to 55. Component SEIs (e.g. "Grade 5 STAAR READING" or "PSAT WRITING") each have an average of 50 and standard deviation of 10; the range for an "average" component SEI is 40 to 60. Component SEIs are computed only if at least eight students are included.

2012-13 School Effectiveness Index (SEI) Detail

66 AND 212—HARRY STONE MONTESSORI

Overall SEI: 50.3 (66), 47.1 (212)

2013-14 DIVISION 4 (NO FP)

AEIS Rating: Met Standard



NOTES: "Overall SEI" has an average of 50 and standard deviation of 5; the range for an "average" overall SEI is 45 to 55. Component SEIs (e.g. "Grade 5 STAAR READING" or "PSAT WRITING") each have an average of 50 and standard deviation of 10; the range for an "average" component SEI is 40 to 60. Component SEIs are computed only if at least eight students are included.

2012-13 School Effectiveness Index (SEI) Detail


215-ROBERT L. THORNTON

2013-14 DIVISION 4

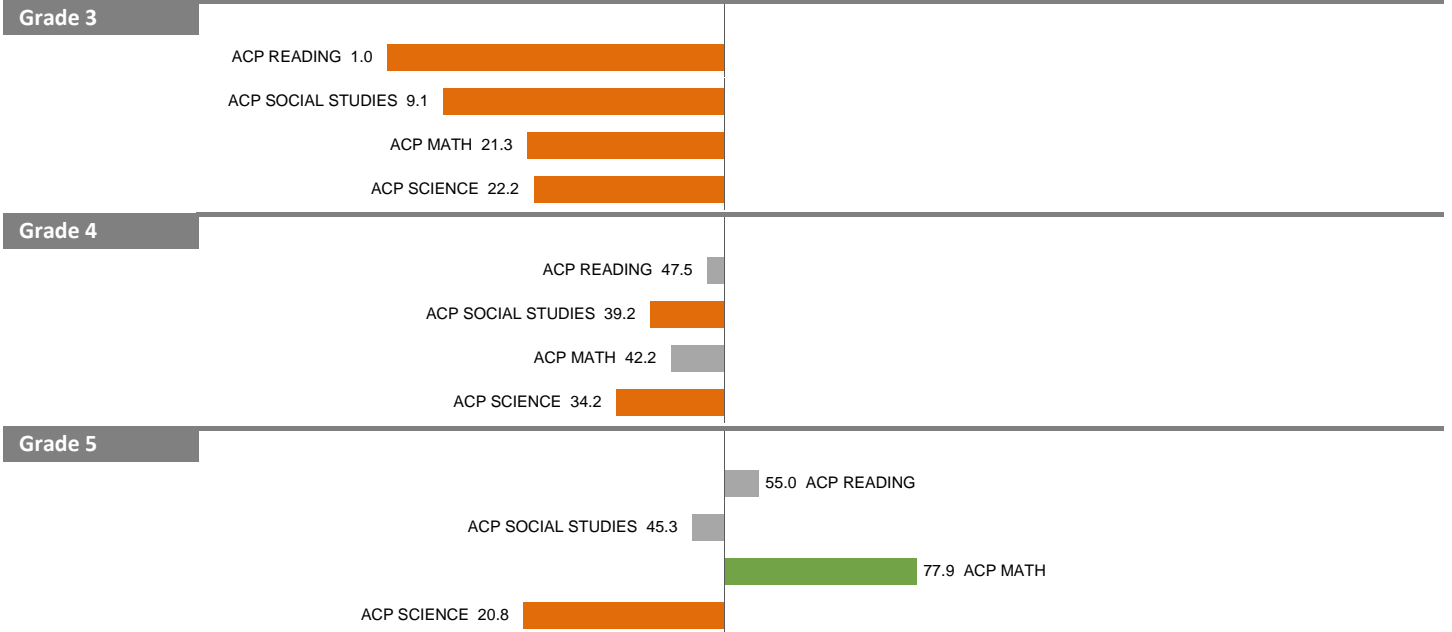
Overall SEI: 47.5

AEIS Rating: Met Standard

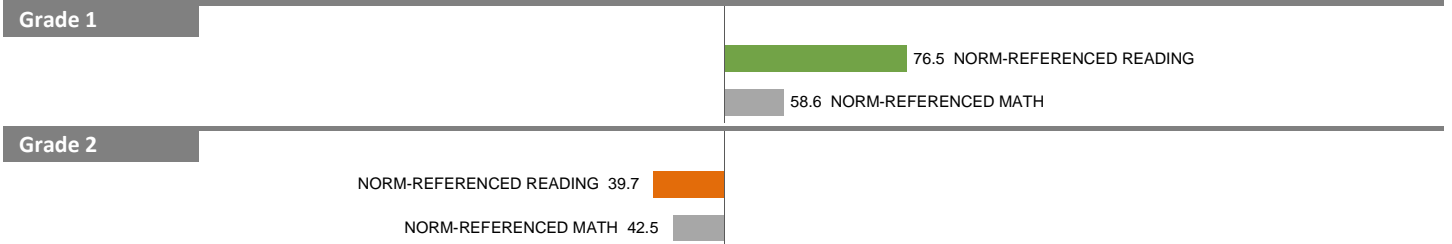
STAAR



Core ACP



Other



NOTES: "Overall SEI" has an average of 50 and standard deviation of 5; the range for an "average" overall SEI is 45 to 55. Component SEIs (e.g. "Grade 5 STAAR READING" or "PSAT WRITING") each have an average of 50 and standard deviation of 10; the range for an "average" component SEI is 40 to 60. Component SEIs are computed only if at least eight students are included.


2012-13 School Effectiveness Index (SEI) Detail

218—GEORGE W. TRUETT

2013-14 DIVISION 4

Overall SEI: 48.3

AEIS Rating: Met Standard




NOTES: "Overall SEI" has an average of 50 and standard deviation of 5; the range for an "average" overall SEI is 45 to 55. Component SEIs (e.g. "Grade 5 STAAR READING" or "PSAT WRITING") each have an average of 50 and standard deviation of 10; the range for an "average" component SEI is 40 to 60. Component SEIs are computed only if at least eight students are included.

2012-13 School Effectiveness Index (SEI) Detail

222-URBAN PARK
2013-14 DIVISION 4

Overall SEI: 50.8
AEIS Rating: Met Standard




NOTES: "Overall SEI" has an average of 50 and standard deviation of 5; the range for an "average" overall SEI is 45 to 55. Component SEIs (e.g. "Grade 5 STAAR READING" or "PSAT WRITING") each have an average of 50 and standard deviation of 10; the range for an "average" component SEI is 40 to 60. Component SEIs are computed only if at least eight students are included.

2012-13 School Effectiveness Index (SEI) Detail

232-EDNA ROWE
2013-14 DIVISION 4

Overall SEI: 53.4
AEIS Rating: Met Standard



NOTES: "Overall SEI" has an average of 50 and standard deviation of 5; the range for an "average" overall SEI is 45 to 55. Component SEIs (e.g. "Grade 5 STAAR READING" or "PSAT WRITING") each have an average of 50 and standard deviation of 10; the range for an "average" component SEI is 40 to 60. Component SEIs are computed only if at least eight students are included.

2012-13 School Effectiveness Index (SEI) Detail

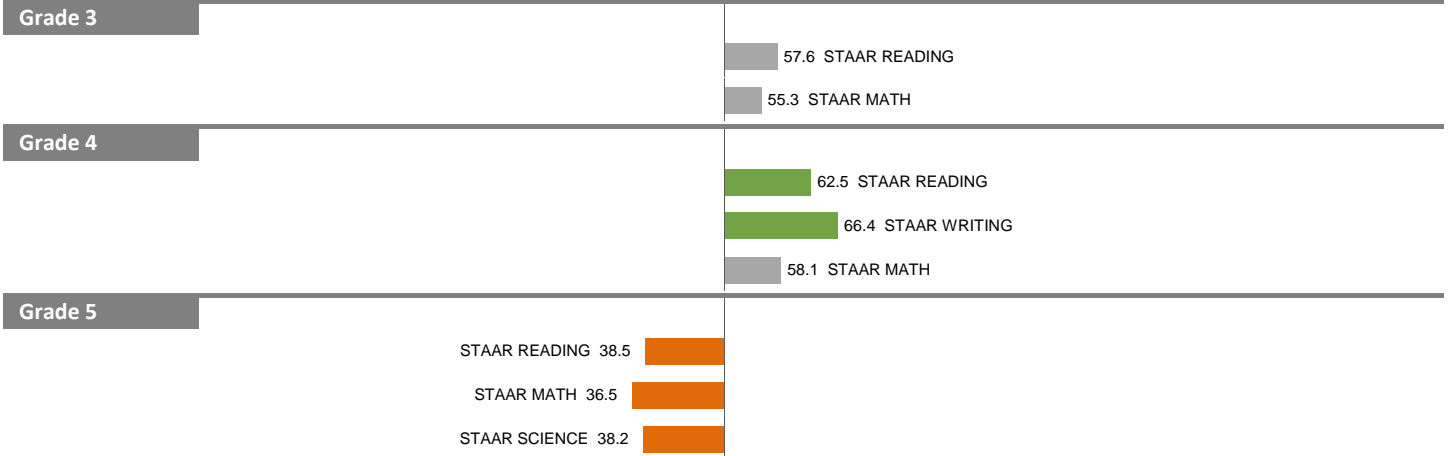
240-FRANK GUZICK

2013-14 DIVISION 4

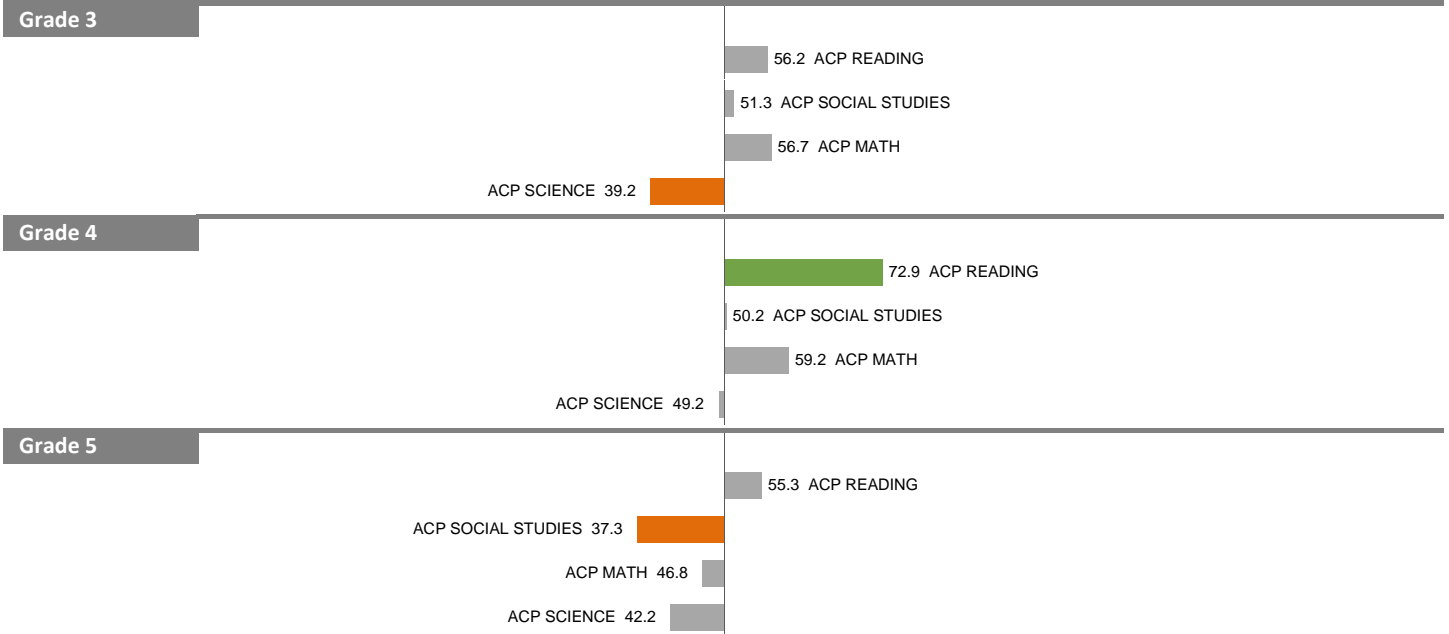
Overall SEI: 50.5

AEIS Rating: Met Standard


STAAR



Core ACP



Other



NOTES: "Overall SEI" has an average of 50 and standard deviation of 5; the range for an "average" overall SEI is 45 to 55. Component SEIs (e.g. "Grade 5 STAAR READING" or "PSAT WRITING") each have an average of 50 and standard deviation of 10; the range for an "average" component SEI is 40 to 60. Component SEIs are computed only if at least eight students are included.


2012-13 School Effectiveness Index (SEI) Detail

247-ADELFA BOTELLO CALLEJO

Overall SEI: 49.7

2013-14 DIVISION 4

AEIS Rating: Met Standard



NOTES: "Overall SEI" has an average of 50 and standard deviation of 5; the range for an "average" overall SEI is 45 to 55. Component SEIs (e.g. "Grade 5 STAAR READING" or "PSAT WRITING") each have an average of 50 and standard deviation of 10; the range for an "average" component SEI is 40 to 60. Component SEIs are computed only if at least eight students are included.

2012-13 School Effectiveness Index (SEI) Detail

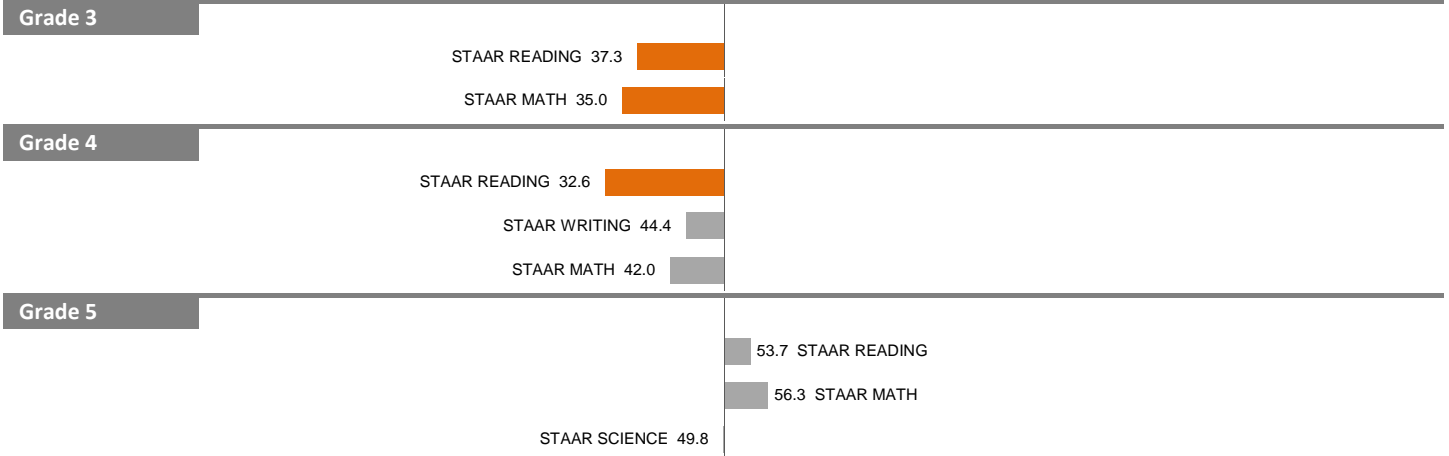
250-WHITNEY M. YOUNG

Overall SEI: 43.1

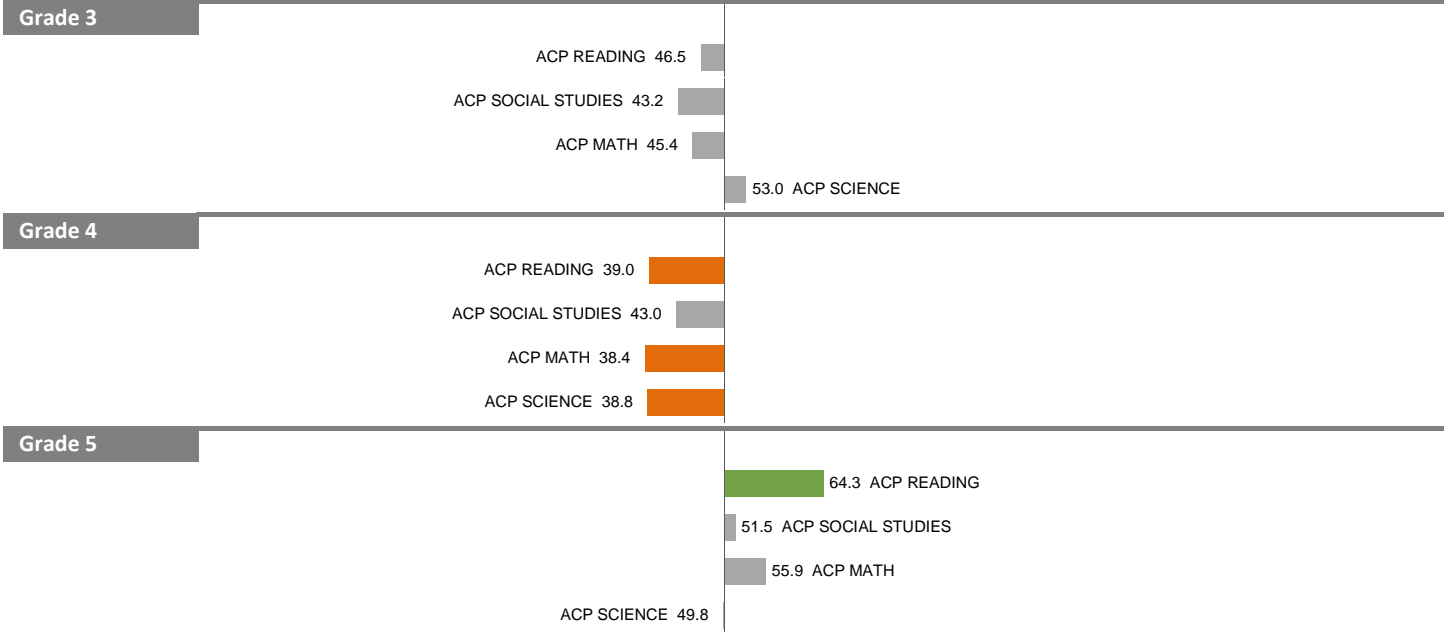
2013-14 DIVISION 4

AEIS Rating: Improvement Required

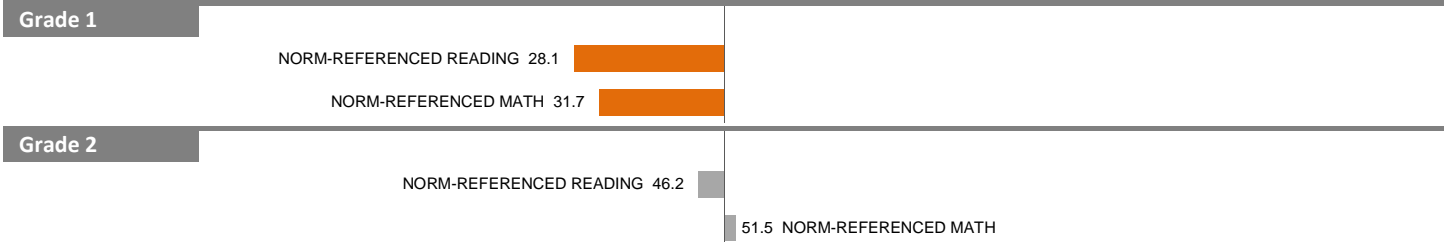
STAAR



Core ACP



Other



NOTES: "Overall SEI" has an average of 50 and standard deviation of 5; the range for an "average" overall SEI is 45 to 55. Component SEIs (e.g. "Grade 5 STAAR READING" or "PSAT WRITING") each have an average of 50 and standard deviation of 10; the range for an "average" component SEI is 40 to 60. Component SEIs are computed only if at least eight students are included.

2012-13 School Effectiveness Index (SEI) Detail

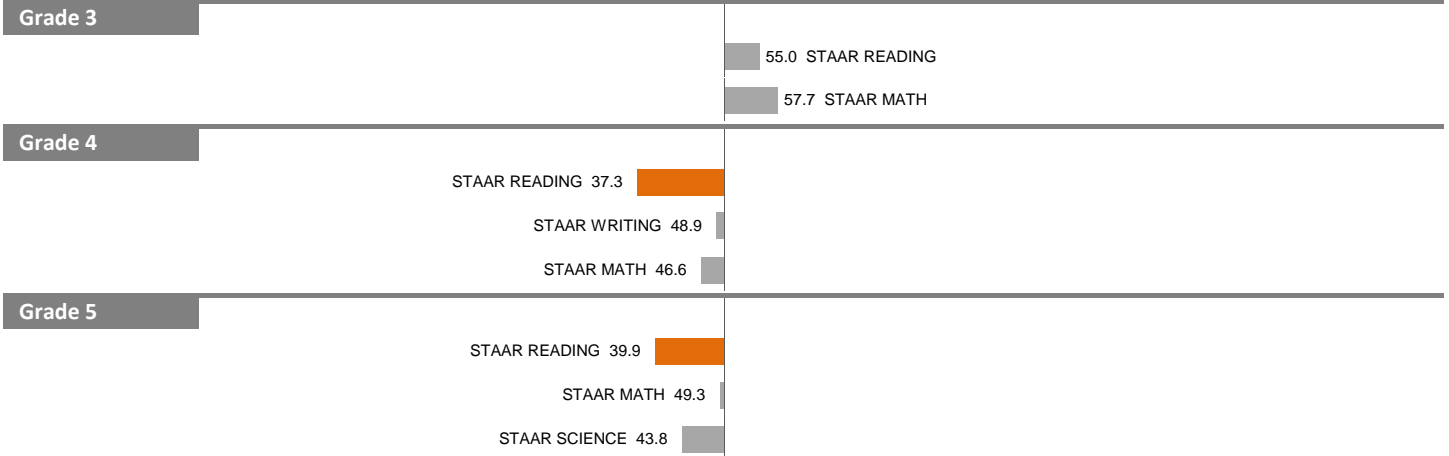
270-EDUARDO MATA

2013-14 DIVISION 4

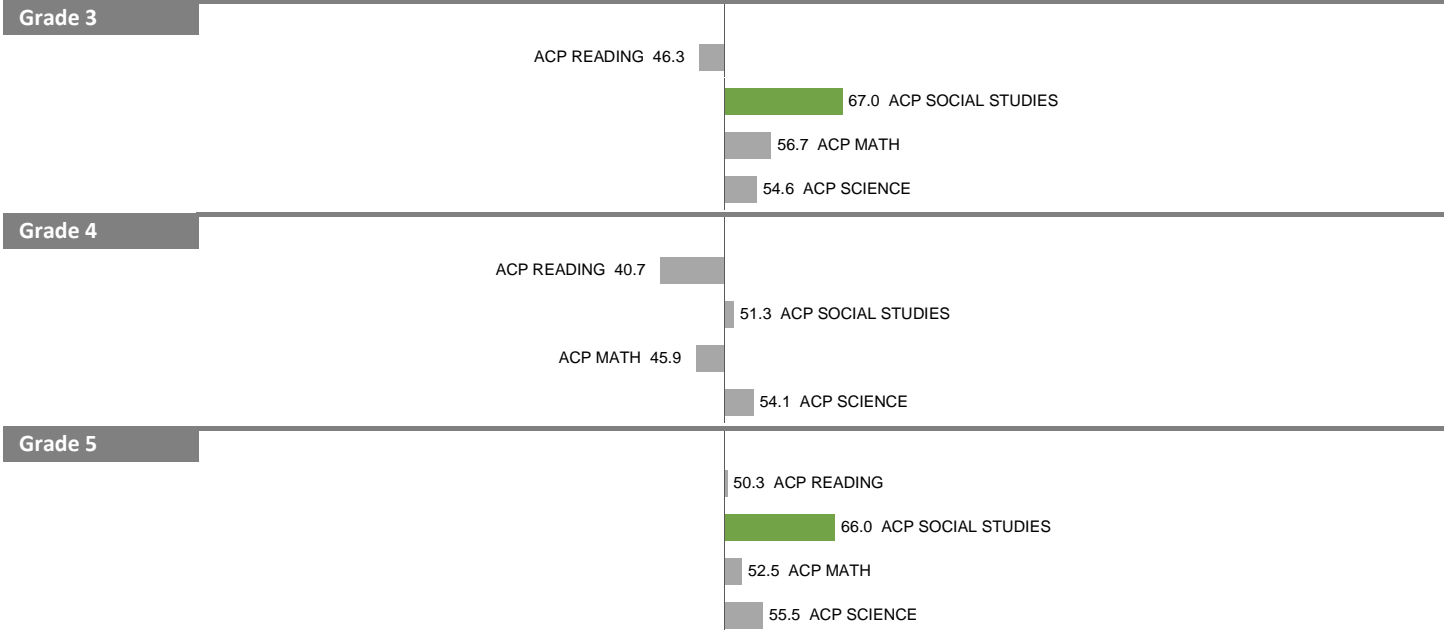
Overall SEI: 48.9

AEIS Rating: Met Standard

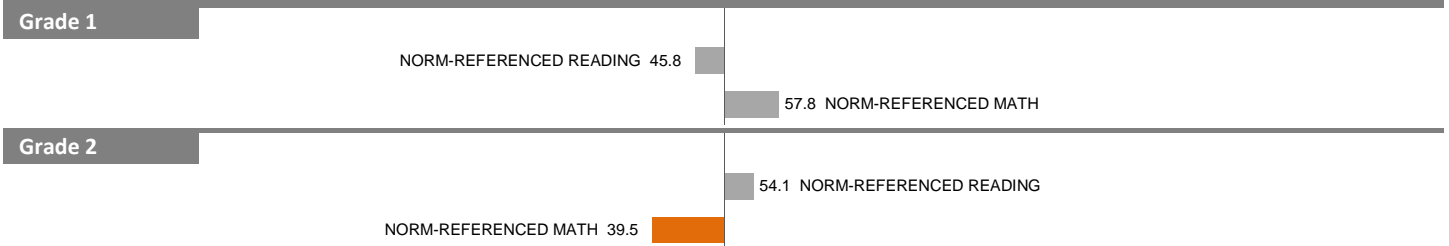
STAAR



Core ACP



Other



NOTES: "Overall SEI" has an average of 50 and standard deviation of 5; the range for an "average" overall SEI is 45 to 55. Component SEIs (e.g. "Grade 5 STAAR READING" or "PSAT WRITING") each have an average of 50 and standard deviation of 10; the range for an "average" component SEI is 40 to 60. Component SEIs are computed only if at least eight students are included.

2012-13 School Effectiveness Index (SEI) Detail

353-ANN RICHARDS

2013-14 DIVISION 4

Overall SEI: 48.3

AEIS Rating: Met Standard



NOTES: "Overall SEI" has an average of 50 and standard deviation of 5; the range for an "average" overall SEI is 45 to 55. Component SEIs (e.g. "Grade 5 STAAR READING" or "PSAT WRITING") each have an average of 50 and standard deviation of 10; the range for an "average" component SEI is 40 to 60. Component SEIs are computed only if at least eight students are included.

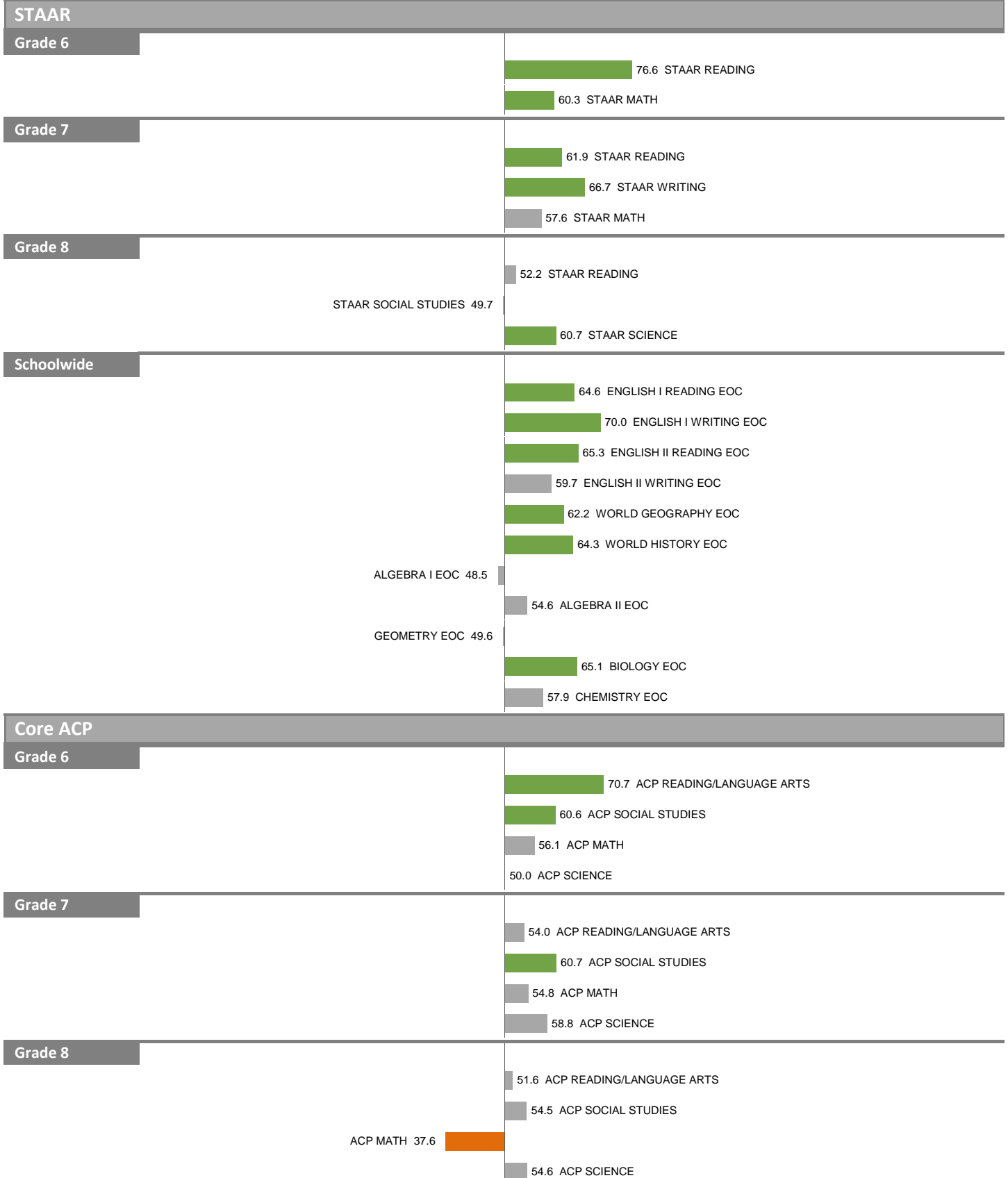
2012-13 School Effectiveness Index (SEI) Detail

357 and 381—BARACK OBAMA ACADEMY

Overall SEI: 56.9 (357), 58.3 (381)

2013-14 DIVISION 4 (NO FP)

AEIS Rating: Met Standard



NOTES: "Overall SEI" has an average of 50 and standard deviation of 5; the range for an "average" overall SEI is 45 to 55. Component SEIs (e.g. "Grade 5 STAAR READING" or "PSAT WRITING") each have an average of 50 and standard deviation of 10; the range for an "average" component SEI is 40 to 60. Component SEIs are computed only if at least eight students are included.


2012-13 School Effectiveness Index (SEI) Detail

357 and 381—BARACK OBAMA ACADEMY

Overall SEI: 56.9 (357), 58.3 (381)

2013-14 DIVISION 4 (NO FP)

AEIS Rating: Met Standard



NOTES: "Overall SEI" has an average of 50 and standard deviation of 5; the range for an "average" overall SEI is 45 to 55. Component SEIs (e.g. "Grade 5 STAAR READING" or "PSAT WRITING") each have an average of 50 and standard deviation of 10; the range for an "average" component SEI is 40 to 60. Component SEIs are computed only if at least eight students are included.