

# 2012-13 School Effectiveness Index (SEI) Detail


5-MOISES E. MOLINA

2013-14 DIVISION 3

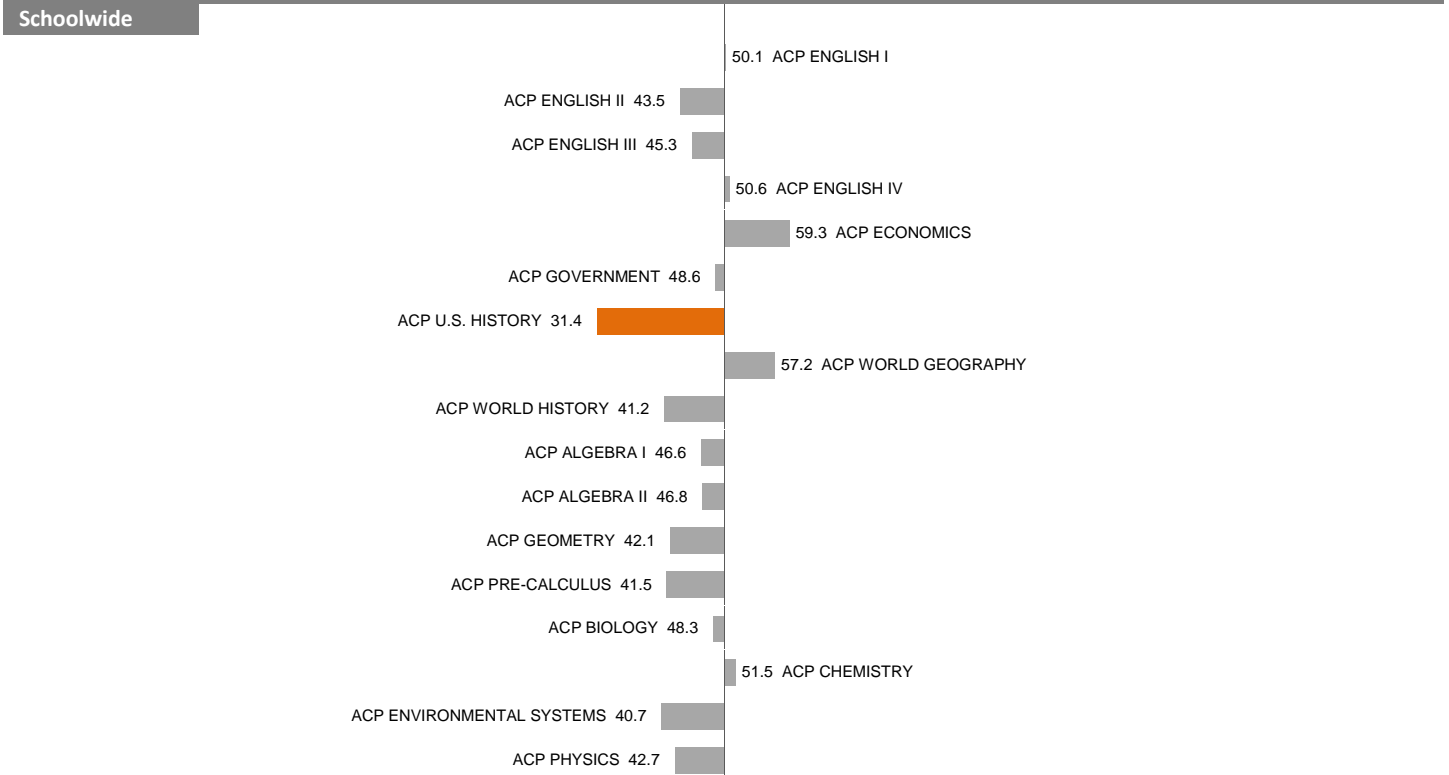
Overall SEI: 47.1

AEIS Rating: Met Standard

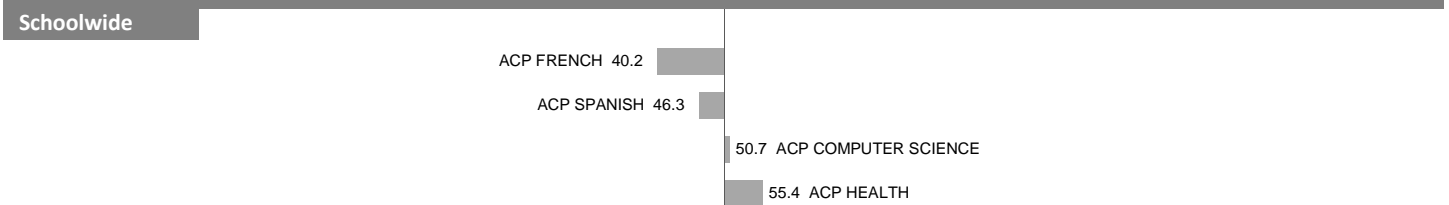
## STAAR



## Core ACP



## Other ACP



NOTES: "Overall SEI" has an average of 50 and standard deviation of 5; the range for an "average" overall SEI is 45 to 55. Component SEIs (e.g. "Grade 5 STAAR READING" or "PSAT WRITING") each have an average of 50 and standard deviation of 10; the range for an "average" component SEI is 40 to 60. Component SEIs are computed only if at least eight students are included.

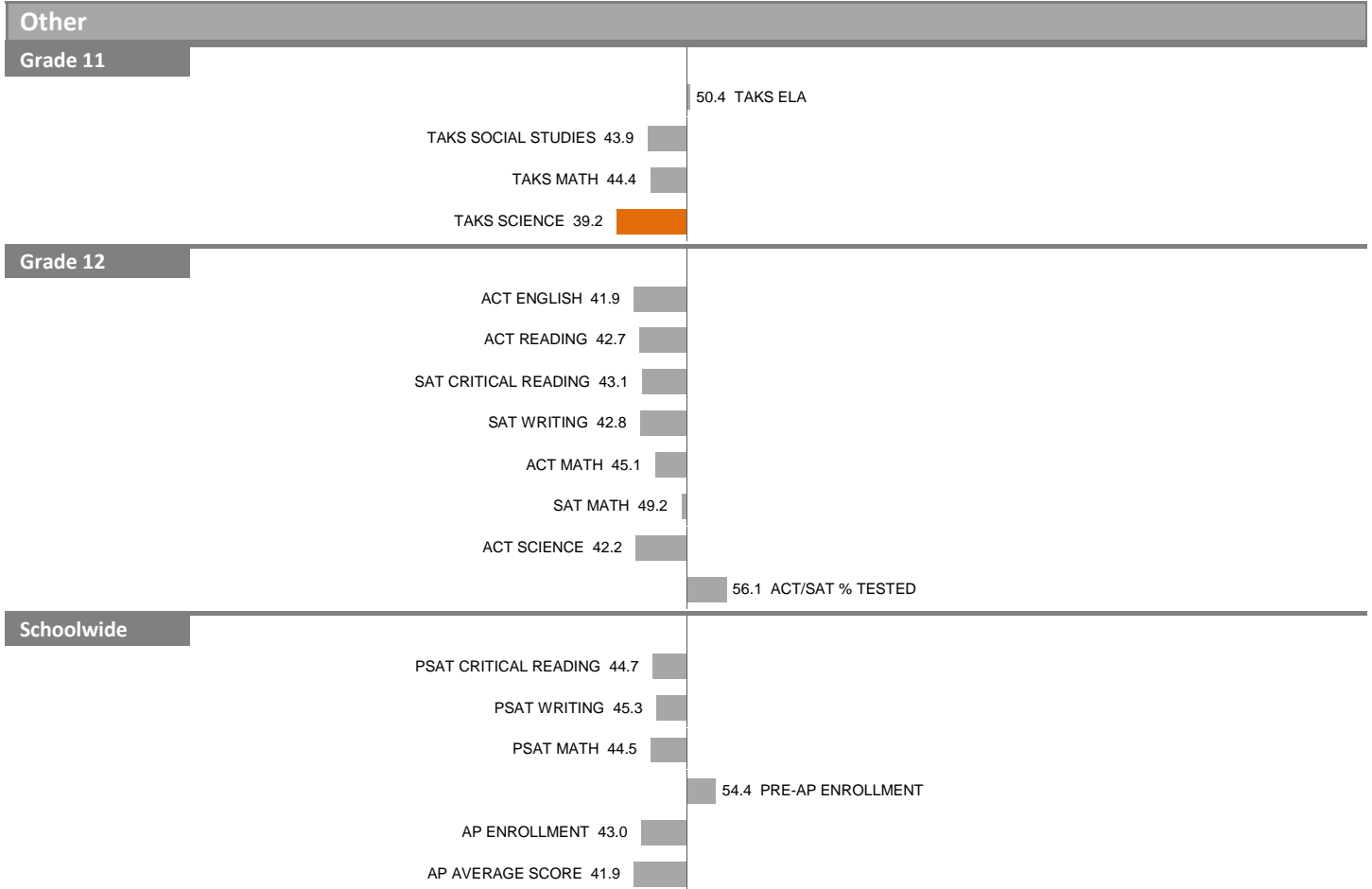
# 2012-13 School Effectiveness Index (SEI) Detail

5-MOISES E. MOLINA

2013-14 DIVISION 3

Overall SEI: 47.1

AEIS Rating: Met Standard



NOTES: "Overall SEI" has an average of 50 and standard deviation of 5; the range for an "average" overall SEI is 45 to 55. Component SEIs (e.g. "Grade 5 STAAR READING" or "PSAT WRITING") each have an average of 50 and standard deviation of 10; the range for an "average" component SEI is 40 to 60. Component SEIs are computed only if at least eight students are included.

# 2012-13 School Effectiveness Index (SEI) Detail


6-HILLCREST

2013-14 DIVISION 3

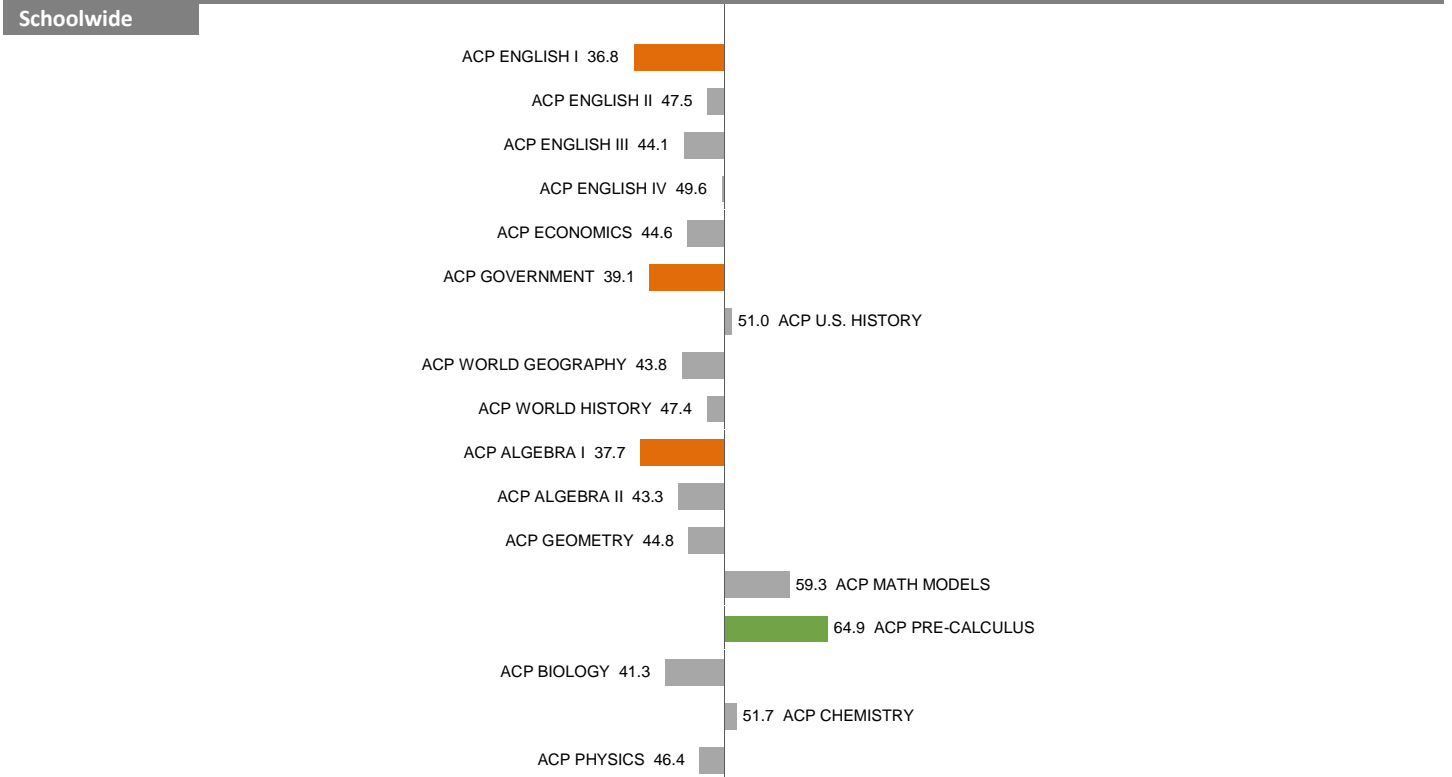
Overall SEI: 46.6

AEIS Rating: Met Standard

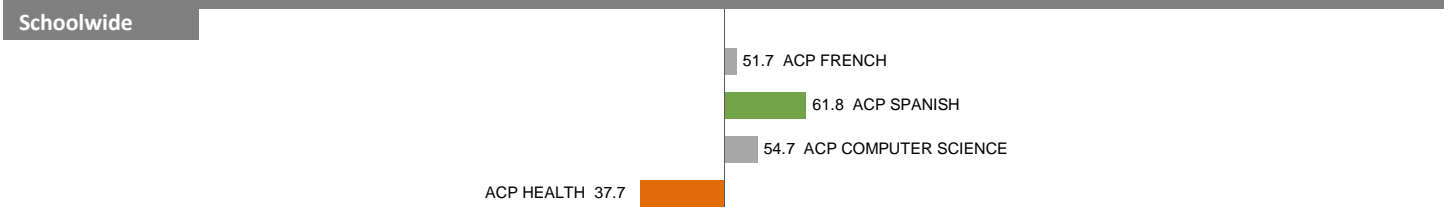
## STAAR



## Core ACP



## Other ACP



NOTES: "Overall SEI" has an average of 50 and standard deviation of 5; the range for an "average" overall SEI is 45 to 55. Component SEIs (e.g. "Grade 5 STAAR READING" or "PSAT WRITING") each have an average of 50 and standard deviation of 10; the range for an "average" component SEI is 40 to 60. Component SEIs are computed only if at least eight students are included.

# 2012-13 School Effectiveness Index (SEI) Detail

6-HILLCREST

2013-14 DIVISION 3

Overall SEI: 46.6

AEIS Rating: Met Standard



NOTES: "Overall SEI" has an average of 50 and standard deviation of 5; the range for an "average" overall SEI is 45 to 55. Component SEIs (e.g. "Grade 5 STAAR READING" or "PSAT WRITING") each have an average of 50 and standard deviation of 10; the range for an "average" component SEI is 40 to 60. Component SEIs are computed only if at least eight students are included.


# 2012-13 School Effectiveness Index (SEI) Detail

12-L.G. PINKSTON  
2013-14 DIVISION 3

Overall SEI: 40.7  
AEIS Rating: Improvement Required

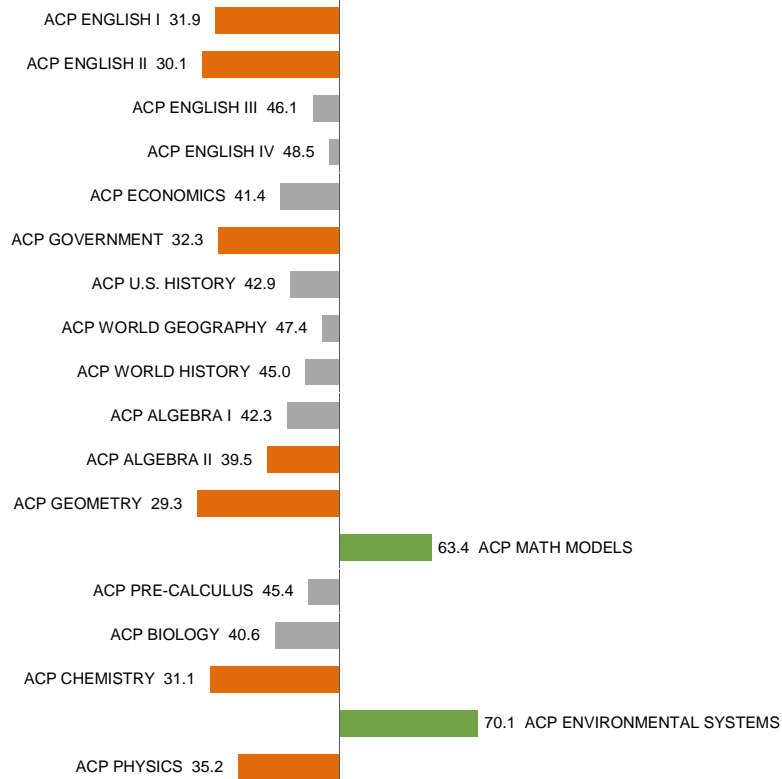
## STAAR

### Schoolwide



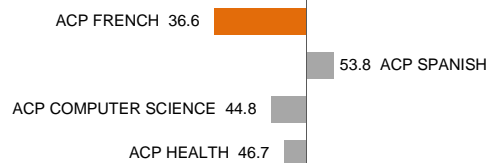
## Core ACP

### Schoolwide



## Other ACP

### Schoolwide

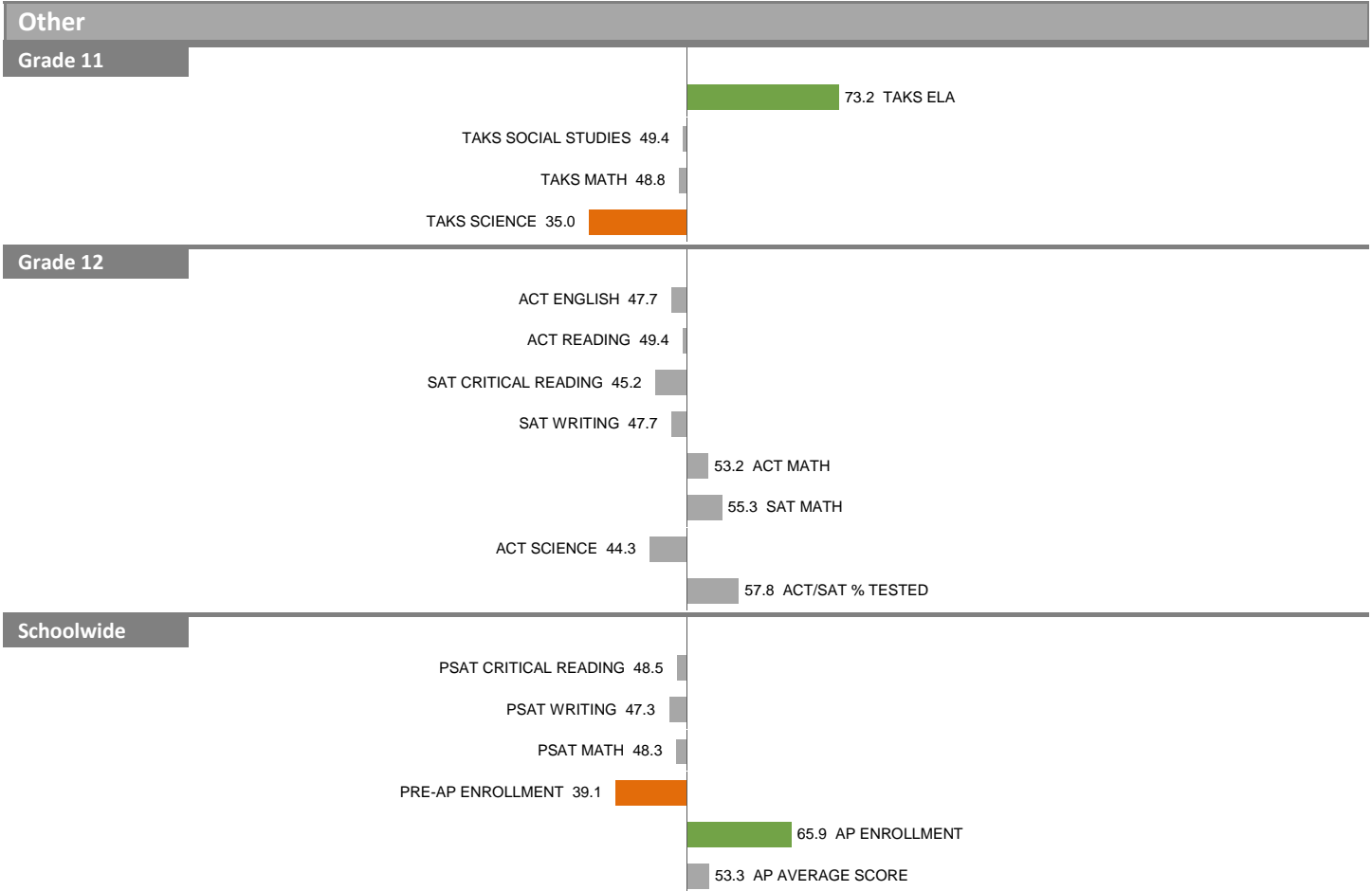


NOTES: "Overall SEI" has an average of 50 and standard deviation of 5; the range for an "average" overall SEI is 45 to 55. Component SEIs (e.g. "Grade 5 STAAR READING" or "PSAT WRITING") each have an average of 50 and standard deviation of 10; the range for an "average" component SEI is 40 to 60. Component SEIs are computed only if at least eight students are included.

# 2012-13 School Effectiveness Index (SEI) Detail

12-L.G. PINKSTON  
2013-14 DIVISION 3

Overall SEI: 40.7  
AEIS Rating: Improvement Required



NOTES: "Overall SEI" has an average of 50 and standard deviation of 5; the range for an "average" overall SEI is 45 to 55. Component SEIs (e.g. "Grade 5 STAAR READING" or "PSAT WRITING") each have an average of 50 and standard deviation of 10; the range for an "average" component SEI is 40 to 60. Component SEIs are computed only if at least eight students are included.

# 2012-13 School Effectiveness Index (SEI) Detail

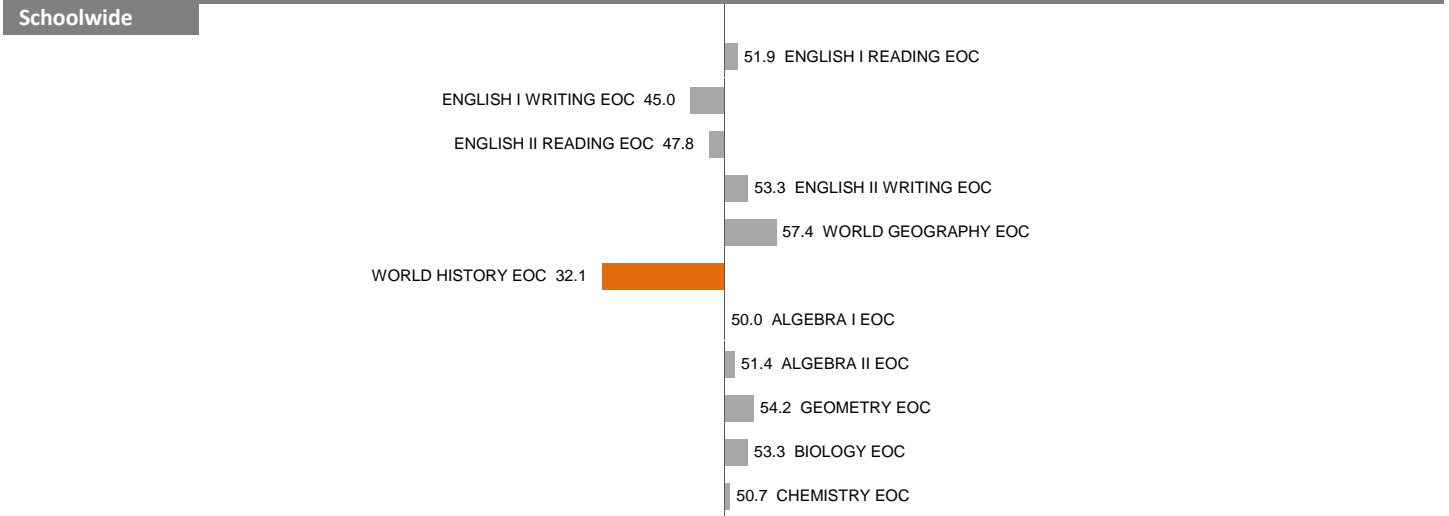
24-NORTH DALLAS

2013-14 DIVISION 3


Overall SEI: 46.9

AEIS Rating: Met Standard

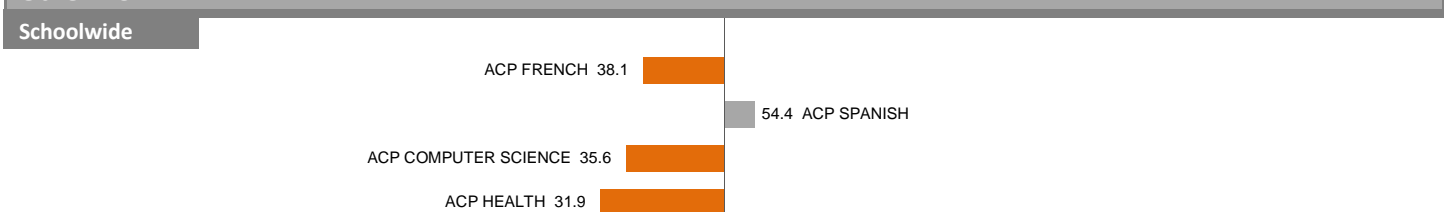
## STAAR



## Core ACP



## Other ACP



NOTES: "Overall SEI" has an average of 50 and standard deviation of 5; the range for an "average" overall SEI is 45 to 55. Component SEIs (e.g. "Grade 5 STAAR READING" or "PSAT WRITING") each have an average of 50 and standard deviation of 10; the range for an "average" component SEI is 40 to 60. Component SEIs are computed only if at least eight students are included.

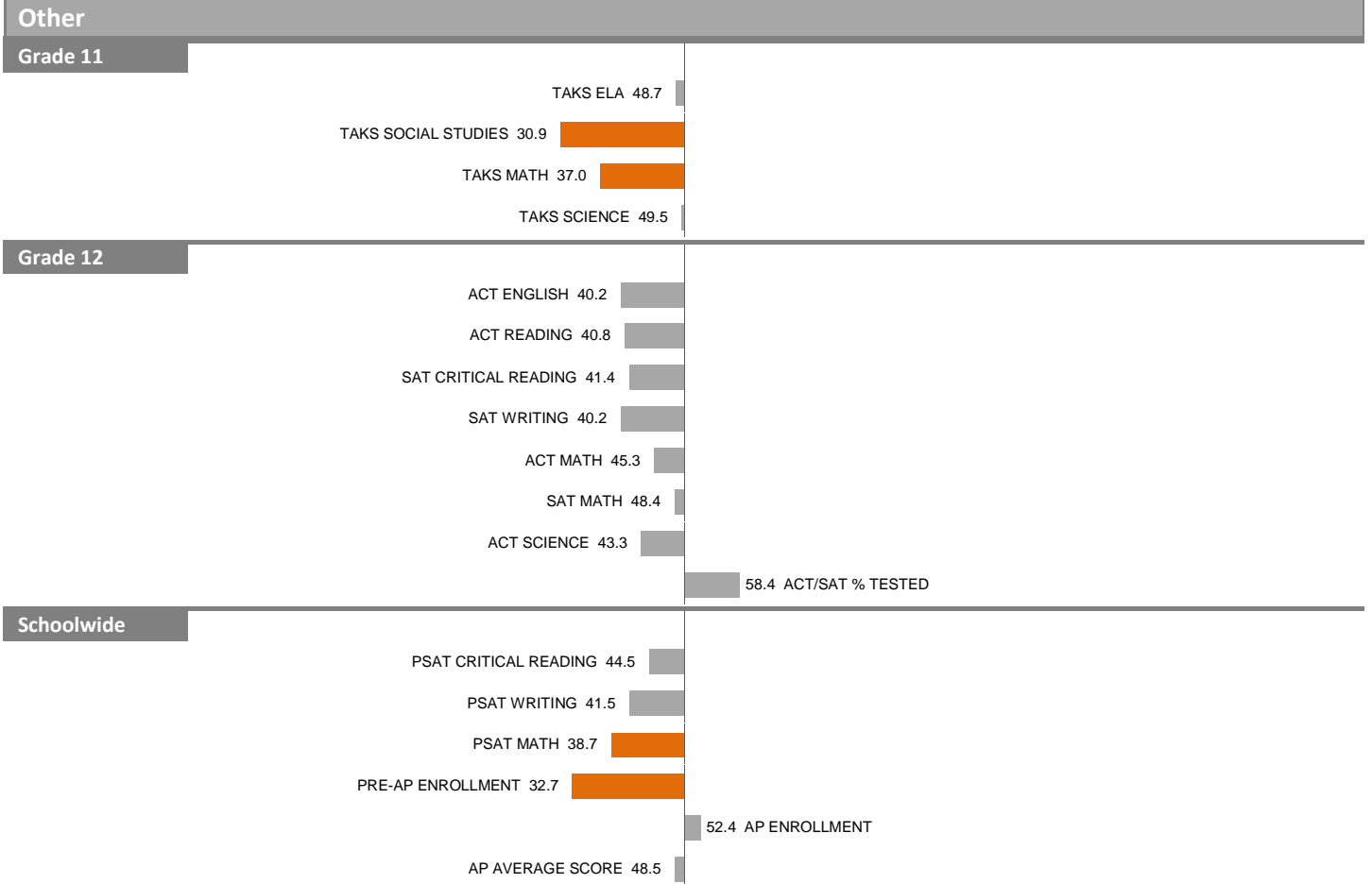
# 2012-13 School Effectiveness Index (SEI) Detail

24-NORTH DALLAS

2013-14 DIVISION 3

Overall SEI: 46.9

AEIS Rating: Met Standard



NOTES: "Overall SEI" has an average of 50 and standard deviation of 5; the range for an "average" overall SEI is 45 to 55. Component SEIs (e.g. "Grade 5 STAAR READING" or "PSAT WRITING") each have an average of 50 and standard deviation of 10; the range for an "average" component SEI is 40 to 60. Component SEIs are computed only if at least eight students are included.



## 2012-13 School Effectiveness Index (SEI) Detail

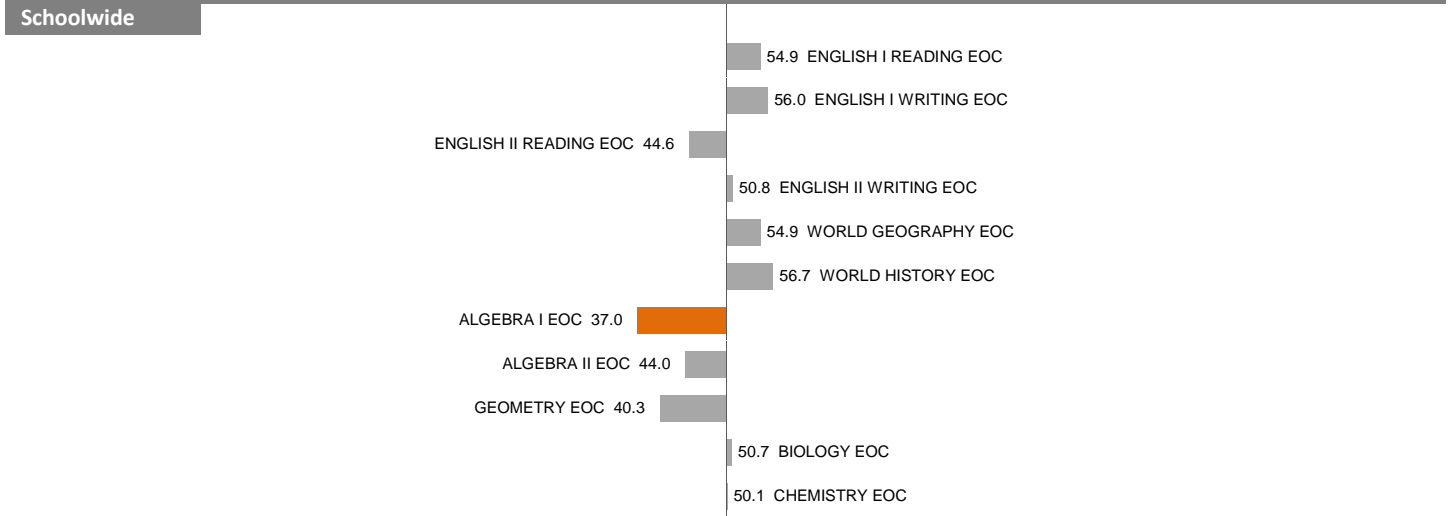
**34-BOOKER T. WASHINGTON ARTS**

2013-14 DIVISION 3 (NO FP)

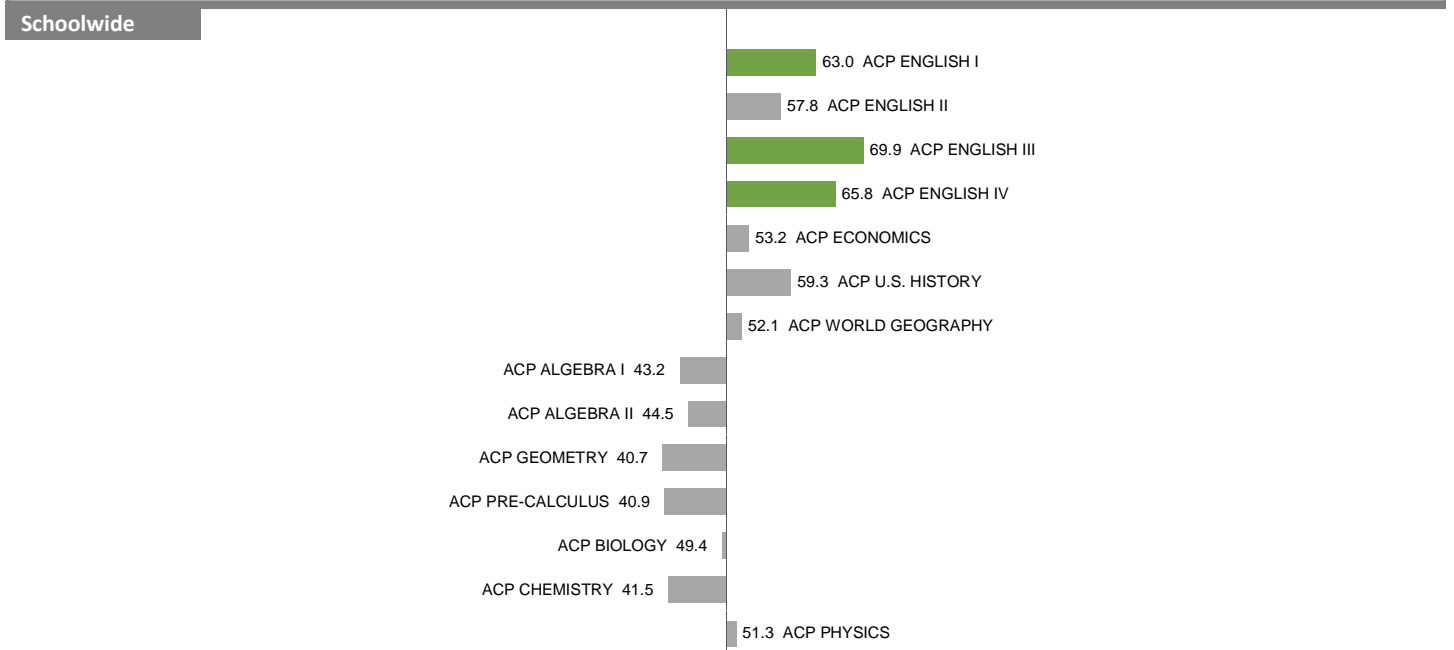
**Overall SEI: 51.4**

AEIS Rating: Met Standard


### STAAR




### Core ACP



### Other ACP



### Other



NOTES: "Overall SEI" has an average of 50 and standard deviation of 5; the range for an "average" overall SEI is 45 to 55. Component SEIs (e.g. "Grade 5 STAAR READING" or "PSAT WRITING") each have an average of 50 and standard deviation of 10; the range for an "average" component SEI is 40 to 60. Component SEIs are computed only if at least eight students are included.

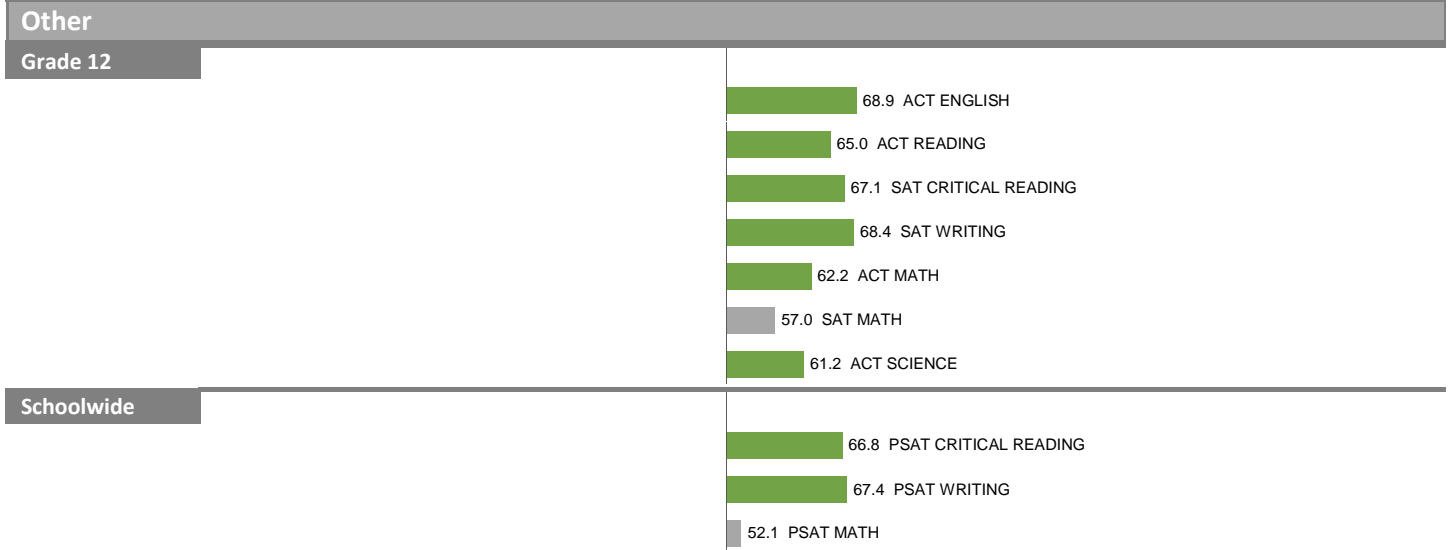
## 2012-13 School Effectiveness Index (SEI) Detail

**34-BOOKER T. WASHINGTON ARTS**

**Overall SEI: 51.4**

2013-14 DIVISION 3 (NO FP)

AEIS Rating: Met Standard



NOTES: "Overall SEI" has an average of 50 and standard deviation of 5; the range for an "average" overall SEI is 45 to 55. Component SEIs (e.g. "Grade 5 STAAR READING" or "PSAT WRITING") each have an average of 50 and standard deviation of 10; the range for an "average" component SEI is 40 to 60. Component SEIs are computed only if at least eight students are included.


# 2012-13 School Effectiveness Index (SEI) Detail

47-BENJAMIN FRANKLIN

Overall SEI: 55.1

2013-14 DIVISION 3

AEIS Rating: Met Standard




NOTES: "Overall SEI" has an average of 50 and standard deviation of 5; the range for an "average" overall SEI is 45 to 55. Component SEIs (e.g. "Grade 5 STAAR READING" or "PSAT WRITING") each have an average of 50 and standard deviation of 10; the range for an "average" component SEI is 40 to 60. Component SEIs are computed only if at least eight students are included.

# 2012-13 School Effectiveness Index (SEI) Detail

55-T.J. RUSK  
2013-14 DIVISION 3

Overall SEI: 44.3  
AEIS Rating: Met Standard



NOTES: "Overall SEI" has an average of 50 and standard deviation of 5; the range for an "average" overall SEI is 45 to 55. Component SEIs (e.g. "Grade 5 STAAR READING" or "PSAT WRITING") each have an average of 50 and standard deviation of 10; the range for an "average" component SEI is 40 to 60. Component SEIs are computed only if at least eight students are included.

# 2012-13 School Effectiveness Index (SEI) Detail


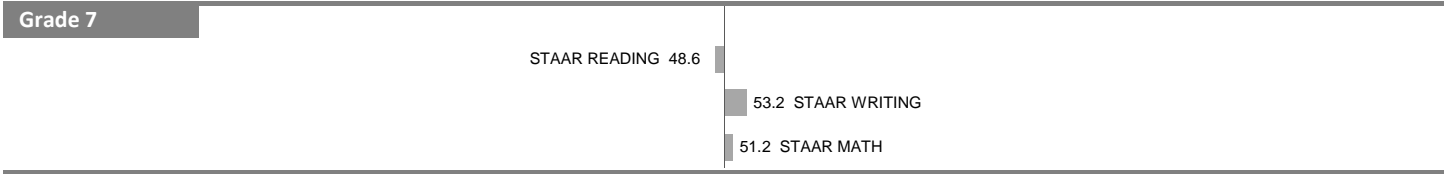

58-ALEX W. SPENCE

2013-14 DIVISION 3


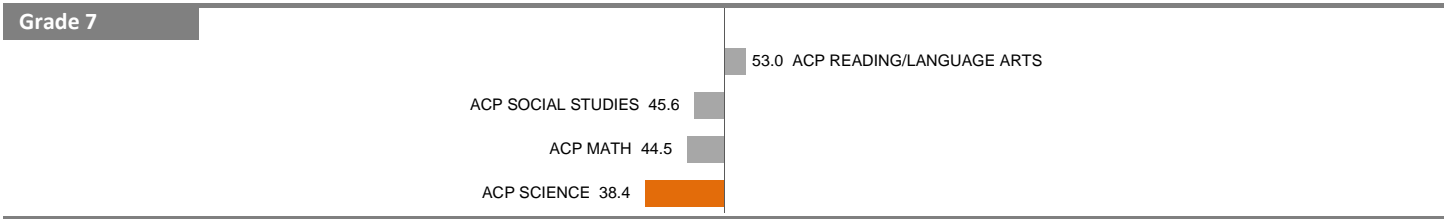

Overall SEI: 49.0

AEIS Rating: Met Standard

## STAAR



## Core ACP



## Other ACP



## Other




NOTES: "Overall SEI" has an average of 50 and standard deviation of 5; the range for an "average" overall SEI is 45 to 55. Component SEIs (e.g. "Grade 5 STAAR READING" or "PSAT WRITING") each have an average of 50 and standard deviation of 10; the range for an "average" component SEI is 40 to 60. Component SEIs are computed only if at least eight students are included.

# 2012-13 School Effectiveness Index (SEI) Detail

59-L.V. STOCKARD  
2013-14 DIVISION 3

Overall SEI: 55.5  
AEIS Rating: Met Standard



NOTES: "Overall SEI" has an average of 50 and standard deviation of 5; the range for an "average" overall SEI is 45 to 55. Component SEIs (e.g. "Grade 5 STAAR READING" or "PSAT WRITING") each have an average of 50 and standard deviation of 10; the range for an "average" component SEI is 40 to 60. Component SEIs are computed only if at least eight students are included.

# 2012-13 School Effectiveness Index (SEI) Detail

71-DALLAS ENVIRONMENTAL SCIENCE

Overall SEI: 54.2

2013-14 DIVISION 3 (NO FP)

AEIS Rating: Met Standard



NOTES: "Overall SEI" has an average of 50 and standard deviation of 5; the range for an "average" overall SEI is 45 to 55. Component SEIs (e.g. "Grade 5 STAAR READING" or "PSAT WRITING") each have an average of 50 and standard deviation of 10; the range for an "average" component SEI is 40 to 60. Component SEIs are computed only if at least eight students are included.


# 2012-13 School Effectiveness Index (SEI) Detail

74-THOMAS A. EDISON

Overall SEI: 44.6

2013-14 DIVISION 3

AEIS Rating: Improvement Required



NOTES: "Overall SEI" has an average of 50 and standard deviation of 5; the range for an "average" overall SEI is 45 to 55. Component SEIs (e.g. "Grade 5 STAAR READING" or "PSAT WRITING") each have an average of 50 and standard deviation of 10; the range for an "average" component SEI is 40 to 60. Component SEIs are computed only if at least eight students are included.



# 2012-13 School Effectiveness Index (SEI) Detail


88-TRINIDAD GARZA EARLY COLLEGE HS

Overall SEI: 60.3

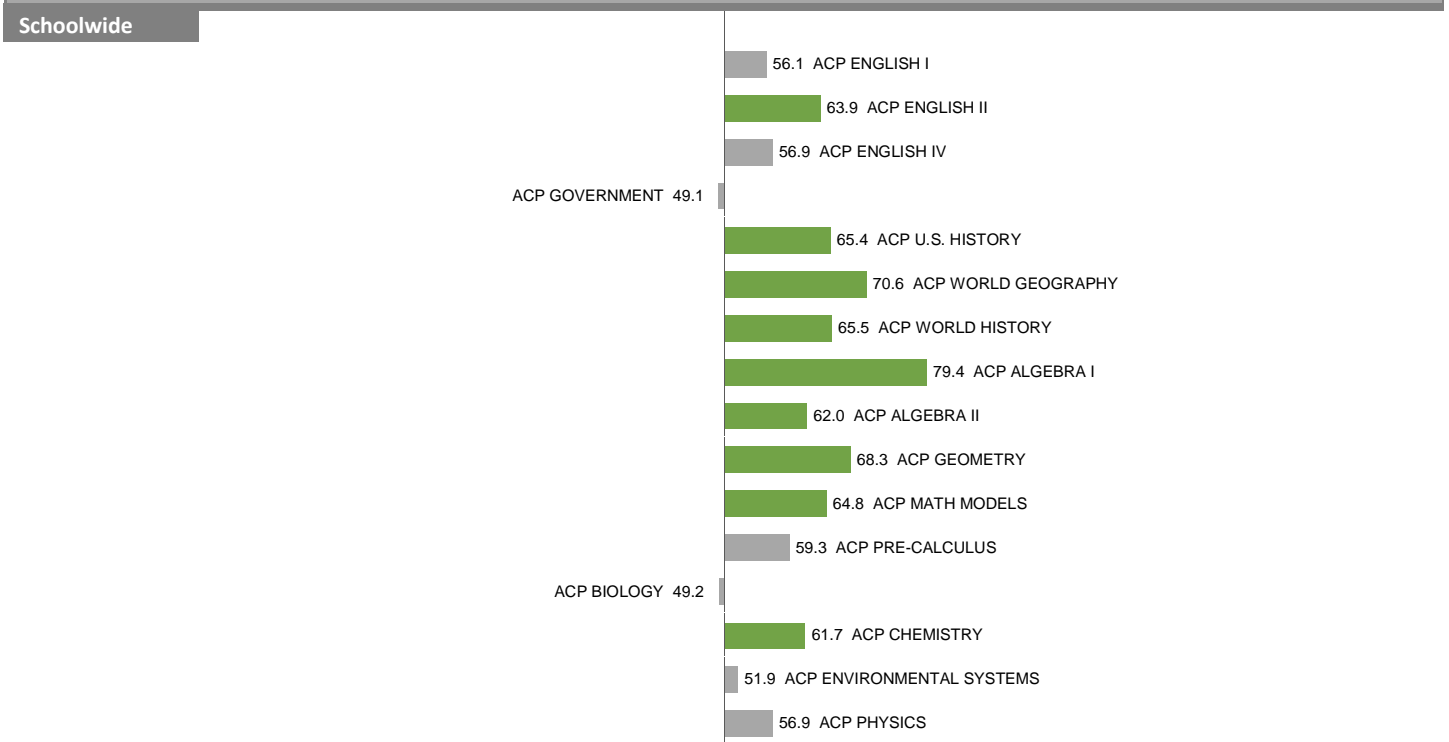
2013-14 DIVISION 3 (NO FP)

AEIS Rating: Met Standard

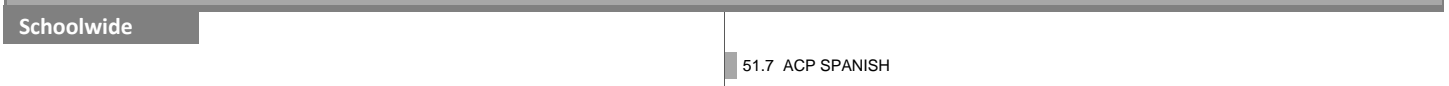
## STAAR




## Core ACP



## Other ACP



## Other



NOTES: "Overall SEI" has an average of 50 and standard deviation of 5; the range for an "average" overall SEI is 45 to 55. Component SEIs (e.g. "Grade 5 STAAR READING" or "PSAT WRITING") each have an average of 50 and standard deviation of 10; the range for an "average" component SEI is 40 to 60. Component SEIs are computed only if at least eight students are included.

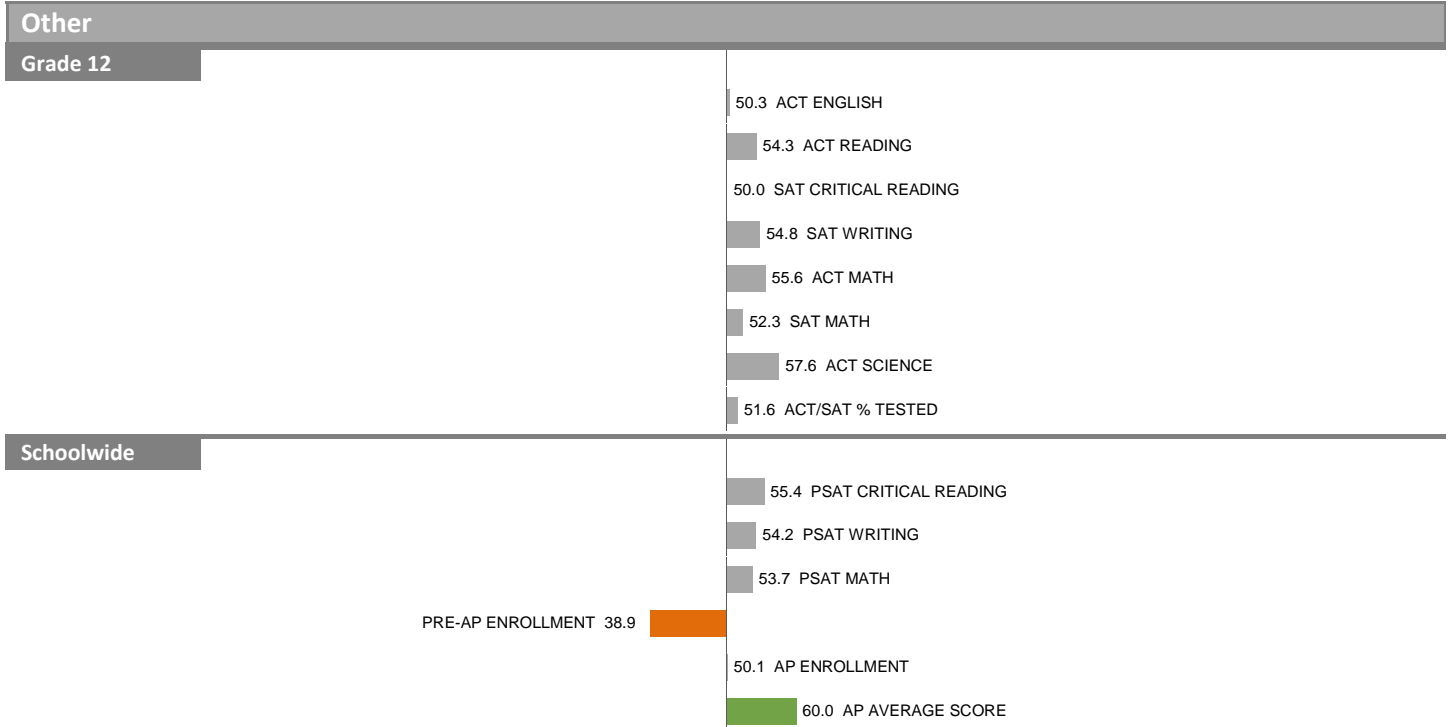
## 2012-13 School Effectiveness Index (SEI) Detail

88-TRINIDAD GARZA EARLY COLLEGE HS

Overall SEI: 60.3

2013-14 DIVISION 3 (NO FP)

AEIS Rating: Met Standard



NOTES: "Overall SEI" has an average of 50 and standard deviation of 5; the range for an "average" overall SEI is 45 to 55. Component SEIs (e.g. "Grade 5 STAAR READING" or "PSAT WRITING") each have an average of 50 and standard deviation of 10; the range for an "average" component SEI is 40 to 60. Component SEIs are computed only if at least eight students are included.

# 2012-13 School Effectiveness Index (SEI) Detail


103-GABE P. ALLEN

2013-14 DIVISION 3

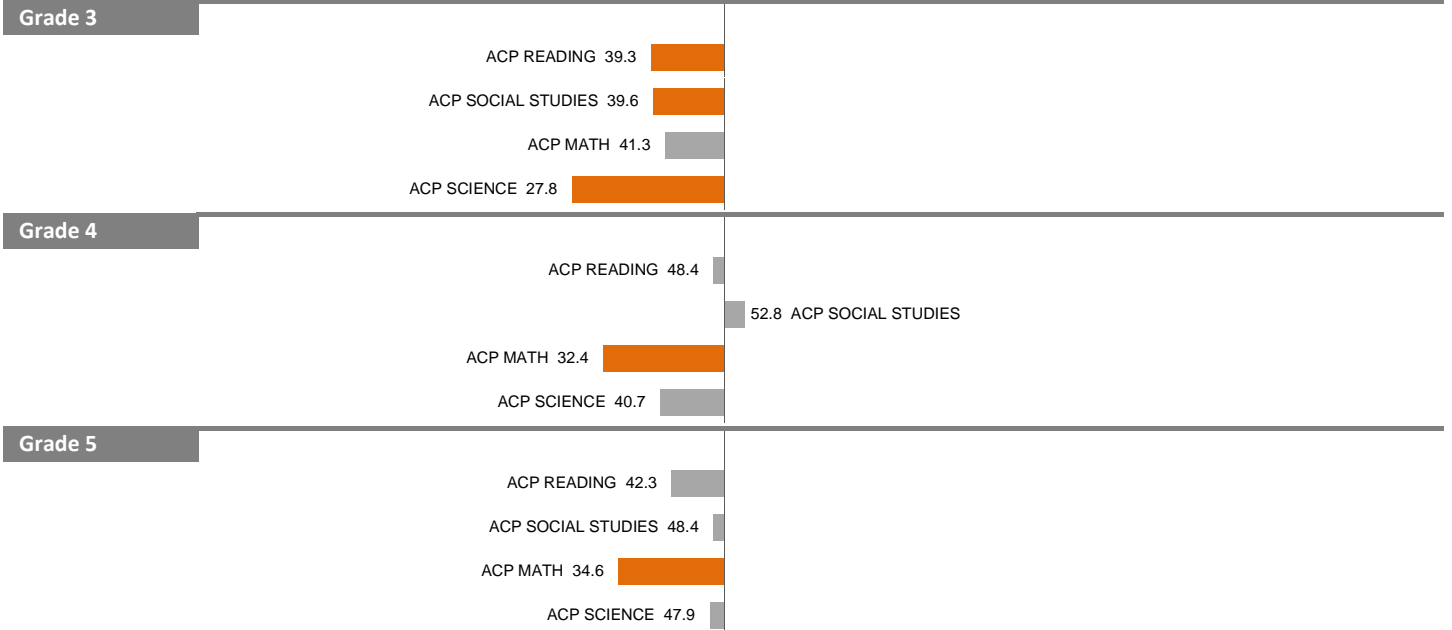
Overall SEI: 45.6

AEIS Rating: Met Standard

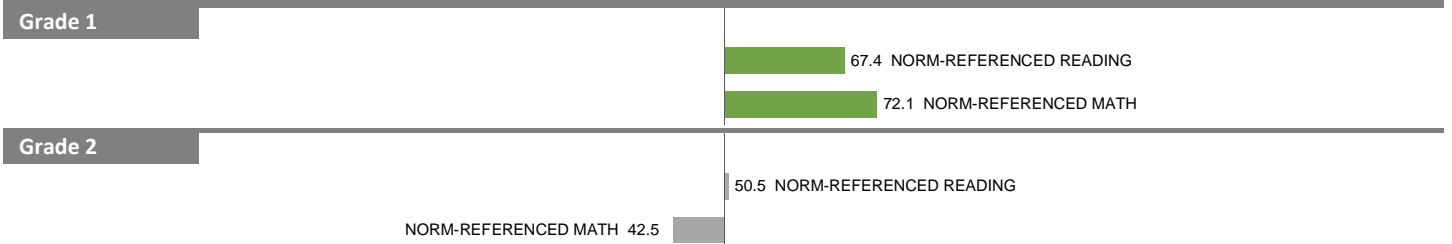
## STAAR



## Core ACP



## Other



NOTES: "Overall SEI" has an average of 50 and standard deviation of 5; the range for an "average" overall SEI is 45 to 55. Component SEIs (e.g. "Grade 5 STAAR READING" or "PSAT WRITING") each have an average of 50 and standard deviation of 10; the range for an "average" component SEI is 40 to 60. Component SEIs are computed only if at least eight students are included.

# 2012-13 School Effectiveness Index (SEI) Detail

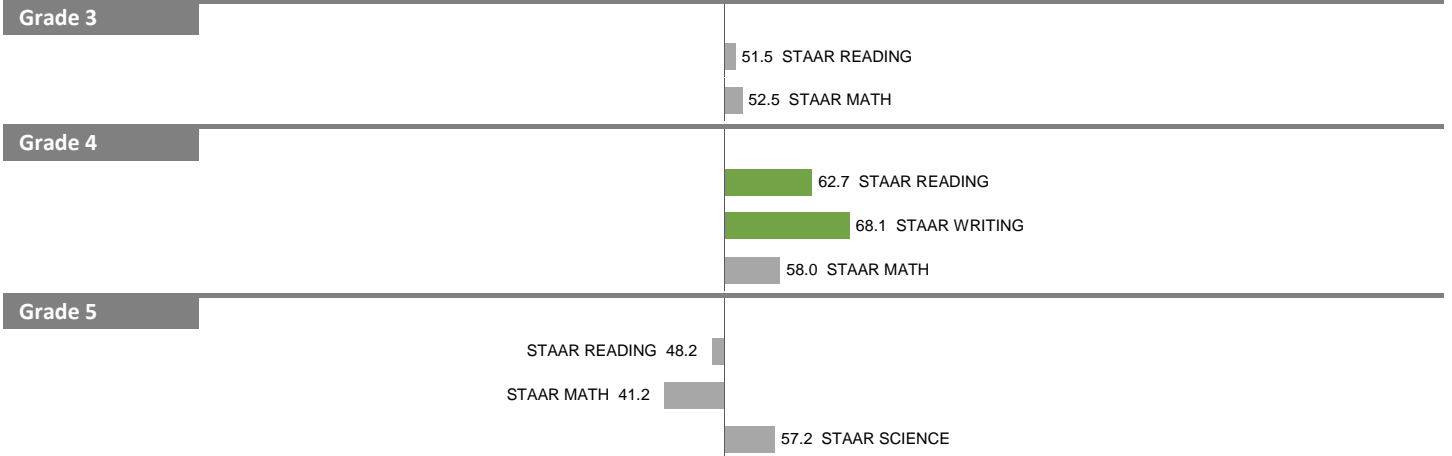
105--ARCADIA PARK

2013-14 DIVISION 3

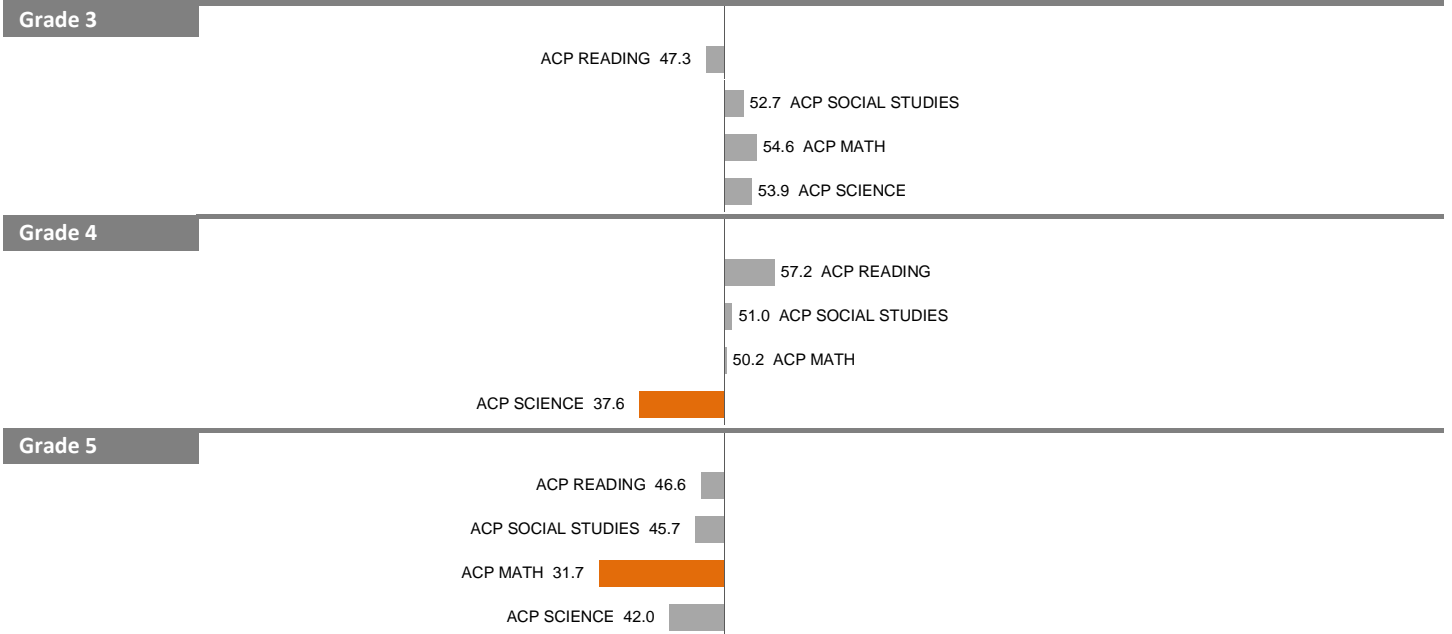
Overall SEI: 52.4

AEIS Rating: Met Standard

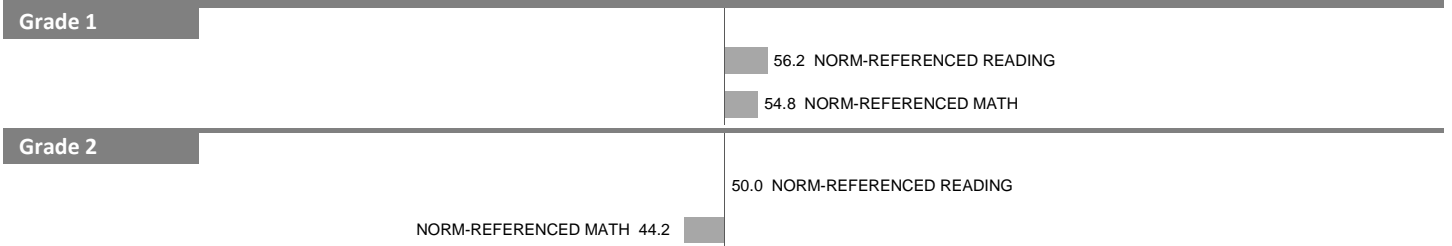
## STAAR



## Core ACP



## Other



NOTES: "Overall SEI" has an average of 50 and standard deviation of 5; the range for an "average" overall SEI is 45 to 55. Component SEIs (e.g. "Grade 5 STAAR READING" or "PSAT WRITING") each have an average of 50 and standard deviation of 10; the range for an "average" component SEI is 40 to 60. Component SEIs are computed only if at least eight students are included.


# 2012-13 School Effectiveness Index (SEI) Detail

122-C.F. CARR

Overall SEI: 47.3

2013-14 DIVISION 3

AEIS Rating: Improvement Required



NOTES: "Overall SEI" has an average of 50 and standard deviation of 5; the range for an "average" overall SEI is 45 to 55. Component SEIs (e.g. "Grade 5 STAAR READING" or "PSAT WRITING") each have an average of 50 and standard deviation of 10; the range for an "average" component SEI is 40 to 60. Component SEIs are computed only if at least eight students are included.


# 2012-13 School Effectiveness Index (SEI) Detail

124-GEORGE W. CARVER

Overall SEI: 39.4

2013-14 DIVISION 3

AEIS Rating: Improvement Required



NOTES: "Overall SEI" has an average of 50 and standard deviation of 5; the range for an "average" overall SEI is 45 to 55. Component SEIs (e.g. "Grade 5 STAAR READING" or "PSAT WRITING") each have an average of 50 and standard deviation of 10; the range for an "average" component SEI is 40 to 60. Component SEIs are computed only if at least eight students are included.

# 2012-13 School Effectiveness Index (SEI) Detail


130—LEILA P. COWART

2013-14 DIVISION 3


Overall SEI: 48.5

AEIS Rating: Met Standard

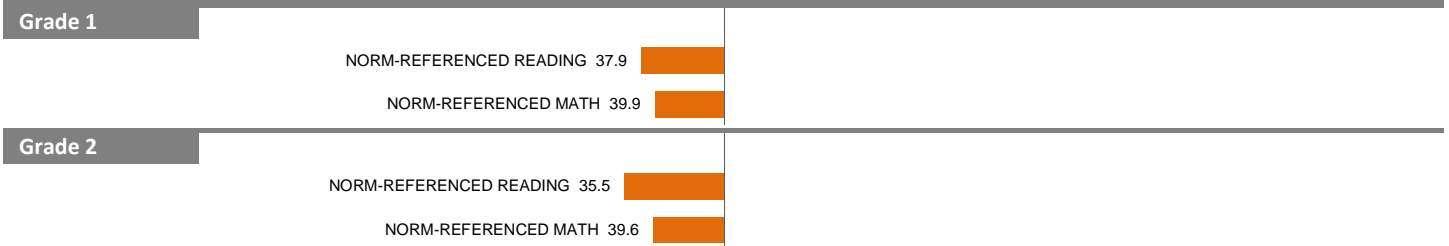
## STAAR



## Core ACP



## Other



NOTES: "Overall SEI" has an average of 50 and standard deviation of 5; the range for an "average" overall SEI is 45 to 55. Component SEIs (e.g. "Grade 5 STAAR READING" or "PSAT WRITING") each have an average of 50 and standard deviation of 10; the range for an "average" component SEI is 40 to 60. Component SEIs are computed only if at least eight students are included.

# 2012-13 School Effectiveness Index (SEI) Detail


131-IGNACIO ZARAGOZA

2013-14 DIVISION 3


Overall SEI: 52.3

AEIS Rating: Met Standard

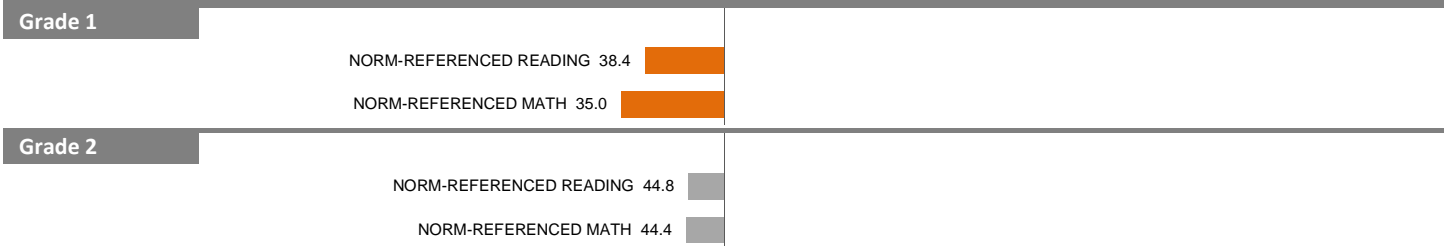
## STAAR



## Core ACP



## Other



NOTES: "Overall SEI" has an average of 50 and standard deviation of 5; the range for an "average" overall SEI is 45 to 55. Component SEIs (e.g. "Grade 5 STAAR READING" or "PSAT WRITING") each have an average of 50 and standard deviation of 10; the range for an "average" component SEI is 40 to 60. Component SEIs are computed only if at least eight students are included.



# 2012-13 School Effectiveness Index (SEI) Detail

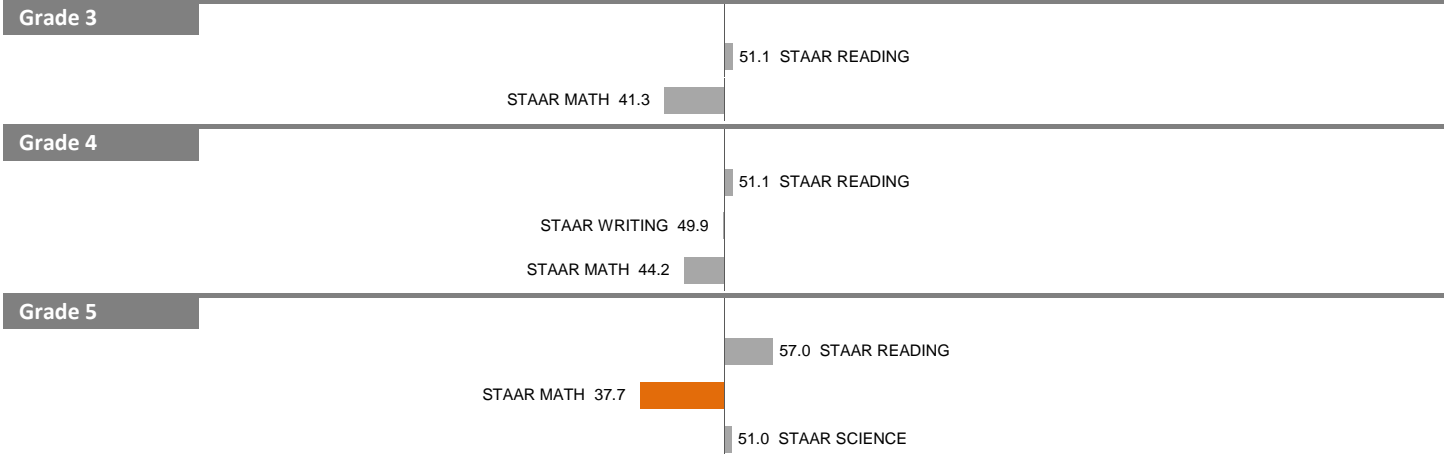
140-AMELIA EARHART

Overall SEI: 47.0

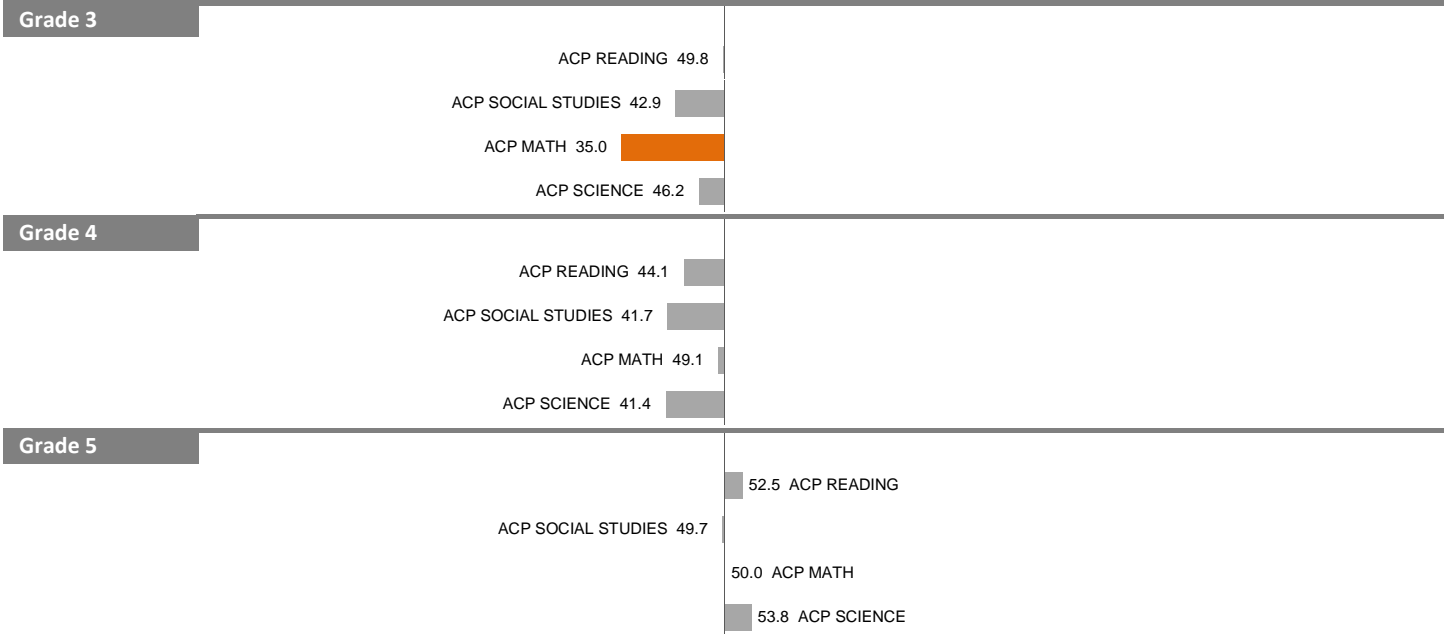
2013-14 DIVISION 3

AEIS Rating: Improvement Required


## STAAR



## Core ACP



## Other



NOTES: "Overall SEI" has an average of 50 and standard deviation of 5; the range for an "average" overall SEI is 45 to 55. Component SEIs (e.g. "Grade 5 STAAR READING" or "PSAT WRITING") each have an average of 50 and standard deviation of 10; the range for an "average" component SEI is 40 to 60. Component SEIs are computed only if at least eight students are included.

# 2012-13 School Effectiveness Index (SEI) Detail

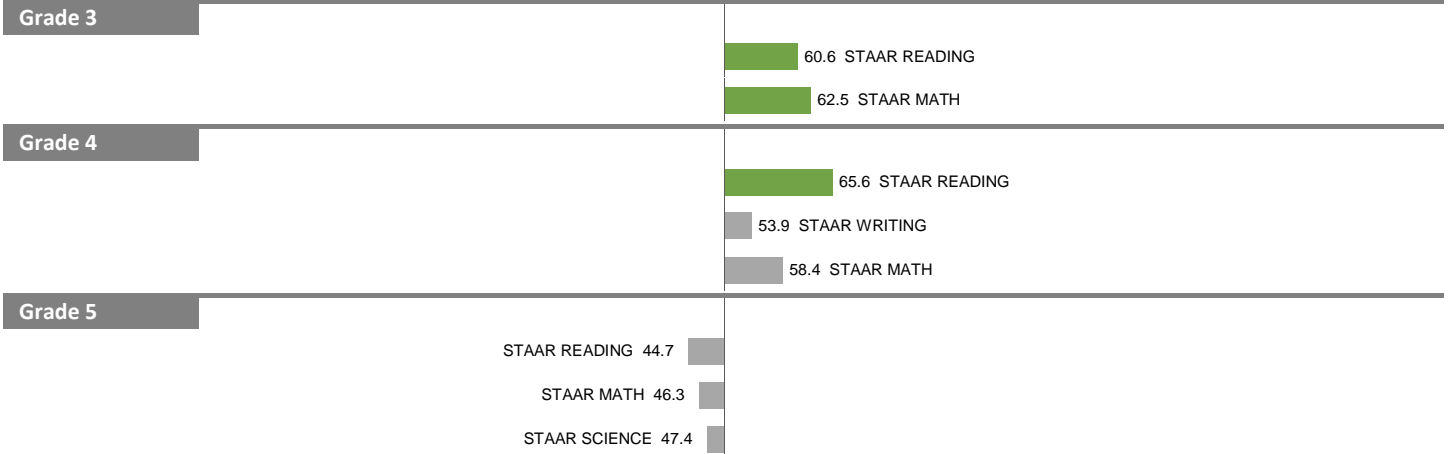
160-SAM HOUSTON

2013-14 DIVISION 3

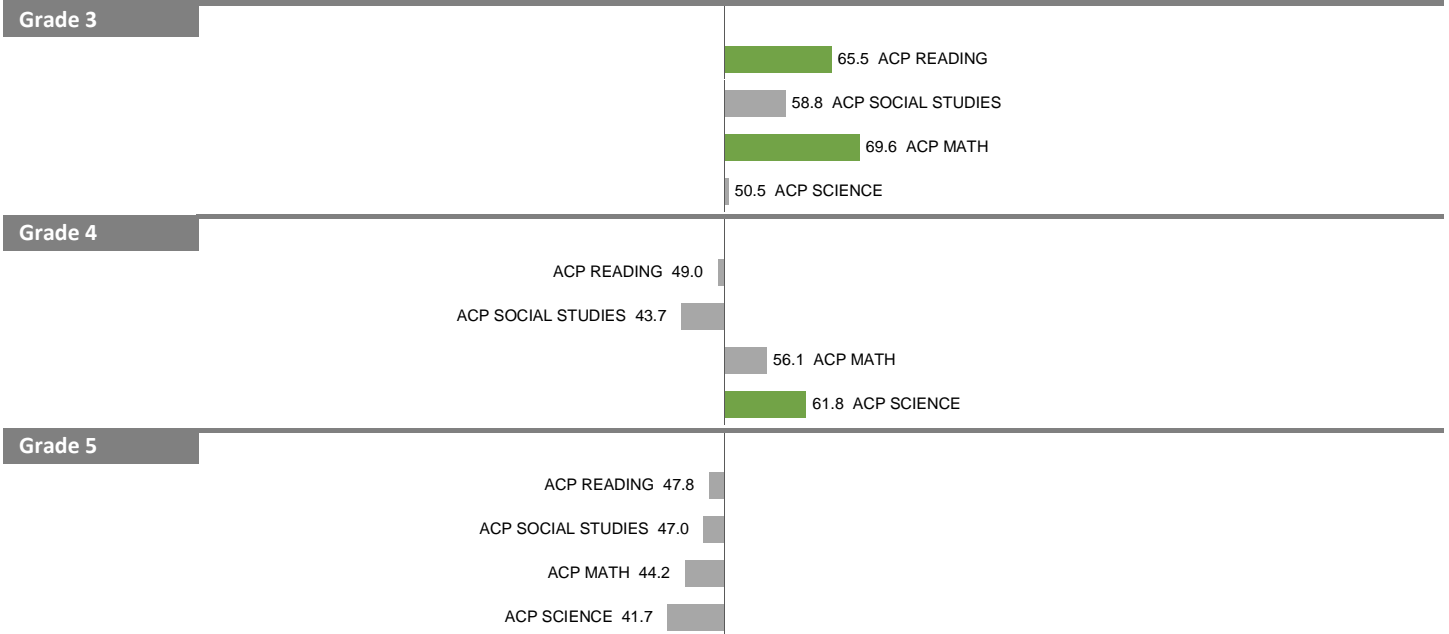
Overall SEI: 49.7

AEIS Rating: Met Standard

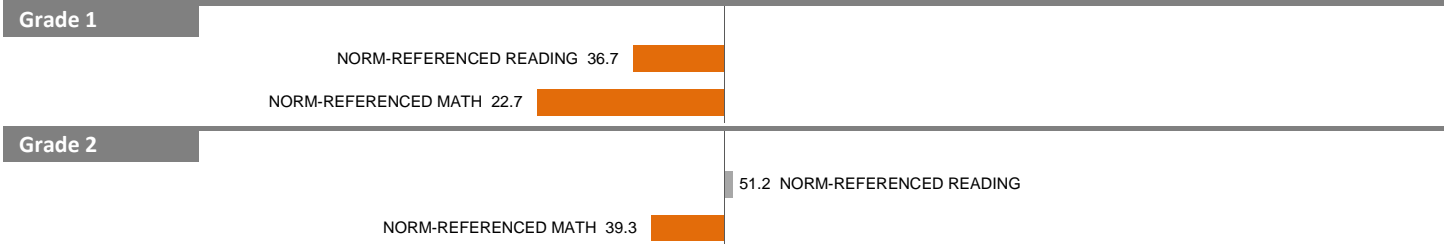
## STAAR



## Core ACP



## Other



NOTES: "Overall SEI" has an average of 50 and standard deviation of 5; the range for an "average" overall SEI is 45 to 55. Component SEIs (e.g. "Grade 5 STAAR READING" or "PSAT WRITING") each have an average of 50 and standard deviation of 10; the range for an "average" component SEI is 40 to 60. Component SEIs are computed only if at least eight students are included.

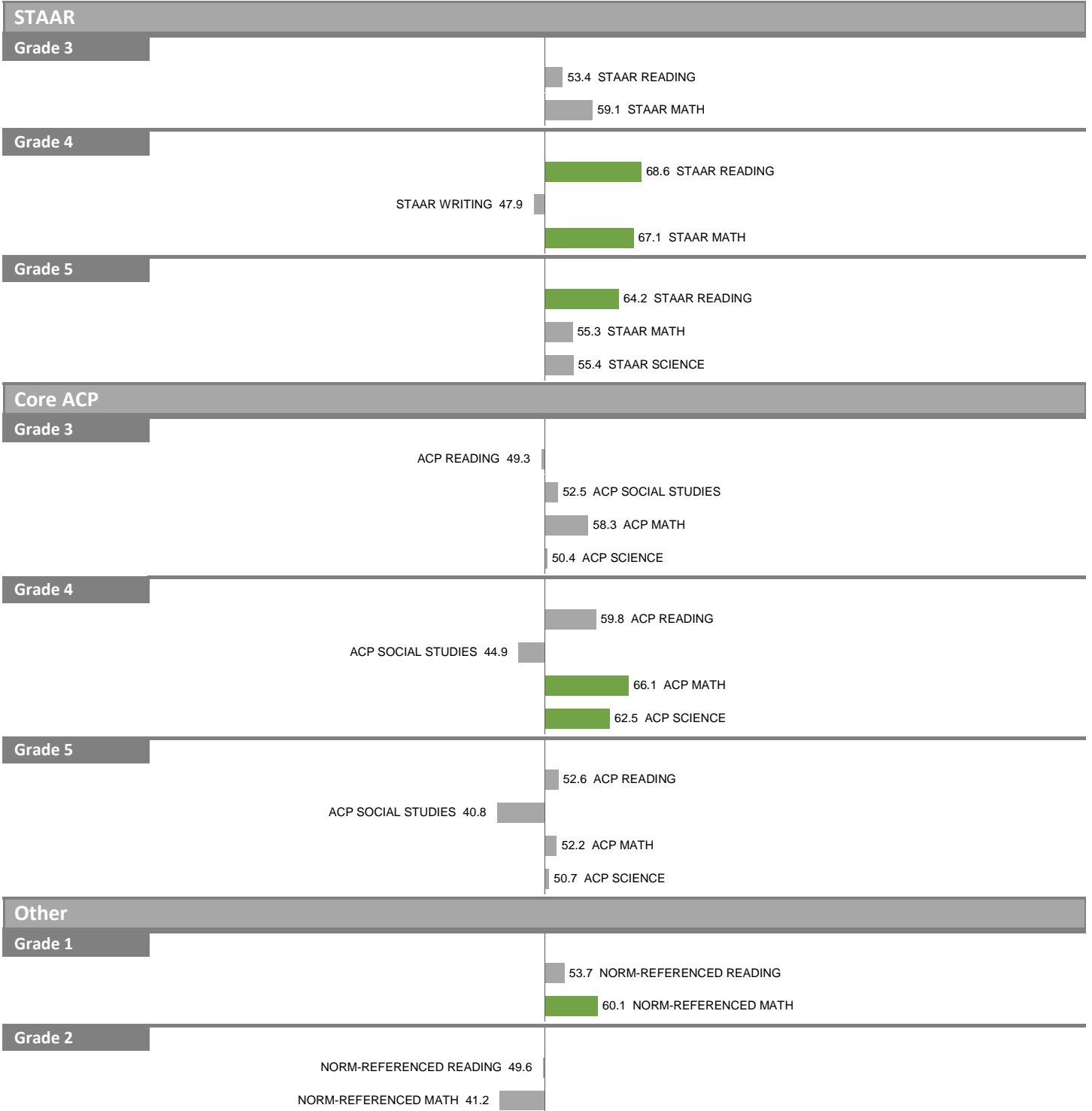
# 2012-13 School Effectiveness Index (SEI) Detail

169-ARTHUR KRAMER

2013-14 DIVISION 3

Overall SEI: 55.7

AEIS Rating: Met Standard



NOTES: "Overall SEI" has an average of 50 and standard deviation of 5; the range for an "average" overall SEI is 45 to 55. Component SEIs (e.g. "Grade 5 STAAR READING" or "PSAT WRITING") each have an average of 50 and standard deviation of 10; the range for an "average" component SEI is 40 to 60. Component SEIs are computed only if at least eight students are included.

# 2012-13 School Effectiveness Index (SEI) Detail

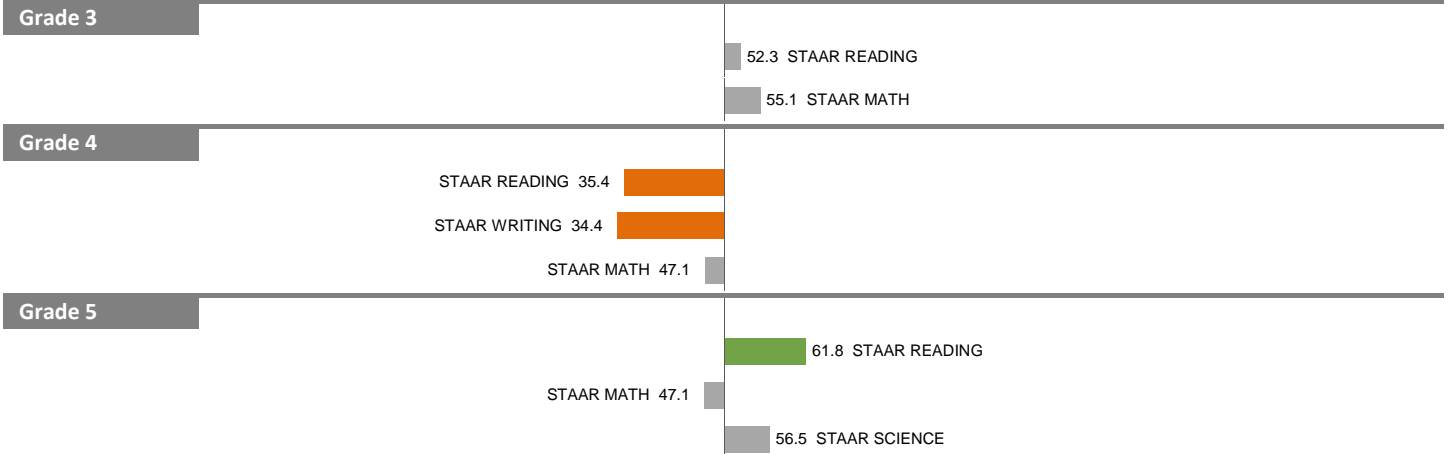
173--SIDNEY LANIER

2013-14 DIVISION 3

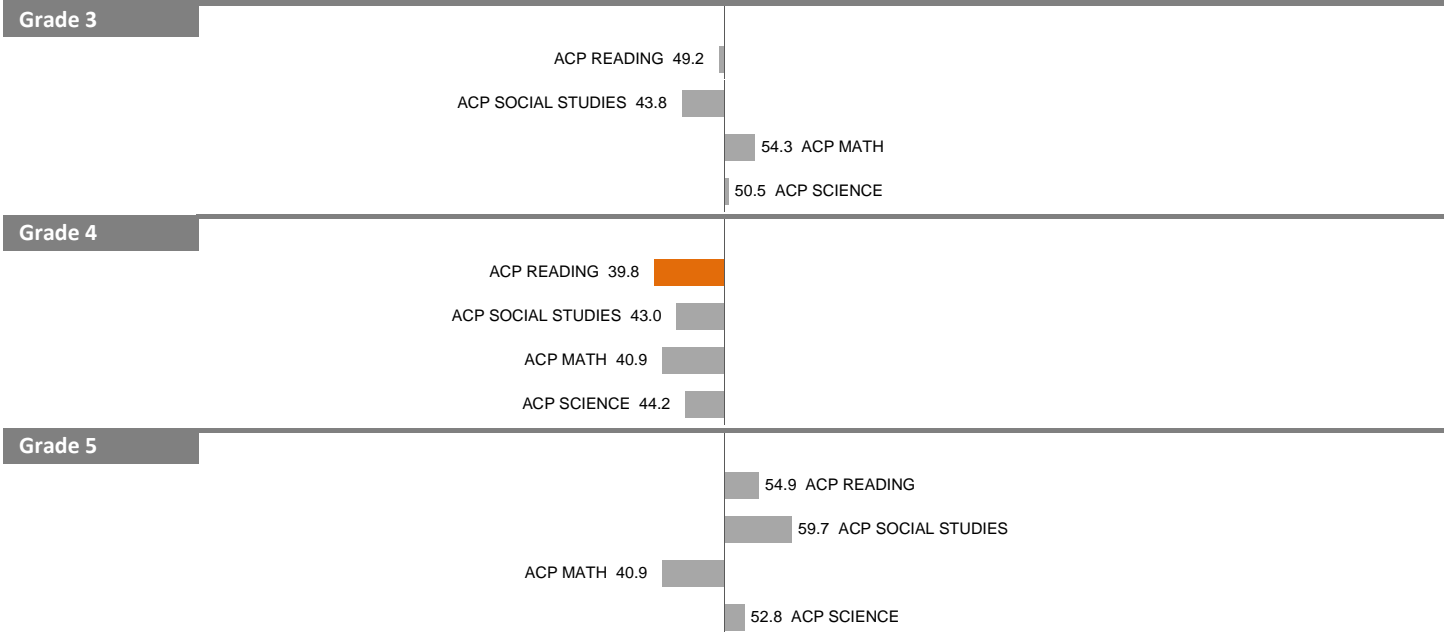
Overall SEI: 50.2

AEIS Rating: Met Standard

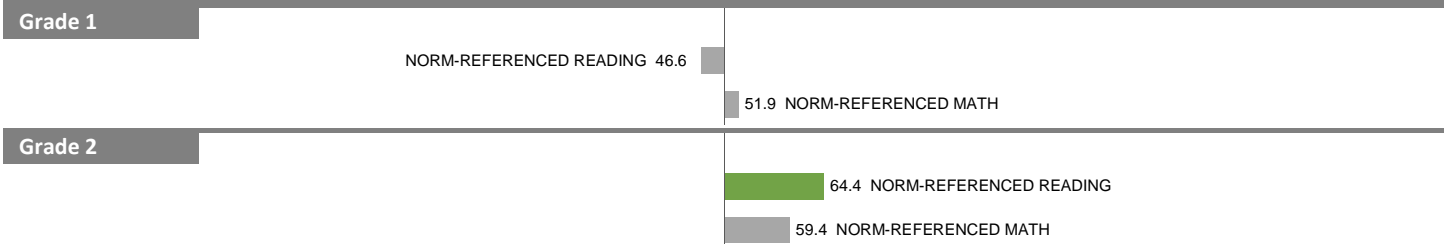
## STAAR



## Core ACP



## Other



NOTES: "Overall SEI" has an average of 50 and standard deviation of 5; the range for an "average" overall SEI is 45 to 55. Component SEIs (e.g. "Grade 5 STAAR READING" or "PSAT WRITING") each have an average of 50 and standard deviation of 10; the range for an "average" component SEI is 40 to 60. Component SEIs are computed only if at least eight students are included.

# 2012-13 School Effectiveness Index (SEI) Detail

181-MAPLE LAWN  
2013-14 DIVISION 3

Overall SEI: 50.0  
AEIS Rating: Met Standard




NOTES: "Overall SEI" has an average of 50 and standard deviation of 5; the range for an "average" overall SEI is 45 to 55. Component SEIs (e.g. "Grade 5 STAAR READING" or "PSAT WRITING") each have an average of 50 and standard deviation of 10; the range for an "average" component SEI is 40 to 60. Component SEIs are computed only if at least eight students are included.

# 2012-13 School Effectiveness Index (SEI) Detail

184-BEN MILAM  
2013-14 DIVISION 3

Overall SEI: 50.3  
AEIS Rating: Met Standard



NOTES: "Overall SEI" has an average of 50 and standard deviation of 5; the range for an "average" overall SEI is 45 to 55. Component SEIs (e.g. "Grade 5 STAAR READING" or "PSAT WRITING") each have an average of 50 and standard deviation of 10; the range for an "average" component SEI is 40 to 60. Component SEIs are computed only if at least eight students are included.

# 2012-13 School Effectiveness Index (SEI) Detail


193-JOHN J. PERSHING

2013-14 DIVISION 3

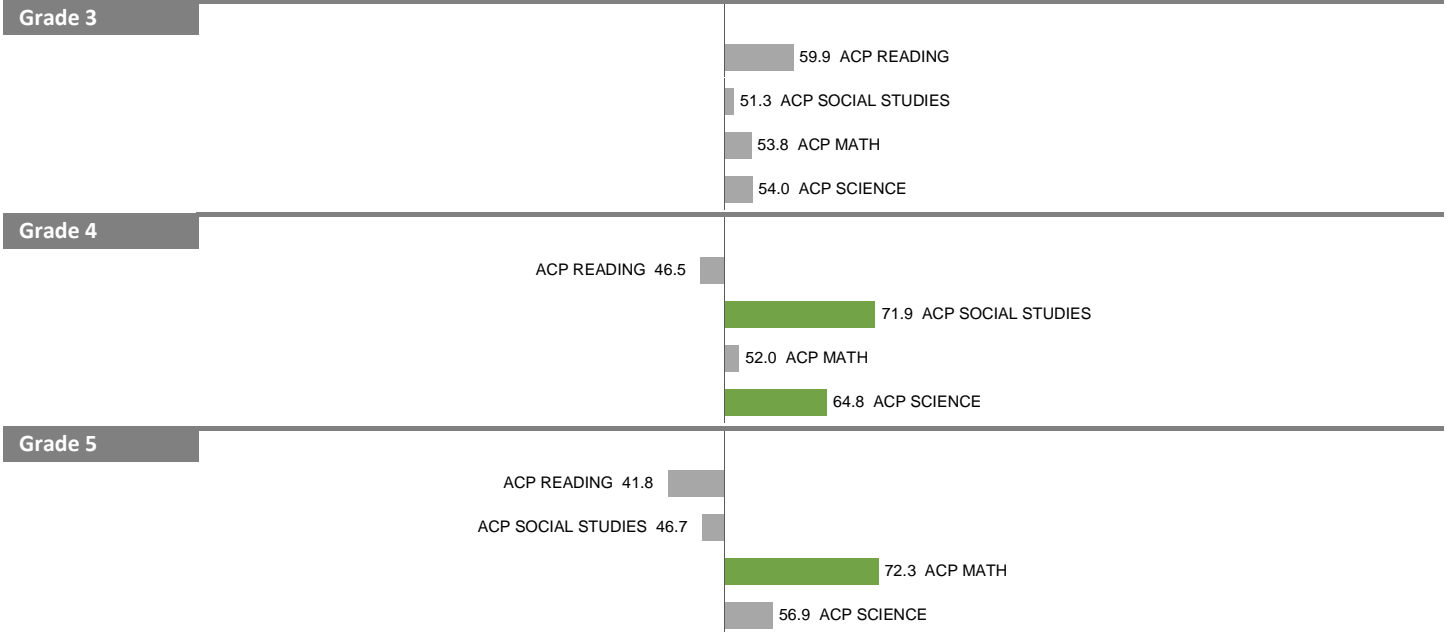
Overall SEI: 56.1

AEIS Rating: Met Standard

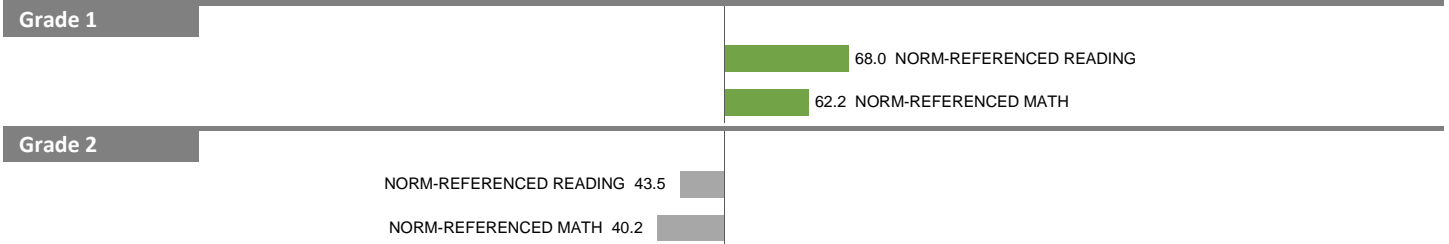
## STAAR



## Core ACP



## Other



NOTES: "Overall SEI" has an average of 50 and standard deviation of 5; the range for an "average" overall SEI is 45 to 55. Component SEIs (e.g. "Grade 5 STAAR READING" or "PSAT WRITING") each have an average of 50 and standard deviation of 10; the range for an "average" component SEI is 40 to 60. Component SEIs are computed only if at least eight students are included.


# 2012-13 School Effectiveness Index (SEI) Detail

195-PRESTON HOLLOW

2013-14 DIVISION 3

Overall SEI: 55.4

AEIS Rating: Met Standard



NOTES: "Overall SEI" has an average of 50 and standard deviation of 5; the range for an "average" overall SEI is 45 to 55. Component SEIs (e.g. "Grade 5 STAAR READING" or "PSAT WRITING") each have an average of 50 and standard deviation of 10; the range for an "average" component SEI is 40 to 60. Component SEIs are computed only if at least eight students are included.



# 2012-13 School Effectiveness Index (SEI) Detail


196–J.W. RAY

2013-14 DIVISION 3

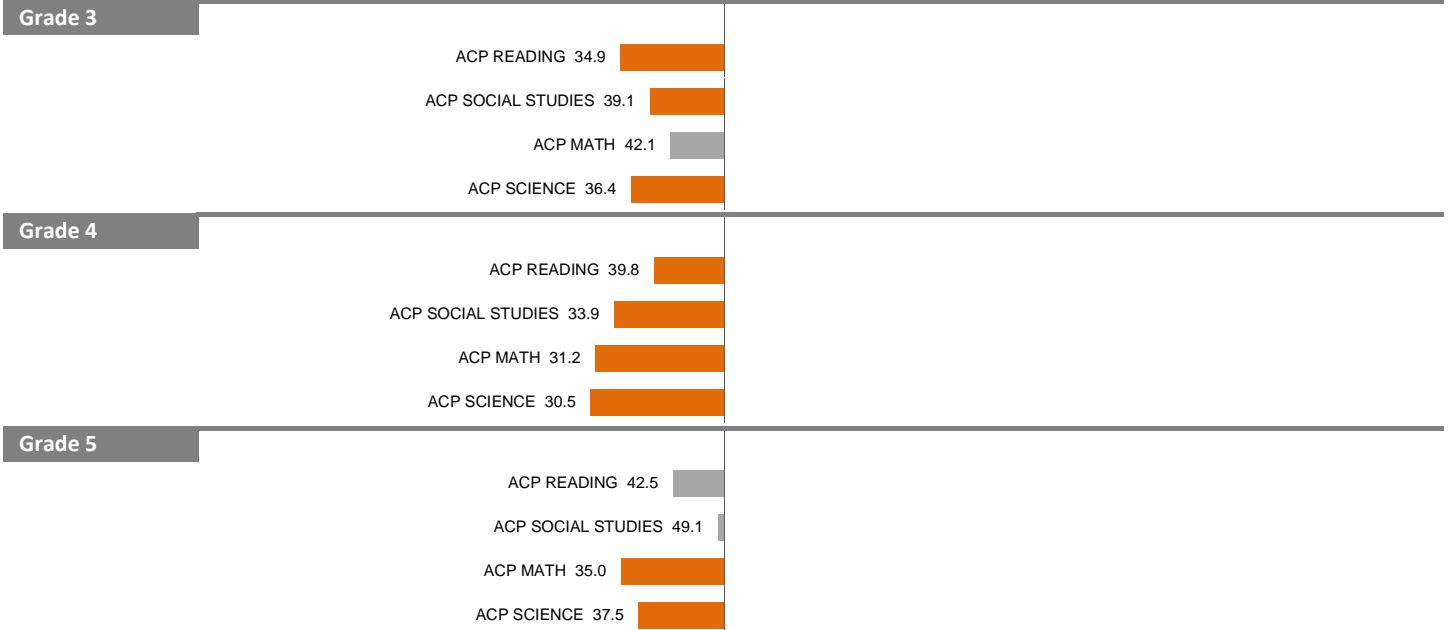
Overall SEI: 44.7

AEIS Rating: Met Standard

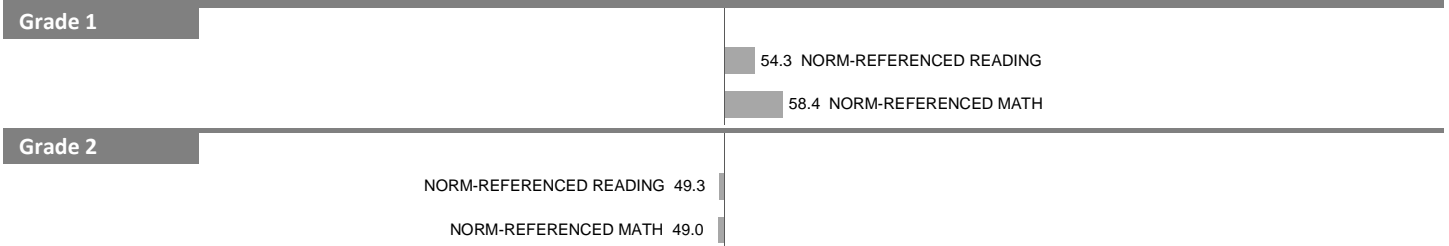
## STAAR



## Core ACP



## Other



NOTES: "Overall SEI" has an average of 50 and standard deviation of 5; the range for an "average" overall SEI is 45 to 55. Component SEIs (e.g. "Grade 5 STAAR READING" or "PSAT WRITING") each have an average of 50 and standard deviation of 10; the range for an "average" component SEI is 40 to 60. Component SEIs are computed only if at least eight students are included.

# 2012-13 School Effectiveness Index (SEI) Detail

203—DAN D. ROGERS

2013-14 DIVISION 3

Overall SEI: 49.6

AEIS Rating: Met Standard



NOTES: "Overall SEI" has an average of 50 and standard deviation of 5; the range for an "average" overall SEI is 45 to 55. Component SEIs (e.g. "Grade 5 STAAR READING" or "PSAT WRITING") each have an average of 50 and standard deviation of 10; the range for an "average" component SEI is 40 to 60. Component SEIs are computed only if at least eight students are included.

# 2012-13 School Effectiveness Index (SEI) Detail

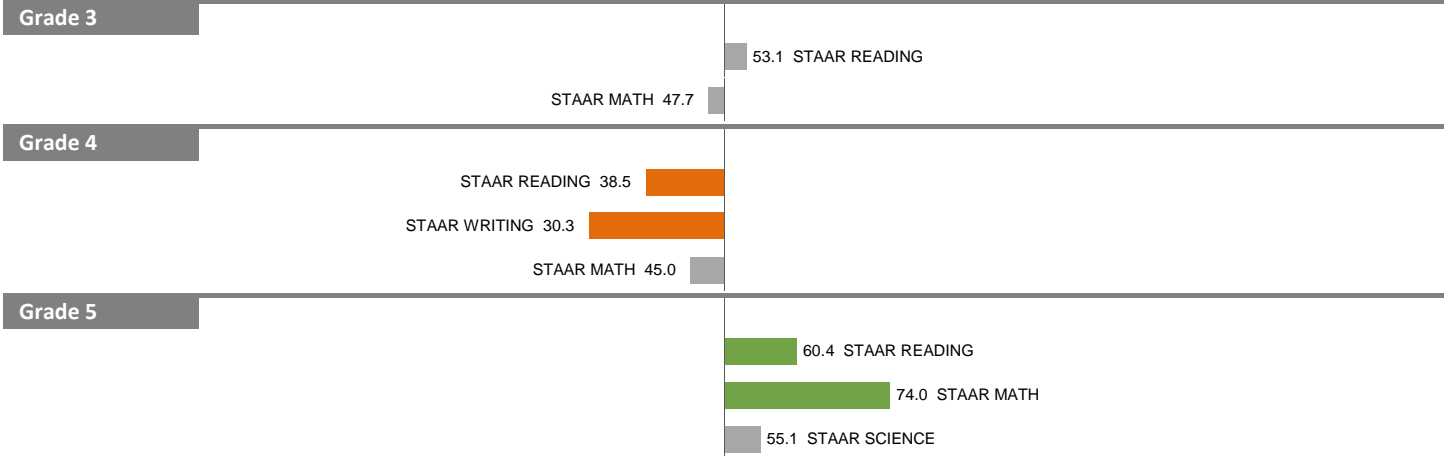
211--STEVENS PARK

Overall SEI: 50.7

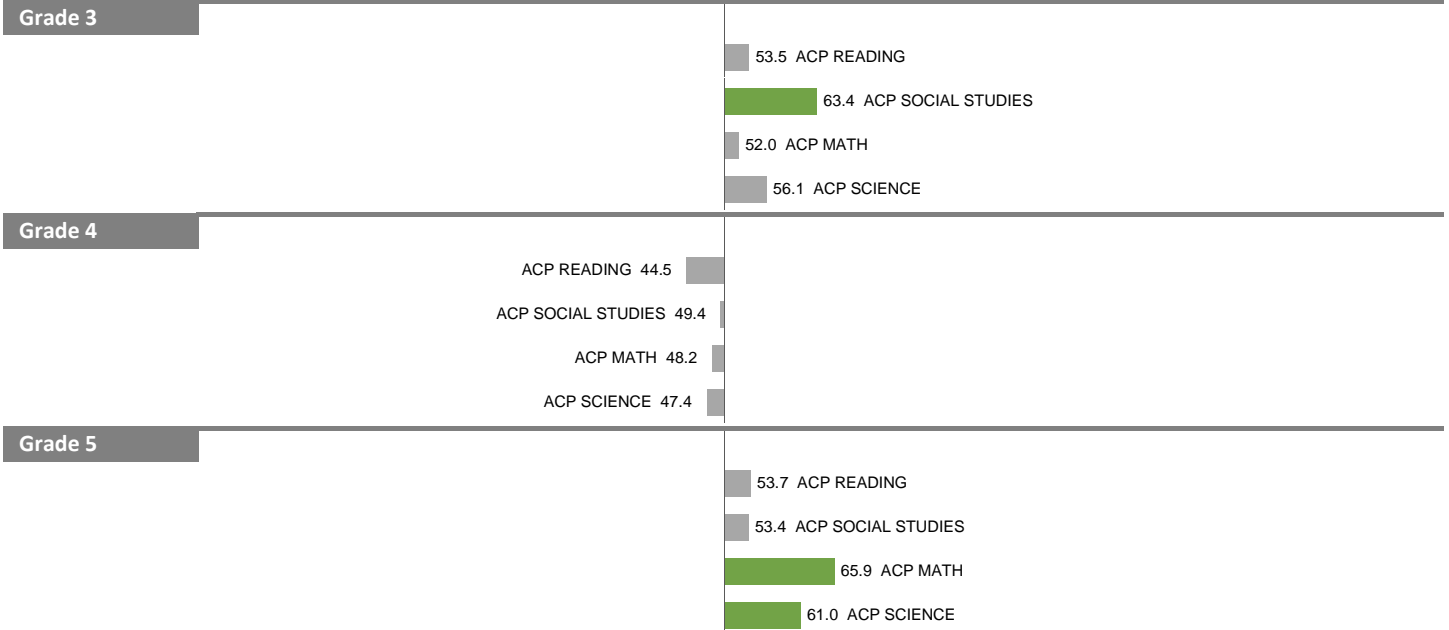
2013-14 DIVISION 3

AEIS Rating: Improvement Required

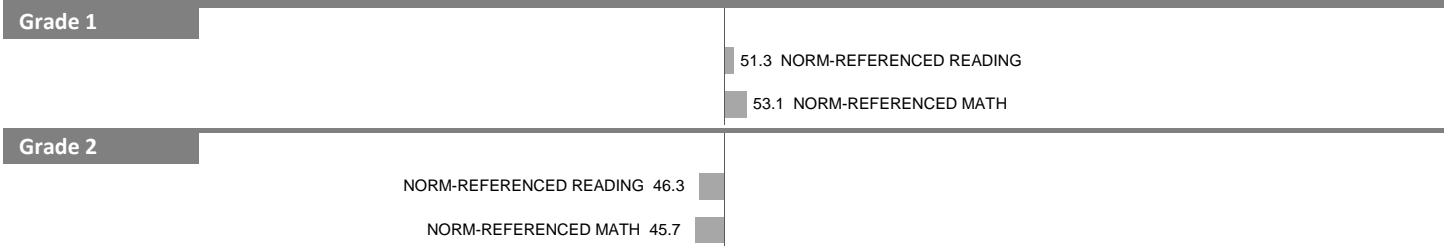
## STAAR



## Core ACP



## Other



NOTES: "Overall SEI" has an average of 50 and standard deviation of 5; the range for an "average" overall SEI is 45 to 55. Component SEIs (e.g. "Grade 5 STAAR READING" or "PSAT WRITING") each have an average of 50 and standard deviation of 10; the range for an "average" component SEI is 40 to 60. Component SEIs are computed only if at least eight students are included.

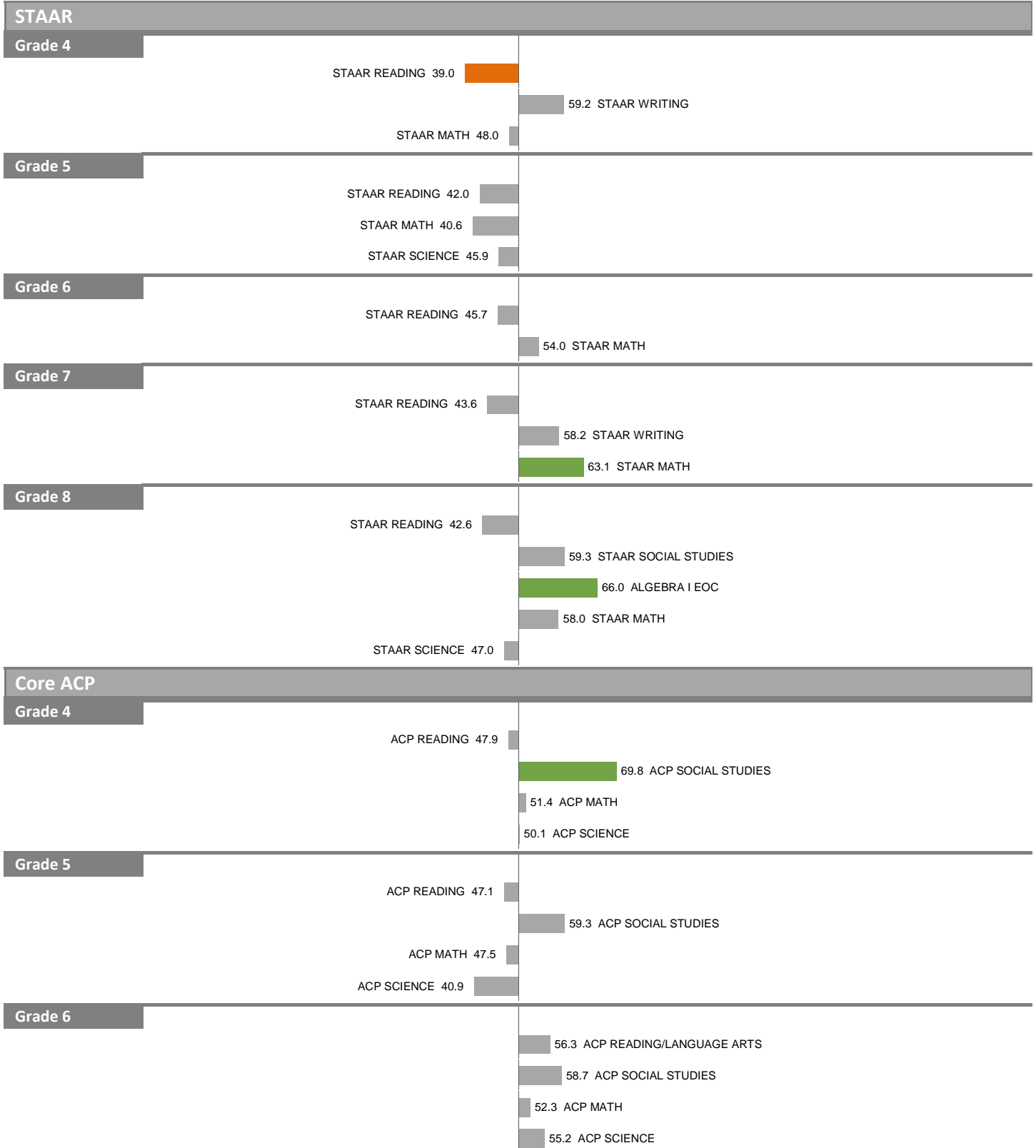
## 2012-13 School Effectiveness Index (SEI) Detail

57 and 217–WILLIAM B. TRAVIS

Overall SEI: 56.1 (57), 47.0 (217)

2013-14 DIVISION 3 (NO FP)

AEIS Rating: Met Standard



NOTES: "Overall SEI" has an average of 50 and standard deviation of 5; the range for an "average" overall SEI is 45 to 55. Component SEIs (e.g. "Grade 5 STAAR READING" or "PSAT WRITING") each have an average of 50 and standard deviation of 10; the range for an "average" component SEI is 40 to 60. Component SEIs are computed only if at least eight students are included.


## 2012-13 School Effectiveness Index (SEI) Detail

57 and 217–WILLIAM B. TRAVIS

Overall SEI: 56.1 (57), 47.0 (217)

2013-14 DIVISION 3 (NO FP)

AEIS Rating: Met Standard



NOTES: "Overall SEI" has an average of 50 and standard deviation of 5; the range for an "average" overall SEI is 45 to 55. Component SEIs (e.g. "Grade 5 STAAR READING" or "PSAT WRITING") each have an average of 50 and standard deviation of 10; the range for an "average" component SEI is 40 to 60. Component SEIs are computed only if at least eight students are included.

# 2012-13 School Effectiveness Index (SEI) Detail


236–NANCY JANE COCHRAN

Overall SEI: 47.8


2013-14 DIVISION 3

AEIS Rating: Improvement Required

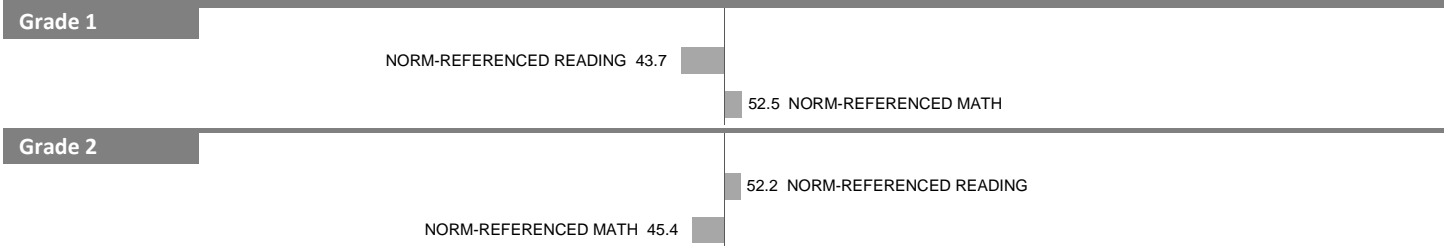
## STAAR



## Core ACP



## Other



NOTES: "Overall SEI" has an average of 50 and standard deviation of 5; the range for an "average" overall SEI is 45 to 55. Component SEIs (e.g. "Grade 5 STAAR READING" or "PSAT WRITING") each have an average of 50 and standard deviation of 10; the range for an "average" component SEI is 40 to 60. Component SEIs are computed only if at least eight students are included.


# 2012-13 School Effectiveness Index (SEI) Detail

239-ARTURO SALAZAR

2013-14 DIVISION 3

Overall SEI: 47.1

AEIS Rating: Met Standard



NOTES: "Overall SEI" has an average of 50 and standard deviation of 5; the range for an "average" overall SEI is 45 to 55. Component SEIs (e.g. "Grade 5 STAAR READING" or "PSAT WRITING") each have an average of 50 and standard deviation of 10; the range for an "average" component SEI is 40 to 60. Component SEIs are computed only if at least eight students are included.

# 2012-13 School Effectiveness Index (SEI) Detail

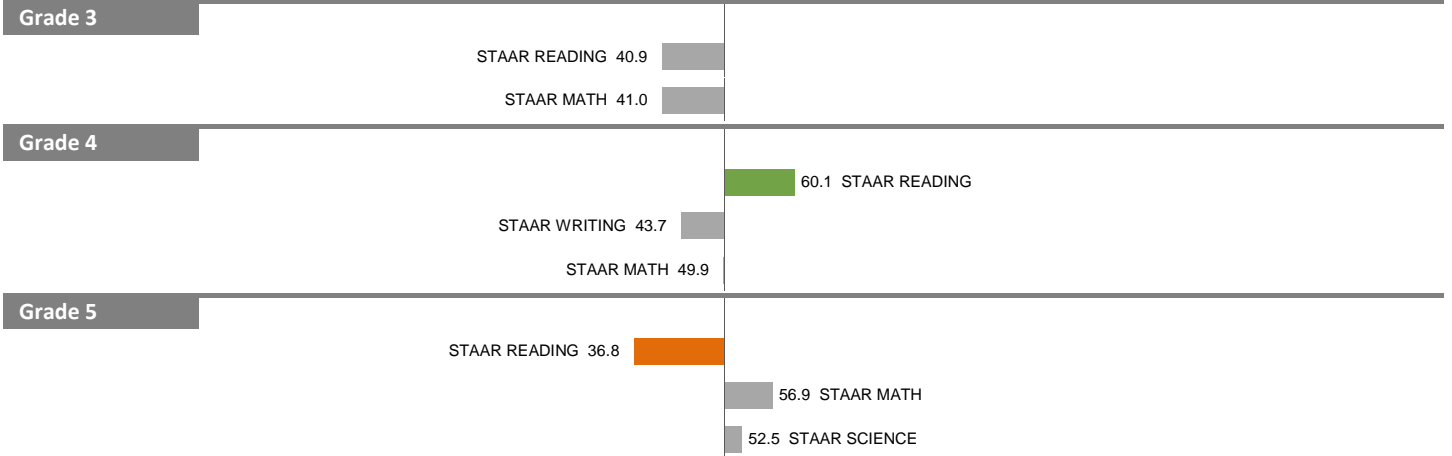
260—LORENZO DEZAVALA

2013-14 DIVISION 3

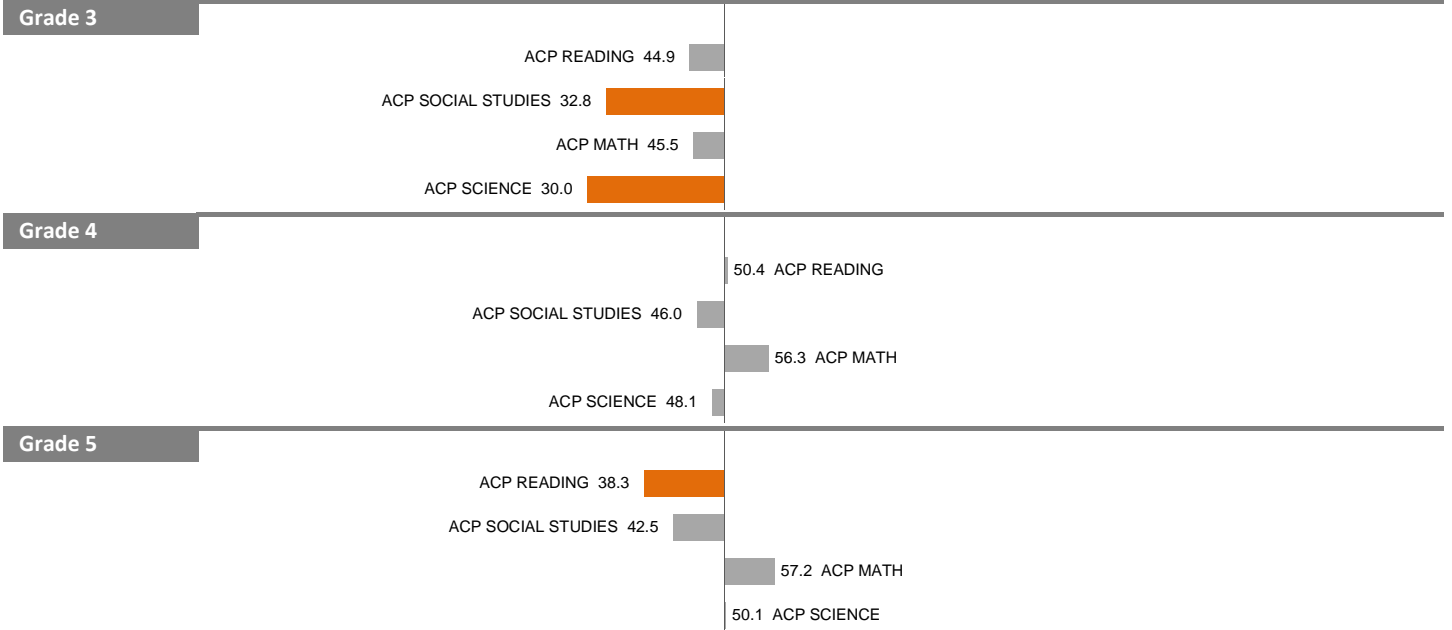
Overall SEI: 47.8

AEIS Rating: Met Standard

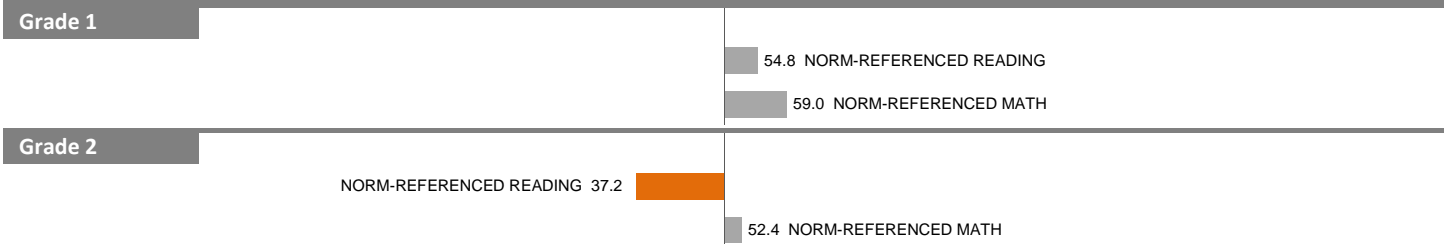
## STAAR



## Core ACP



## Other



NOTES: "Overall SEI" has an average of 50 and standard deviation of 5; the range for an "average" overall SEI is 45 to 55. Component SEIs (e.g. "Grade 5 STAAR READING" or "PSAT WRITING") each have an average of 50 and standard deviation of 10; the range for an "average" component SEI is 40 to 60. Component SEIs are computed only if at least eight students are included.



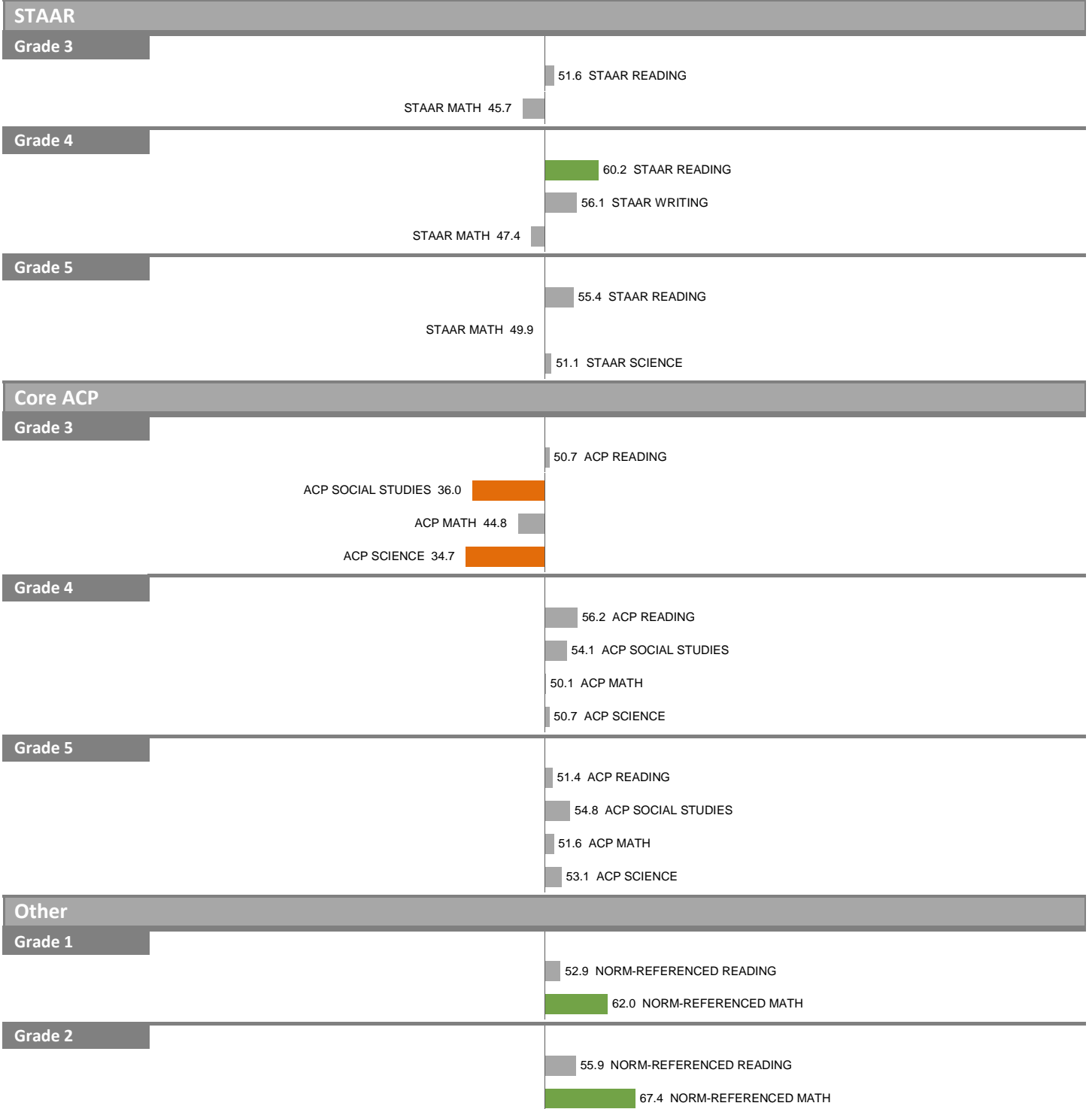
# 2012-13 School Effectiveness Index (SEI) Detail

265-ELADIO MARTINEZ

2013-14 DIVISION 3

Overall SEI: 53.4

AEIS Rating: Met Standard



NOTES: "Overall SEI" has an average of 50 and standard deviation of 5; the range for an "average" overall SEI is 45 to 55. Component SEIs (e.g. "Grade 5 STAAR READING" or "PSAT WRITING") each have an average of 50 and standard deviation of 10; the range for an "average" component SEI is 40 to 60. Component SEIs are computed only if at least eight students are included.

# 2012-13 School Effectiveness Index (SEI) Detail

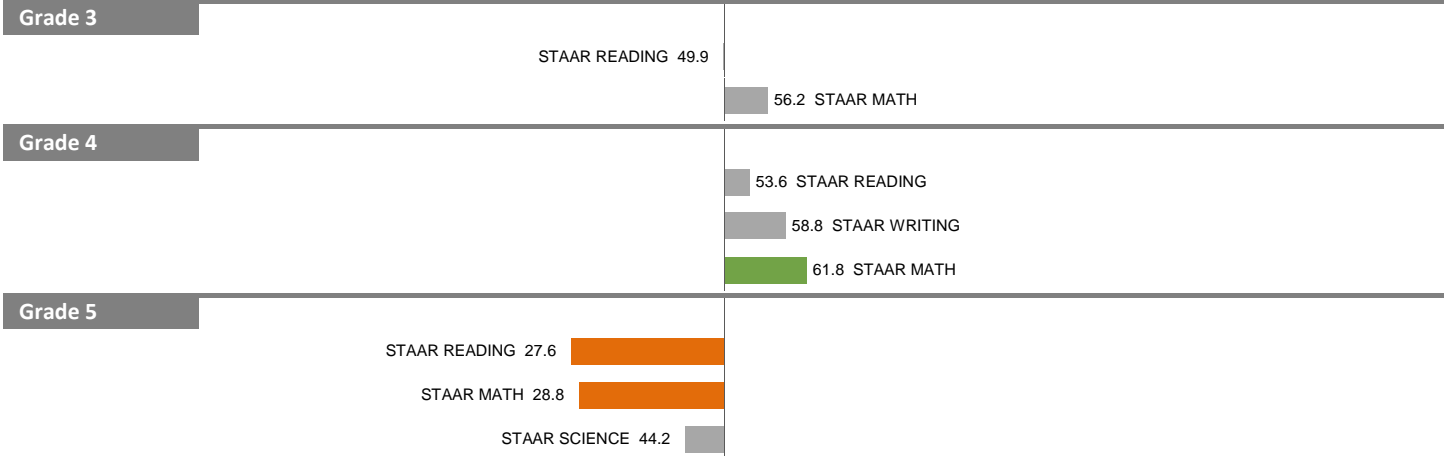
268--JOHN F. KENNEDY

2013-14 DIVISION 3

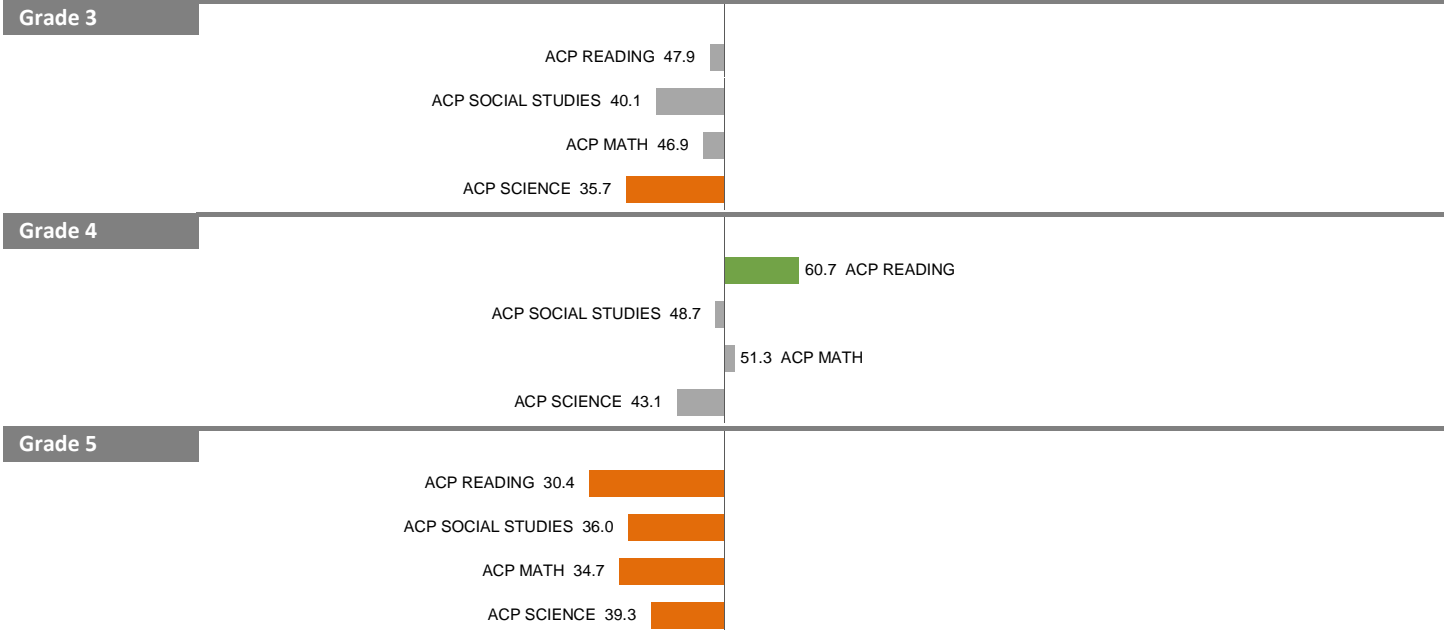
Overall SEI: 44.6

AEIS Rating: Met Standard

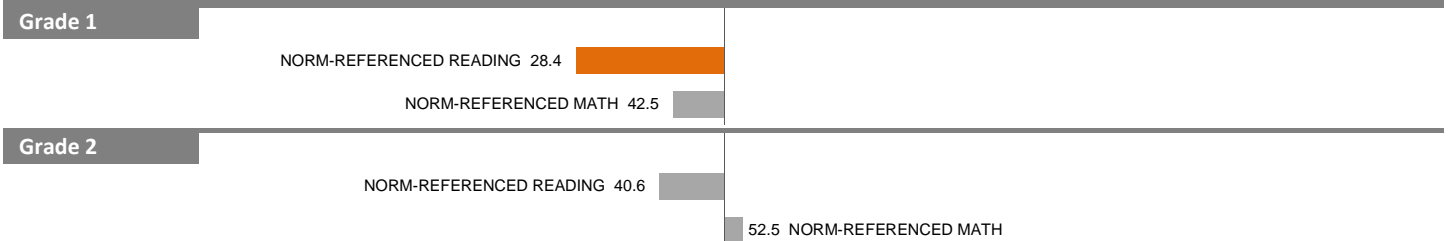
## STAAR



## Core ACP



## Other



NOTES: "Overall SEI" has an average of 50 and standard deviation of 5; the range for an "average" overall SEI is 45 to 55. Component SEIs (e.g. "Grade 5 STAAR READING" or "PSAT WRITING") each have an average of 50 and standard deviation of 10; the range for an "average" component SEI is 40 to 60. Component SEIs are computed only if at least eight students are included.


# 2012-13 School Effectiveness Index (SEI) Detail

269—ONESIMO HERNANDEZ

Overall SEI: 43.4

2013-14 DIVISION 3

AEIS Rating: Improvement Required



NOTES: "Overall SEI" has an average of 50 and standard deviation of 5; the range for an "average" overall SEI is 45 to 55. Component SEIs (e.g. "Grade 5 STAAR READING" or "PSAT WRITING") each have an average of 50 and standard deviation of 10; the range for an "average" component SEI is 40 to 60. Component SEIs are computed only if at least eight students are included.

# 2012-13 School Effectiveness Index (SEI) Detail


274-MARY MCLEOD BETHUNE

Overall SEI: 48.9


2013-14 DIVISION 3

AEIS Rating: Met Standard

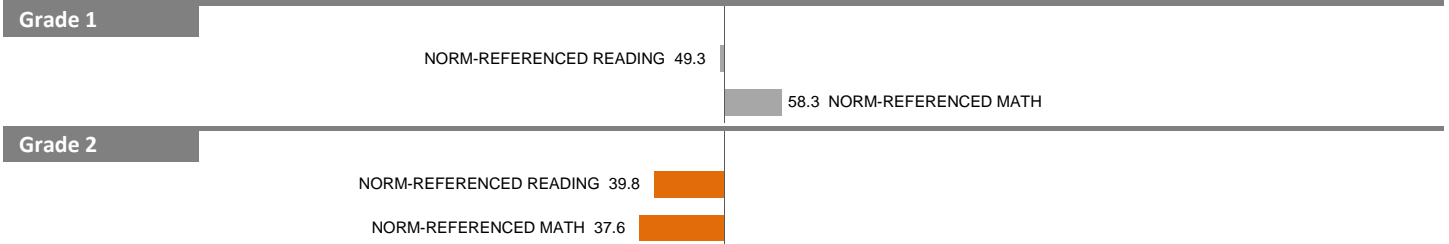
## STAAR



## Core ACP



## Other




NOTES: "Overall SEI" has an average of 50 and standard deviation of 5; the range for an "average" overall SEI is 45 to 55. Component SEIs (e.g. "Grade 5 STAAR READING" or "PSAT WRITING") each have an average of 50 and standard deviation of 10; the range for an "average" component SEI is 40 to 60. Component SEIs are computed only if at least eight students are included.

# 2012-13 School Effectiveness Index (SEI) Detail

280-ANNE FRANK  
2013-14 DIVISION 3

Overall SEI: 56.2  
AEIS Rating: Met Standard



NOTES: "Overall SEI" has an average of 50 and standard deviation of 5; the range for an "average" overall SEI is 45 to 55. Component SEIs (e.g. "Grade 5 STAAR READING" or "PSAT WRITING") each have an average of 50 and standard deviation of 10; the range for an "average" component SEI is 40 to 60. Component SEIs are computed only if at least eight students are included.

# 2012-13 School Effectiveness Index (SEI) Detail


281-CESAR CHAVEZ

2013-14 DIVISION 3

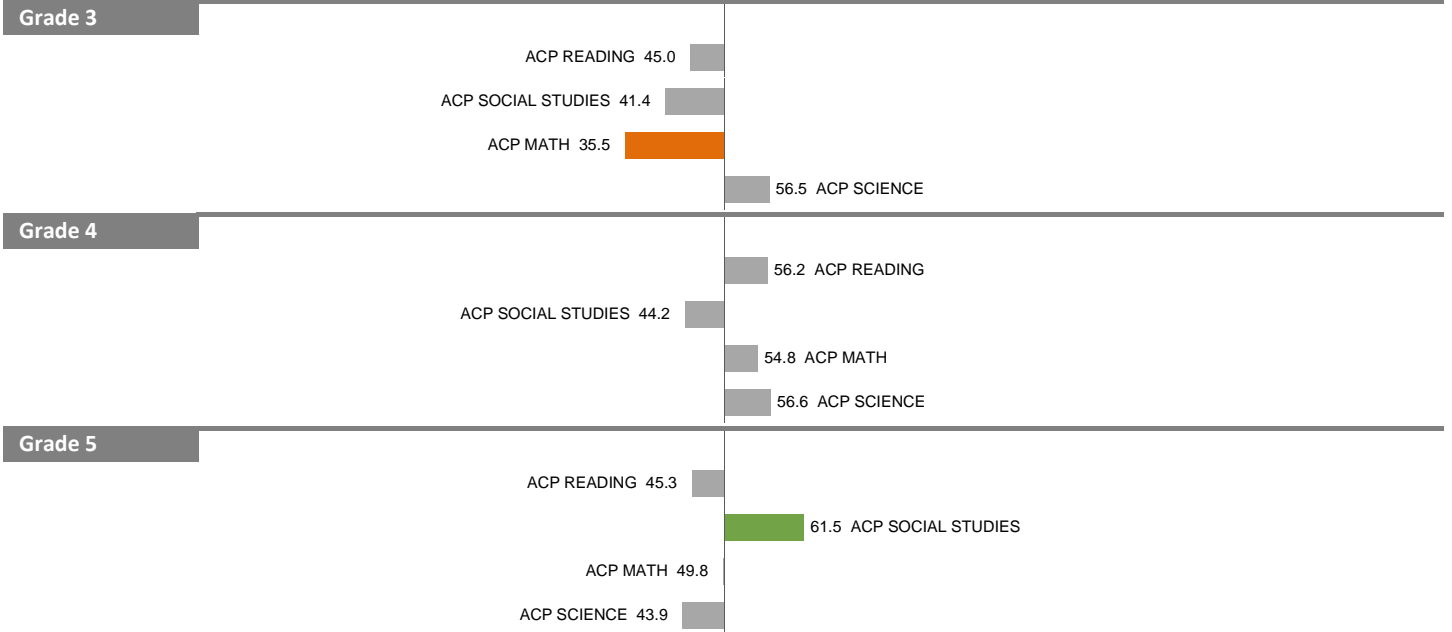
Overall SEI: 47.0

AEIS Rating: Met Standard

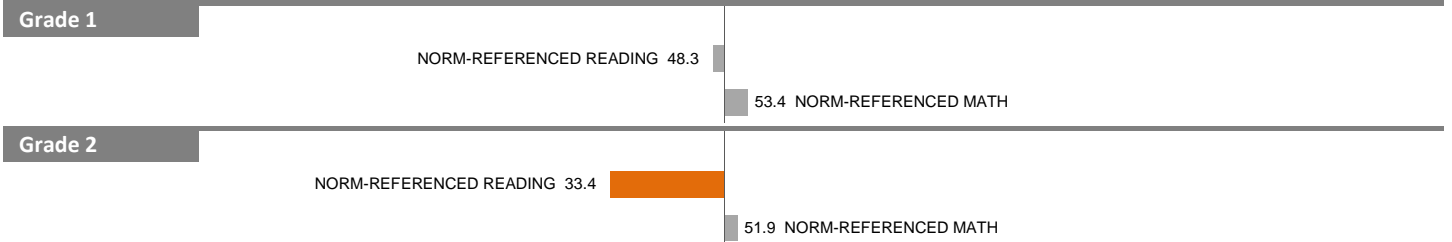
## STAAR



## Core ACP



## Other



NOTES: "Overall SEI" has an average of 50 and standard deviation of 5; the range for an "average" overall SEI is 45 to 55. Component SEIs (e.g. "Grade 5 STAAR READING" or "PSAT WRITING") each have an average of 50 and standard deviation of 10; the range for an "average" component SEI is 40 to 60. Component SEIs are computed only if at least eight students are included.

## 2012-13 School Effectiveness Index (SEI) Detail



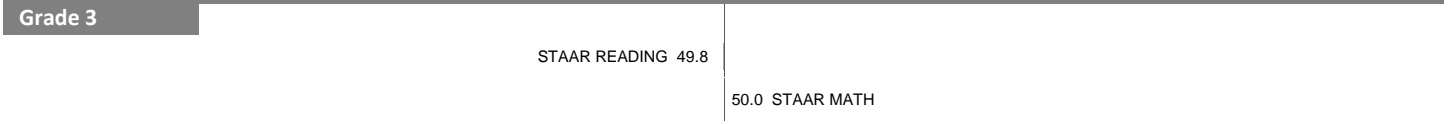
283-ESPERANZA "HOPE" MEDRANO

Overall SEI: 41.7

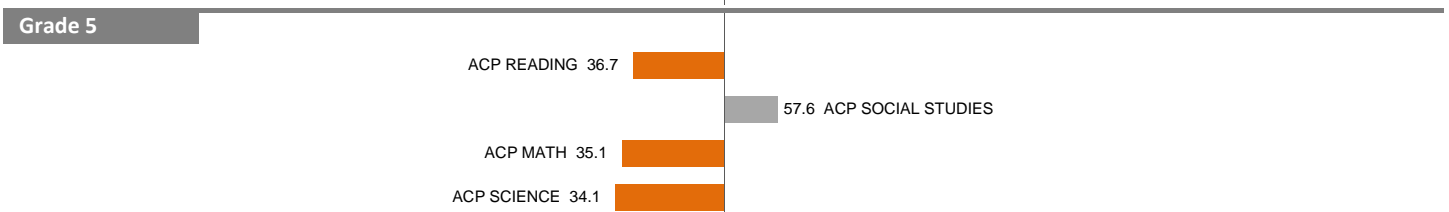
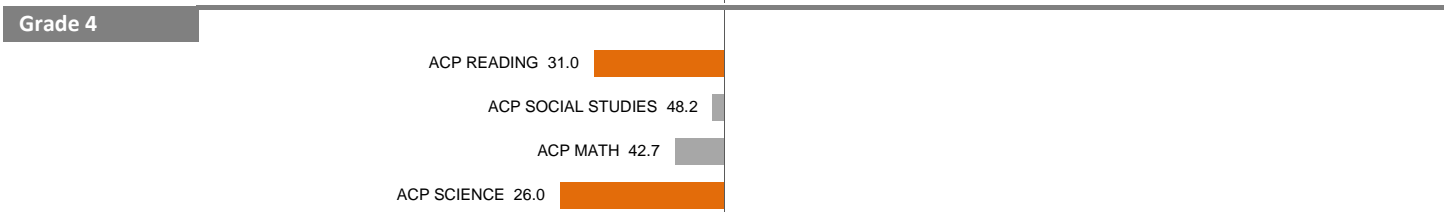
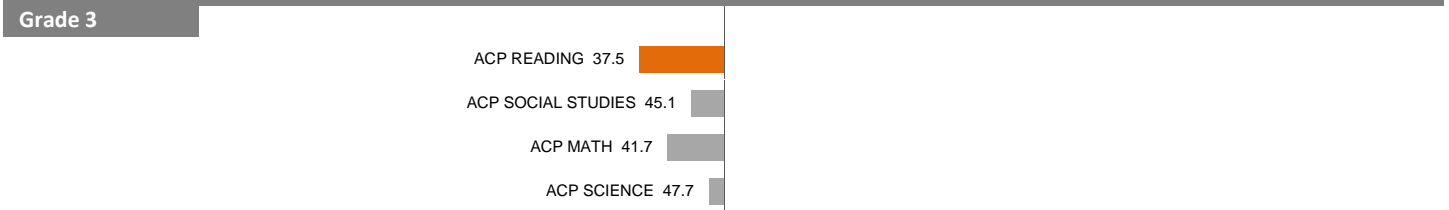
2013-14 DIVISION 3

AEIS Rating: Met Standard

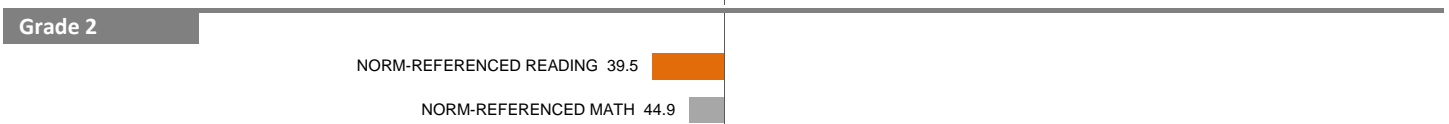
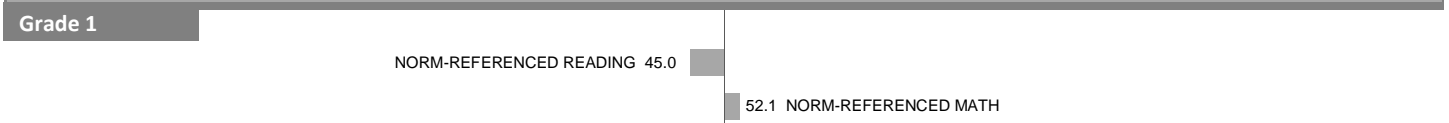
### STAAR



### Core ACP



### Other



NOTES: "Overall SEI" has an average of 50 and standard deviation of 5; the range for an "average" overall SEI is 45 to 55. Component SEIs (e.g. "Grade 5 STAAR READING" or "PSAT WRITING") each have an average of 50 and standard deviation of 10; the range for an "average" component SEI is 40 to 60. Component SEIs are computed only if at least eight students are included.


# 2012-13 School Effectiveness Index (SEI) Detail

287—CELESTINO MAURICIO SOTO

Overall SEI: 53.0

2013-14 DIVISION 3

AEIS Rating: Met Standard



NOTES: "Overall SEI" has an average of 50 and standard deviation of 5; the range for an "average" overall SEI is 45 to 55. Component SEIs (e.g. "Grade 5 STAAR READING" or "PSAT WRITING") each have an average of 50 and standard deviation of 10; the range for an "average" component SEI is 40 to 60. Component SEIs are computed only if at least eight students are included.