

2012-13 School Effectiveness Index (SEI) Detail

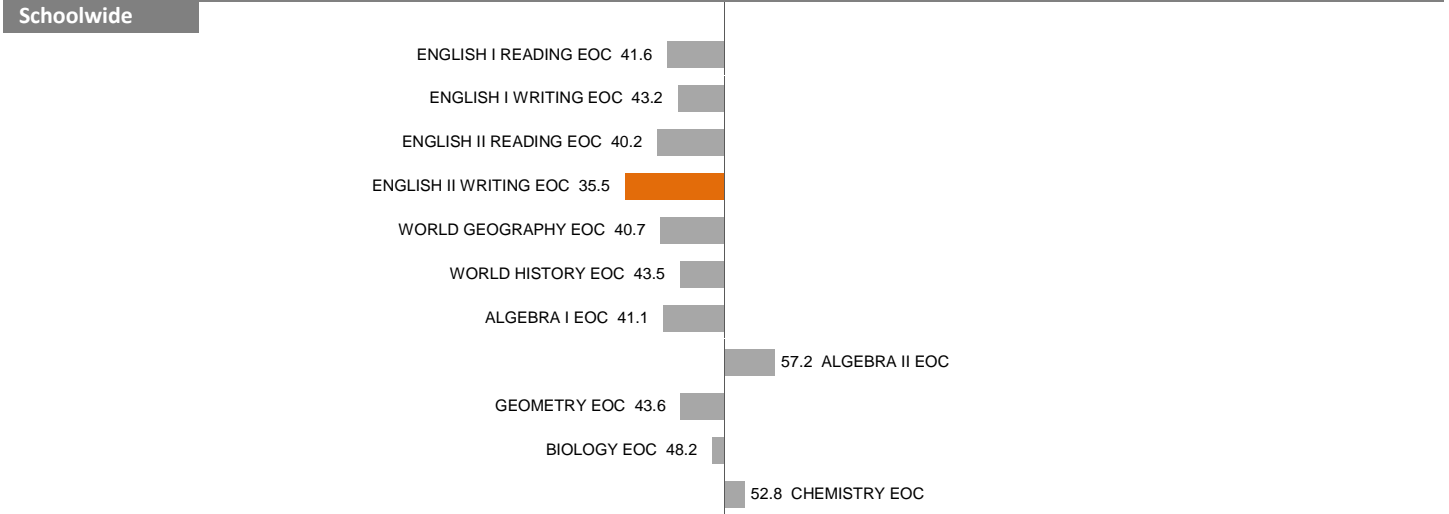
13-FRANKLIN D. ROOSEVELT

Overall SEI: 44.9

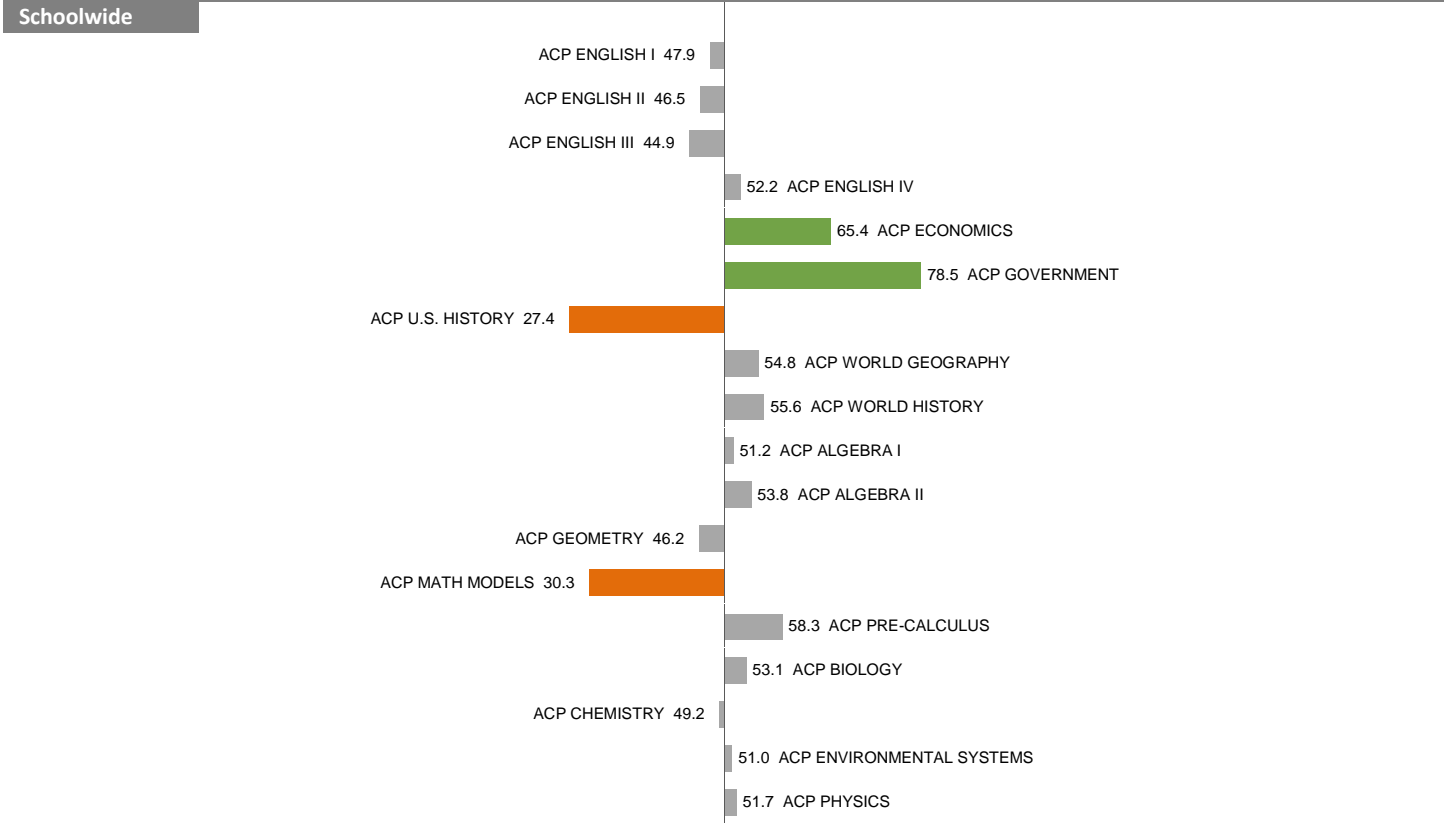
2013-14 DIVISION 2

AEIS Rating: Improvement Required

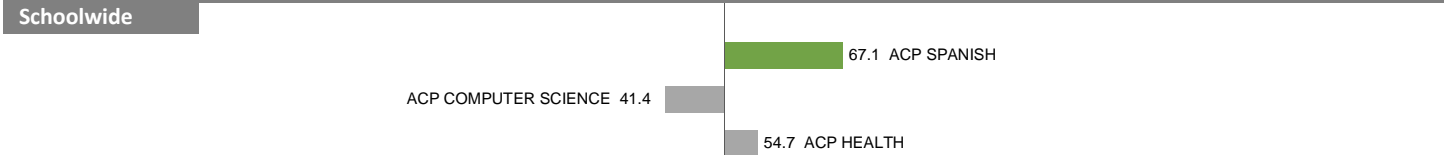
STAAR



Core ACP



Other ACP



NOTES: "Overall SEI" has an average of 50 and standard deviation of 5; the range for an "average" overall SEI is 45 to 55. Component SEIs (e.g. "Grade 5 STAAR READING" or "PSAT WRITING") each have an average of 50 and standard deviation of 10; the range for an "average" component SEI is 40 to 60. Component SEIs are computed only if at least eight students are included.

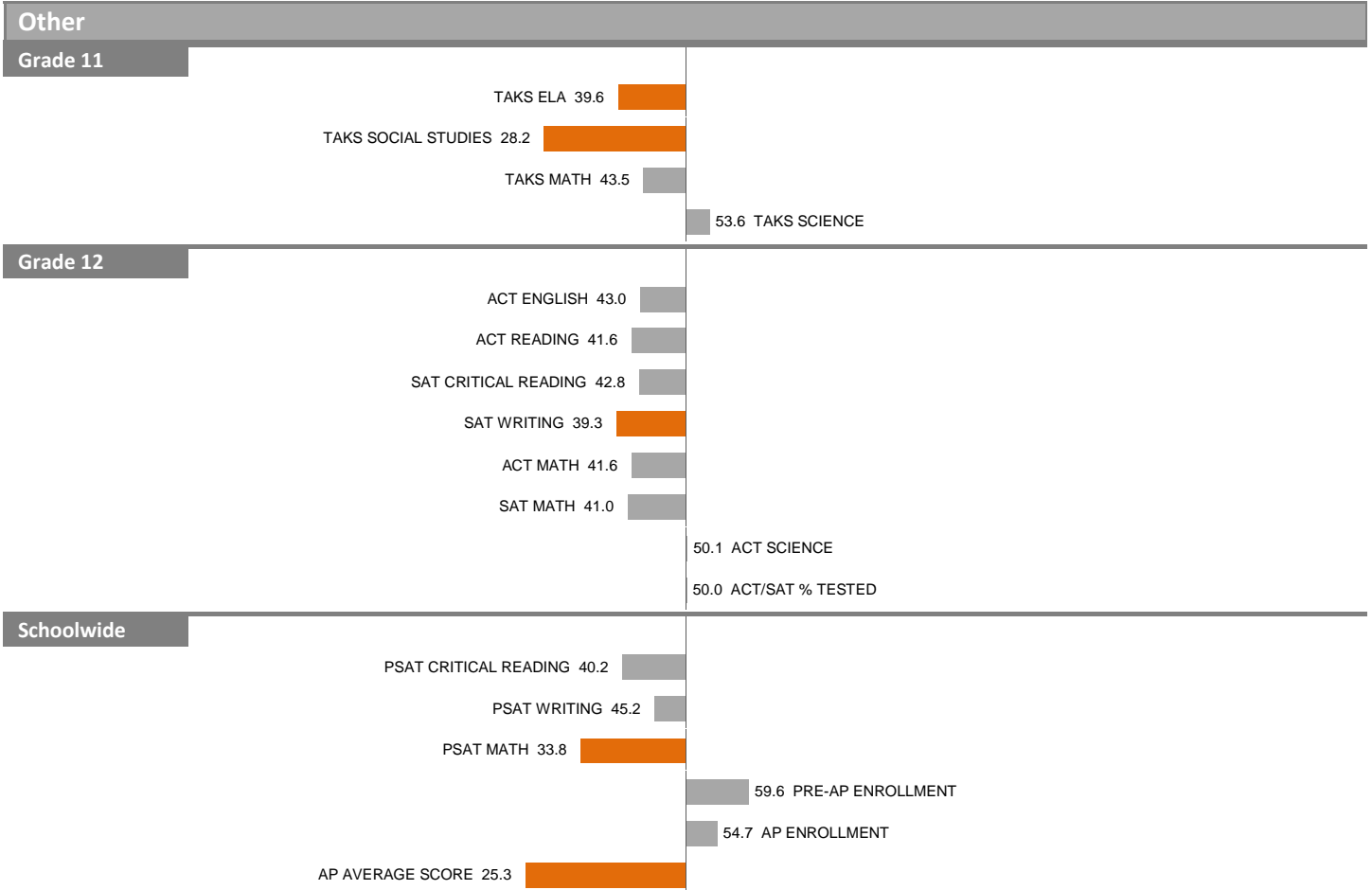
2012-13 School Effectiveness Index (SEI) Detail

13-FRANKLIN D. ROOSEVELT

Overall SEI: 44.9

2013-14 DIVISION 2

AEIS Rating: Improvement Required



NOTES: "Overall SEI" has an average of 50 and standard deviation of 5; the range for an "average" overall SEI is 45 to 55. Component SEIs (e.g. "Grade 5 STAAR READING" or "PSAT WRITING") each have an average of 50 and standard deviation of 10; the range for an "average" component SEI is 40 to 60. Component SEIs are computed only if at least eight students are included.

2012-13 School Effectiveness Index (SEI) Detail

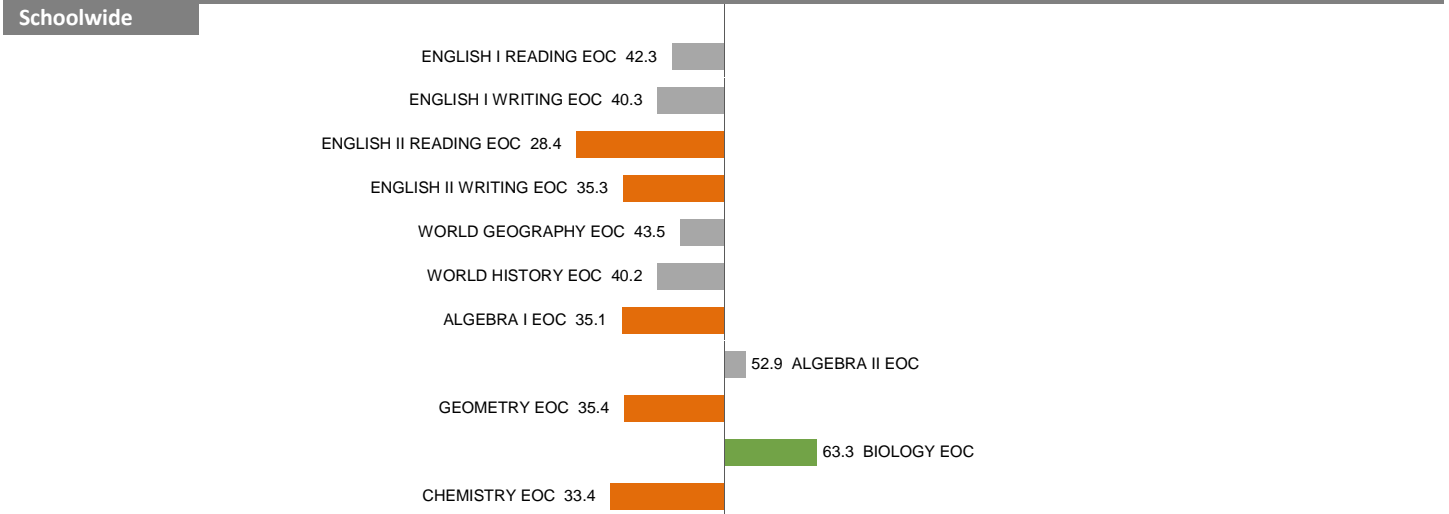
14-W.W. SAMUELL

Overall SEI: 40.9

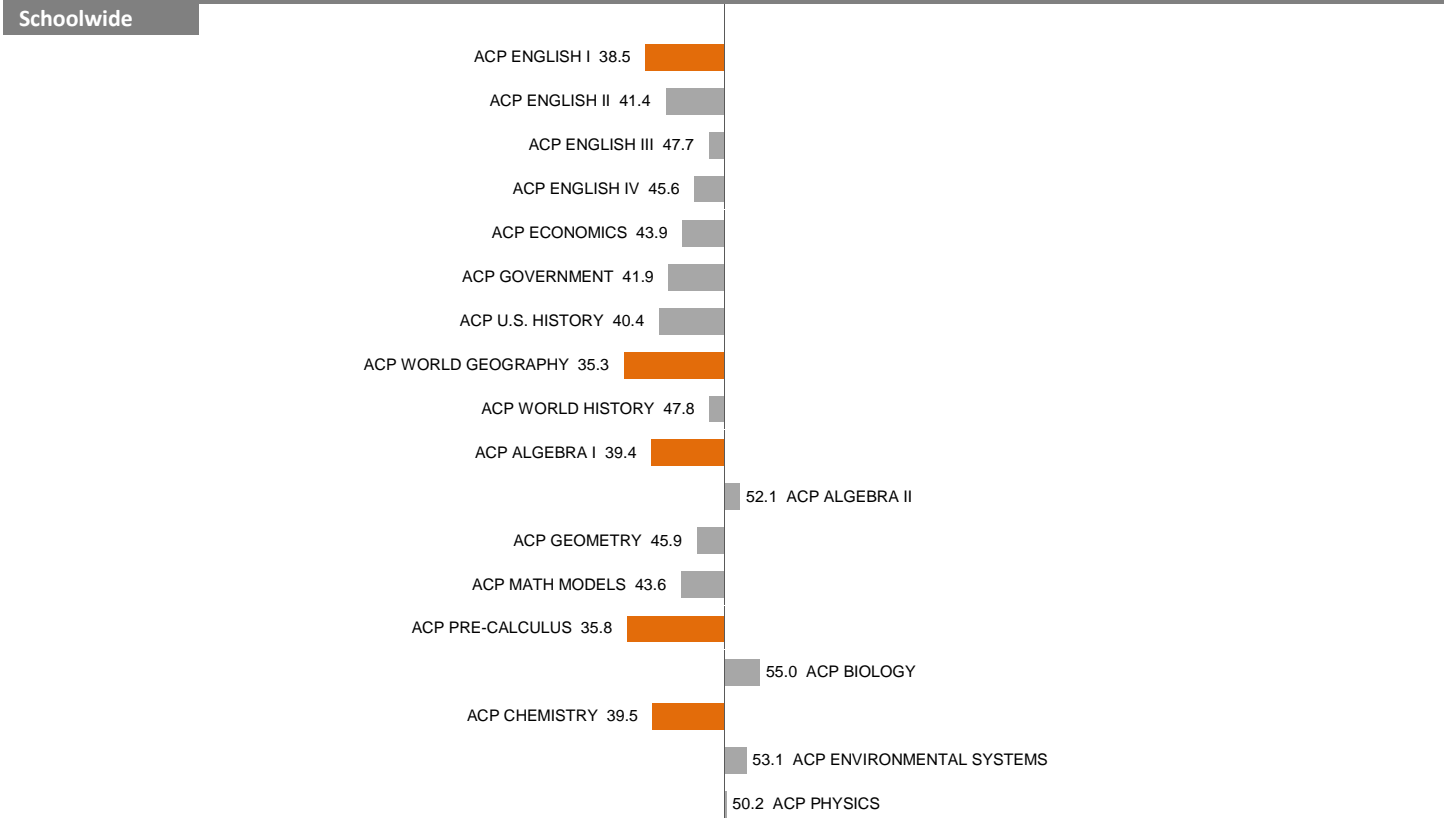
2013-14 DIVISION 2

AEIS Rating: Improvement Required

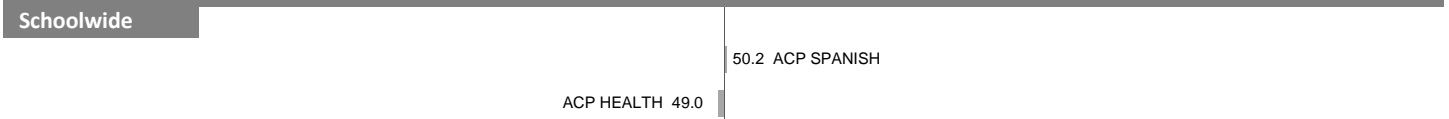
STAAR



Core ACP



Other ACP



NOTES: "Overall SEI" has an average of 50 and standard deviation of 5; the range for an "average" overall SEI is 45 to 55. Component SEIs (e.g. "Grade 5 STAAR READING" or "PSAT WRITING") each have an average of 50 and standard deviation of 10; the range for an "average" component SEI is 40 to 60. Component SEIs are computed only if at least eight students are included.

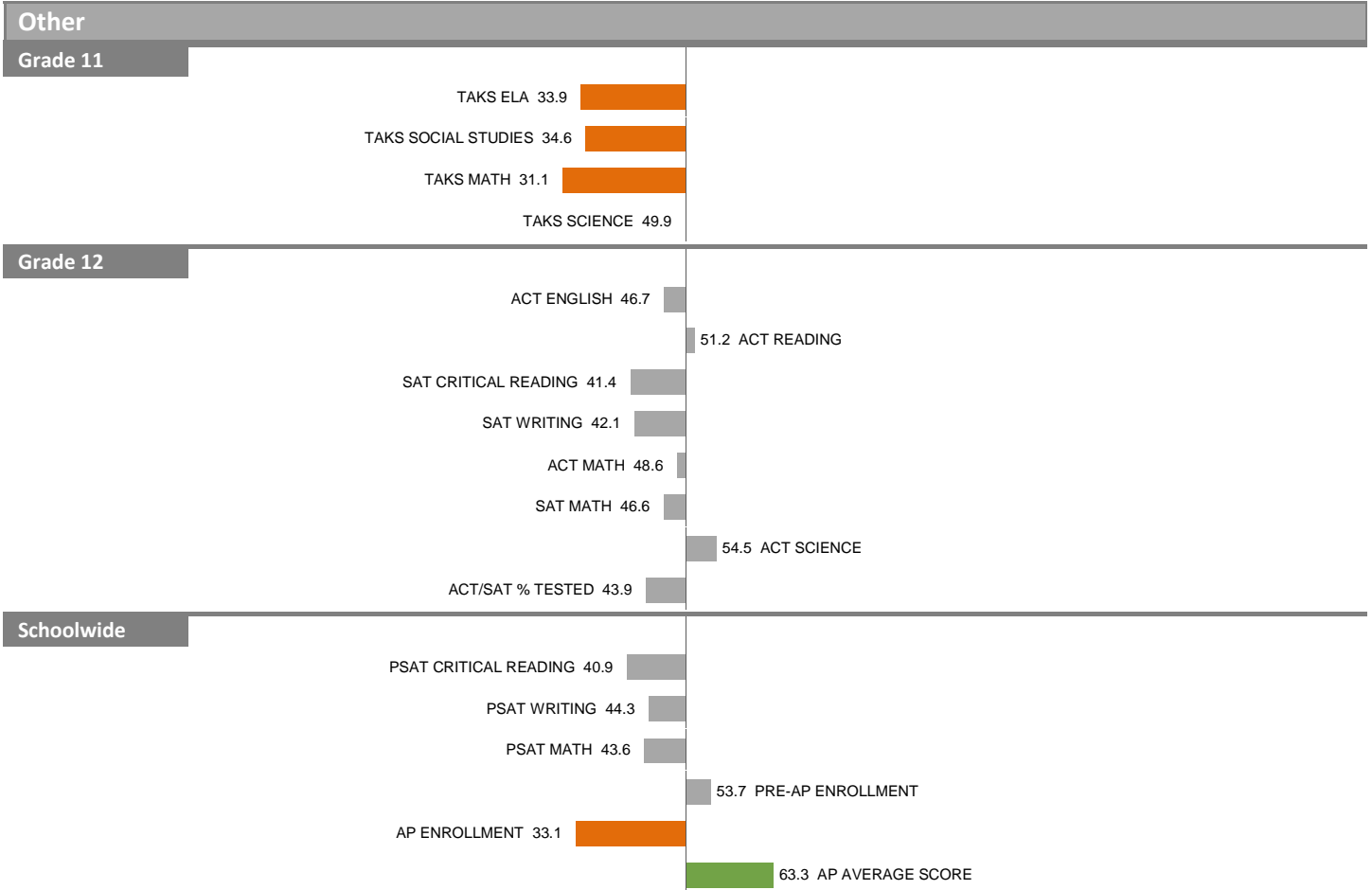
2012-13 School Effectiveness Index (SEI) Detail

14-W.W. SAMUELL

Overall SEI: 40.9

2013-14 DIVISION 2

AEIS Rating: Improvement Required




NOTES: "Overall SEI" has an average of 50 and standard deviation of 5; the range for an "average" overall SEI is 45 to 55. Component SEIs (e.g. "Grade 5 STAAR READING" or "PSAT WRITING") each have an average of 50 and standard deviation of 10; the range for an "average" component SEI is 40 to 60. Component SEIs are computed only if at least eight students are included.

2012-13 School Effectiveness Index (SEI) Detail

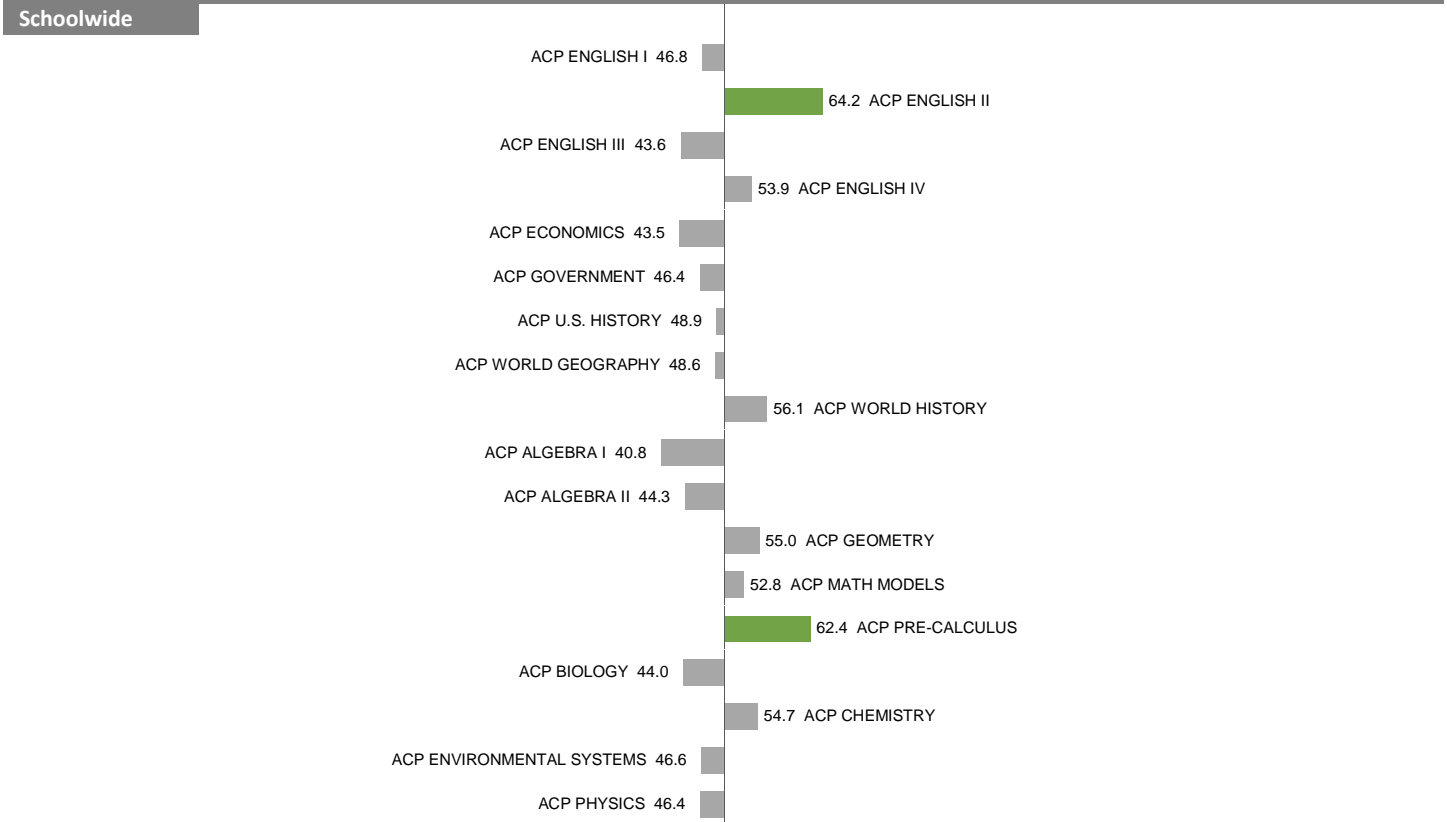
21-W.T. WHITE
2013-14 DIVISION 2

Overall SEI: 48.9
AEIS Rating: Met Standard


STAAR



Core ACP



Other ACP




NOTES: "Overall SEI" has an average of 50 and standard deviation of 5; the range for an "average" overall SEI is 45 to 55. Component SEIs (e.g. "Grade 5 STAAR READING" or "PSAT WRITING") each have an average of 50 and standard deviation of 10; the range for an "average" component SEI is 40 to 60. Component SEIs are computed only if at least eight students are included.

2012-13 School Effectiveness Index (SEI) Detail

21-W.T. WHITE
2013-14 DIVISION 2

Overall SEI: 48.9
AEIS Rating: Met Standard



NOTES: "Overall SEI" has an average of 50 and standard deviation of 5; the range for an "average" overall SEI is 45 to 55. Component SEIs (e.g. "Grade 5 STAAR READING" or "PSAT WRITING") each have an average of 50 and standard deviation of 10; the range for an "average" component SEI is 40 to 60. Component SEIs are computed only if at least eight students are included.

2012-13 School Effectiveness Index (SEI) Detail

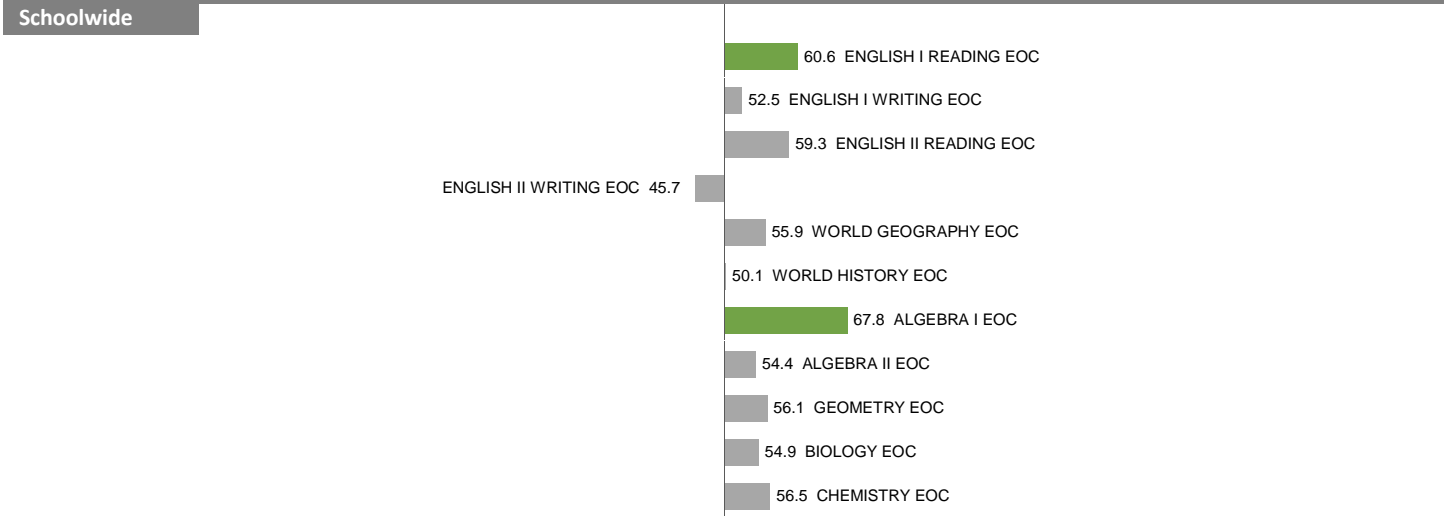
28-EMMETT J. CONRAD

2013-14 DIVISION 2


Overall SEI: 51.2

AEIS Rating: Met Standard

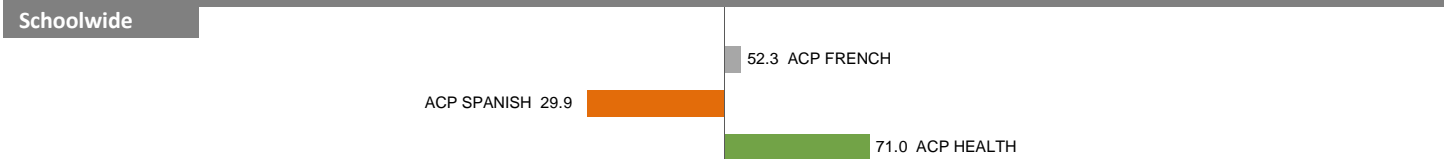
STAAR



Core ACP



Other ACP



NOTES: "Overall SEI" has an average of 50 and standard deviation of 5; the range for an "average" overall SEI is 45 to 55. Component SEIs (e.g. "Grade 5 STAAR READING" or "PSAT WRITING") each have an average of 50 and standard deviation of 10; the range for an "average" component SEI is 40 to 60. Component SEIs are computed only if at least eight students are included.

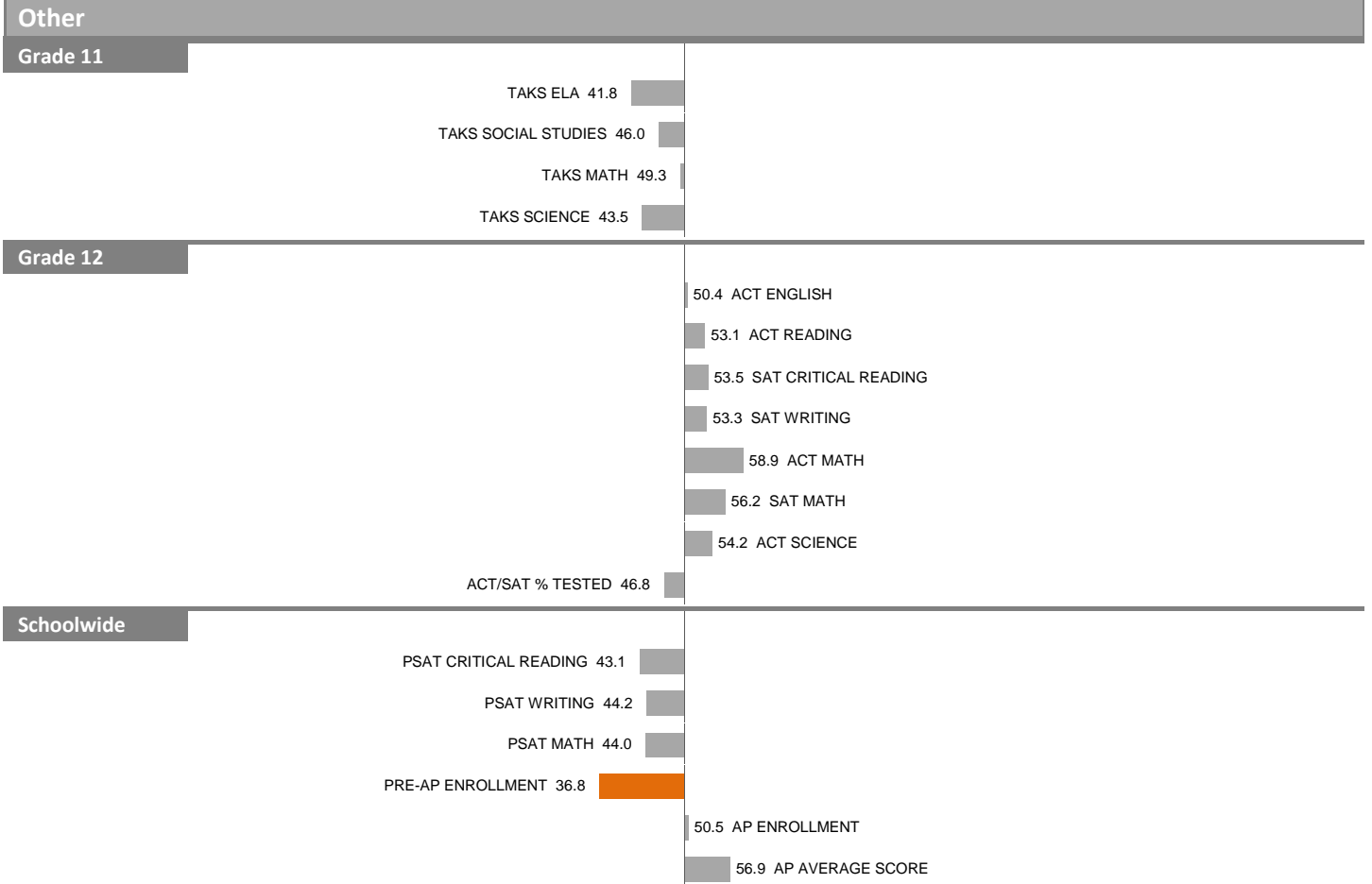
2012-13 School Effectiveness Index (SEI) Detail

28-EMMETT J. CONRAD

2013-14 DIVISION 2

Overall SEI: 51.2

AEIS Rating: Met Standard



NOTES: "Overall SEI" has an average of 50 and standard deviation of 5; the range for an "average" overall SEI is 45 to 55. Component SEIs (e.g. "Grade 5 STAAR READING" or "PSAT WRITING") each have an average of 50 and standard deviation of 10; the range for an "average" component SEI is 40 to 60. Component SEIs are computed only if at least eight students are included.

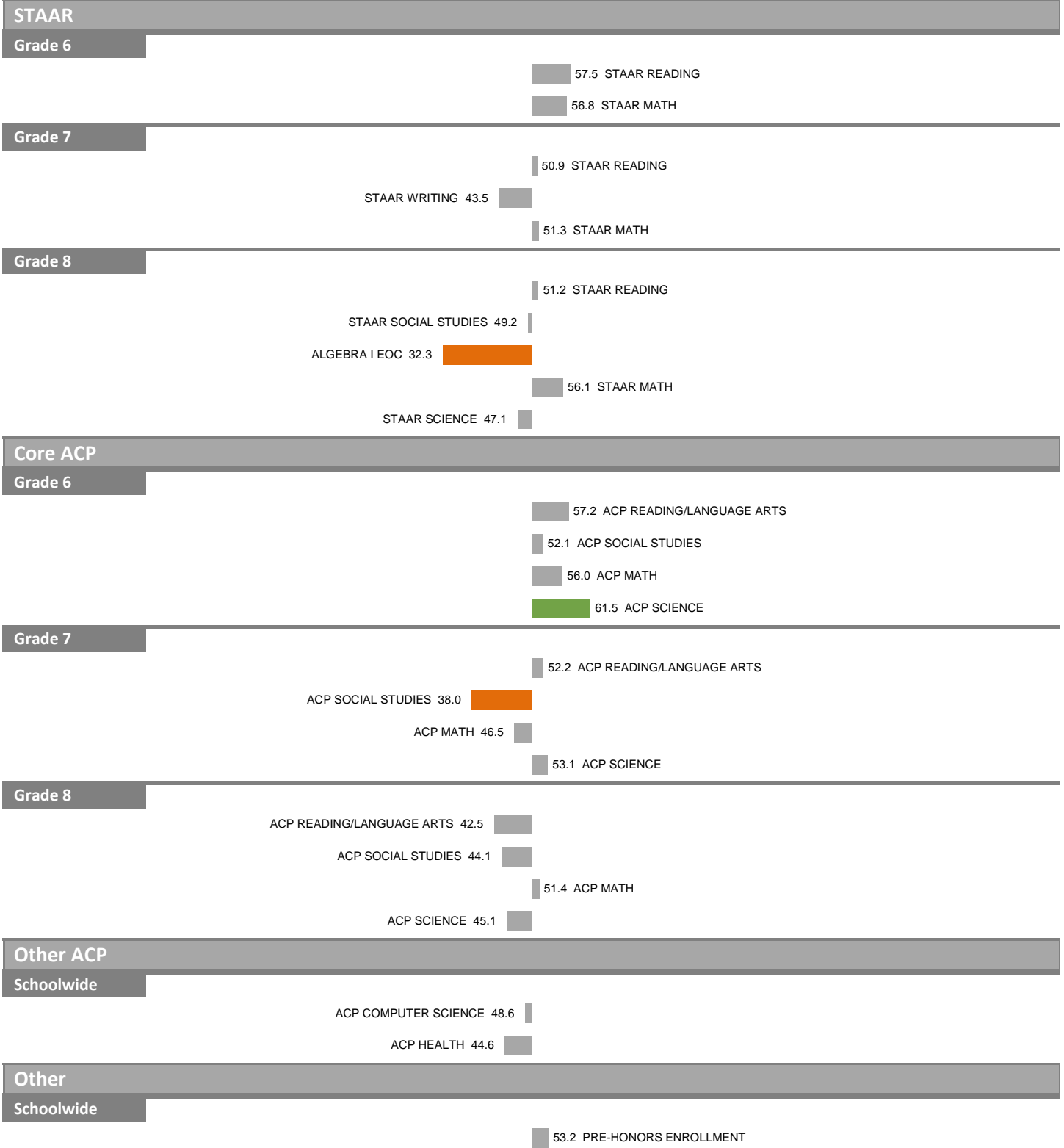
2012-13 School Effectiveness Index (SEI) Detail

46—FRED F. FLORENCE

2013-14 DIVISION 2

Overall SEI: 48.9

AEIS Rating: Met Standard



NOTES: "Overall SEI" has an average of 50 and standard deviation of 5; the range for an "average" overall SEI is 45 to 55. Component SEIs (e.g. "Grade 5 STAAR READING" or "PSAT WRITING") each have an average of 50 and standard deviation of 10; the range for an "average" component SEI is 40 to 60. Component SEIs are computed only if at least eight students are included.


2012-13 School Effectiveness Index (SEI) Detail

51-OLIVER WENDELL HOLMES

Overall SEI: 49.2

2013-14 DIVISION 2

AEIS Rating: Met Standard

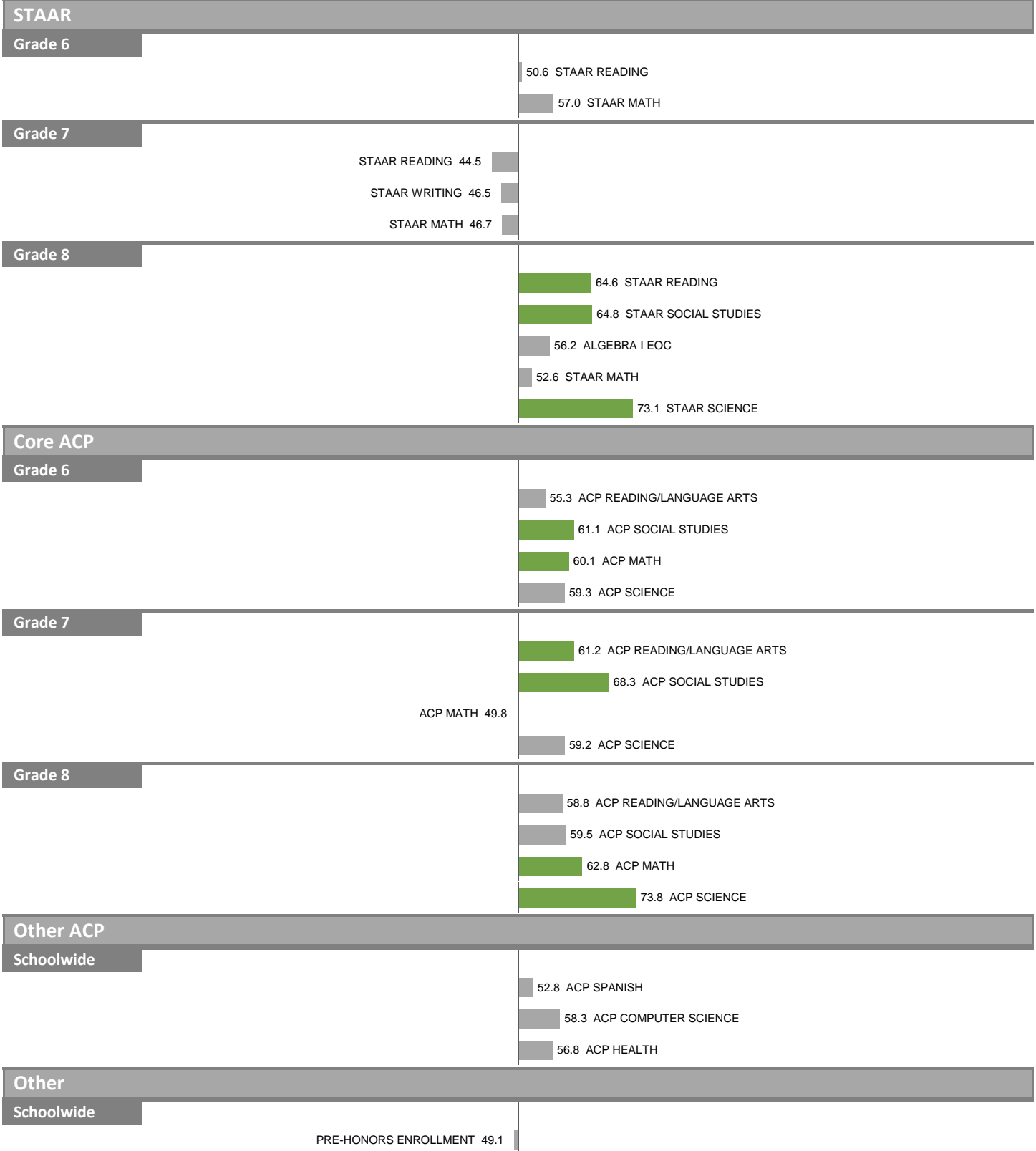


NOTES: "Overall SEI" has an average of 50 and standard deviation of 5; the range for an "average" overall SEI is 45 to 55. Component SEIs (e.g. "Grade 5 STAAR READING" or "PSAT WRITING") each have an average of 50 and standard deviation of 10; the range for an "average" component SEI is 40 to 60. Component SEIs are computed only if at least eight students are included.

2012-13 School Effectiveness Index (SEI) Detail

52-JOHN B. HOOD
2013-14 DIVISION 2

Overall SEI: 58.3
AEIS Rating: Met Standard



NOTES: "Overall SEI" has an average of 50 and standard deviation of 5; the range for an "average" overall SEI is 45 to 55. Component SEIs (e.g. "Grade 5 STAAR READING" or "PSAT WRITING") each have an average of 50 and standard deviation of 10; the range for an "average" component SEI is 40 to 60. Component SEIs are computed only if at least eight students are included.


2012-13 School Effectiveness Index (SEI) Detail

54-THOMAS C. MARSH

2013-14 DIVISION 2

Overall SEI: 44.3

AEIS Rating: Met Standard



NOTES: "Overall SEI" has an average of 50 and standard deviation of 5; the range for an "average" overall SEI is 45 to 55. Component SEIs (e.g. "Grade 5 STAAR READING" or "PSAT WRITING") each have an average of 50 and standard deviation of 10; the range for an "average" component SEI is 40 to 60. Component SEIs are computed only if at least eight students are included.

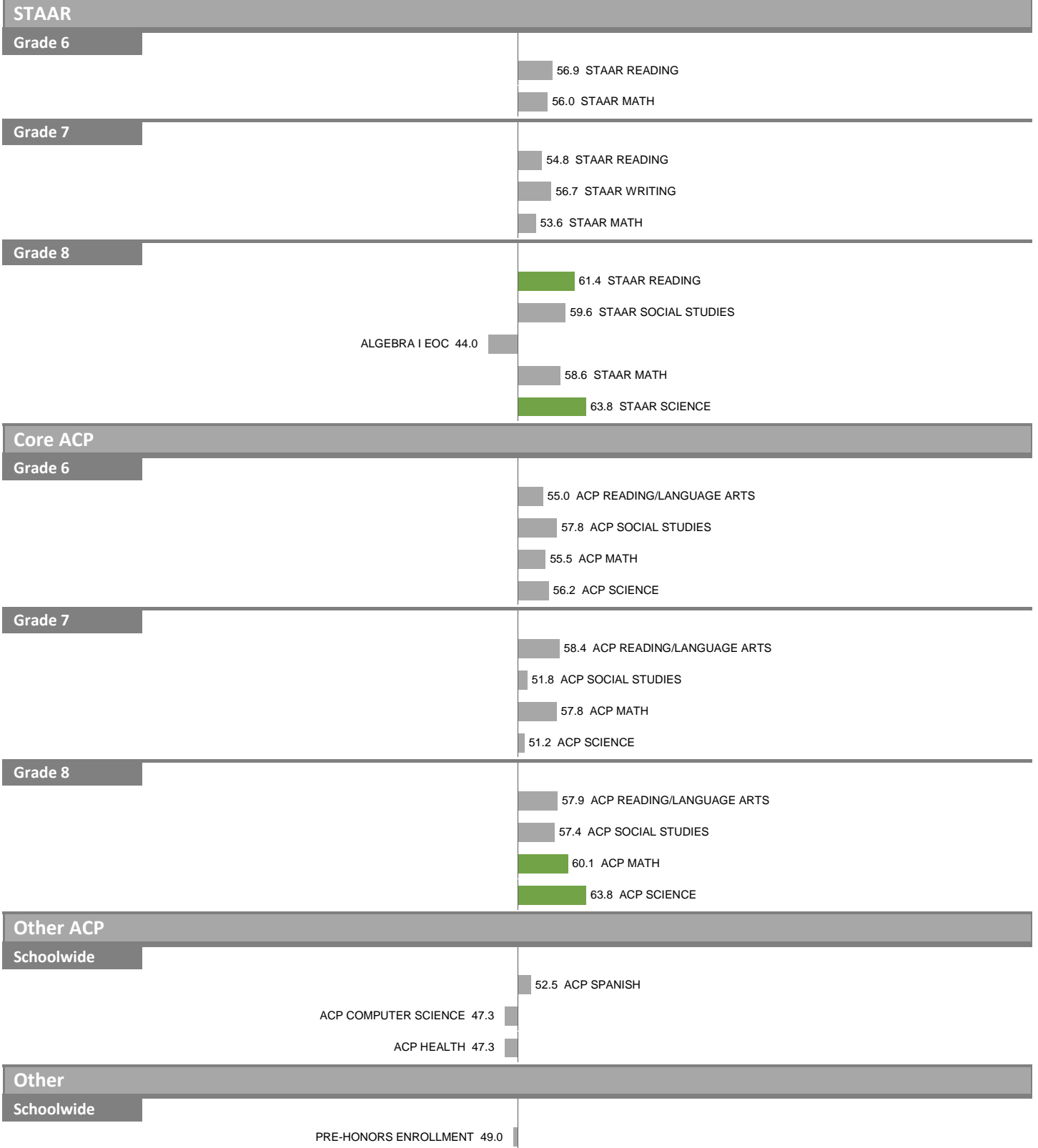
2012-13 School Effectiveness Index (SEI) Detail

56-EWELL D. WALKER

2013-14 DIVISION 2

Overall SEI: 55.8

AEIS Rating: Met Standard




NOTES: "Overall SEI" has an average of 50 and standard deviation of 5; the range for an "average" overall SEI is 45 to 55. Component SEIs (e.g. "Grade 5 STAAR READING" or "PSAT WRITING") each have an average of 50 and standard deviation of 10; the range for an "average" component SEI is 40 to 60. Component SEIs are computed only if at least eight students are included.

2012-13 School Effectiveness Index (SEI) Detail

83-SAM TASBY
2013-14 DIVISION 2

Overall SEI: 50.8
AEIS Rating: Met Standard



NOTES: "Overall SEI" has an average of 50 and standard deviation of 5; the range for an "average" overall SEI is 45 to 55. Component SEIs (e.g. "Grade 5 STAAR READING" or "PSAT WRITING") each have an average of 50 and standard deviation of 10; the range for an "average" component SEI is 40 to 60. Component SEIs are computed only if at least eight students are included.


2012-13 School Effectiveness Index (SEI) Detail

101-JOHN QUINCY ADAMS

2013-14 DIVISION 2

Overall SEI: 52.5

AEIS Rating: Met Standard



NOTES: "Overall SEI" has an average of 50 and standard deviation of 5; the range for an "average" overall SEI is 45 to 55. Component SEIs (e.g. "Grade 5 STAAR READING" or "PSAT WRITING") each have an average of 50 and standard deviation of 10; the range for an "average" component SEI is 40 to 60. Component SEIs are computed only if at least eight students are included.

2012-13 School Effectiveness Index (SEI) Detail

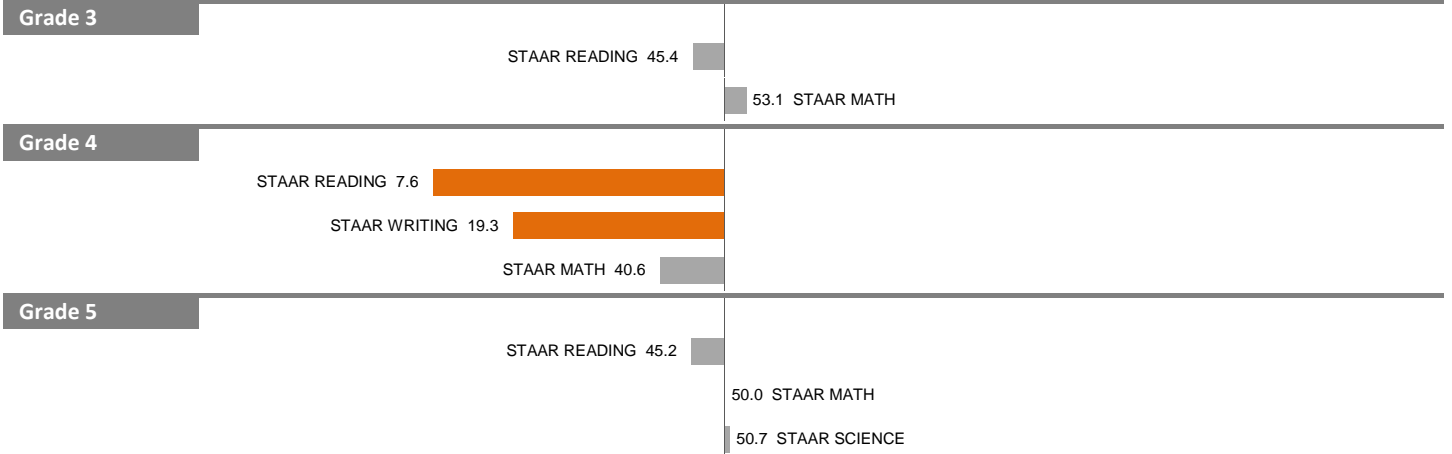
110-ANNIE WEBB BLANTON

Overall SEI: 42.6

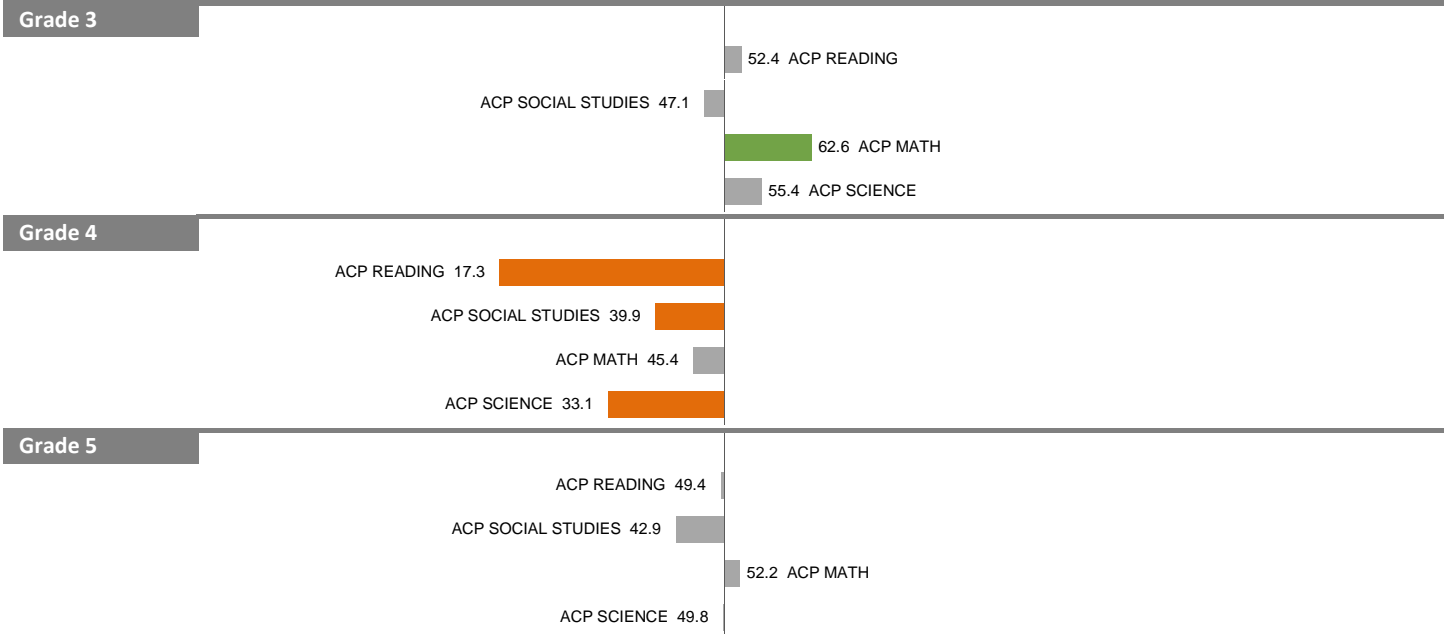
2013-14 DIVISION 2

AEIS Rating: Improvement Required

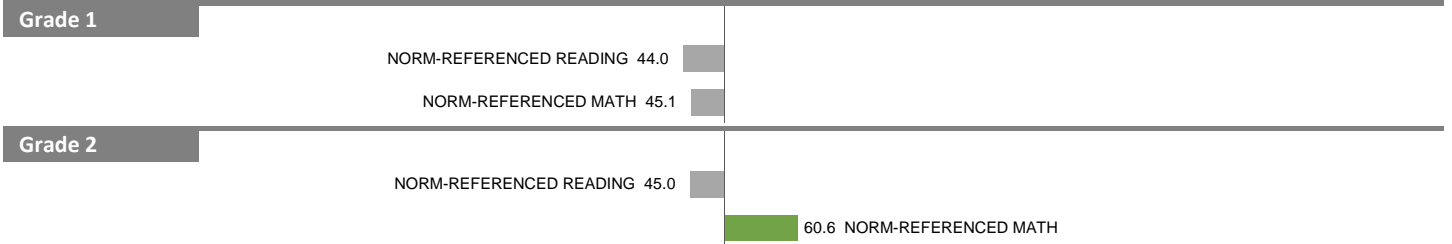
STAAR



Core ACP



Other



NOTES: "Overall SEI" has an average of 50 and standard deviation of 5; the range for an "average" overall SEI is 45 to 55. Component SEIs (e.g. "Grade 5 STAAR READING" or "PSAT WRITING") each have an average of 50 and standard deviation of 10; the range for an "average" component SEI is 40 to 60. Component SEIs are computed only if at least eight students are included.

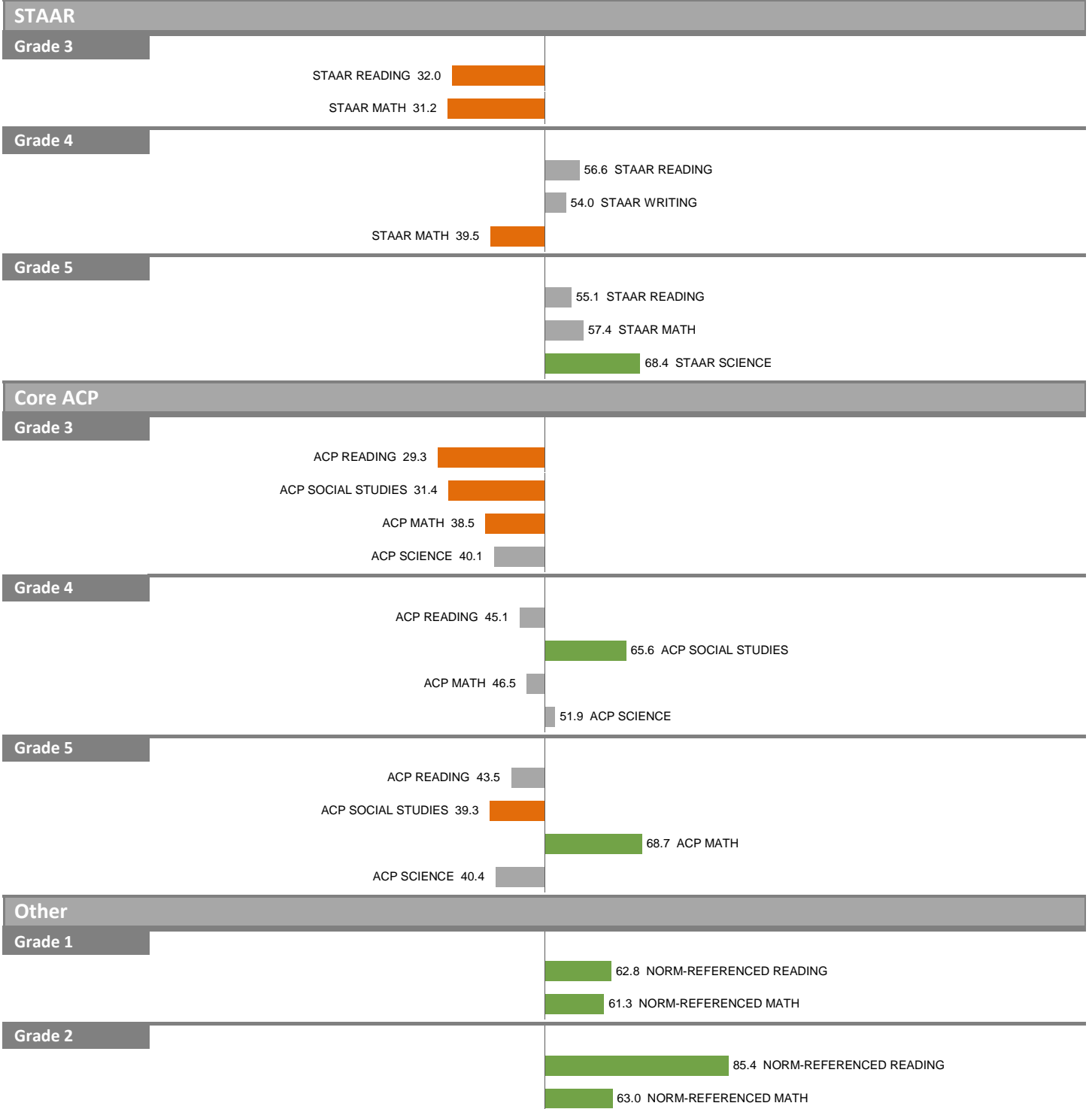
2012-13 School Effectiveness Index (SEI) Detail

114-JOHN NEELY BRYAN

Overall SEI: 53.3

2013-14 DIVISION 2

AEIS Rating: Met Standard



NOTES: "Overall SEI" has an average of 50 and standard deviation of 5; the range for an "average" overall SEI is 45 to 55. Component SEIs (e.g. "Grade 5 STAAR READING" or "PSAT WRITING") each have an average of 50 and standard deviation of 10; the range for an "average" component SEI is 40 to 60. Component SEIs are computed only if at least eight students are included.


2012-13 School Effectiveness Index (SEI) Detail

115-HARRELL BUDD

Overall SEI: 48.5

2013-14 DIVISION 2

AEIS Rating: Improvement Required



NOTES: "Overall SEI" has an average of 50 and standard deviation of 5; the range for an "average" overall SEI is 45 to 55. Component SEIs (e.g. "Grade 5 STAAR READING" or "PSAT WRITING") each have an average of 50 and standard deviation of 10; the range for an "average" component SEI is 40 to 60. Component SEIs are computed only if at least eight students are included.

2012-13 School Effectiveness Index (SEI) Detail


119–WILLIAM L. CABELL

2013-14 DIVISION 2

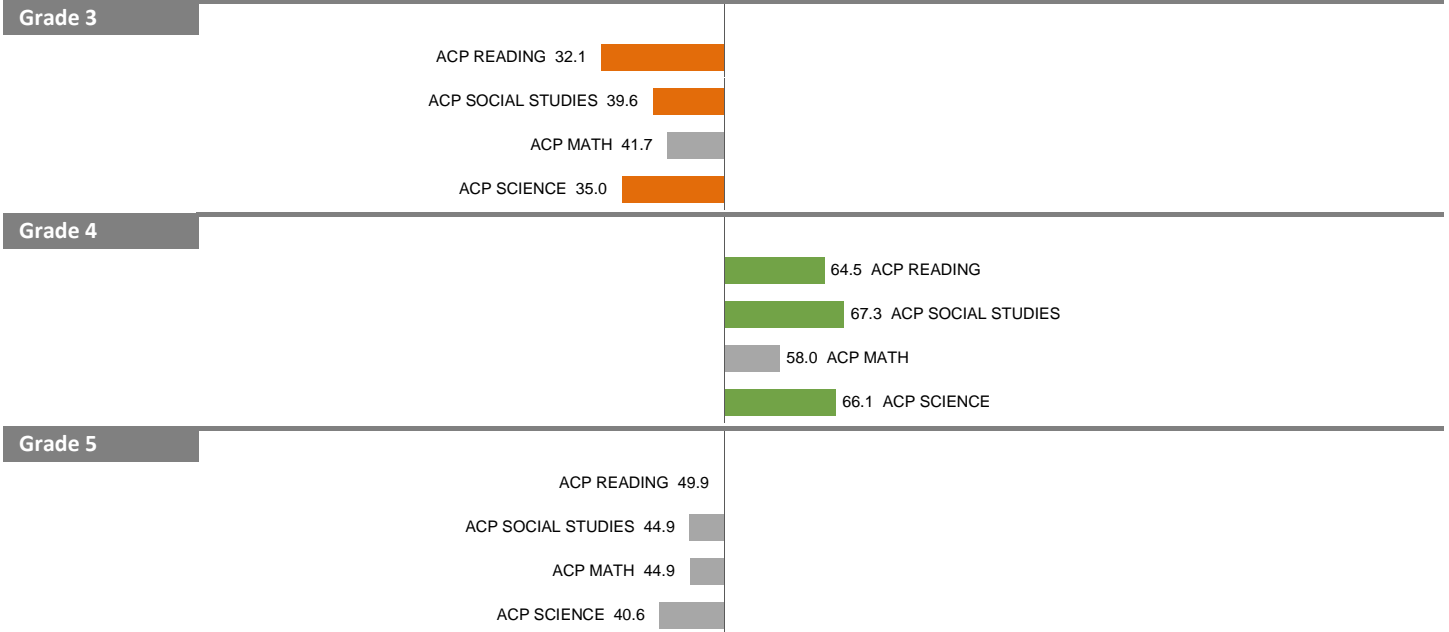
Overall SEI: 49.3

AEIS Rating: Met Standard


STAAR



Core ACP



Other



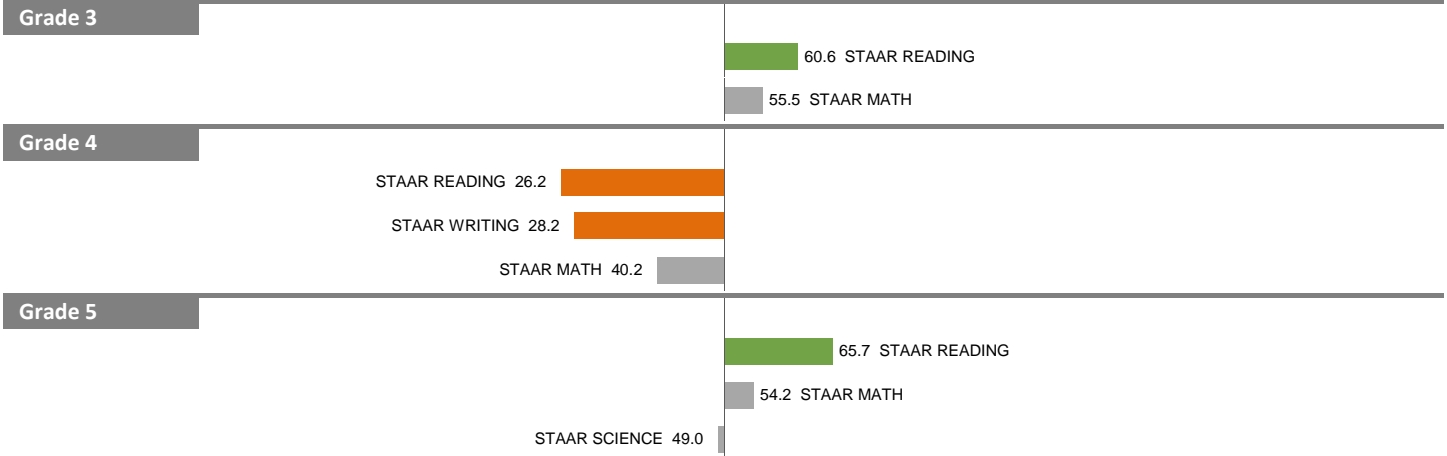
NOTES: "Overall SEI" has an average of 50 and standard deviation of 5; the range for an "average" overall SEI is 45 to 55. Component SEIs (e.g. "Grade 5 STAAR READING" or "PSAT WRITING") each have an average of 50 and standard deviation of 10; the range for an "average" component SEI is 40 to 60. Component SEIs are computed only if at least eight students are included.

2012-13 School Effectiveness Index (SEI) Detail


120-F.P. CAILLET
2013-14 DIVISION 2

Overall SEI: 48.5
AEIS Rating: Met Standard

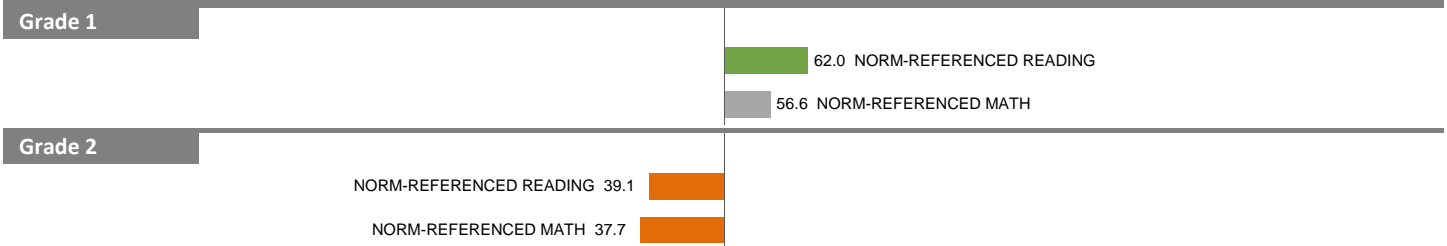
STAAR



Core ACP



Other



NOTES: "Overall SEI" has an average of 50 and standard deviation of 5; the range for an "average" overall SEI is 45 to 55. Component SEIs (e.g. "Grade 5 STAAR READING" or "PSAT WRITING") each have an average of 50 and standard deviation of 10; the range for an "average" component SEI is 40 to 60. Component SEIs are computed only if at least eight students are included.


2012-13 School Effectiveness Index (SEI) Detail

75 and 134—GEORGE B. DEALLEY

Overall SEI: 57.5 (75), 51.5 (134)

2013-14 DIVISION 2 (NO FP)

AEIS Rating: Met Standard



NOTES: "Overall SEI" has an average of 50 and standard deviation of 5; the range for an "average" overall SEI is 45 to 55. Component SEIs (e.g. "Grade 5 STAAR READING" or "PSAT WRITING") each have an average of 50 and standard deviation of 10; the range for an "average" component SEI is 40 to 60. Component SEIs are computed only if at least eight students are included.


2012-13 School Effectiveness Index (SEI) Detail

75 and 134—GEORGE B. DEALEY

Overall SEI: 57.5 (75), 51.5 (134)

2013-14 DIVISION 2 (NO FP)

AEIS Rating: Met Standard



NOTES: "Overall SEI" has an average of 50 and standard deviation of 5; the range for an "average" overall SEI is 45 to 55. Component SEIs (e.g. "Grade 5 STAAR READING" or "PSAT WRITING") each have an average of 50 and standard deviation of 10; the range for an "average" component SEI is 40 to 60. Component SEIs are computed only if at least eight students are included.


2012-13 School Effectiveness Index (SEI) Detail

135–EVERETTE LEE DEGOLYER

Overall SEI: 46.9

2013-14 DIVISION 2

AEIS Rating: Met Standard



NOTES: "Overall SEI" has an average of 50 and standard deviation of 5; the range for an "average" overall SEI is 45 to 55. Component SEIs (e.g. "Grade 5 STAAR READING" or "PSAT WRITING") each have an average of 50 and standard deviation of 10; the range for an "average" component SEI is 40 to 60. Component SEIs are computed only if at least eight students are included.


2012-13 School Effectiveness Index (SEI) Detail

141-JILL STONE AT VICKERY MEADOW

Overall SEI: 56.9

2013-14 DIVISION 2

AEIS Rating: Met Standard



NOTES: "Overall SEI" has an average of 50 and standard deviation of 5; the range for an "average" overall SEI is 45 to 55. Component SEIs (e.g. "Grade 5 STAAR READING" or "PSAT WRITING") each have an average of 50 and standard deviation of 10; the range for an "average" component SEI is 40 to 60. Component SEIs are computed only if at least eight students are included.

2012-13 School Effectiveness Index (SEI) Detail


148-TOM C. GOOCH

Overall SEI: 44.0

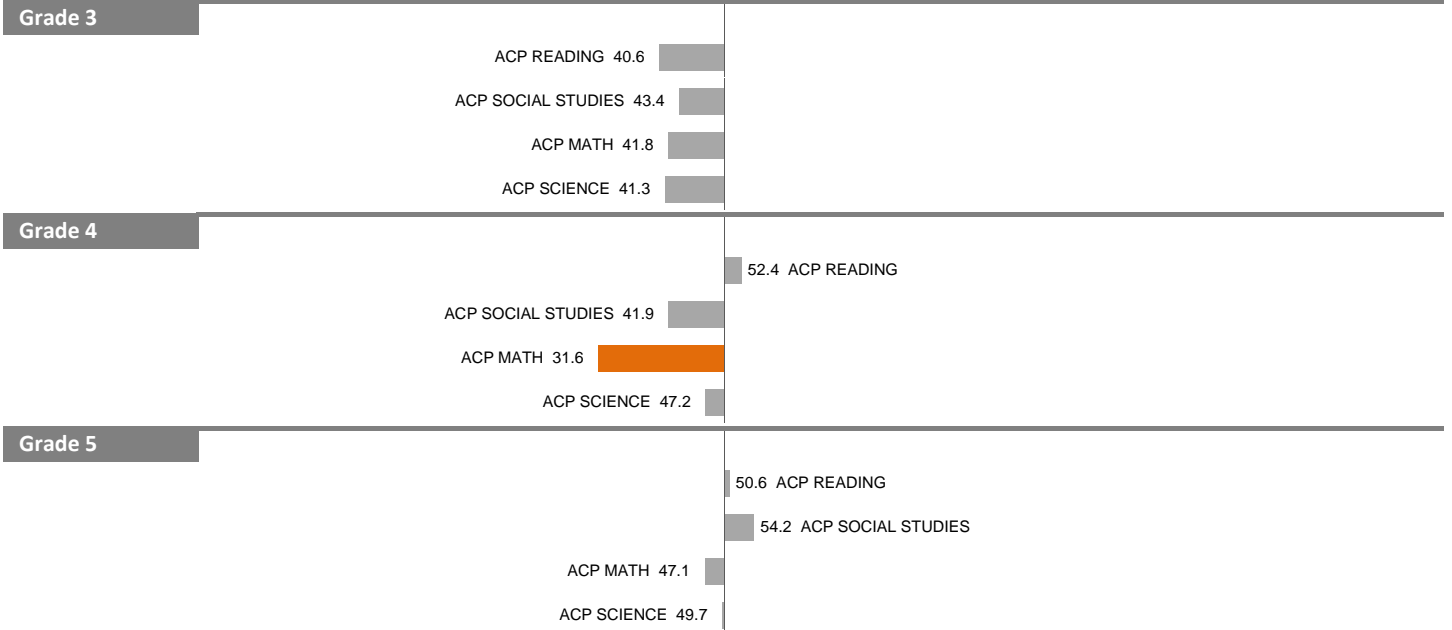
2013-14 DIVISION 2

AEIS Rating: Improvement Required


STAAR



Core ACP



Other



NOTES: "Overall SEI" has an average of 50 and standard deviation of 5; the range for an "average" overall SEI is 45 to 55. Component SEIs (e.g. "Grade 5 STAAR READING" or "PSAT WRITING") each have an average of 50 and standard deviation of 10; the range for an "average" component SEI is 40 to 60. Component SEIs are computed only if at least eight students are included.

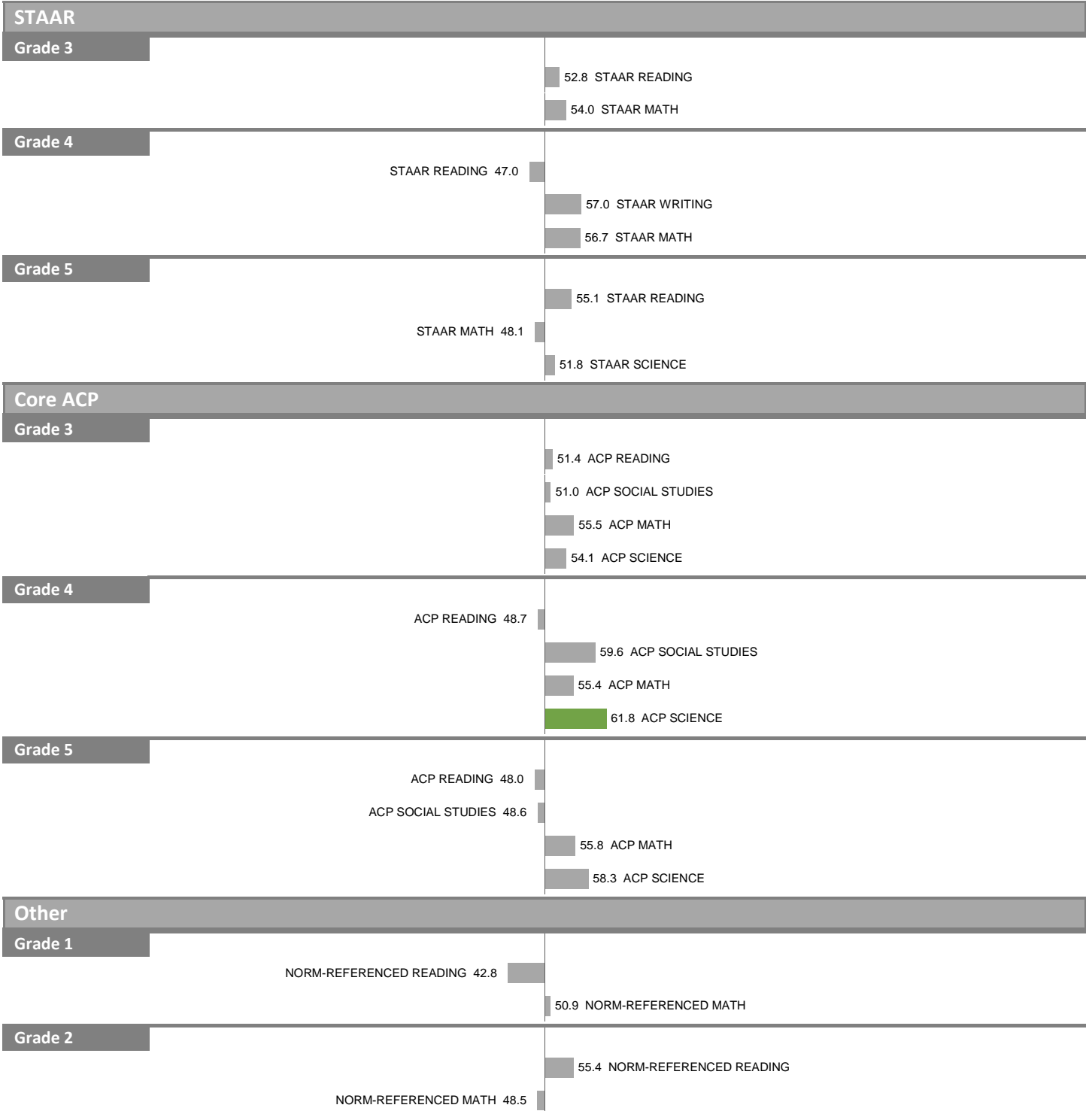
2012-13 School Effectiveness Index (SEI) Detail

156-NATHANIEL HAWTHORNE

Overall SEI: 52.0

2013-14 DIVISION 2

AEIS Rating: Met Standard



NOTES: "Overall SEI" has an average of 50 and standard deviation of 5; the range for an "average" overall SEI is 45 to 55. Component SEIs (e.g. "Grade 5 STAAR READING" or "PSAT WRITING") each have an average of 50 and standard deviation of 10; the range for an "average" component SEI is 40 to 60. Component SEIs are computed only if at least eight students are included.

2012-13 School Effectiveness Index (SEI) Detail

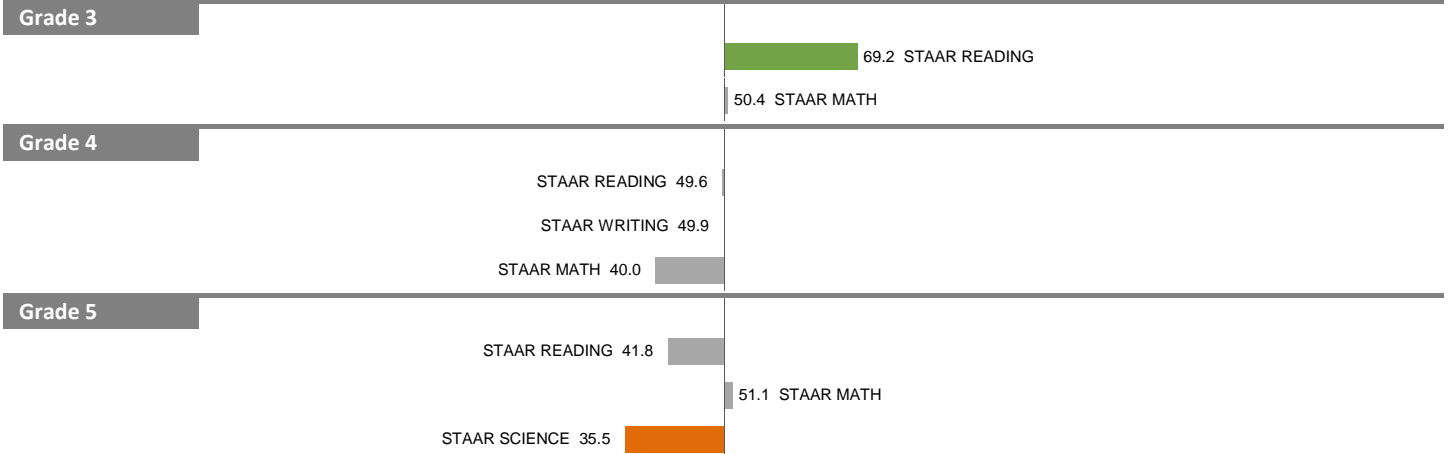
159-L.L. HOTCHKISS

2013-14 DIVISION 2

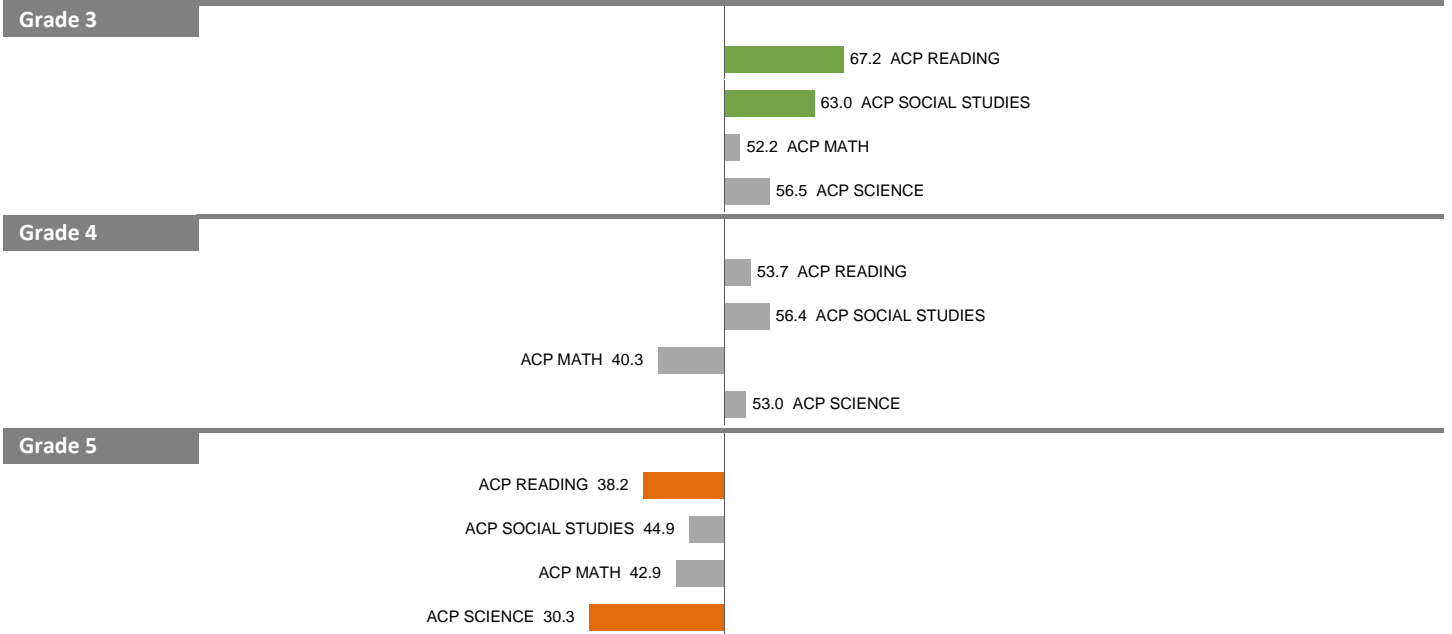
Overall SEI: 47.8

AEIS Rating: Met Standard

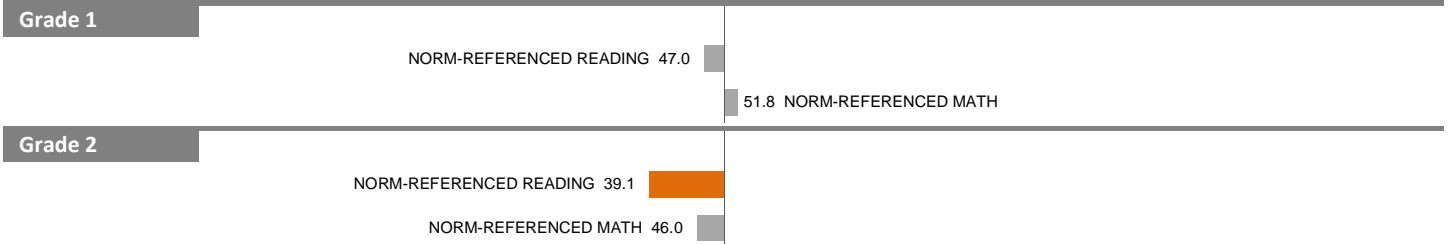
STAAR



Core ACP



Other



NOTES: "Overall SEI" has an average of 50 and standard deviation of 5; the range for an "average" overall SEI is 45 to 55. Component SEIs (e.g. "Grade 5 STAAR READING" or "PSAT WRITING") each have an average of 50 and standard deviation of 10; the range for an "average" component SEI is 40 to 60. Component SEIs are computed only if at least eight students are included.

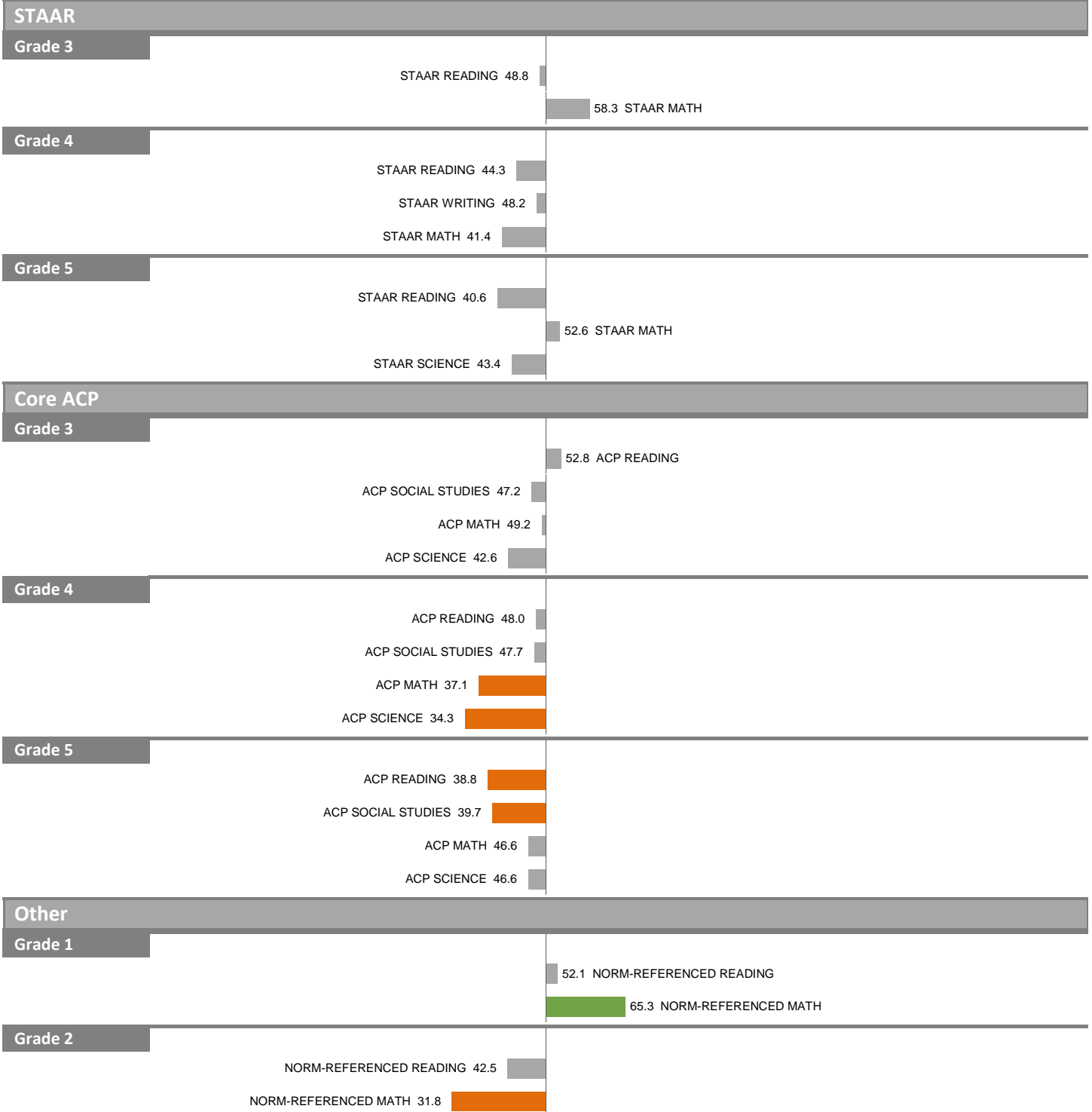
2012-13 School Effectiveness Index (SEI) Detail

161-JOHN IRELAND

Overall SEI: 46.5

2013-14 DIVISION 2

AEIS Rating: Met Standard



NOTES: "Overall SEI" has an average of 50 and standard deviation of 5; the range for an "average" overall SEI is 45 to 55. Component SEIs (e.g. "Grade 5 STAAR READING" or "PSAT WRITING") each have an average of 50 and standard deviation of 10; the range for an "average" component SEI is 40 to 60. Component SEIs are computed only if at least eight students are included.


2012-13 School Effectiveness Index (SEI) Detail

163-ALBERT S. JOHNSTON

2013-14 DIVISION 2

Overall SEI: 58.5

AEIS Rating: Met Standard



NOTES: "Overall SEI" has an average of 50 and standard deviation of 5; the range for an "average" overall SEI is 45 to 55. Component SEIs (e.g. "Grade 5 STAAR READING" or "PSAT WRITING") each have an average of 50 and standard deviation of 10; the range for an "average" component SEI is 40 to 60. Component SEIs are computed only if at least eight students are included.

2012-13 School Effectiveness Index (SEI) Detail

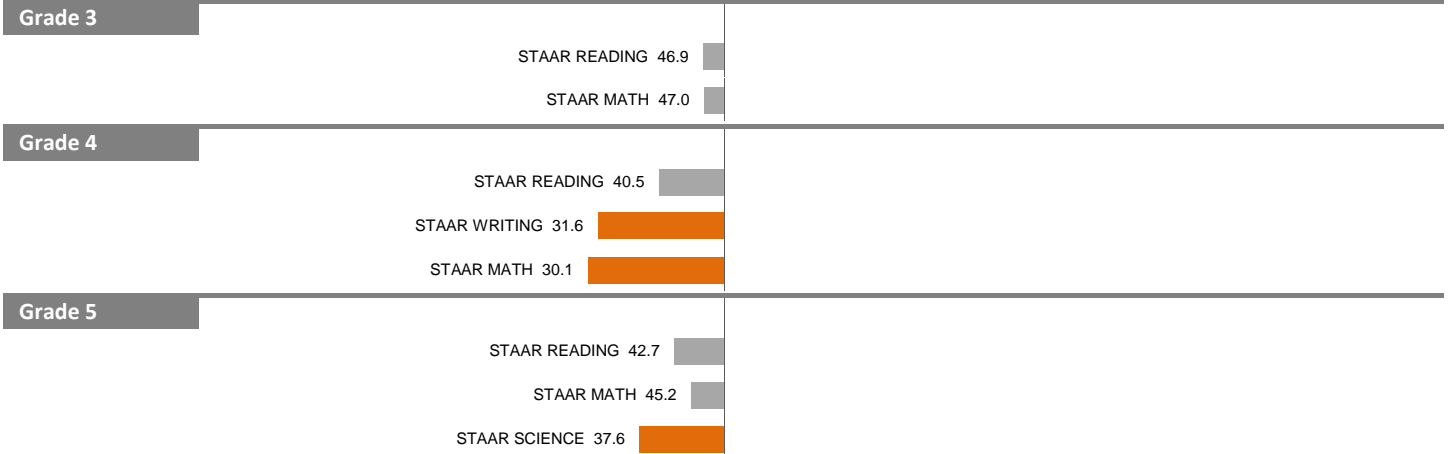
176—JACK LOWE, SR.

2013-14 DIVISION 2


Overall SEI: 39.9

AEIS Rating: Met Standard

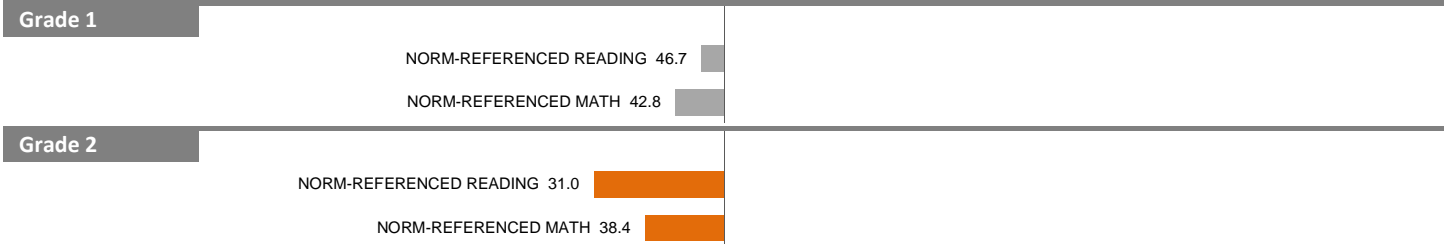
STAAR



Core ACP



Other



NOTES: "Overall SEI" has an average of 50 and standard deviation of 5; the range for an "average" overall SEI is 45 to 55. Component SEIs (e.g. "Grade 5 STAAR READING" or "PSAT WRITING") each have an average of 50 and standard deviation of 10; the range for an "average" component SEI is 40 to 60. Component SEIs are computed only if at least eight students are included.

2012-13 School Effectiveness Index (SEI) Detail


182-HERBERT MARCUS

2013-14 DIVISION 2


Overall SEI: 56.2

AEIS Rating: Met Standard


STAAR



Core ACP



Other



NOTES: "Overall SEI" has an average of 50 and standard deviation of 5; the range for an "average" overall SEI is 45 to 55. Component SEIs (e.g. "Grade 5 STAAR READING" or "PSAT WRITING") each have an average of 50 and standard deviation of 10; the range for an "average" component SEI is 40 to 60. Component SEIs are computed only if at least eight students are included.


2012-13 School Effectiveness Index (SEI) Detail

185–WILLIAM B. MILLER

2013-14 DIVISION 2

Overall SEI: 46.6

AEIS Rating: Met Standard



NOTES: "Overall SEI" has an average of 50 and standard deviation of 5; the range for an "average" overall SEI is 45 to 55. Component SEIs (e.g. "Grade 5 STAAR READING" or "PSAT WRITING") each have an average of 50 and standard deviation of 10; the range for an "average" component SEI is 40 to 60. Component SEIs are computed only if at least eight students are included.

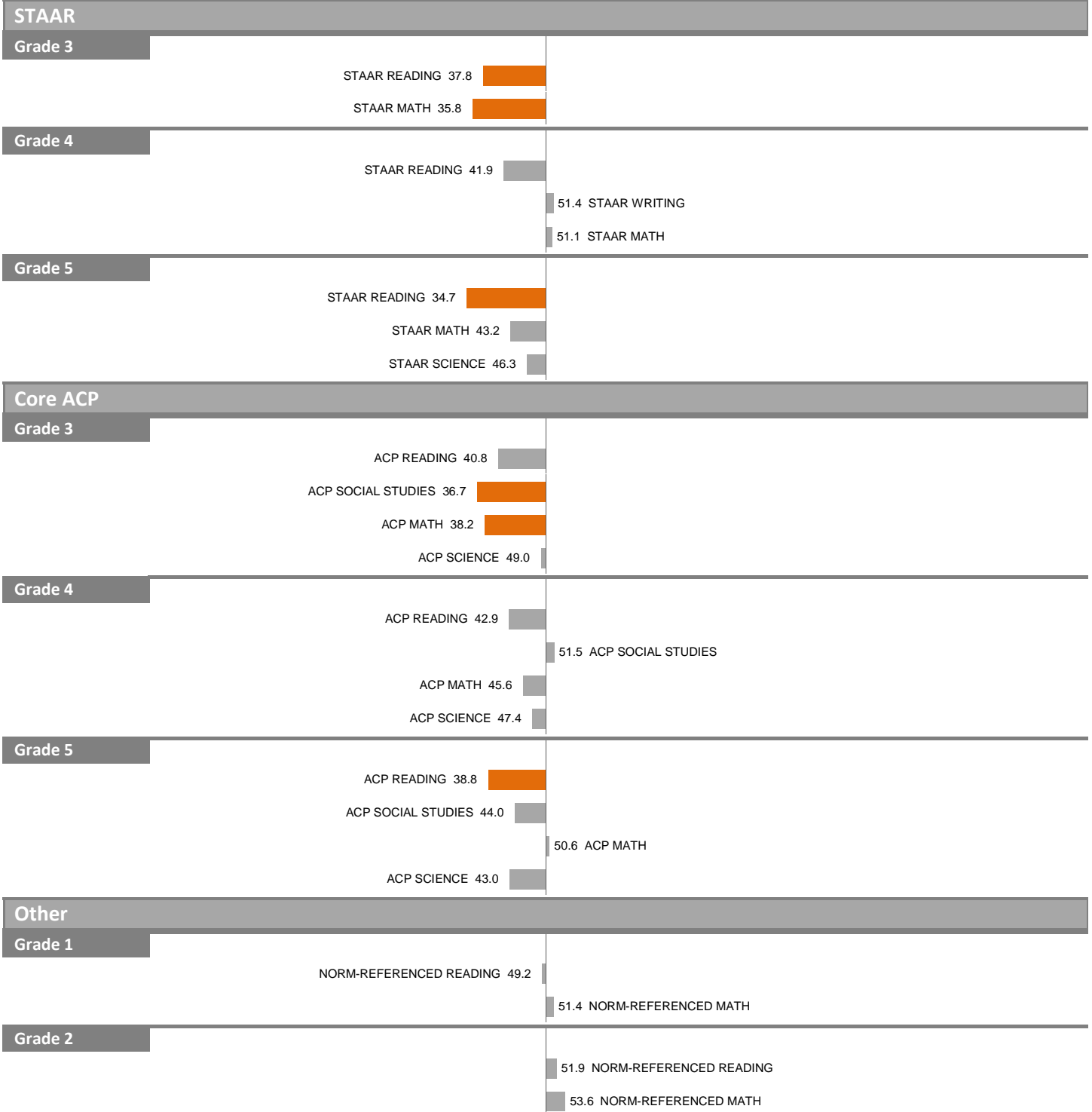
2012-13 School Effectiveness Index (SEI) Detail

186-ROGER Q. MILLS

Overall SEI: 45.1

2013-14 DIVISION 2

AEIS Rating: Improvement Required



NOTES: "Overall SEI" has an average of 50 and standard deviation of 5; the range for an "average" overall SEI is 45 to 55. Component SEIs (e.g. "Grade 5 STAAR READING" or "PSAT WRITING") each have an average of 50 and standard deviation of 10; the range for an "average" component SEI is 40 to 60. Component SEIs are computed only if at least eight students are included.

2012-13 School Effectiveness Index (SEI) Detail

207-SAN JACINTO
2013-14 DIVISION 2

Overall SEI: 44.3
AEIS Rating: Met Standard



NOTES: "Overall SEI" has an average of 50 and standard deviation of 5; the range for an "average" overall SEI is 45 to 55. Component SEIs (e.g. "Grade 5 STAAR READING" or "PSAT WRITING") each have an average of 50 and standard deviation of 10; the range for an "average" component SEI is 40 to 60. Component SEIs are computed only if at least eight students are included.

2012-13 School Effectiveness Index (SEI) Detail

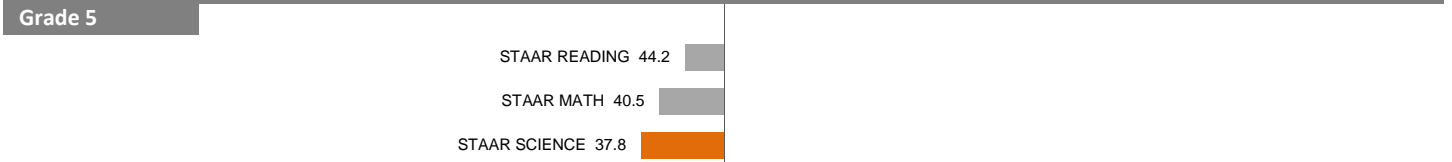
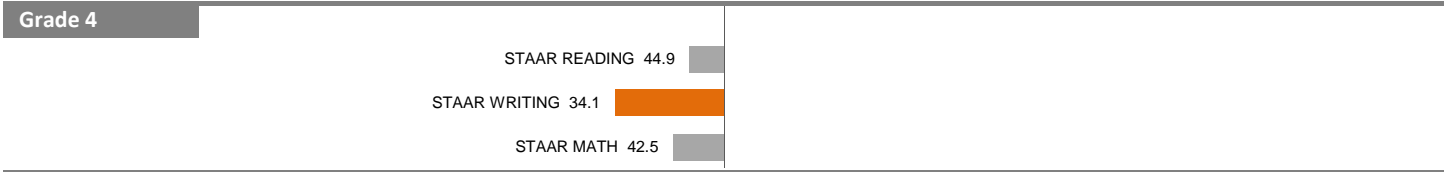
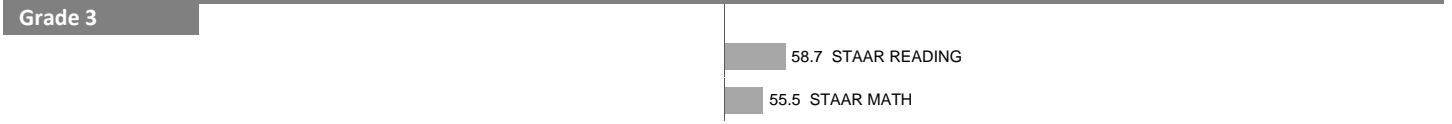
216-EDWARD TITCHE

Overall SEI: 44.8

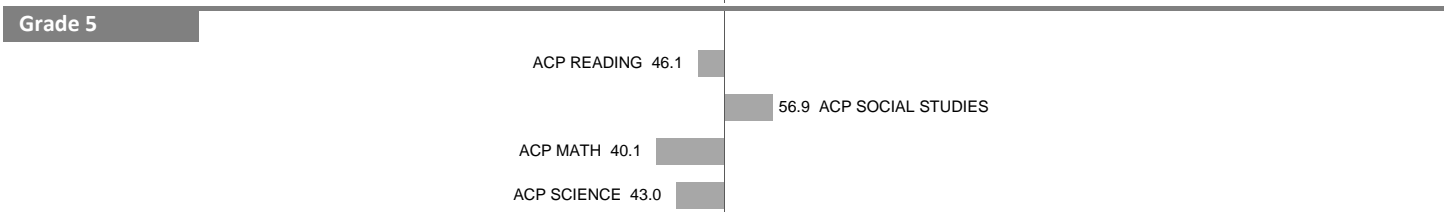

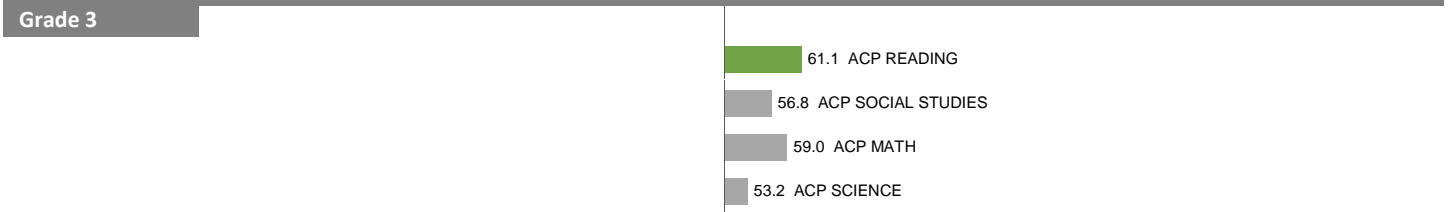
2013-14 DIVISION 2

AEIS Rating: Improvement Required

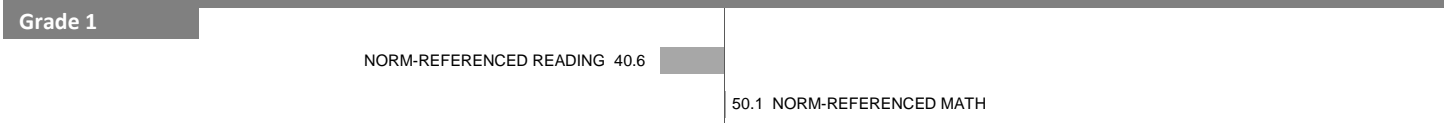
STAAR



Core ACP



Other



NOTES: "Overall SEI" has an average of 50 and standard deviation of 5; the range for an "average" overall SEI is 45 to 55. Component SEIs (e.g. "Grade 5 STAAR READING" or "PSAT WRITING") each have an average of 50 and standard deviation of 10; the range for an "average" component SEI is 40 to 60. Component SEIs are computed only if at least eight students are included.


2012-13 School Effectiveness Index (SEI) Detail

230-HARRY WITHERS

2013-14 DIVISION 2

Overall SEI: 55.9

AEIS Rating: Met Standard



NOTES: "Overall SEI" has an average of 50 and standard deviation of 5; the range for an "average" overall SEI is 45 to 55. Component SEIs (e.g. "Grade 5 STAAR READING" or "PSAT WRITING") each have an average of 50 and standard deviation of 10; the range for an "average" component SEI is 40 to 60. Component SEIs are computed only if at least eight students are included.

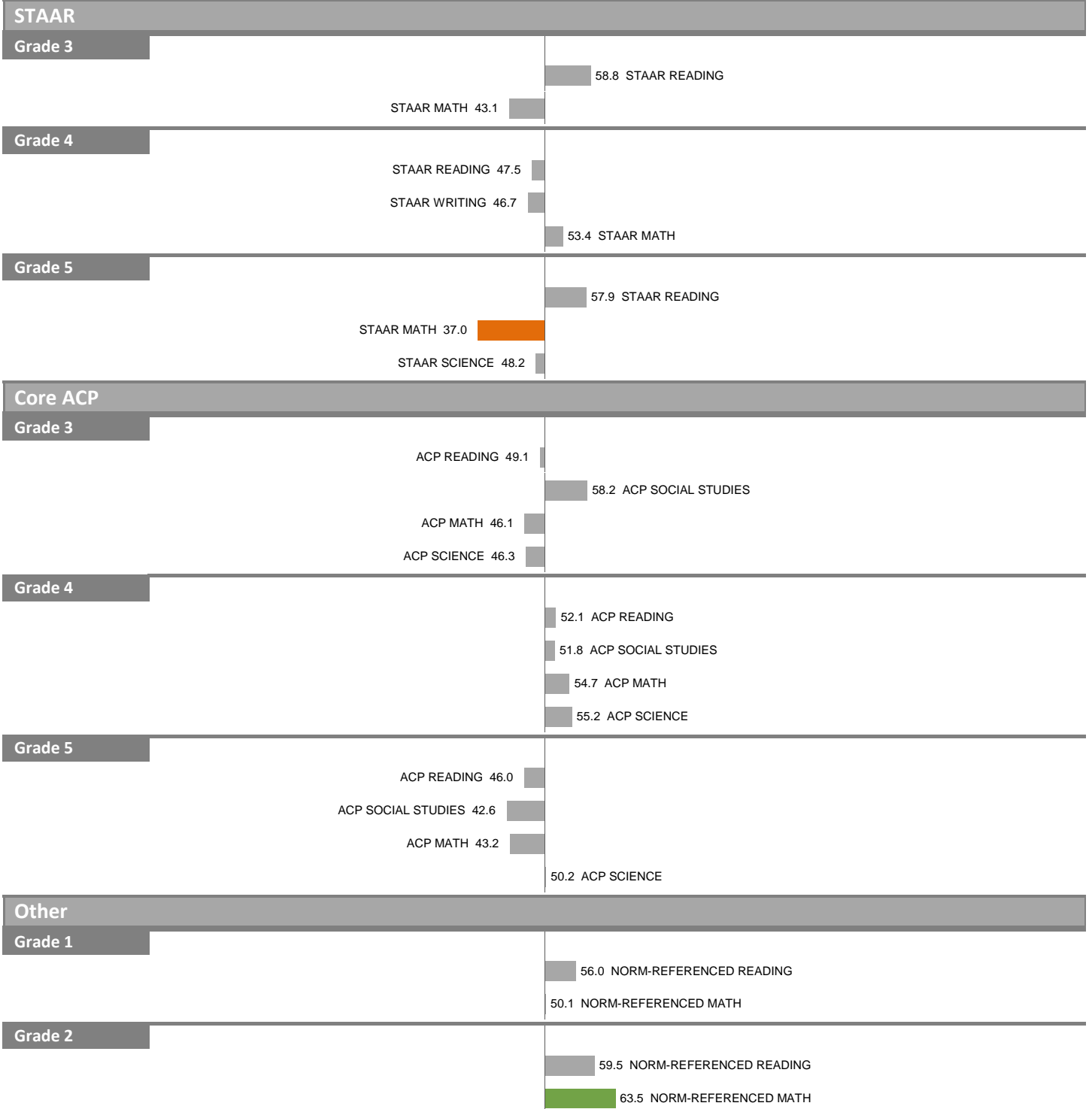
2012-13 School Effectiveness Index (SEI) Detail

233-NATHAN ADAMS

2013-14 DIVISION 2

Overall SEI: 51.2

AEIS Rating: Met Standard



NOTES: "Overall SEI" has an average of 50 and standard deviation of 5; the range for an "average" overall SEI is 45 to 55. Component SEIs (e.g. "Grade 5 STAAR READING" or "PSAT WRITING") each have an average of 50 and standard deviation of 10; the range for an "average" component SEI is 40 to 60. Component SEIs are computed only if at least eight students are included.

2012-13 School Effectiveness Index (SEI) Detail


237-JOHN W. RUNYON

2013-14 DIVISION 2


Overall SEI: 53.1

AEIS Rating: Met Standard

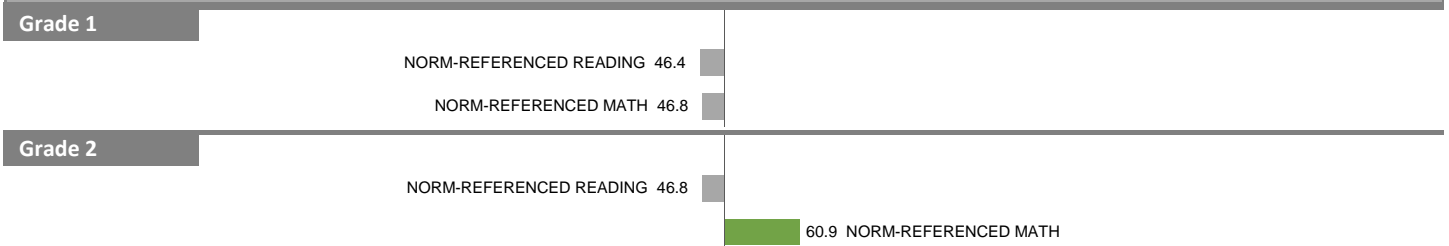
STAAR



Core ACP



Other




NOTES: "Overall SEI" has an average of 50 and standard deviation of 5; the range for an "average" overall SEI is 45 to 55. Component SEIs (e.g. "Grade 5 STAAR READING" or "PSAT WRITING") each have an average of 50 and standard deviation of 10; the range for an "average" component SEI is 40 to 60. Component SEIs are computed only if at least eight students are included.

2012-13 School Effectiveness Index (SEI) Detail

263—J.P. STARKS
2013-14 DIVISION 2

Overall SEI: 51.7
AEIS Rating: Met Standard



NOTES: "Overall SEI" has an average of 50 and standard deviation of 5; the range for an "average" overall SEI is 45 to 55. Component SEIs (e.g. "Grade 5 STAAR READING" or "PSAT WRITING") each have an average of 50 and standard deviation of 10; the range for an "average" component SEI is 40 to 60. Component SEIs are computed only if at least eight students are included.

2012-13 School Effectiveness Index (SEI) Detail


273-PLEASANT GROVE

Overall SEI: 46.5

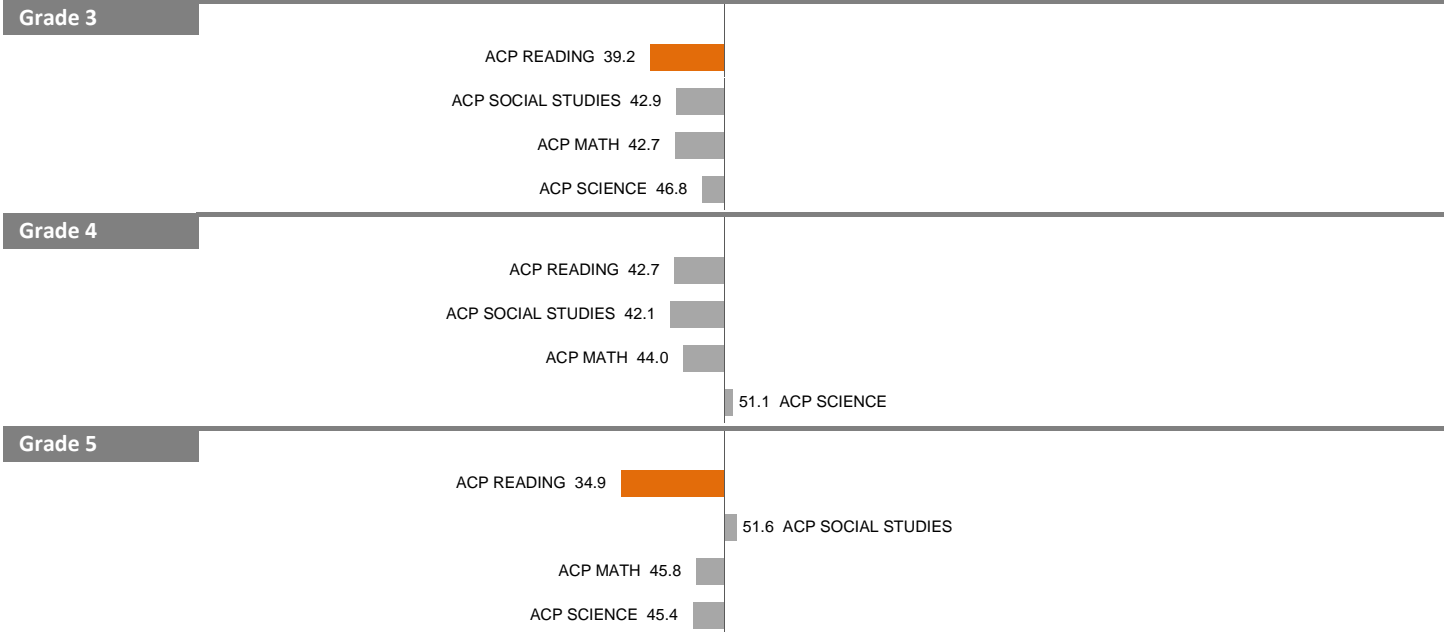
2013-14 DIVISION 2

AEIS Rating: Improvement Required


STAAR



Core ACP



Other



NOTES: "Overall SEI" has an average of 50 and standard deviation of 5; the range for an "average" overall SEI is 45 to 55. Component SEIs (e.g. "Grade 5 STAAR READING" or "PSAT WRITING") each have an average of 50 and standard deviation of 10; the range for an "average" component SEI is 40 to 60. Component SEIs are computed only if at least eight students are included.

2012-13 School Effectiveness Index (SEI) Detail


279—JERRY R. JUNKINS

2013-14 DIVISION 2

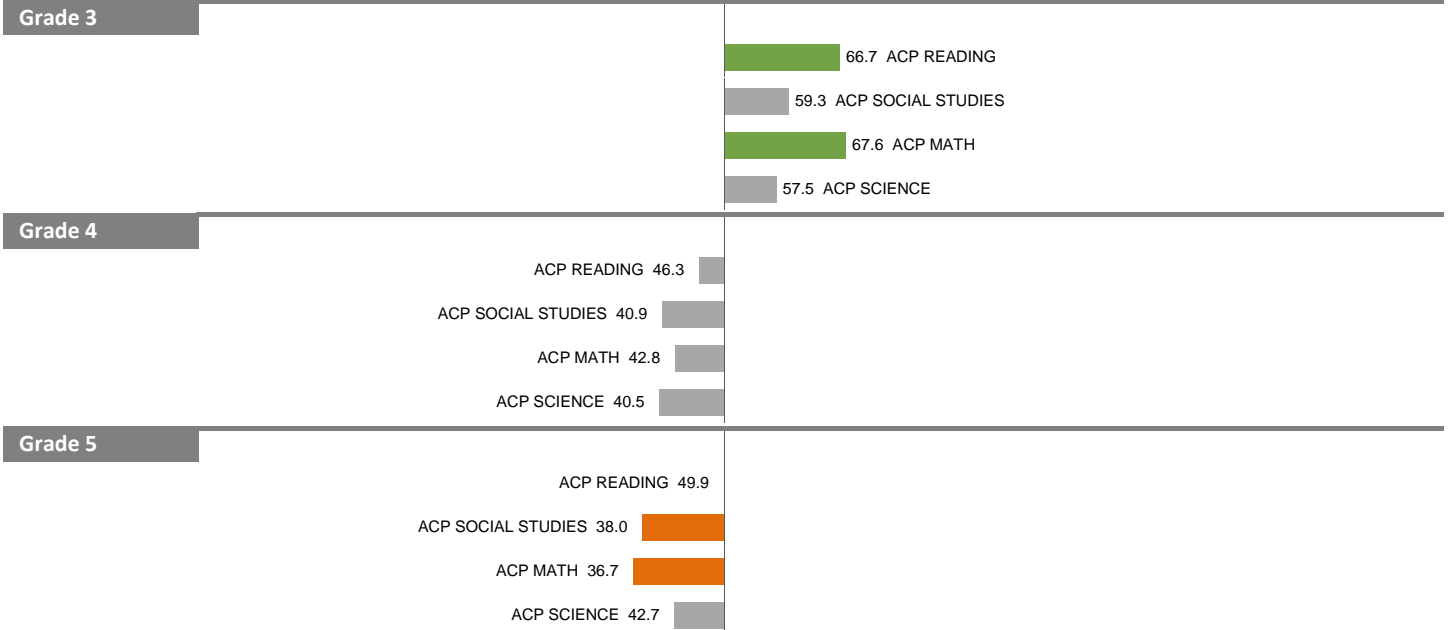
Overall SEI: 49.7

AEIS Rating: Met Standard

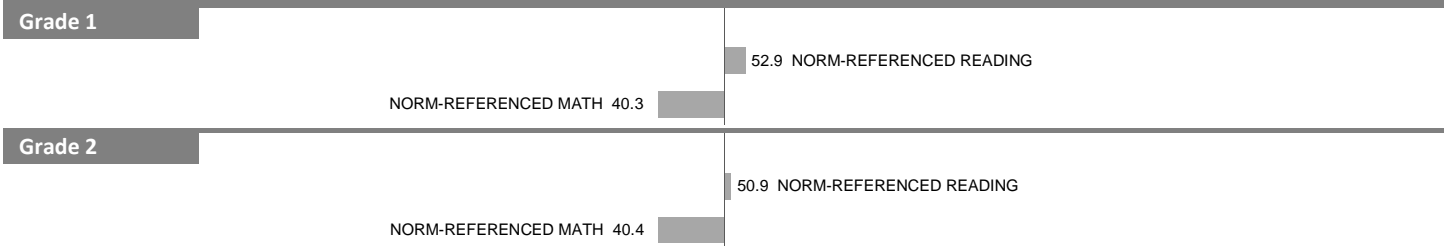
STAAR



Core ACP



Other



NOTES: "Overall SEI" has an average of 50 and standard deviation of 5; the range for an "average" overall SEI is 45 to 55. Component SEIs (e.g. "Grade 5 STAAR READING" or "PSAT WRITING") each have an average of 50 and standard deviation of 10; the range for an "average" component SEI is 40 to 60. Component SEIs are computed only if at least eight students are included.

2012-13 School Effectiveness Index (SEI) Detail

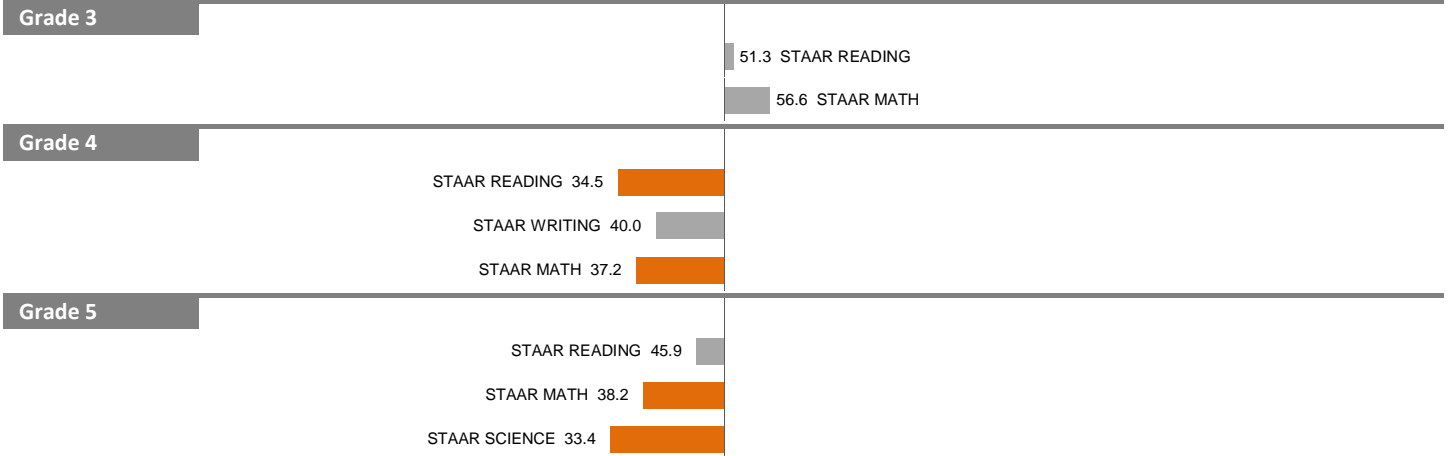
284-HIGHLAND MEADOWS

Overall SEI: 44.8

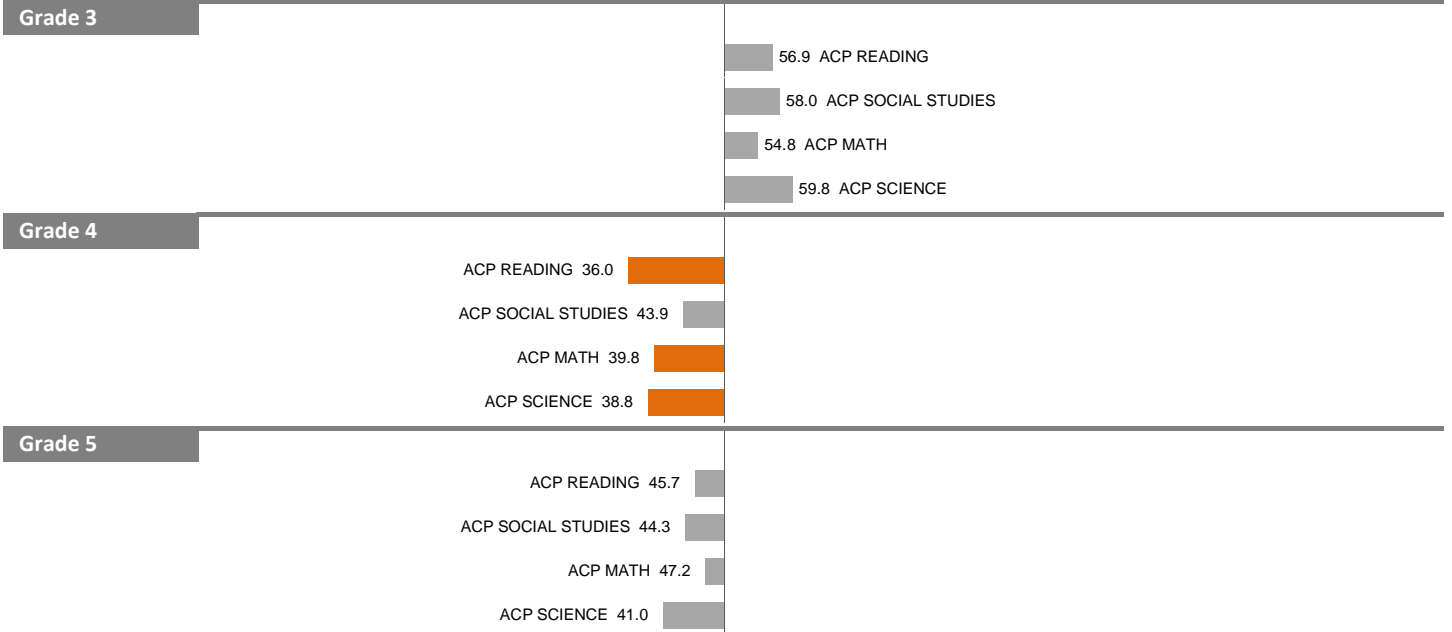
2013-14 DIVISION 2

AEIS Rating: Improvement Required

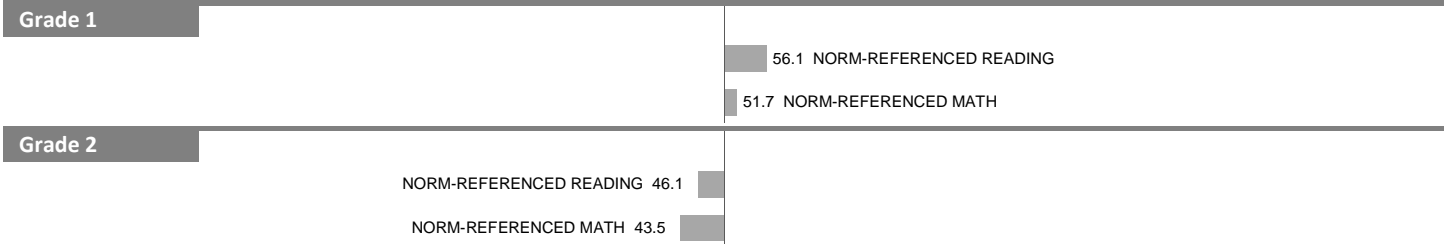
STAAR



Core ACP



Other



NOTES: "Overall SEI" has an average of 50 and standard deviation of 5; the range for an "average" overall SEI is 45 to 55. Component SEIs (e.g. "Grade 5 STAAR READING" or "PSAT WRITING") each have an average of 50 and standard deviation of 10; the range for an "average" component SEI is 40 to 60. Component SEIs are computed only if at least eight students are included.


2012-13 School Effectiveness Index (SEI) Detail

286-LEE A. MCSHAN, JR.

2013-14 DIVISION 2

Overall SEI: 53.9

AEIS Rating: Met Standard



NOTES: "Overall SEI" has an average of 50 and standard deviation of 5; the range for an "average" overall SEI is 45 to 55. Component SEIs (e.g. "Grade 5 STAAR READING" or "PSAT WRITING") each have an average of 50 and standard deviation of 10; the range for an "average" component SEI is 40 to 60. Component SEIs are computed only if at least eight students are included.


2012-13 School Effectiveness Index (SEI) Detail

304–GEORGE H.W. BUSH

2013-14 DIVISION 2

Overall SEI: 56.2

AEIS Rating: Met Standard



NOTES: "Overall SEI" has an average of 50 and standard deviation of 5; the range for an "average" overall SEI is 45 to 55. Component SEIs (e.g. "Grade 5 STAAR READING" or "PSAT WRITING") each have an average of 50 and standard deviation of 10; the range for an "average" component SEI is 40 to 60. Component SEIs are computed only if at least eight students are included.