

2012-13 School Effectiveness Index (SEI) Detail

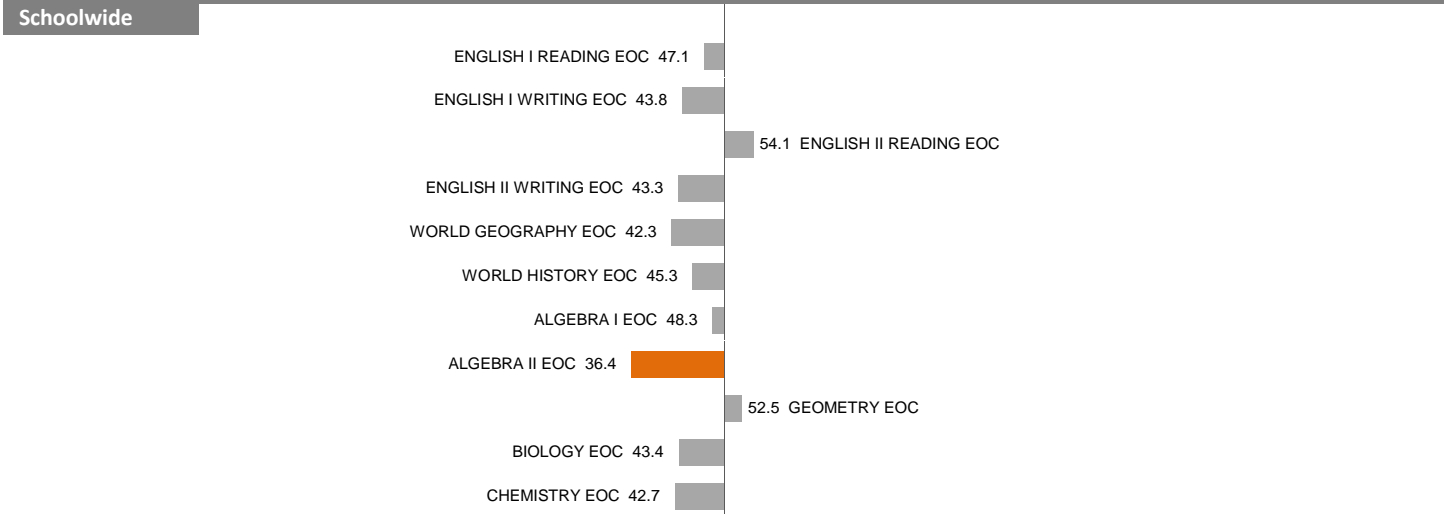
7-THOMAS JEFFERSON

2013-14 DIVISION 1

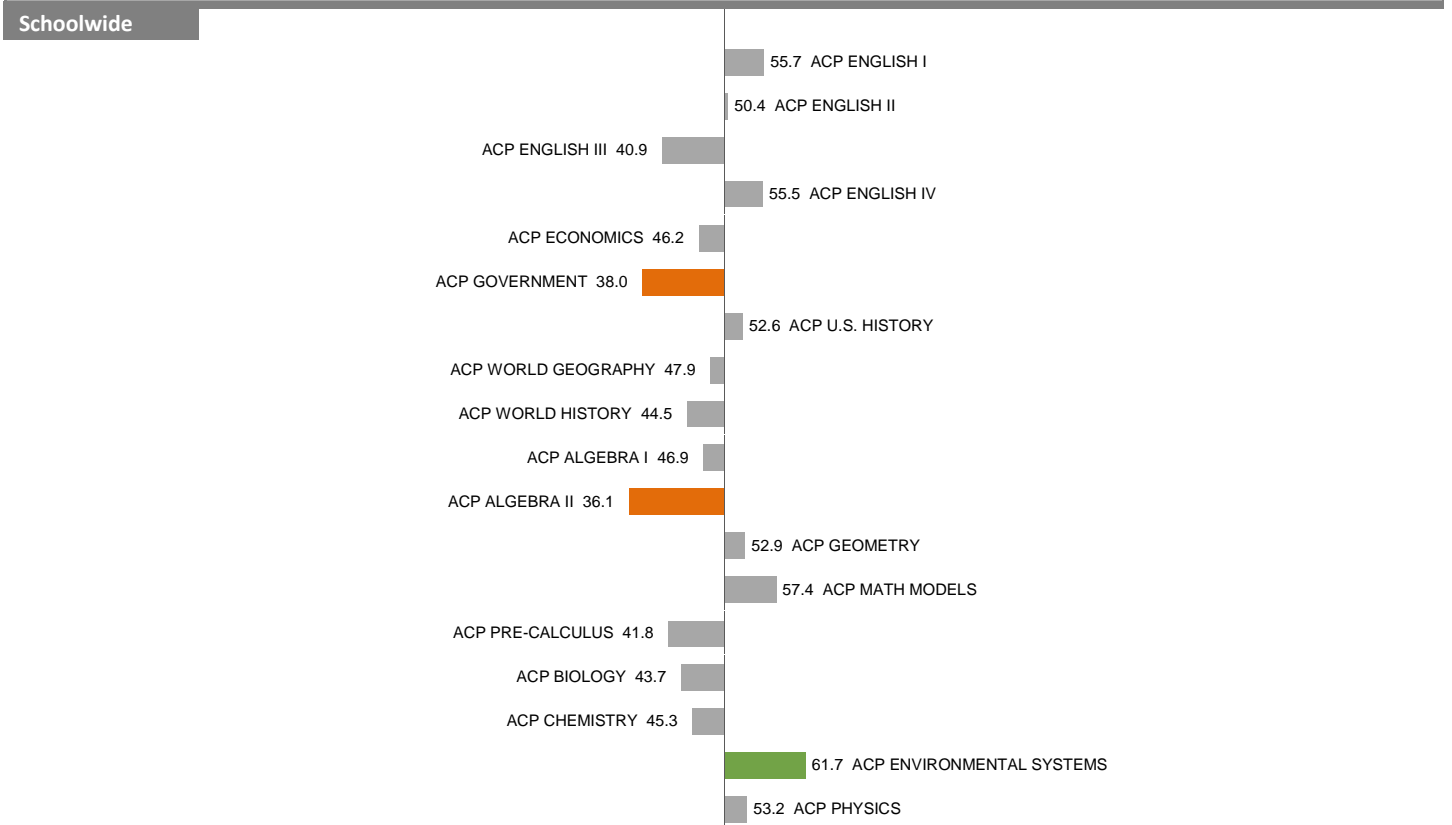
Overall SEI: 46.0

AEIS Rating: Met Standard

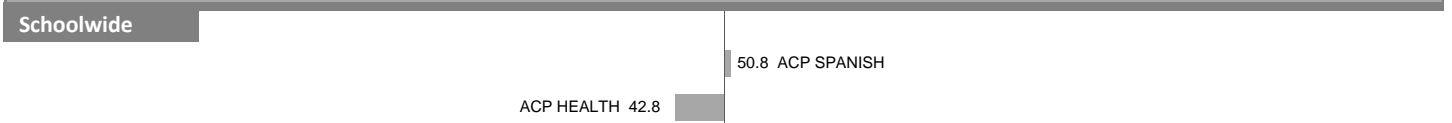
STAAR



Core ACP



Other ACP



NOTES: "Overall SEI" has an average of 50 and standard deviation of 5; the range for an "average" overall SEI is 45 to 55. Component SEIs (e.g. "Grade 5 STAAR READING" or "PSAT WRITING") each have an average of 50 and standard deviation of 10; the range for an "average" component SEI is 40 to 60. Component SEIs are computed only if at least eight students are included.

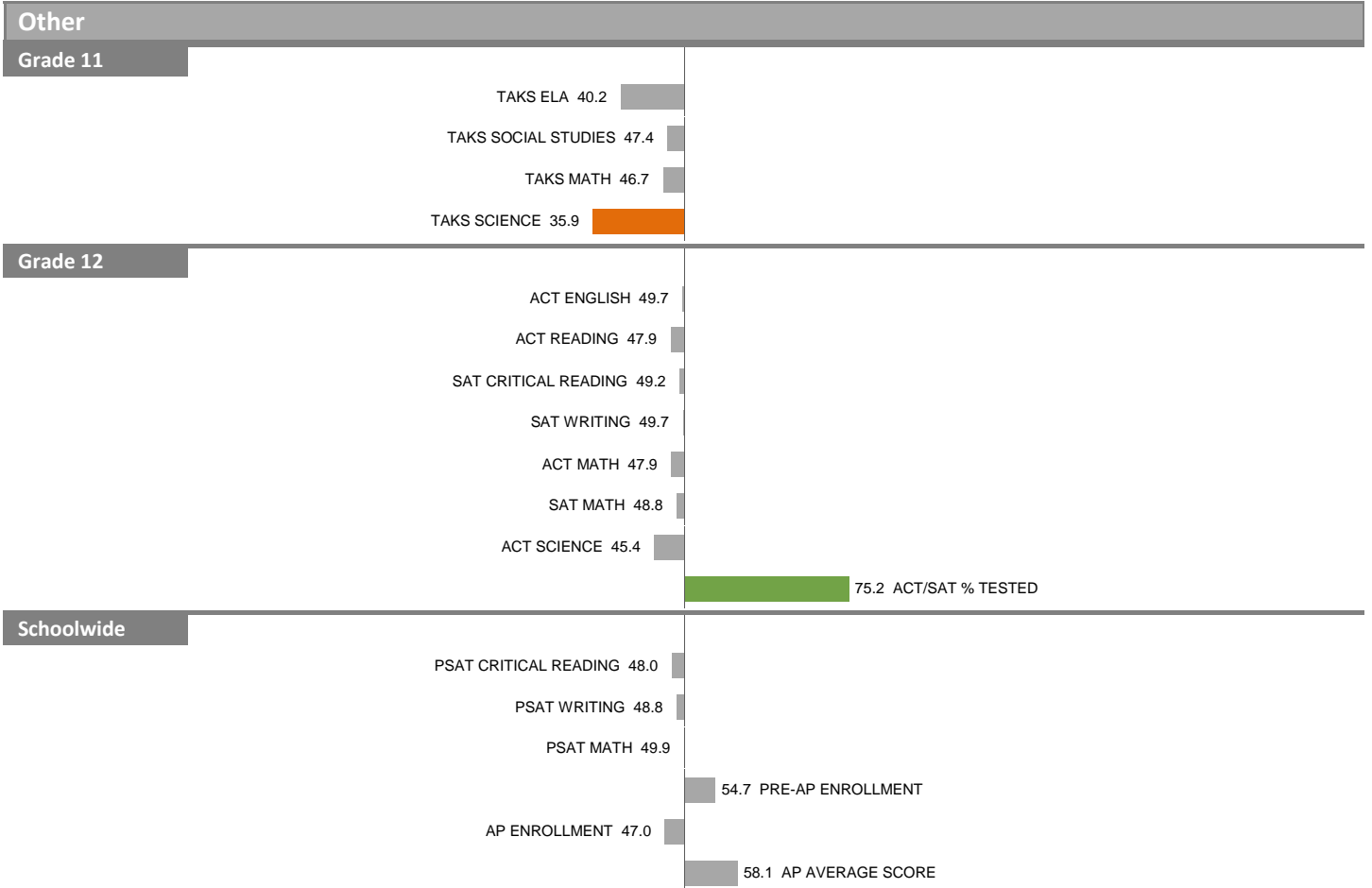
2012-13 School Effectiveness Index (SEI) Detail

7-THOMAS JEFFERSON

2013-14 DIVISION 1

Overall SEI: 46.0

AEIS Rating: Met Standard



NOTES: "Overall SEI" has an average of 50 and standard deviation of 5; the range for an "average" overall SEI is 45 to 55. Component SEIs (e.g. "Grade 5 STAAR READING" or "PSAT WRITING") each have an average of 50 and standard deviation of 10; the range for an "average" component SEI is 40 to 60. Component SEIs are computed only if at least eight students are included.

2012-13 School Effectiveness Index (SEI) Detail

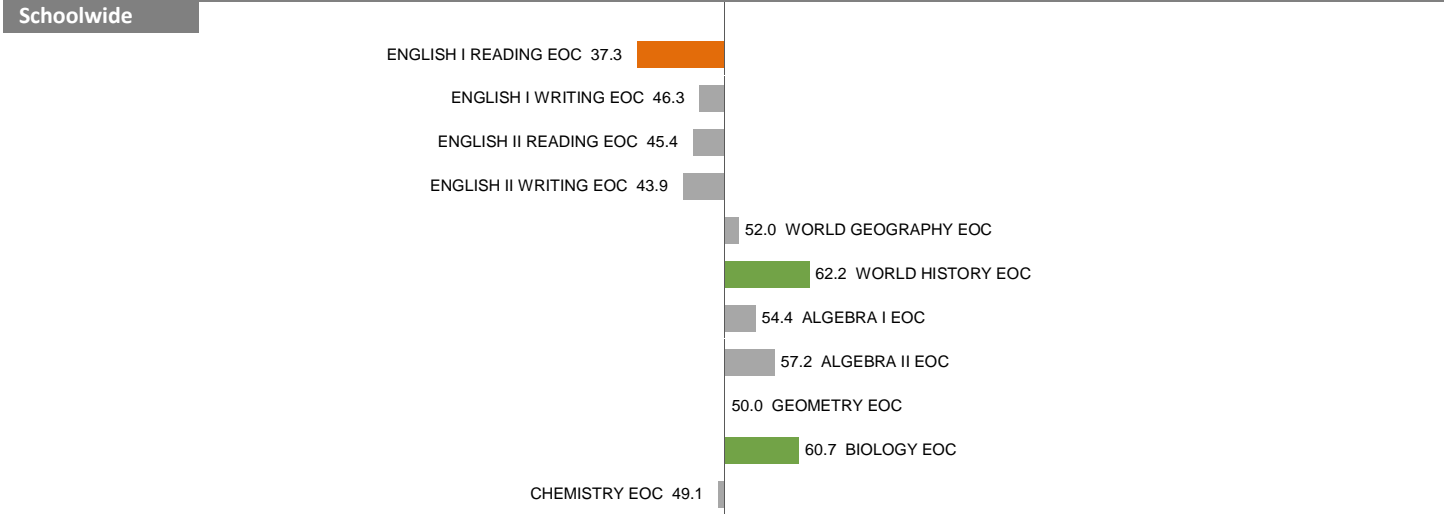
8-JUSTIN F. KIMBALL

2013-14 DIVISION 1

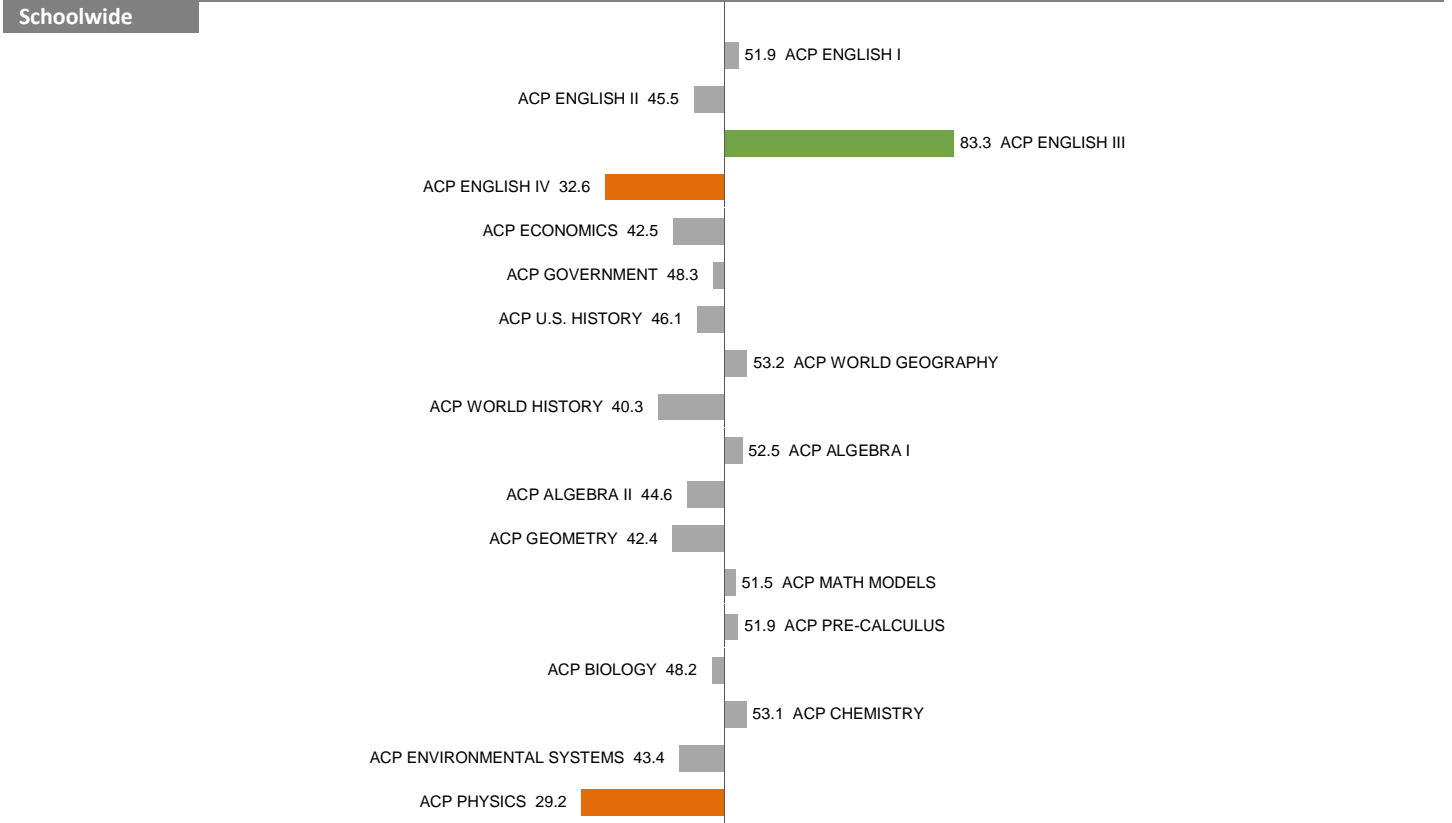
Overall SEI: 50.0

AEIS Rating: Met Standard

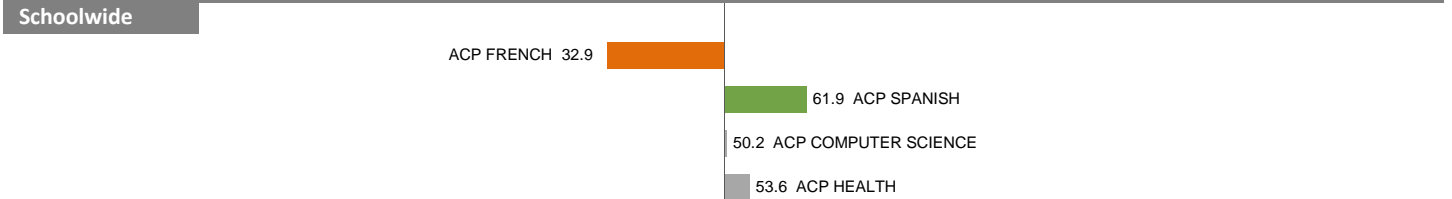
STAAR



Core ACP



Other ACP



NOTES: "Overall SEI" has an average of 50 and standard deviation of 5; the range for an "average" overall SEI is 45 to 55. Component SEIs (e.g. "Grade 5 STAAR READING" or "PSAT WRITING") each have an average of 50 and standard deviation of 10; the range for an "average" component SEI is 40 to 60. Component SEIs are computed only if at least eight students are included.

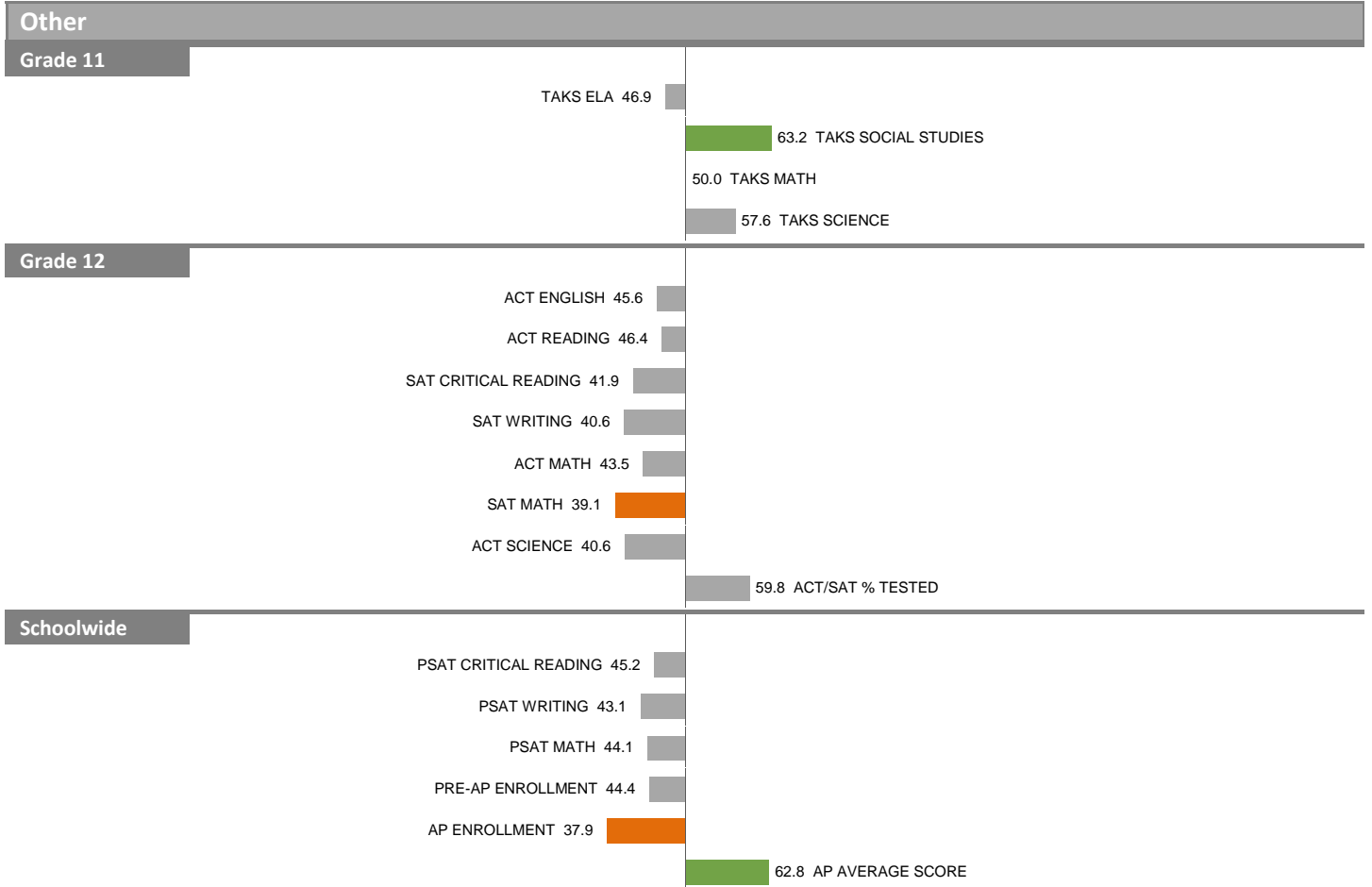
2012-13 School Effectiveness Index (SEI) Detail

8-JUSTIN F. KIMBALL

2013-14 DIVISION 1

Overall SEI: 50.0

AEIS Rating: Met Standard



NOTES: "Overall SEI" has an average of 50 and standard deviation of 5; the range for an "average" overall SEI is 45 to 55. Component SEIs (e.g. "Grade 5 STAAR READING" or "PSAT WRITING") each have an average of 50 and standard deviation of 10; the range for an "average" component SEI is 40 to 60. Component SEIs are computed only if at least eight students are included.

2012-13 School Effectiveness Index (SEI) Detail


18-SUNSET

Overall SEI: 49.0

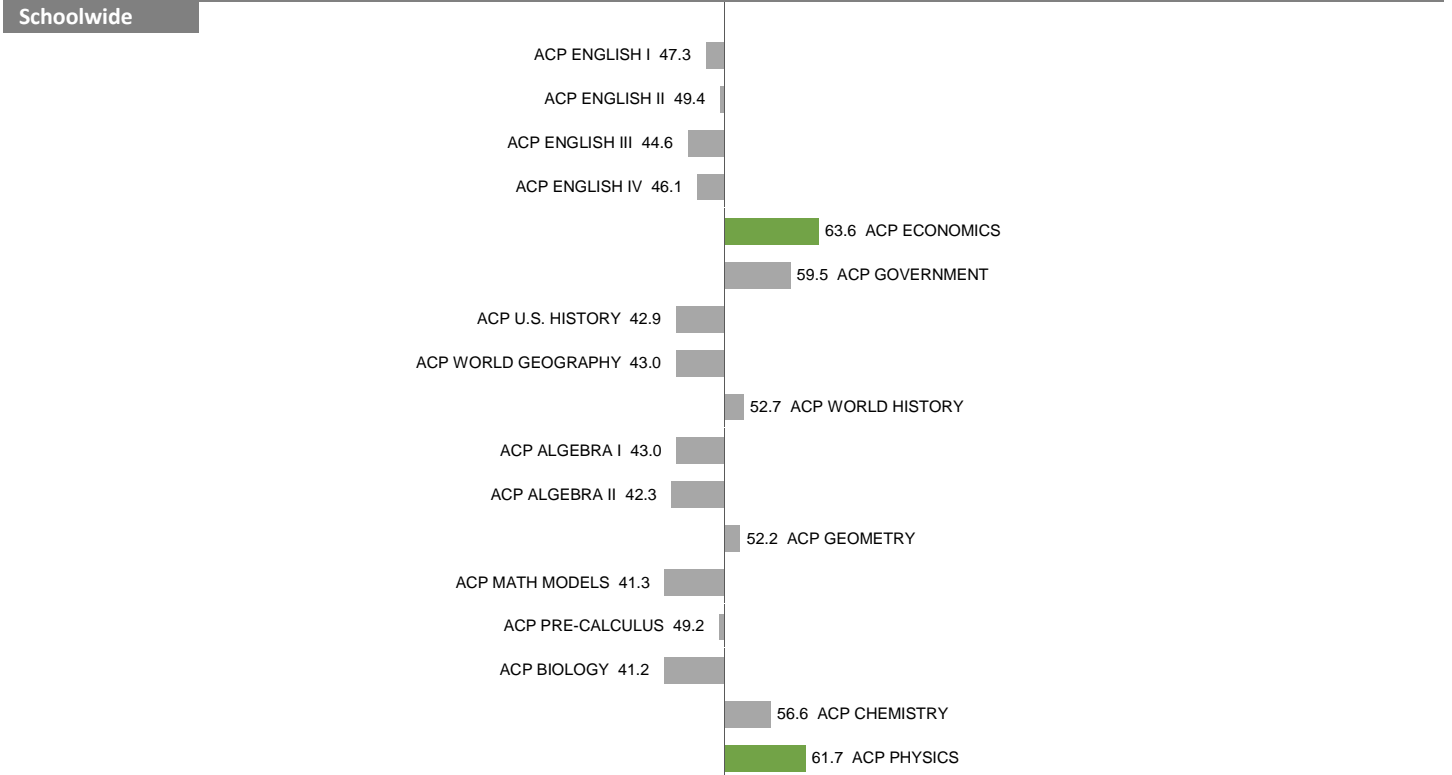
2013-14 DIVISION 1

AEIS Rating: Met Standard

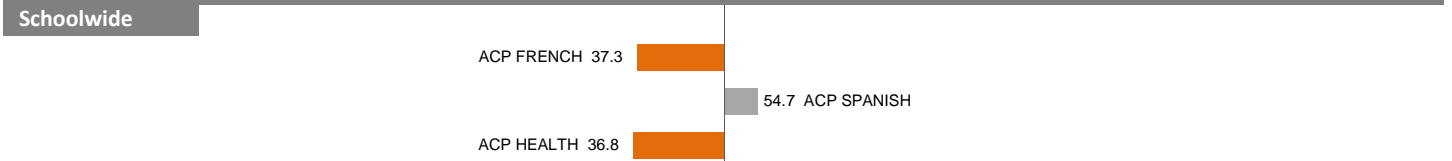
STAAR



Core ACP



Other ACP



NOTES: "Overall SEI" has an average of 50 and standard deviation of 5; the range for an "average" overall SEI is 45 to 55. Component SEIs (e.g. "Grade 5 STAAR READING" or "PSAT WRITING") each have an average of 50 and standard deviation of 10; the range for an "average" component SEI is 40 to 60. Component SEIs are computed only if at least eight students are included.

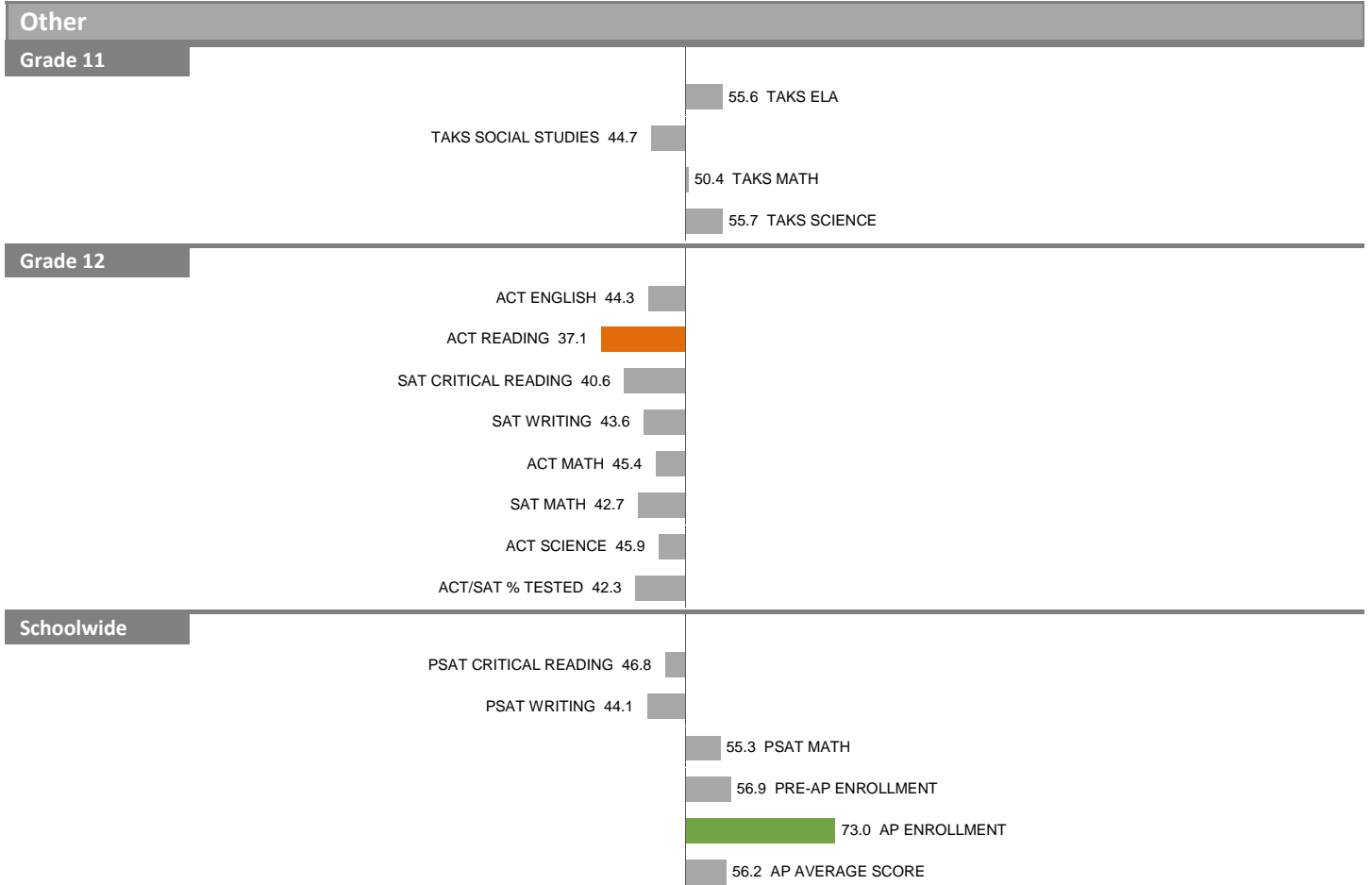
2012-13 School Effectiveness Index (SEI) Detail

18-SUNSET

Overall SEI: 49.0

2013-14 DIVISION 1

AEIS Rating: Met Standard



NOTES: "Overall SEI" has an average of 50 and standard deviation of 5; the range for an "average" overall SEI is 45 to 55. Component SEIs (e.g. "Grade 5 STAAR READING" or "PSAT WRITING") each have an average of 50 and standard deviation of 10; the range for an "average" component SEI is 40 to 60. Component SEIs are computed only if at least eight students are included.

2012-13 School Effectiveness Index (SEI) Detail


23-DAVID W. CARTER

2013-14 DIVISION 1

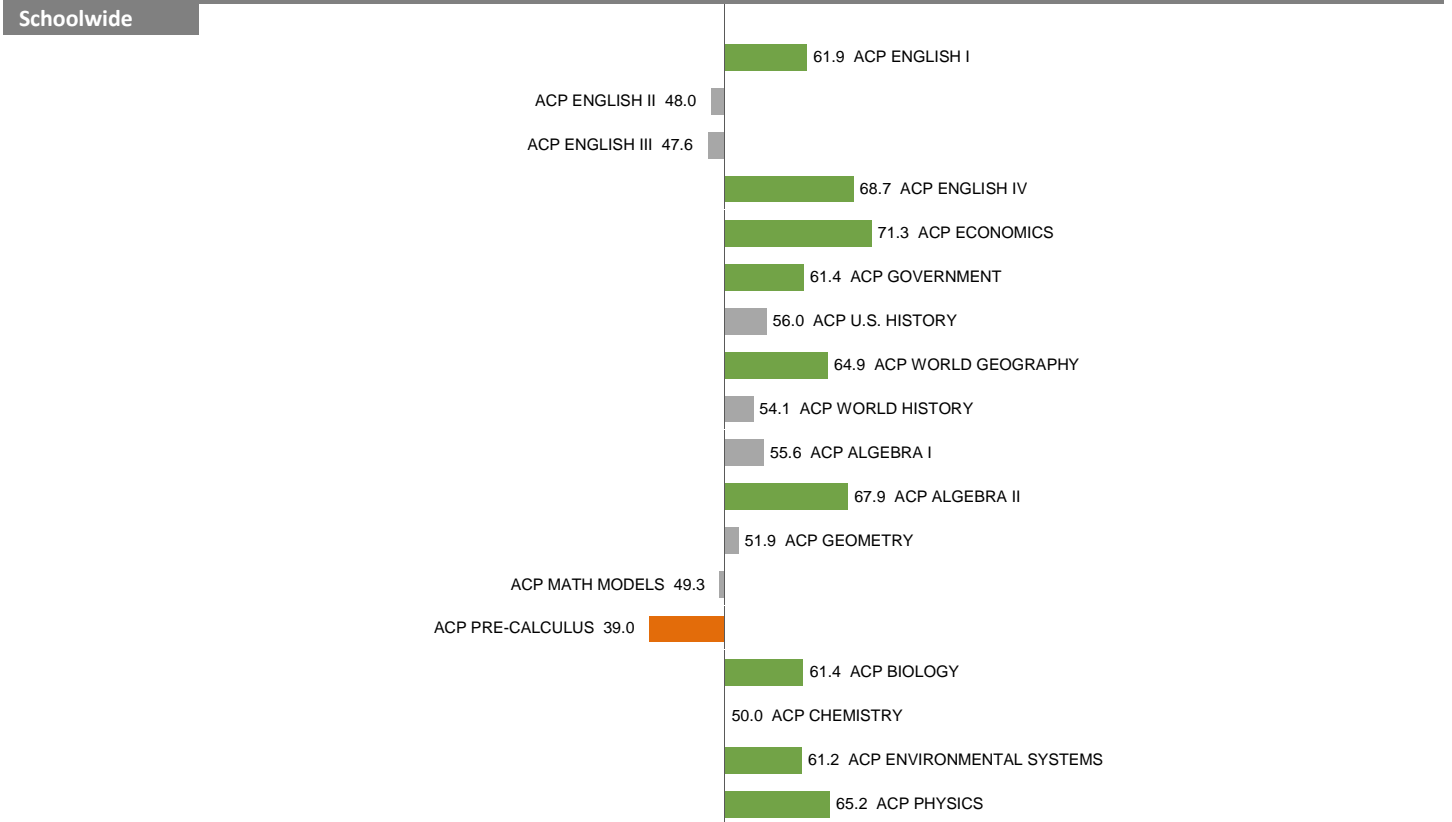
Overall SEI: 52.2

AEIS Rating: Met Standard


STAAR



Core ACP



Other ACP



NOTES: "Overall SEI" has an average of 50 and standard deviation of 5; the range for an "average" overall SEI is 45 to 55. Component SEIs (e.g. "Grade 5 STAAR READING" or "PSAT WRITING") each have an average of 50 and standard deviation of 10; the range for an "average" component SEI is 40 to 60. Component SEIs are computed only if at least eight students are included.

2012-13 School Effectiveness Index (SEI) Detail

23-DAVID W. CARTER

2013-14 DIVISION 1

Overall SEI: 52.2

AEIS Rating: Met Standard



NOTES: "Overall SEI" has an average of 50 and standard deviation of 5; the range for an "average" overall SEI is 45 to 55. Component SEIs (e.g. "Grade 5 STAAR READING" or "PSAT WRITING") each have an average of 50 and standard deviation of 10; the range for an "average" component SEI is 40 to 60. Component SEIs are computed only if at least eight students are included.

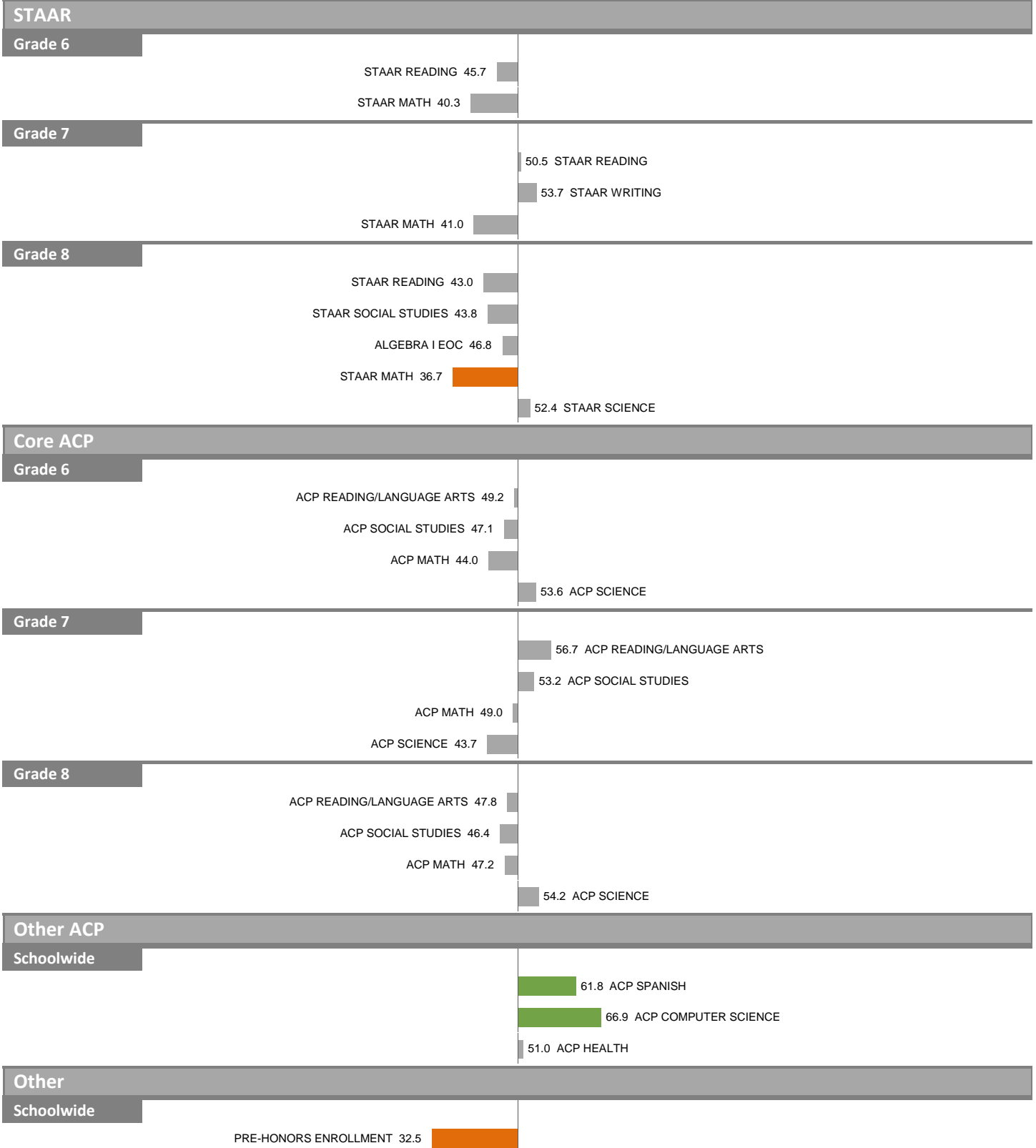
2012-13 School Effectiveness Index (SEI) Detail

42-WILLIAM H. ATWELL

Overall SEI: 48.1

2013-14 DIVISION 1

AEIS Rating: Met Standard



NOTES: "Overall SEI" has an average of 50 and standard deviation of 5; the range for an "average" overall SEI is 45 to 55. Component SEIs (e.g. "Grade 5 STAAR READING" or "PSAT WRITING") each have an average of 50 and standard deviation of 10; the range for an "average" component SEI is 40 to 60. Component SEIs are computed only if at least eight students are included.

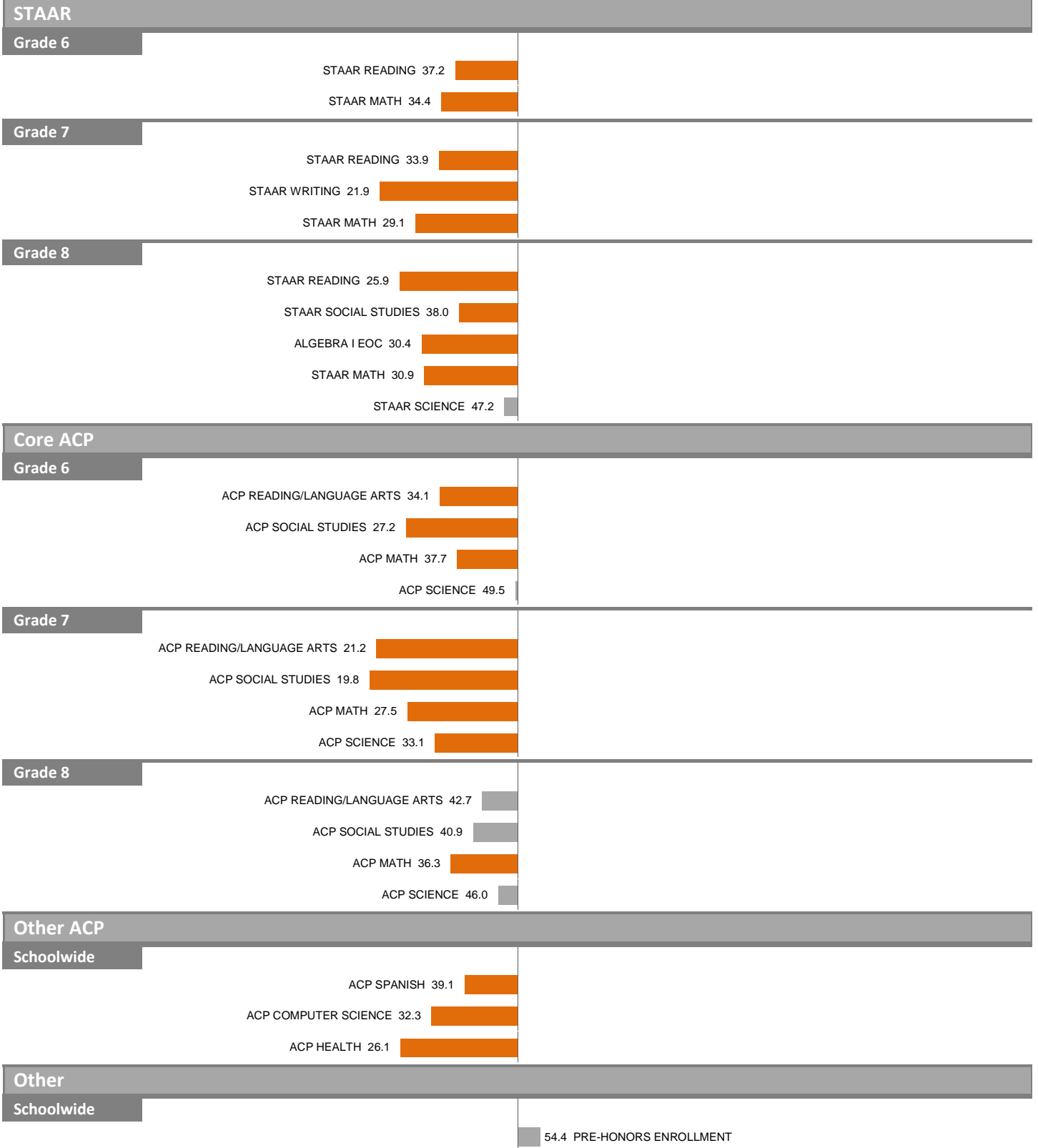
2012-13 School Effectiveness Index (SEI) Detail

43-T.W. BROWNE

Overall SEI: 33.2

2013-14 DIVISION 1

AEIS Rating: Improvement Required



NOTES: "Overall SEI" has an average of 50 and standard deviation of 5; the range for an "average" overall SEI is 45 to 55. Component SEIs (e.g. "Grade 5 STAAR READING" or "PSAT WRITING") each have an average of 50 and standard deviation of 10; the range for an "average" component SEI is 40 to 60. Component SEIs are computed only if at least eight students are included.

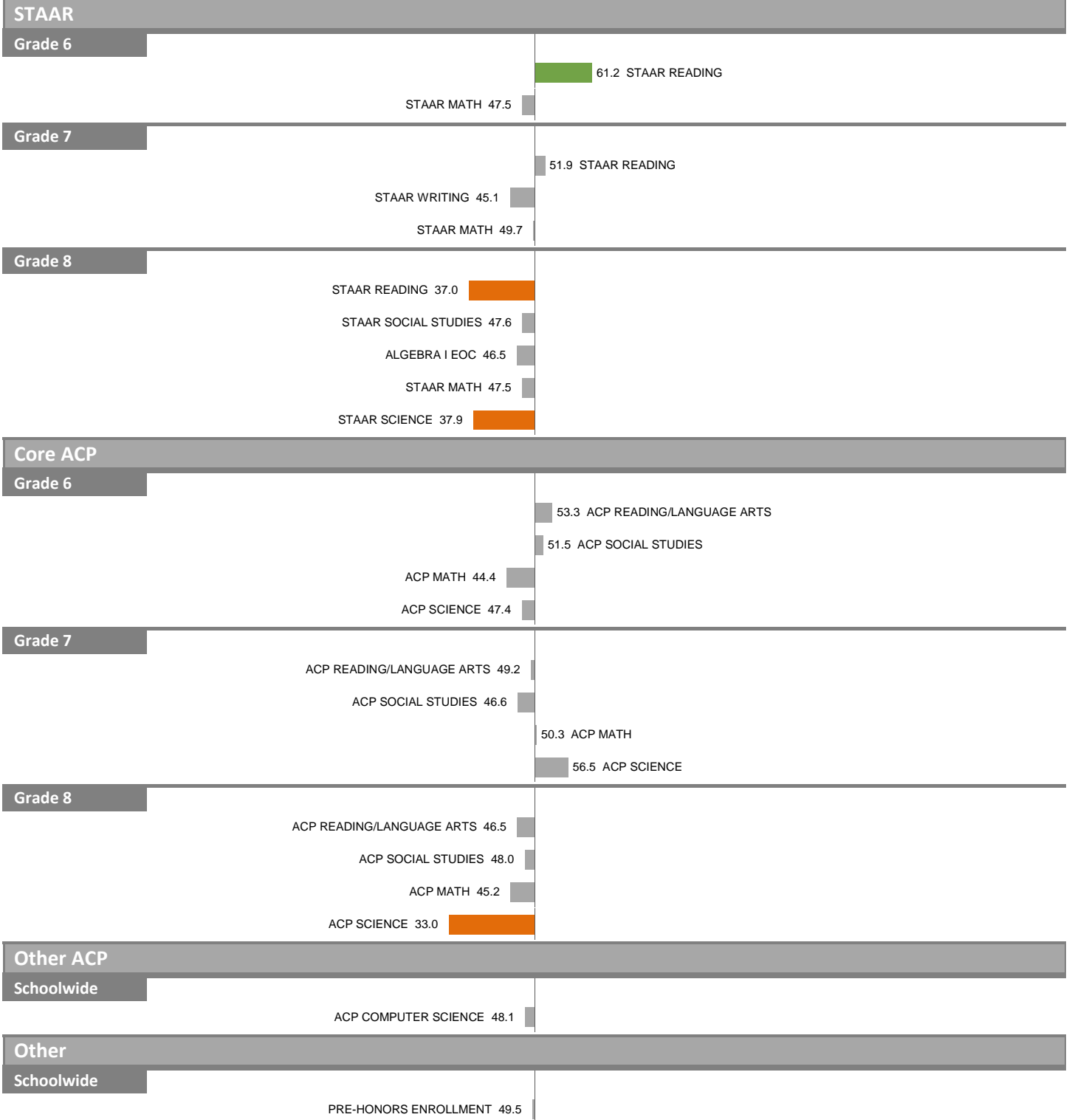
2012-13 School Effectiveness Index (SEI) Detail

44-E.H. CARY

2013-14 DIVISION 1

Overall SEI: 47.6

AEIS Rating: Met Standard

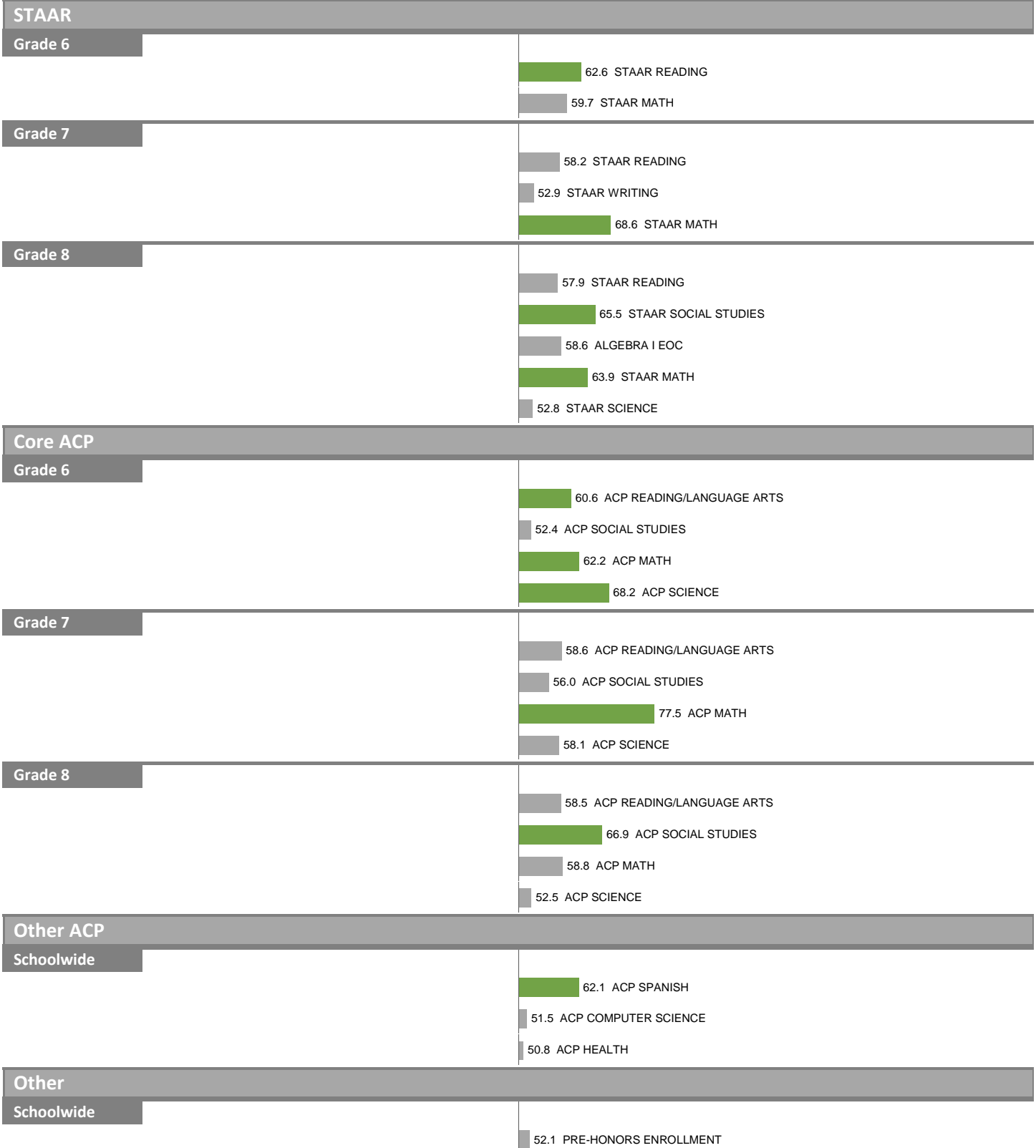


NOTES: "Overall SEI" has an average of 50 and standard deviation of 5; the range for an "average" overall SEI is 45 to 55. Component SEIs (e.g. "Grade 5 STAAR READING" or "PSAT WRITING") each have an average of 50 and standard deviation of 10; the range for an "average" component SEI is 40 to 60. Component SEIs are computed only if at least eight students are included.

2012-13 School Effectiveness Index (SEI) Detail

49–W.E. GREINER
2013-14 DIVISION 1

Overall SEI: 60.0
AEIS Rating: Met Standard



NOTES: "Overall SEI" has an average of 50 and standard deviation of 5; the range for an "average" overall SEI is 45 to 55. Component SEIs (e.g. "Grade 5 STAAR READING" or "PSAT WRITING") each have an average of 50 and standard deviation of 10; the range for an "average" component SEI is 40 to 60. Component SEIs are computed only if at least eight students are included.

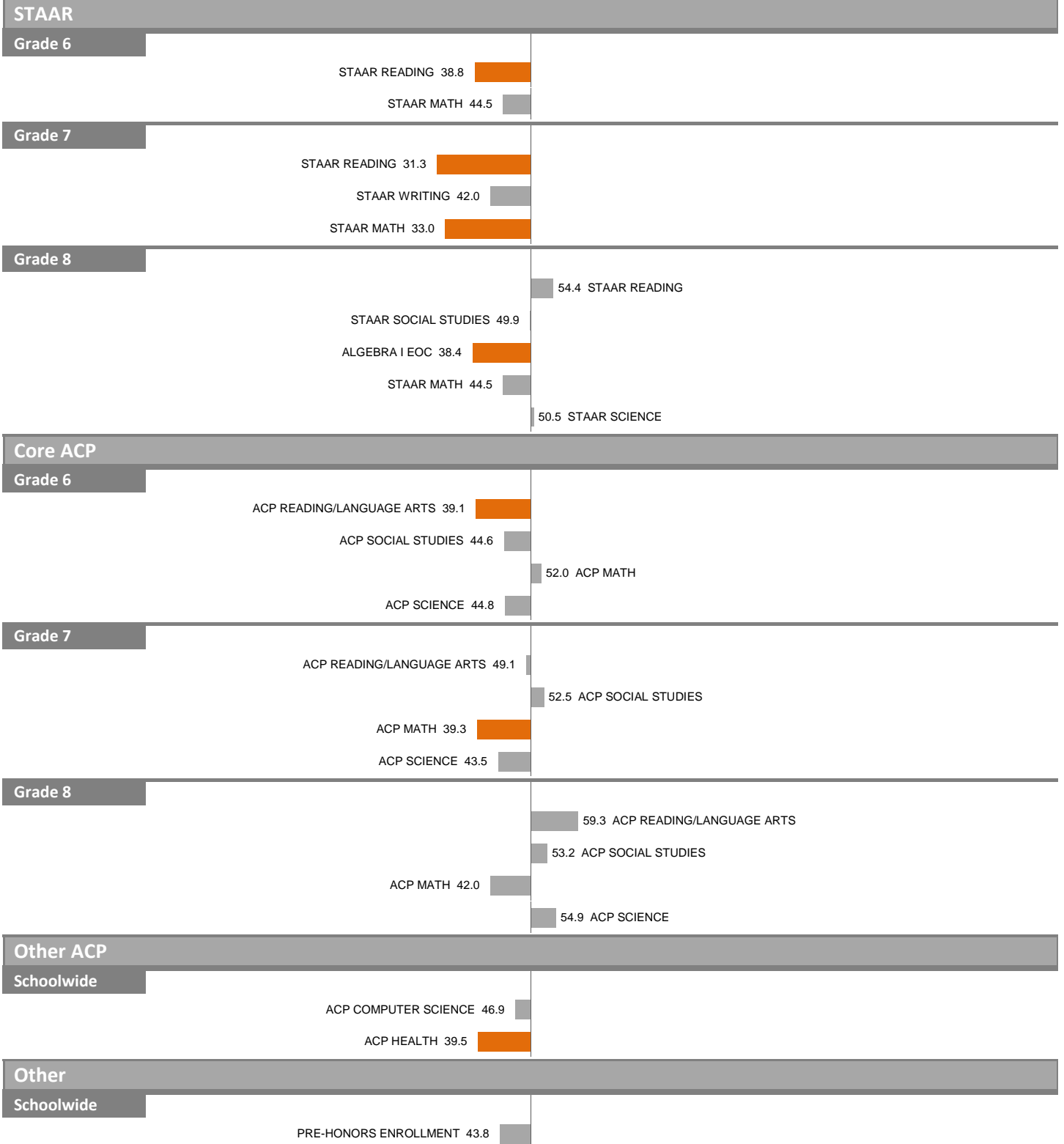
2012-13 School Effectiveness Index (SEI) Detail

68—RAUL QUINTANILLA, SR.

2013-14 DIVISION 1

Overall SEI: 46.2

AEIS Rating: Met Standard



NOTES: "Overall SEI" has an average of 50 and standard deviation of 5; the range for an "average" overall SEI is 45 to 55. Component SEIs (e.g. "Grade 5 STAAR READING" or "PSAT WRITING") each have an average of 50 and standard deviation of 10; the range for an "average" component SEI is 40 to 60. Component SEIs are computed only if at least eight students are included.


2012-13 School Effectiveness Index (SEI) Detail

73–H.W. LONGFELLOW ACADEMY

Overall SEI: 50.9

2013-14 DIVISION 1 (NO FP)

AEIS Rating: Met Standard



NOTES: "Overall SEI" has an average of 50 and standard deviation of 5; the range for an "average" overall SEI is 45 to 55. Component SEIs (e.g. "Grade 5 STAAR READING" or "PSAT WRITING") each have an average of 50 and standard deviation of 10; the range for an "average" component SEI is 40 to 60. Component SEIs are computed only if at least eight students are included.


2012-13 School Effectiveness Index (SEI) Detail

79-FRANCISCO F. "PANCHO" MEDRANO

Overall SEI: 47.2

2013-14 DIVISION 1

AEIS Rating: Met Standard



NOTES: "Overall SEI" has an average of 50 and standard deviation of 5; the range for an "average" overall SEI is 45 to 55. Component SEIs (e.g. "Grade 5 STAAR READING" or "PSAT WRITING") each have an average of 50 and standard deviation of 10; the range for an "average" component SEI is 40 to 60. Component SEIs are computed only if at least eight students are included.

2012-13 School Effectiveness Index (SEI) Detail

100–ZAN WESLEY HOLMES, JR.

2013-14 DIVISION 1

Overall SEI: 51.3

AEIS Rating: Met Standard



NOTES: "Overall SEI" has an average of 50 and standard deviation of 5; the range for an "average" overall SEI is 45 to 55. Component SEIs (e.g. "Grade 5 STAAR READING" or "PSAT WRITING") each have an average of 50 and standard deviation of 10; the range for an "average" component SEI is 40 to 60. Component SEIs are computed only if at least eight students are included.


2012-13 School Effectiveness Index (SEI) Detail

116-DAVID G. BURNET

2013-14 DIVISION 1

Overall SEI: 53.9

AEIS Rating: Met Standard



NOTES: "Overall SEI" has an average of 50 and standard deviation of 5; the range for an "average" overall SEI is 45 to 55. Component SEIs (e.g. "Grade 5 STAAR READING" or "PSAT WRITING") each have an average of 50 and standard deviation of 10; the range for an "average" component SEI is 40 to 60. Component SEIs are computed only if at least eight students are included.

2012-13 School Effectiveness Index (SEI) Detail

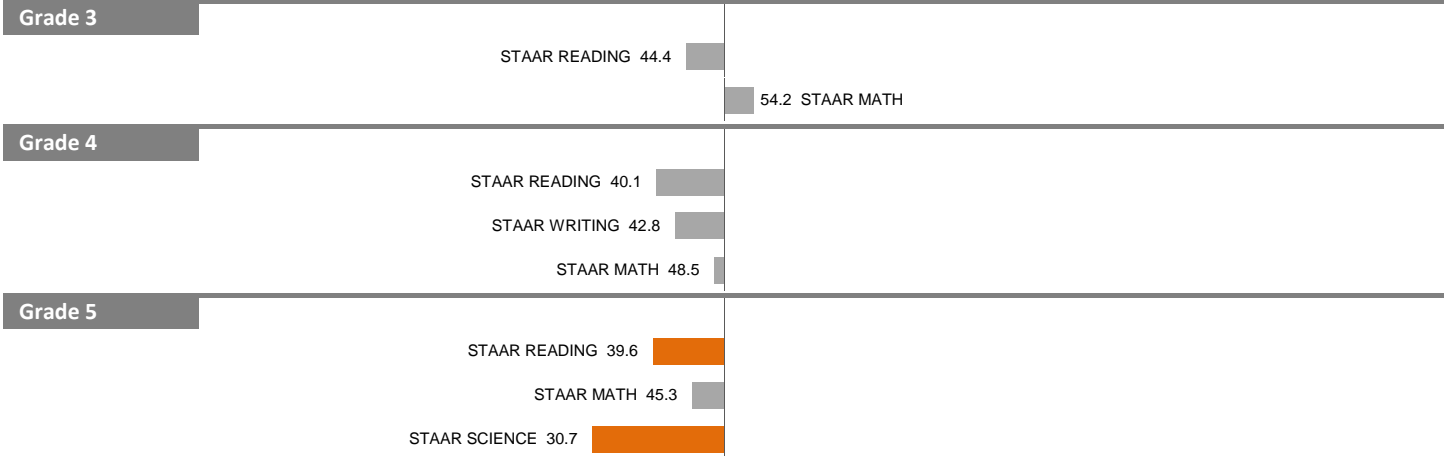
121-JOHN W. CARPENTER

Overall SEI: 41.8

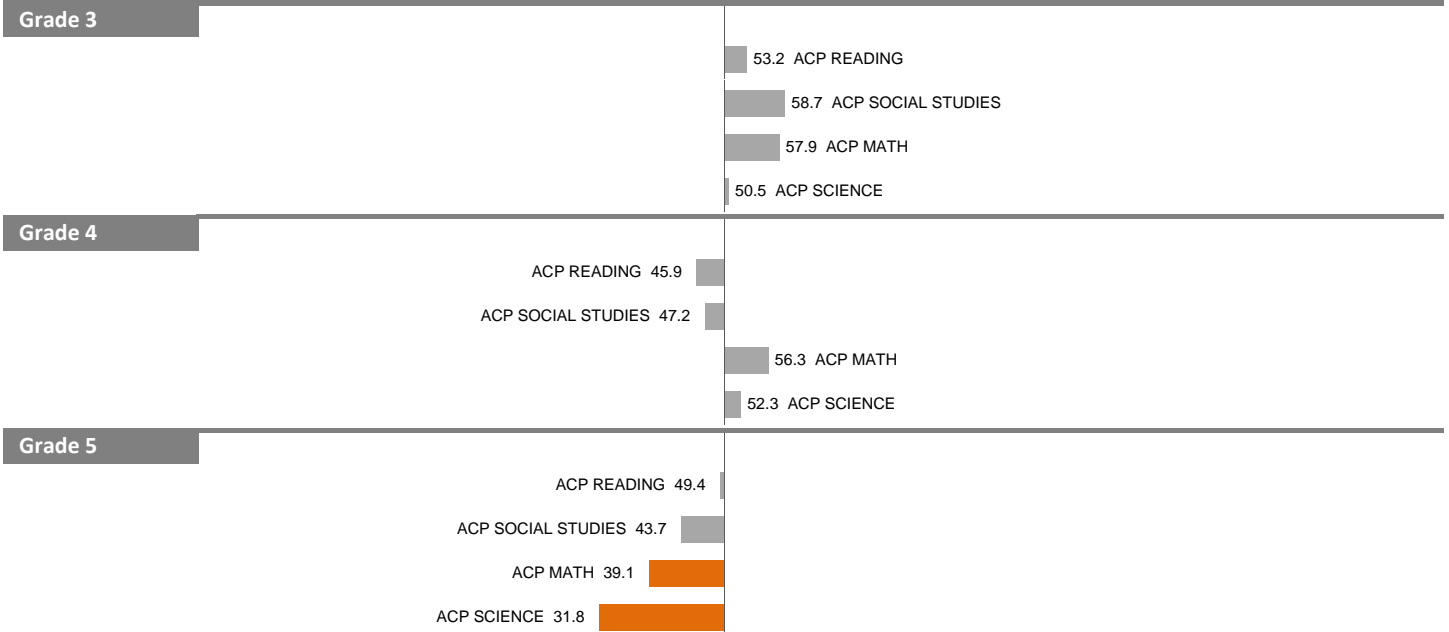
2013-14 DIVISION 1

AEIS Rating: Improvement Required

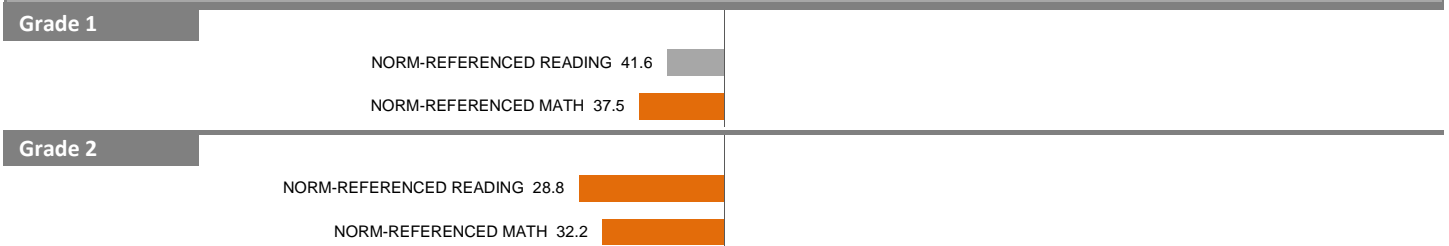
STAAR



Core ACP



Other

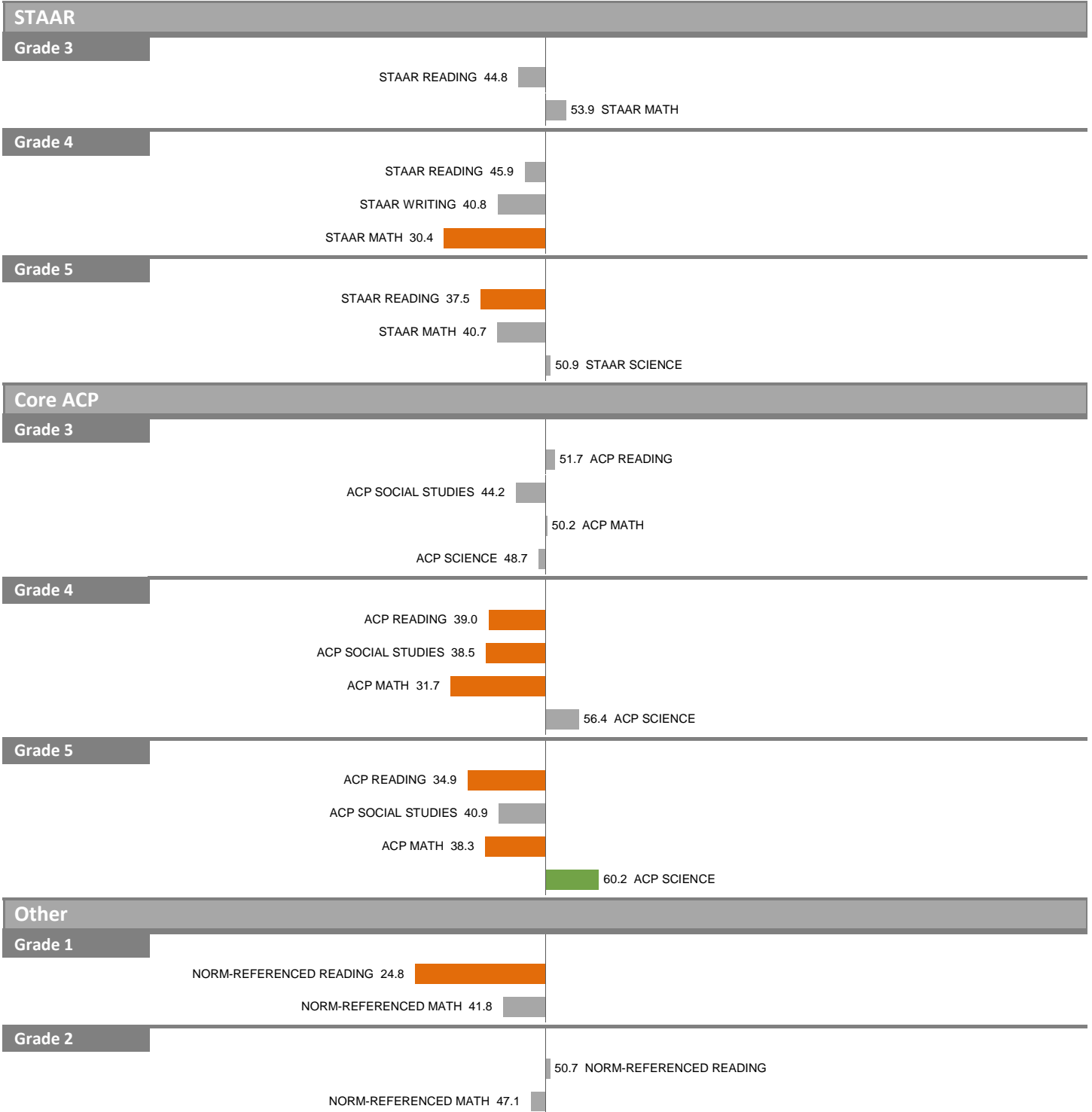


NOTES: "Overall SEI" has an average of 50 and standard deviation of 5; the range for an "average" overall SEI is 45 to 55. Component SEIs (e.g. "Grade 5 STAAR READING" or "PSAT WRITING") each have an average of 50 and standard deviation of 10; the range for an "average" component SEI is 40 to 60. Component SEIs are computed only if at least eight students are included.

2012-13 School Effectiveness Index (SEI) Detail

136-L.O. DONALD
2013-14 DIVISION 1

Overall SEI: 42.5
AEIS Rating: Met Standard



NOTES: "Overall SEI" has an average of 50 and standard deviation of 5; the range for an "average" overall SEI is 45 to 55. Component SEIs (e.g. "Grade 5 STAAR READING" or "PSAT WRITING") each have an average of 50 and standard deviation of 10; the range for an "average" component SEI is 40 to 60. Component SEIs are computed only if at least eight students are included.

2012-13 School Effectiveness Index (SEI) Detail

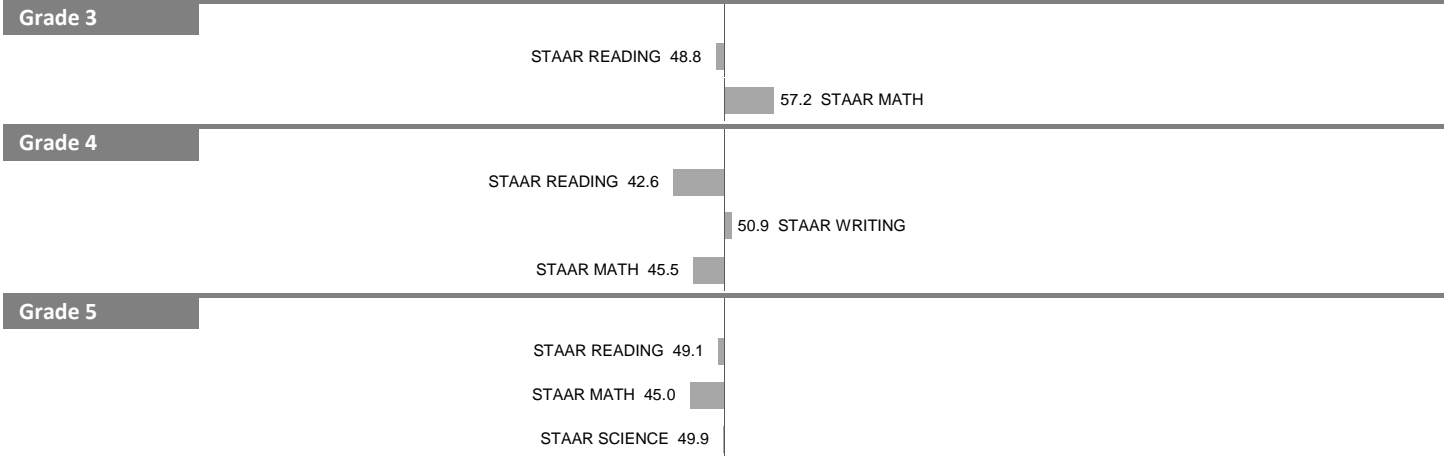
144-TOM W. FIELD

Overall SEI: 48.9

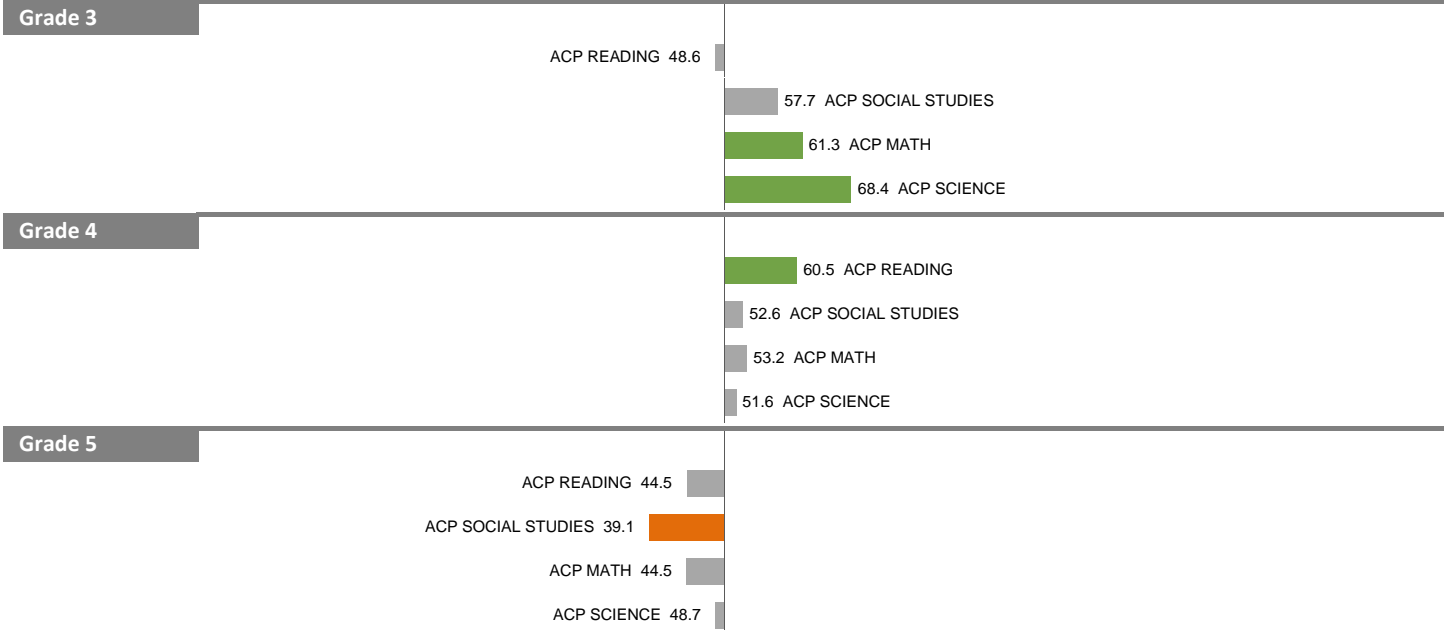
2013-14 DIVISION 1

AEIS Rating: Met Standard

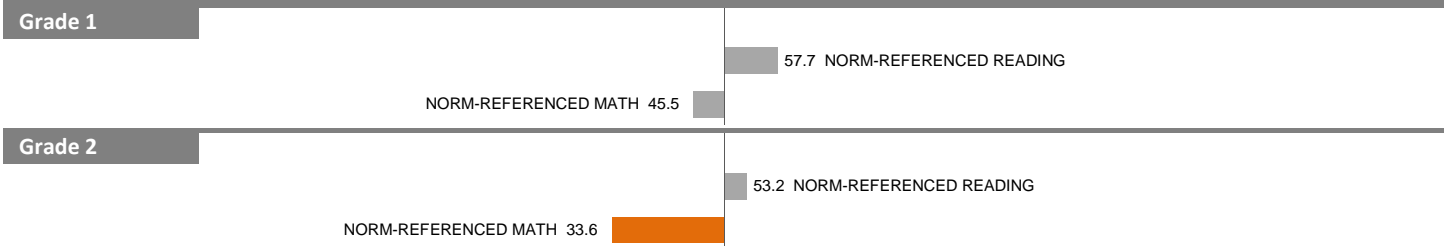
STAAR



Core ACP



Other



NOTES: "Overall SEI" has an average of 50 and standard deviation of 5; the range for an "average" overall SEI is 45 to 55. Component SEIs (e.g. "Grade 5 STAAR READING" or "PSAT WRITING") each have an average of 50 and standard deviation of 10; the range for an "average" component SEI is 40 to 60. Component SEIs are computed only if at least eight students are included.

2012-13 School Effectiveness Index (SEI) Detail

145-STEPHEN C. FOSTER

Overall SEI: 52.0

2013-14 DIVISION 1

AEIS Rating: Met Standard



NOTES: "Overall SEI" has an average of 50 and standard deviation of 5; the range for an "average" overall SEI is 45 to 55. Component SEIs (e.g. "Grade 5 STAAR READING" or "PSAT WRITING") each have an average of 50 and standard deviation of 10; the range for an "average" component SEI is 40 to 60. Component SEIs are computed only if at least eight students are included.


2012-13 School Effectiveness Index (SEI) Detail

149—LENORE KIRK HALL

2013-14 DIVISION 1

Overall SEI: 49.1

AEIS Rating: Met Standard



NOTES: "Overall SEI" has an average of 50 and standard deviation of 5; the range for an "average" overall SEI is 45 to 55. Component SEIs (e.g. "Grade 5 STAAR READING" or "PSAT WRITING") each have an average of 50 and standard deviation of 10; the range for an "average" component SEI is 40 to 60. Component SEIs are computed only if at least eight students are included.


2012-13 School Effectiveness Index (SEI) Detail

152-MARGARET B. HENDERSON

Overall SEI: 52.6

2013-14 DIVISION 1

AEIS Rating: Met Standard



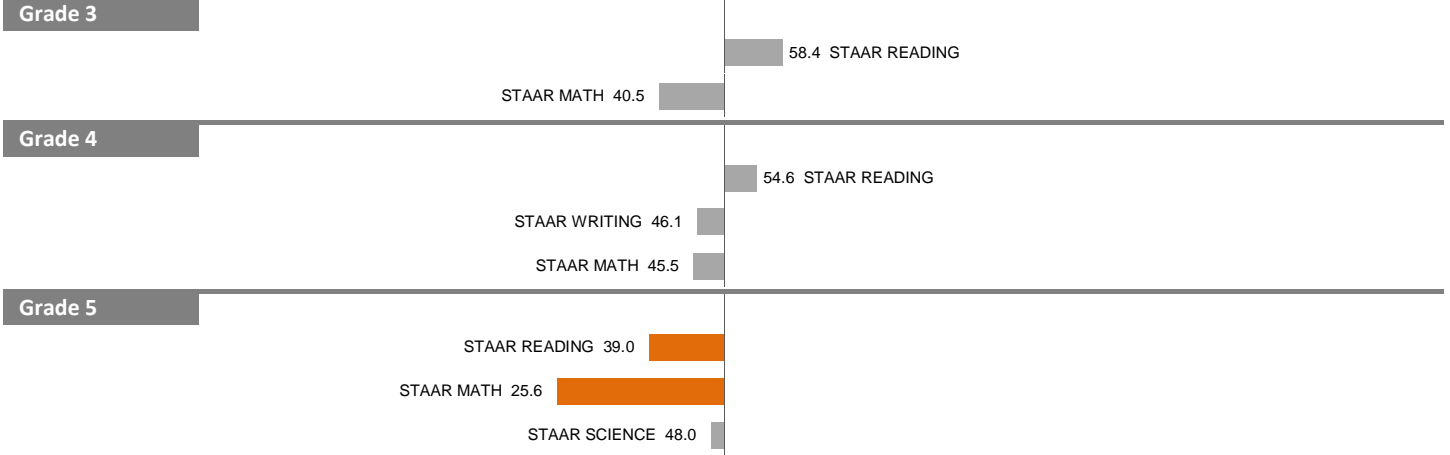
NOTES: "Overall SEI" has an average of 50 and standard deviation of 5; the range for an "average" overall SEI is 45 to 55. Component SEIs (e.g. "Grade 5 STAAR READING" or "PSAT WRITING") each have an average of 50 and standard deviation of 10; the range for an "average" component SEI is 40 to 60. Component SEIs are computed only if at least eight students are included.

2012-13 School Effectiveness Index (SEI) Detail

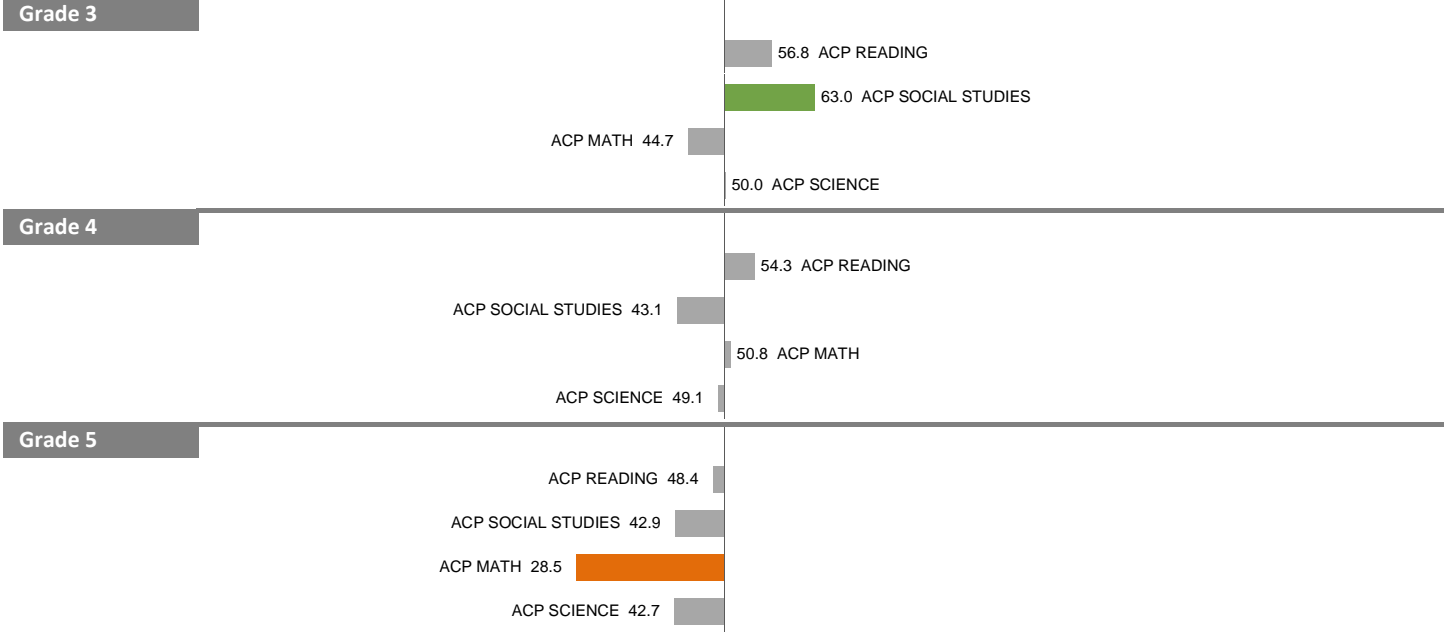
158-LIDA HOOE
2013-14 DIVISION 1

Overall SEI: 45.3
AEIS Rating: Met Standard

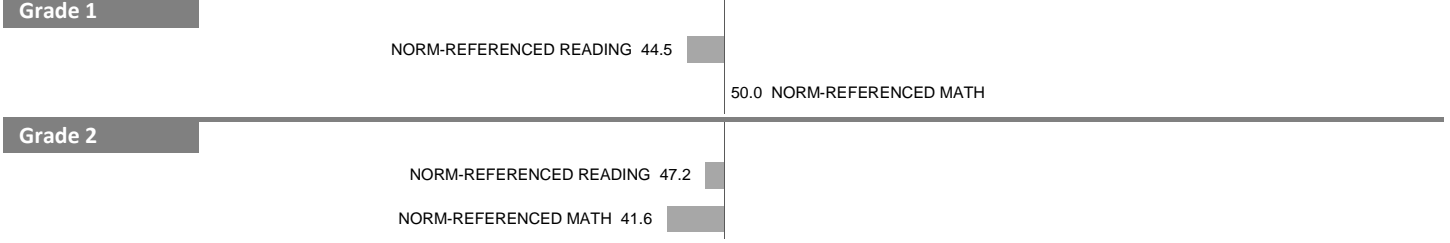
STAAR



Core ACP



Other



NOTES: "Overall SEI" has an average of 50 and standard deviation of 5; the range for an "average" overall SEI is 45 to 55. Component SEIs (e.g. "Grade 5 STAAR READING" or "PSAT WRITING") each have an average of 50 and standard deviation of 10; the range for an "average" component SEI is 40 to 60. Component SEIs are computed only if at least eight students are included.

2012-13 School Effectiveness Index (SEI) Detail


164-ANSON JONES

2013-14 DIVISION 1

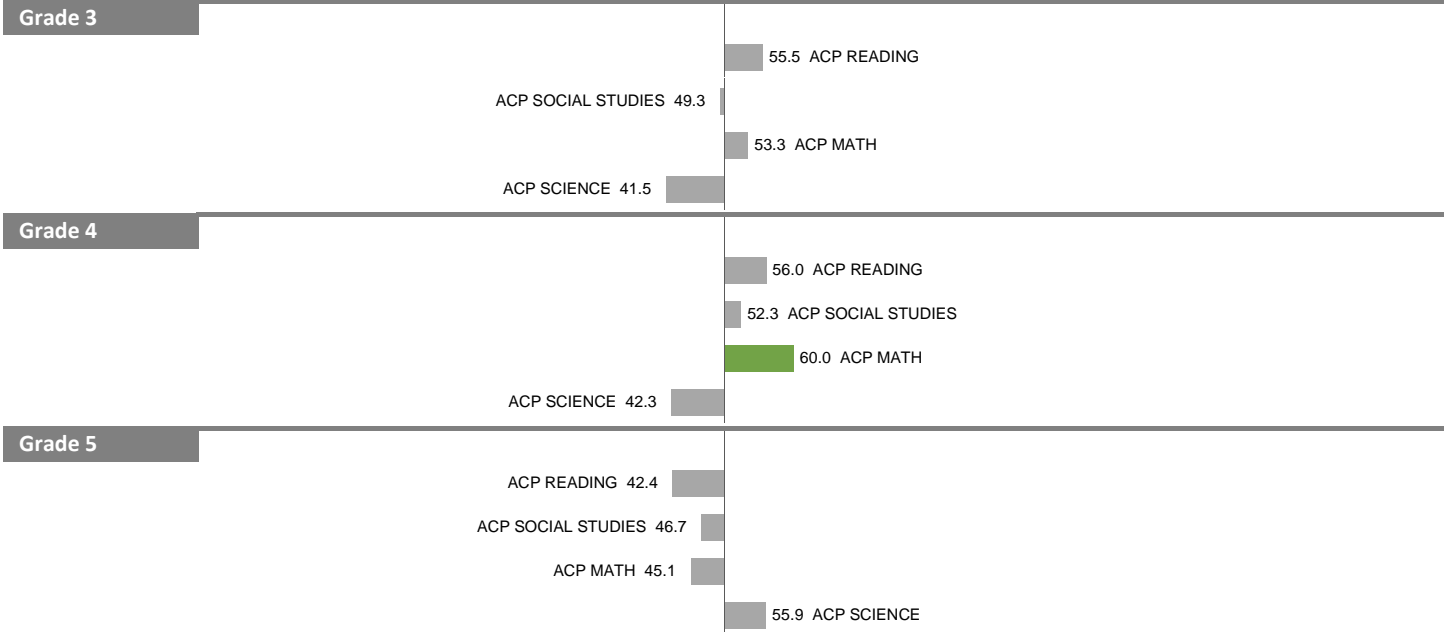
Overall SEI: 49.2

AEIS Rating: Met Standard

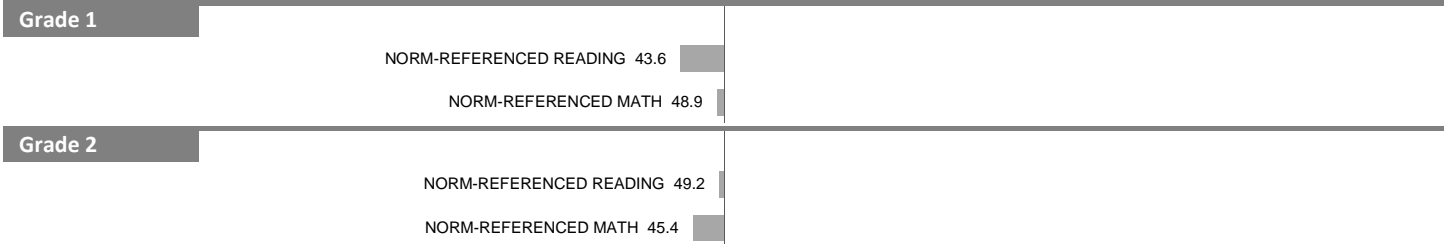
STAAR



Core ACP



Other



NOTES: "Overall SEI" has an average of 50 and standard deviation of 5; the range for an "average" overall SEI is 45 to 55. Component SEIs (e.g. "Grade 5 STAAR READING" or "PSAT WRITING") each have an average of 50 and standard deviation of 10; the range for an "average" component SEI is 40 to 60. Component SEIs are computed only if at least eight students are included.

2012-13 School Effectiveness Index (SEI) Detail

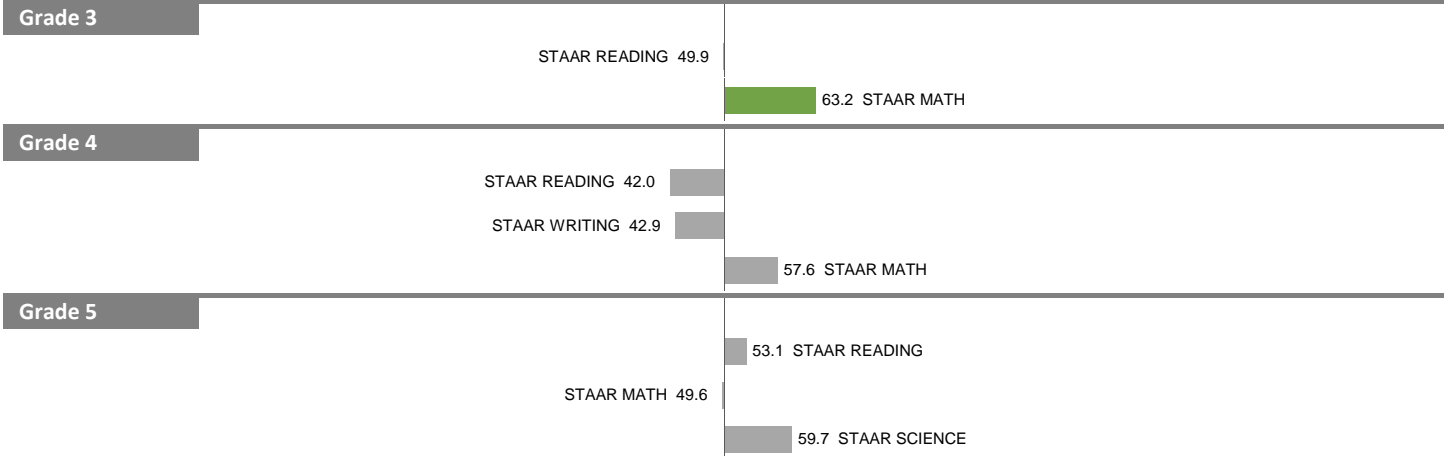
168—OBADIAH KNIGHT

2013-14 DIVISION 1

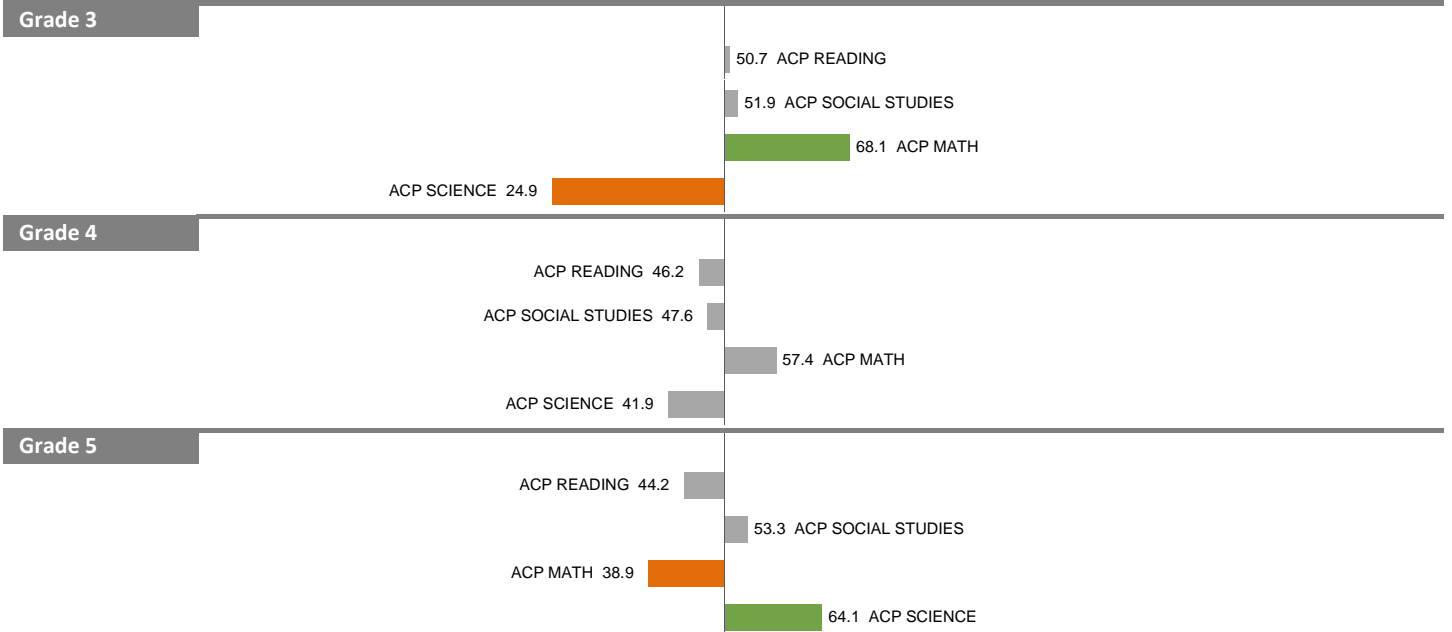
Overall SEI: 50.4

AEIS Rating: Met Standard


STAAR



Core ACP



Other



NOTES: "Overall SEI" has an average of 50 and standard deviation of 5; the range for an "average" overall SEI is 45 to 55. Component SEIs (e.g. "Grade 5 STAAR READING" or "PSAT WRITING") each have an average of 50 and standard deviation of 10; the range for an "average" component SEI is 40 to 60. Component SEIs are computed only if at least eight students are included.


2012-13 School Effectiveness Index (SEI) Detail

172-JIMMIE TYLER BRASHEAR

Overall SEI: 59.5

2013-14 DIVISION 1

AEIS Rating: Met Standard



NOTES: "Overall SEI" has an average of 50 and standard deviation of 5; the range for an "average" overall SEI is 45 to 55. Component SEIs (e.g. "Grade 5 STAAR READING" or "PSAT WRITING") each have an average of 50 and standard deviation of 10; the range for an "average" component SEI is 40 to 60. Component SEIs are computed only if at least eight students are included.

2012-13 School Effectiveness Index (SEI) Detail


175-UMPHREY LEE

2013-14 DIVISION 1

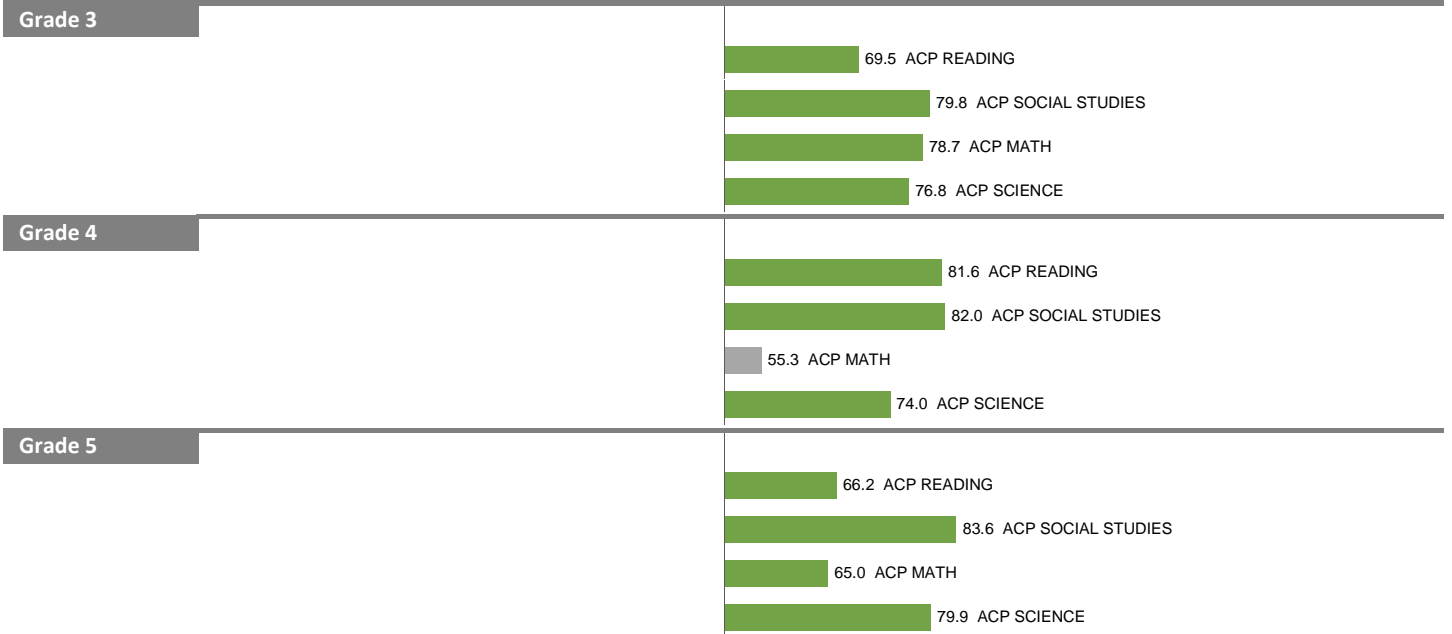
Overall SEI: 64.8

AEIS Rating: Met Standard

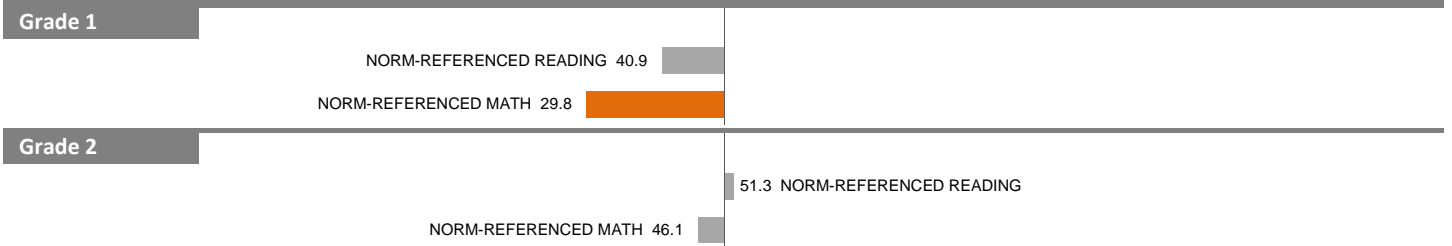
STAAR



Core ACP



Other



NOTES: "Overall SEI" has an average of 50 and standard deviation of 5; the range for an "average" overall SEI is 45 to 55. Component SEIs (e.g. "Grade 5 STAAR READING" or "PSAT WRITING") each have an average of 50 and standard deviation of 10; the range for an "average" component SEI is 40 to 60. Component SEIs are computed only if at least eight students are included.


2012-13 School Effectiveness Index (SEI) Detail

190—GEORGE PEABODY

2013-14 DIVISION 1

Overall SEI: 53.6

AEIS Rating: Met Standard




NOTES: "Overall SEI" has an average of 50 and standard deviation of 5; the range for an "average" overall SEI is 45 to 55. Component SEIs (e.g. "Grade 5 STAAR READING" or "PSAT WRITING") each have an average of 50 and standard deviation of 10; the range for an "average" component SEI is 40 to 60. Component SEIs are computed only if at least eight students are included.

2012-13 School Effectiveness Index (SEI) Detail

194-K.B. POLK
2013-14 DIVISION 1

Overall SEI: 46.6
AEIS Rating: Met Standard



NOTES: "Overall SEI" has an average of 50 and standard deviation of 5; the range for an "average" overall SEI is 45 to 55. Component SEIs (e.g. "Grade 5 STAAR READING" or "PSAT WRITING") each have an average of 50 and standard deviation of 10; the range for an "average" component SEI is 40 to 60. Component SEIs are computed only if at least eight students are included.

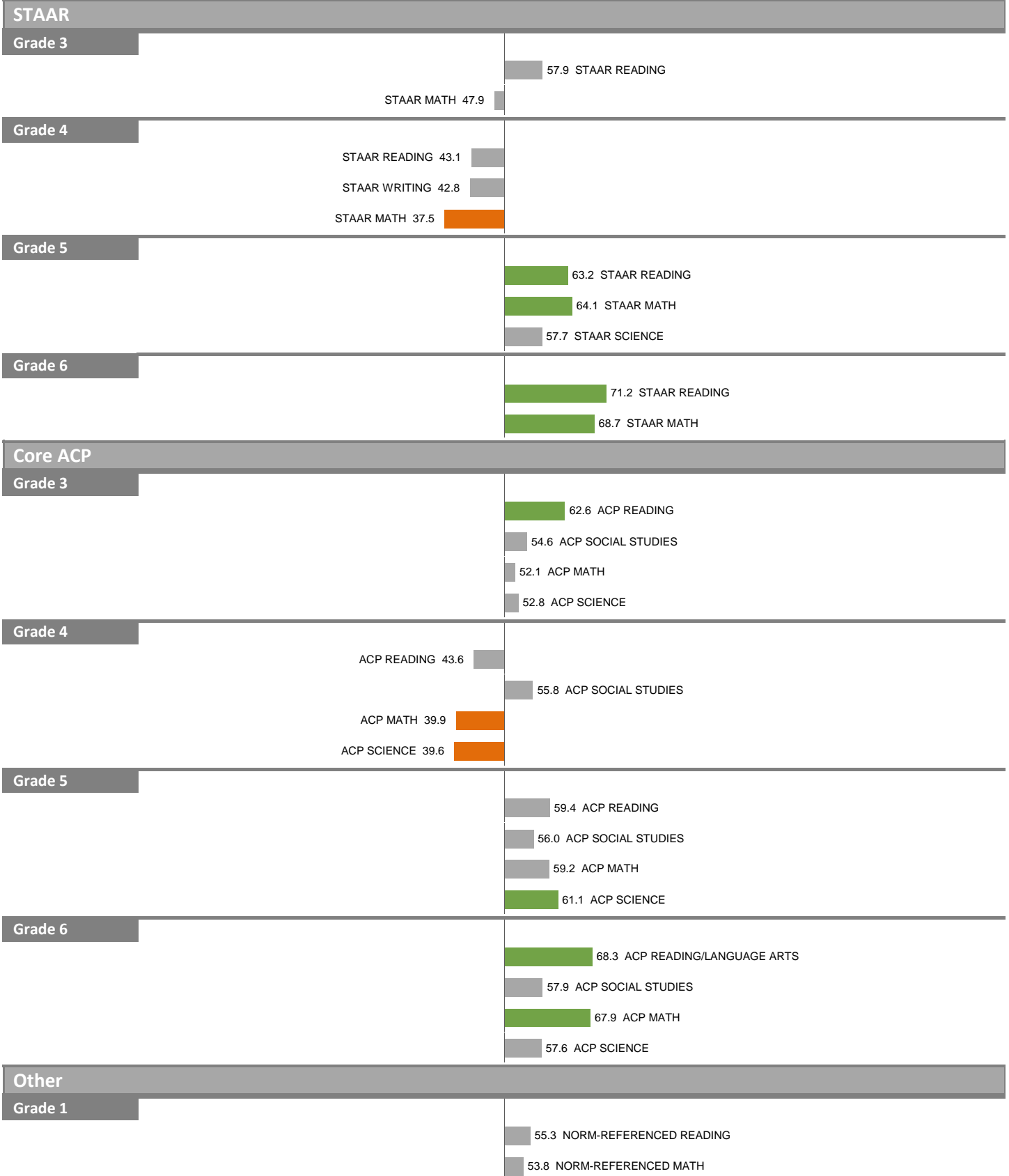
2012-13 School Effectiveness Index (SEI) Detail

288, 204, AND 359—ROSEMONT

Overall SEI: 56.5

2013-14 DIVISION 1

AEIS Rating: Met Standard



NOTES: "Overall SEI" has an average of 50 and standard deviation of 5; the range for an "average" overall SEI is 45 to 55. Component SEIs (e.g. "Grade 5 STAAR READING" or "PSAT WRITING") each have an average of 50 and standard deviation of 10; the range for an "average" component SEI is 40 to 60. Component SEIs are computed only if at least eight students are included.

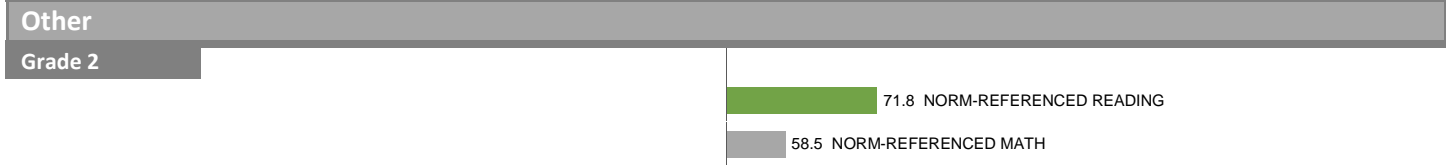
2012-13 School Effectiveness Index (SEI) Detail

288, 204, AND 359—ROSEMONT

Overall SEI: 56.5

2013-14 DIVISION 1

AEIS Rating: Met Standard



NOTES: "Overall SEI" has an average of 50 and standard deviation of 5; the range for an "average" overall SEI is 45 to 55. Component SEIs (e.g. "Grade 5 STAAR READING" or "PSAT WRITING") each have an average of 50 and standard deviation of 10; the range for an "average" component SEI is 40 to 60. Component SEIs are computed only if at least eight students are included.


2012-13 School Effectiveness Index (SEI) Detail

210-LESLIE A. STEMMONS

2013-14 DIVISION 1

Overall SEI: 50.2

AEIS Rating: Met Standard




NOTES: "Overall SEI" has an average of 50 and standard deviation of 5; the range for an "average" overall SEI is 45 to 55. Component SEIs (e.g. "Grade 5 STAAR READING" or "PSAT WRITING") each have an average of 50 and standard deviation of 10; the range for an "average" component SEI is 40 to 60. Component SEIs are computed only if at least eight students are included.

2012-13 School Effectiveness Index (SEI) Detail

213-T.G. TERRY
2013-14 DIVISION 1

Overall SEI: 54.6
AEIS Rating: Met Standard



NOTES: "Overall SEI" has an average of 50 and standard deviation of 5; the range for an "average" overall SEI is 45 to 55. Component SEIs (e.g. "Grade 5 STAAR READING" or "PSAT WRITING") each have an average of 50 and standard deviation of 10; the range for an "average" component SEI is 40 to 60. Component SEIs are computed only if at least eight students are included.

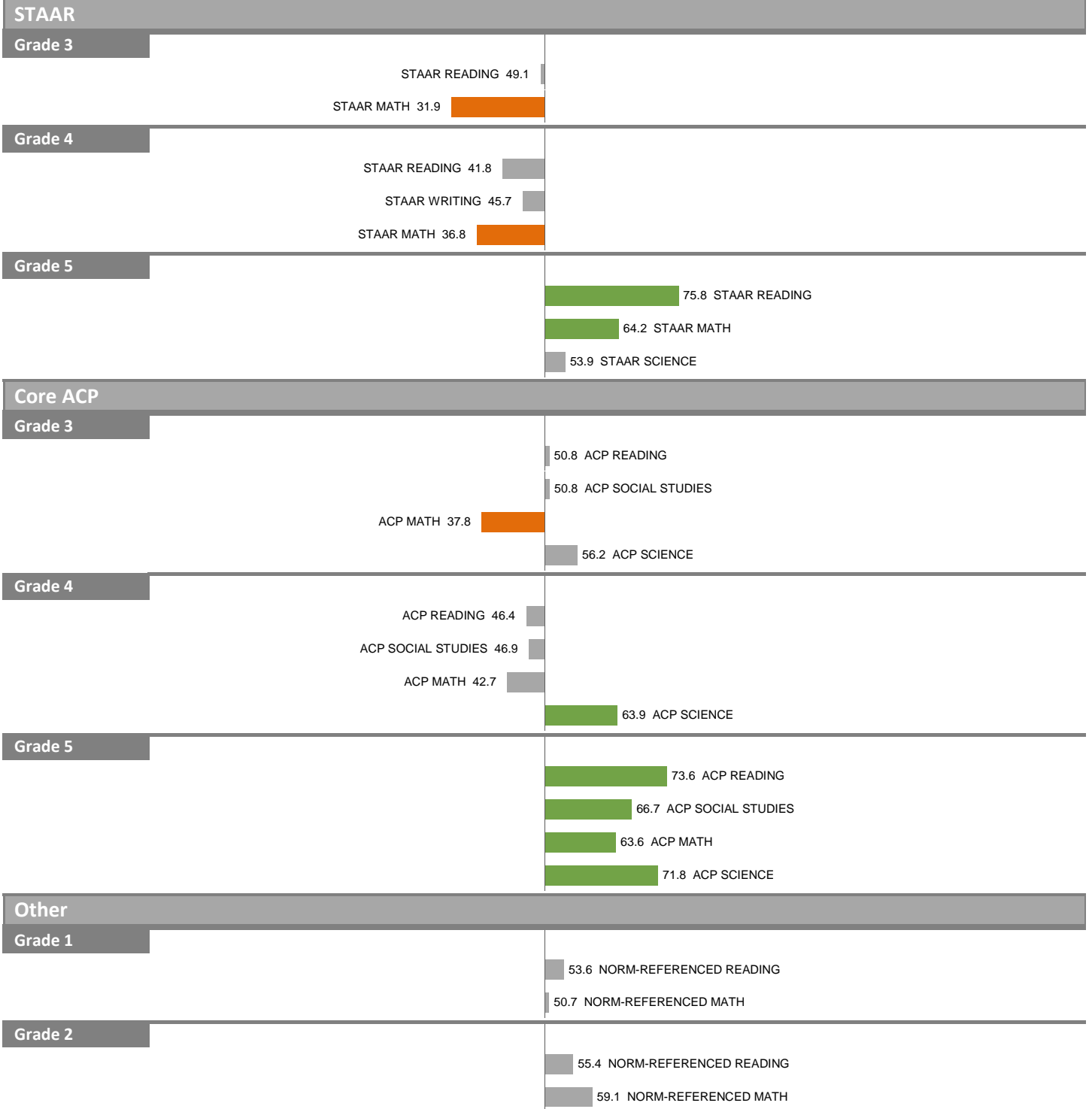
2012-13 School Effectiveness Index (SEI) Detail

219-ADELLE TURNER

2013-14 DIVISION 1

Overall SEI: 52.3

AEIS Rating: Met Standard




NOTES: "Overall SEI" has an average of 50 and standard deviation of 5; the range for an "average" overall SEI is 45 to 55. Component SEIs (e.g. "Grade 5 STAAR READING" or "PSAT WRITING") each have an average of 50 and standard deviation of 10; the range for an "average" component SEI is 40 to 60. Component SEIs are computed only if at least eight students are included.

2012-13 School Effectiveness Index (SEI) Detail

220-MARK TWAIN
2013-14 DIVISION 1

Overall SEI: 50.7
AEIS Rating: Met Standard




NOTES: "Overall SEI" has an average of 50 and standard deviation of 5; the range for an "average" overall SEI is 45 to 55. Component SEIs (e.g. "Grade 5 STAAR READING" or "PSAT WRITING") each have an average of 50 and standard deviation of 10; the range for an "average" component SEI is 40 to 60. Component SEIs are computed only if at least eight students are included.

2012-13 School Effectiveness Index (SEI) Detail


224-WALNUT HILL
2013-14 DIVISION 1

Overall SEI: 52.5
AEIS Rating: Met Standard

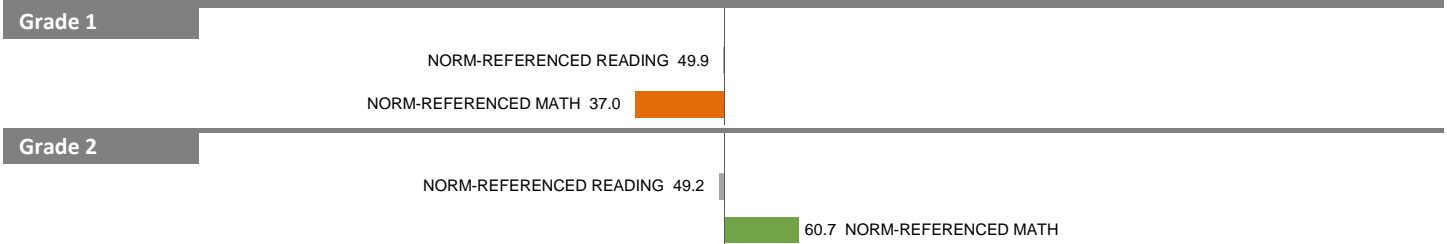
STAAR



Core ACP



Other



NOTES: "Overall SEI" has an average of 50 and standard deviation of 5; the range for an "average" overall SEI is 45 to 55. Component SEIs (e.g. "Grade 5 STAAR READING" or "PSAT WRITING") each have an average of 50 and standard deviation of 10; the range for an "average" component SEI is 40 to 60. Component SEIs are computed only if at least eight students are included.


2012-13 School Effectiveness Index (SEI) Detail

225–DANIEL WEBSTER

2013-14 DIVISION 1

Overall SEI: 48.4

AEIS Rating: Met Standard



NOTES: "Overall SEI" has an average of 50 and standard deviation of 5; the range for an "average" overall SEI is 45 to 55. Component SEIs (e.g. "Grade 5 STAAR READING" or "PSAT WRITING") each have an average of 50 and standard deviation of 10; the range for an "average" component SEI is 40 to 60. Component SEIs are computed only if at least eight students are included.

2012-13 School Effectiveness Index (SEI) Detail

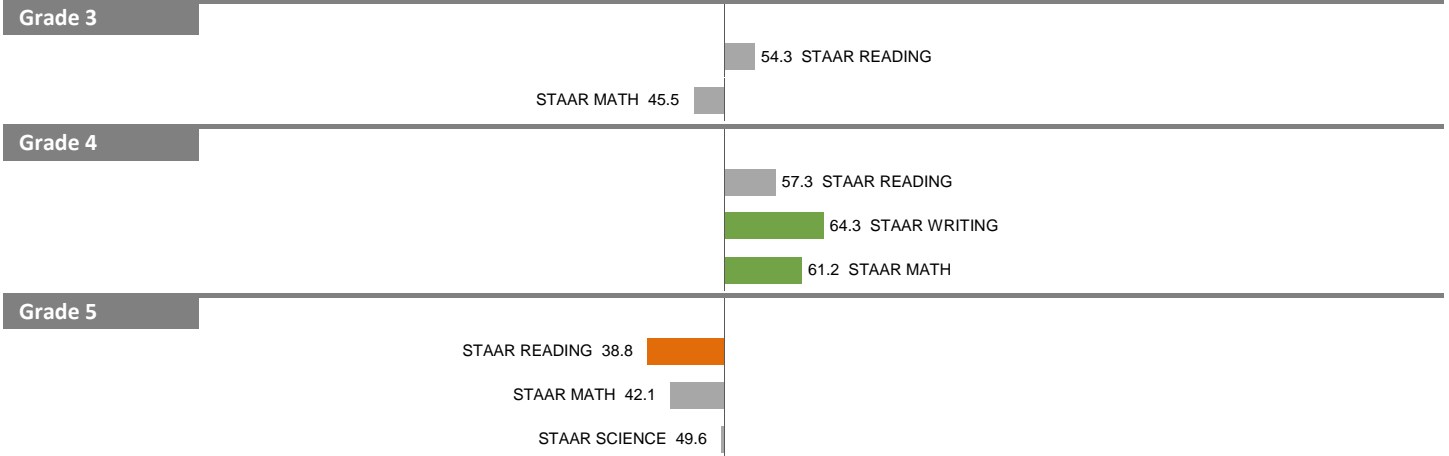
226—MARTIN WEISS

2013-14 DIVISION 1

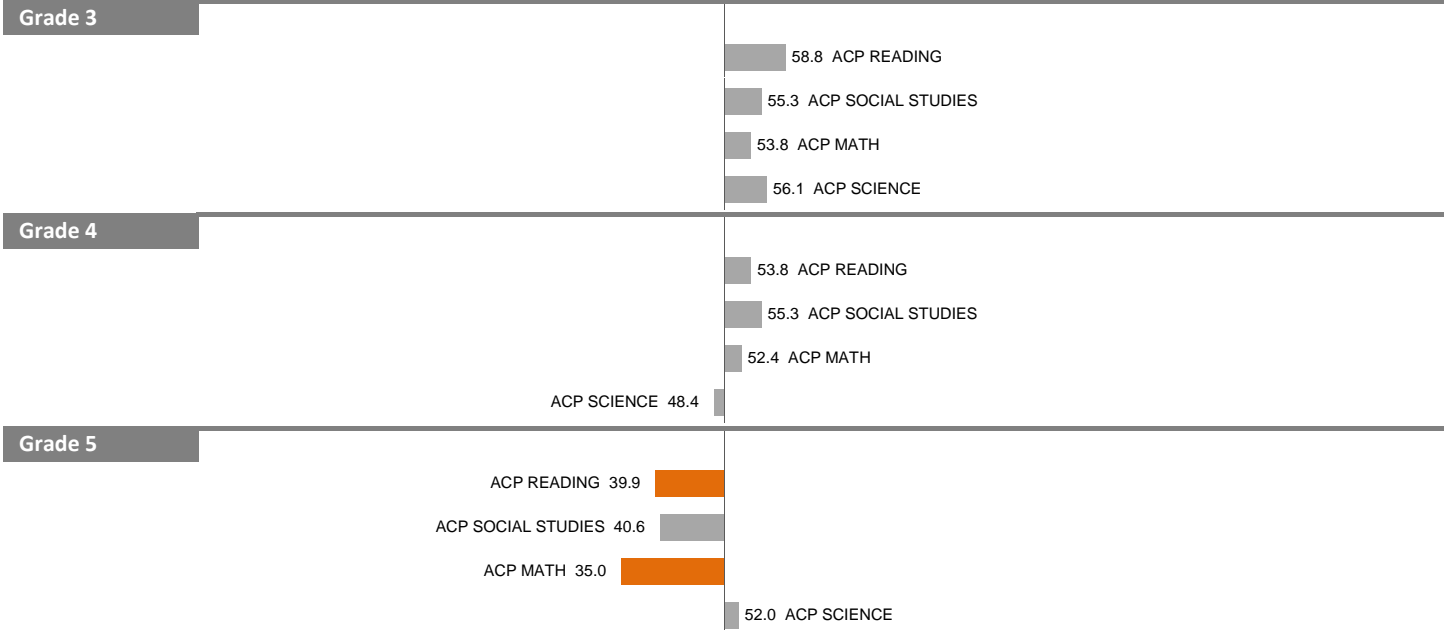
Overall SEI: 55.1

AEIS Rating: Met Standard

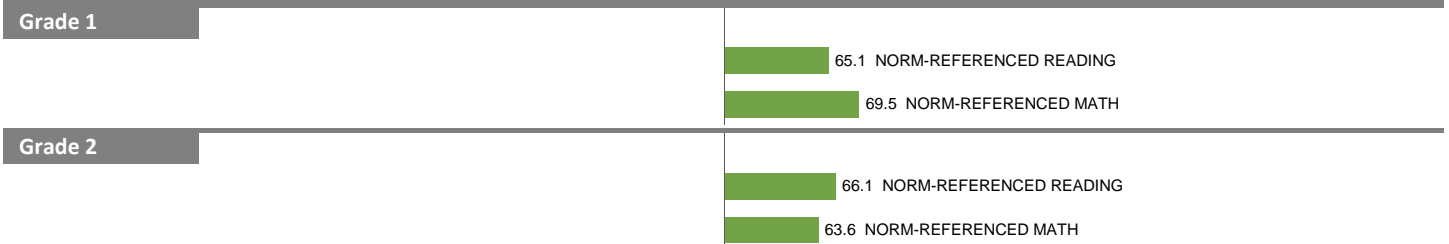
STAAR



Core ACP



Other



NOTES: "Overall SEI" has an average of 50 and standard deviation of 5; the range for an "average" overall SEI is 45 to 55. Component SEIs (e.g. "Grade 5 STAAR READING" or "PSAT WRITING") each have an average of 50 and standard deviation of 10; the range for an "average" component SEI is 40 to 60. Component SEIs are computed only if at least eight students are included.


2012-13 School Effectiveness Index (SEI) Detail

228–SUDIE L. WILLIAMS

2013-14 DIVISION 1

Overall SEI: 52.8

AEIS Rating: Met Standard




NOTES: "Overall SEI" has an average of 50 and standard deviation of 5; the range for an "average" overall SEI is 45 to 55. Component SEIs (e.g. "Grade 5 STAAR READING" or "PSAT WRITING") each have an average of 50 and standard deviation of 10; the range for an "average" component SEI is 40 to 60. Component SEIs are computed only if at least eight students are included.

2012-13 School Effectiveness Index (SEI) Detail

229-WINNETKA
2013-14 DIVISION 1

Overall SEI: 50.2
AEIS Rating: Met Standard



NOTES: "Overall SEI" has an average of 50 and standard deviation of 5; the range for an "average" overall SEI is 45 to 55. Component SEIs (e.g. "Grade 5 STAAR READING" or "PSAT WRITING") each have an average of 50 and standard deviation of 10; the range for an "average" component SEI is 40 to 60. Component SEIs are computed only if at least eight students are included.

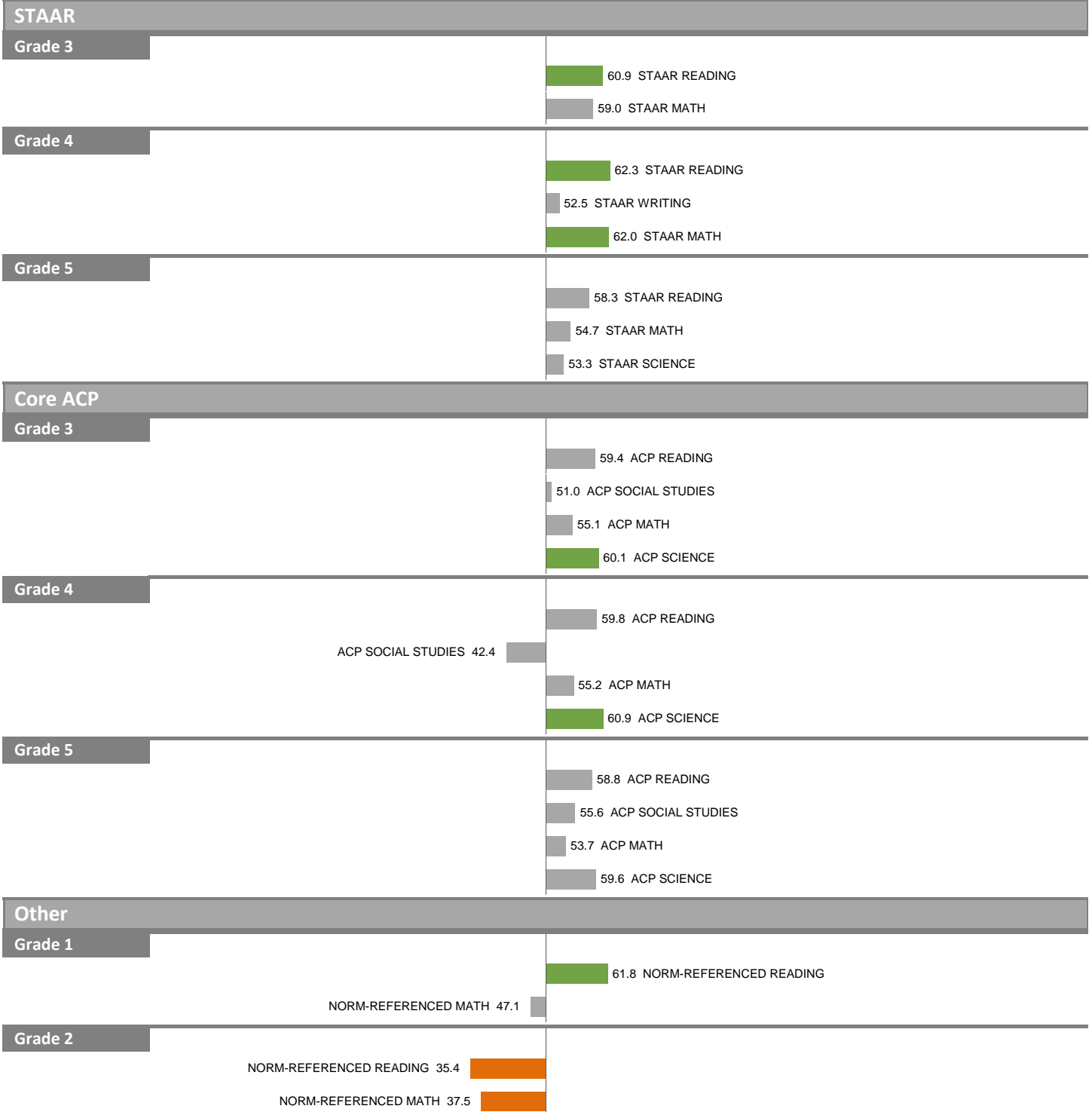
2012-13 School Effectiveness Index (SEI) Detail

235-BIRDIE ALEXANDER

Overall SEI: 54.1

2013-14 DIVISION 1

AEIS Rating: Met Standard



NOTES: "Overall SEI" has an average of 50 and standard deviation of 5; the range for an "average" overall SEI is 45 to 55. Component SEIs (e.g. "Grade 5 STAAR READING" or "PSAT WRITING") each have an average of 50 and standard deviation of 10; the range for an "average" component SEI is 40 to 60. Component SEIs are computed only if at least eight students are included.

2012-13 School Effectiveness Index (SEI) Detail

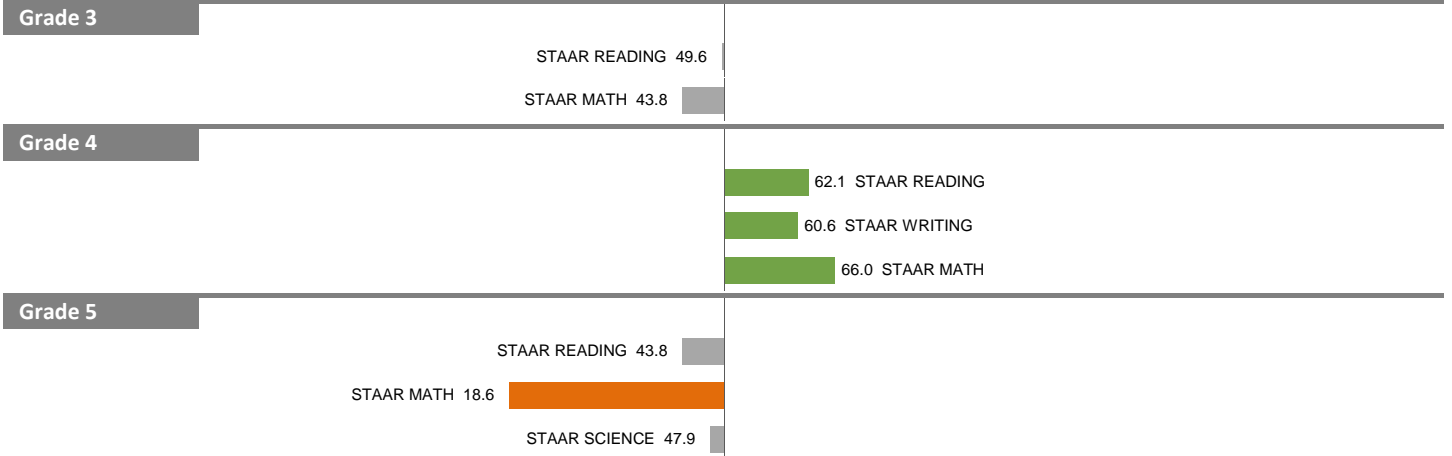
264-RONALD E. MCNAIR

2013-14 DIVISION 1

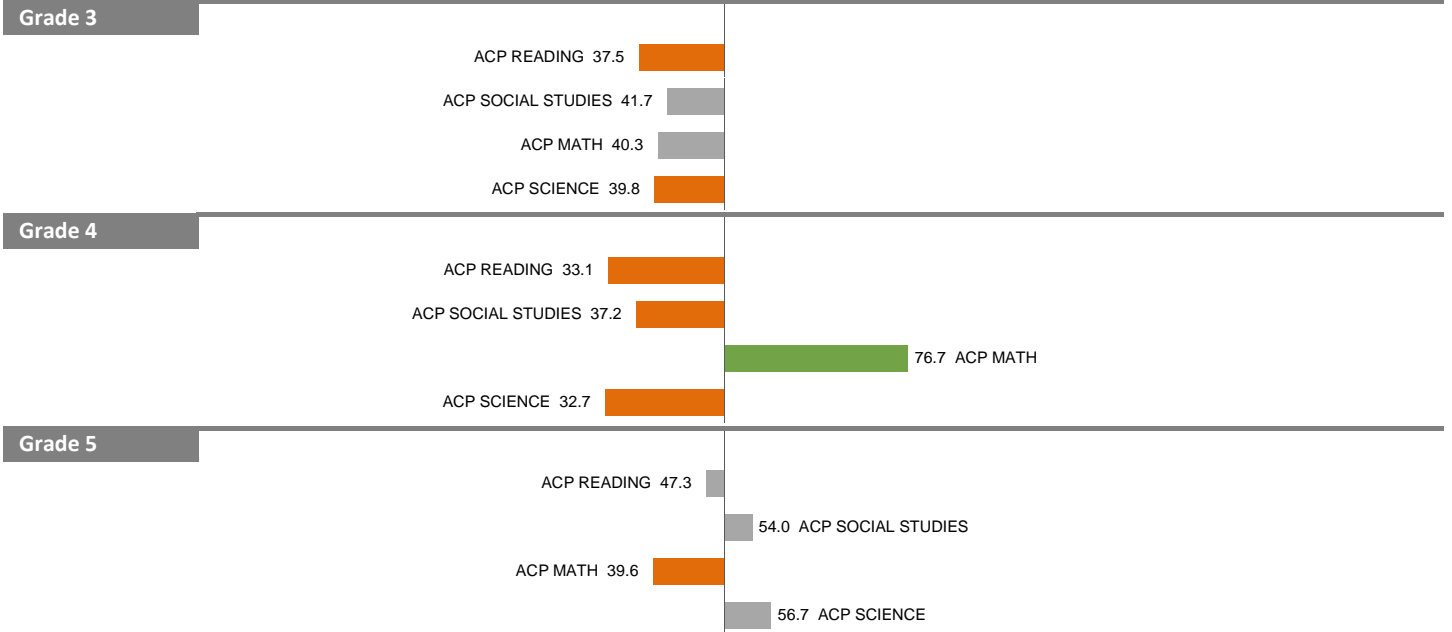
Overall SEI: 50.4

AEIS Rating: Met Standard

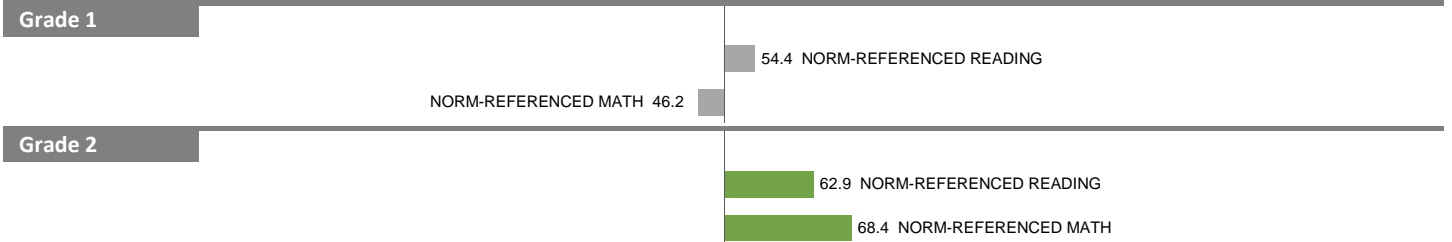
STAAR



Core ACP



Other



NOTES: "Overall SEI" has an average of 50 and standard deviation of 5; the range for an "average" overall SEI is 45 to 55. Component SEIs (e.g. "Grade 5 STAAR READING" or "PSAT WRITING") each have an average of 50 and standard deviation of 10; the range for an "average" component SEI is 40 to 60. Component SEIs are computed only if at least eight students are included.

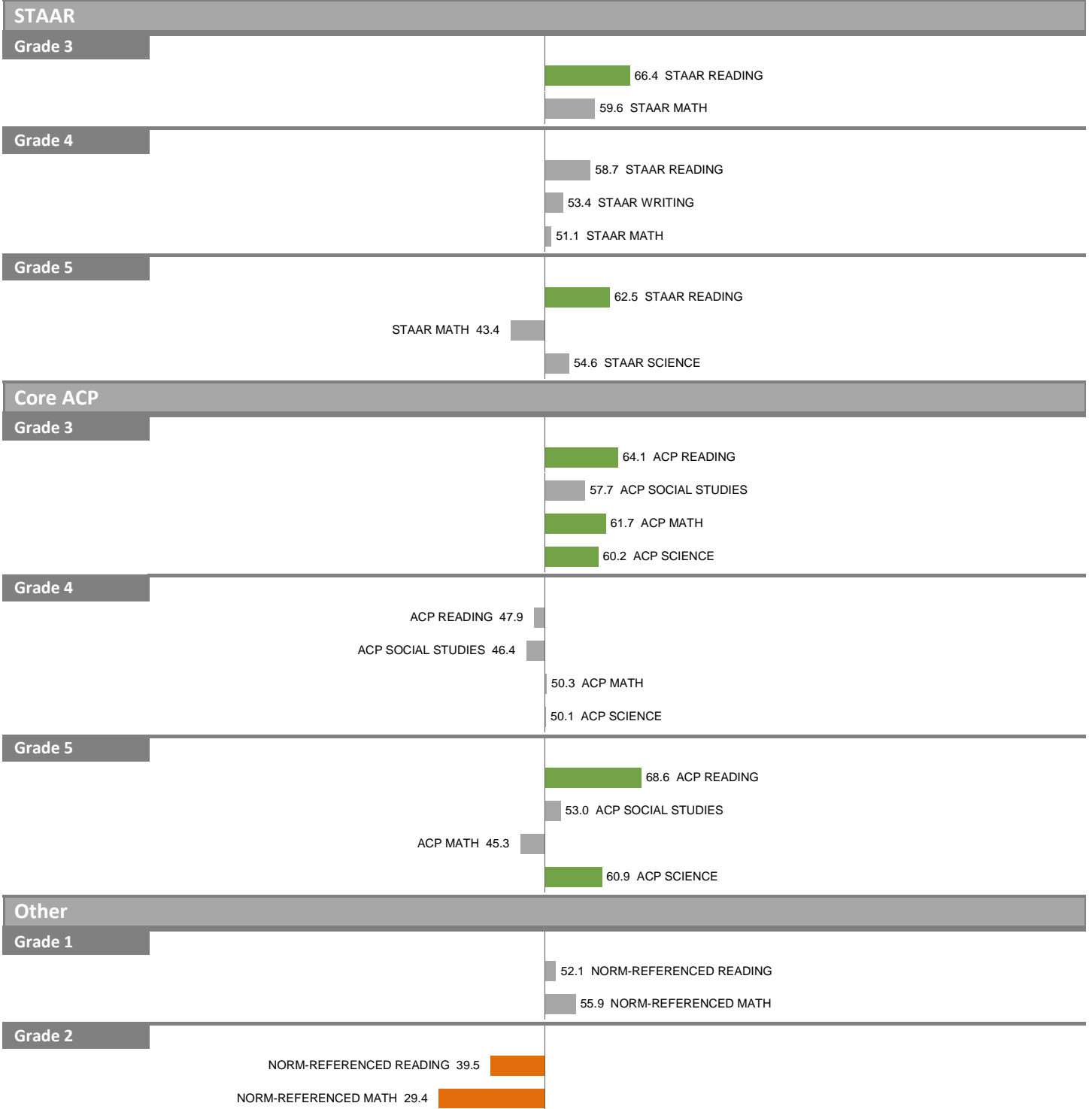
2012-13 School Effectiveness Index (SEI) Detail

271–JULIAN T. SALDIVAR

2013-14 DIVISION 1

Overall SEI: 52.8

AEIS Rating: Met Standard



NOTES: "Overall SEI" has an average of 50 and standard deviation of 5; the range for an "average" overall SEI is 45 to 55. Component SEIs (e.g. "Grade 5 STAAR READING" or "PSAT WRITING") each have an average of 50 and standard deviation of 10; the range for an "average" component SEI is 40 to 60. Component SEIs are computed only if at least eight students are included.

2012-13 School Effectiveness Index (SEI) Detail

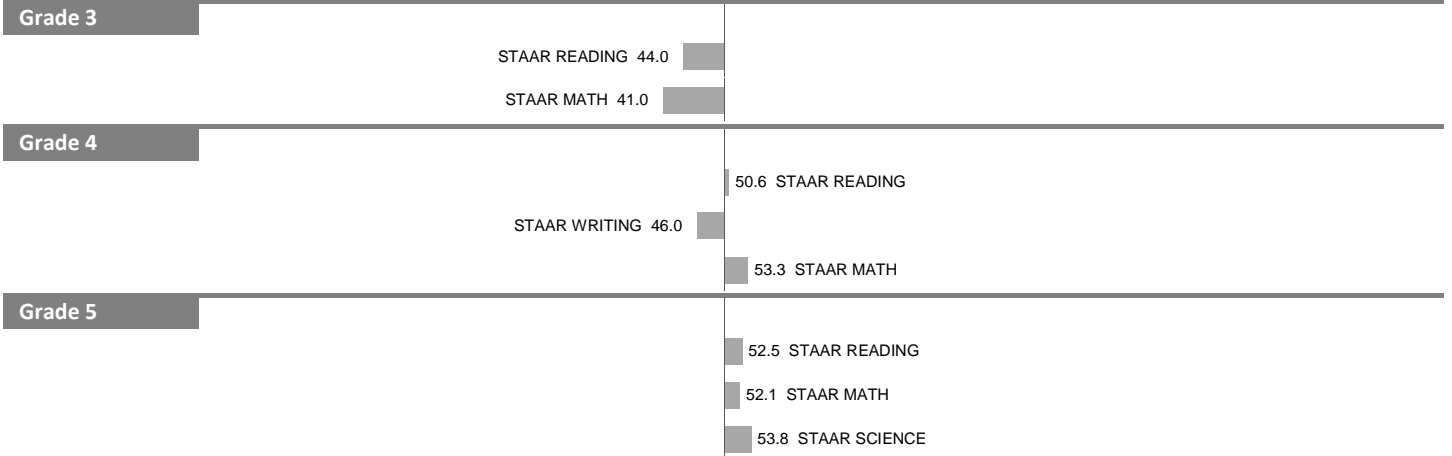
272-MARIA MORENO

2013-14 DIVISION 1

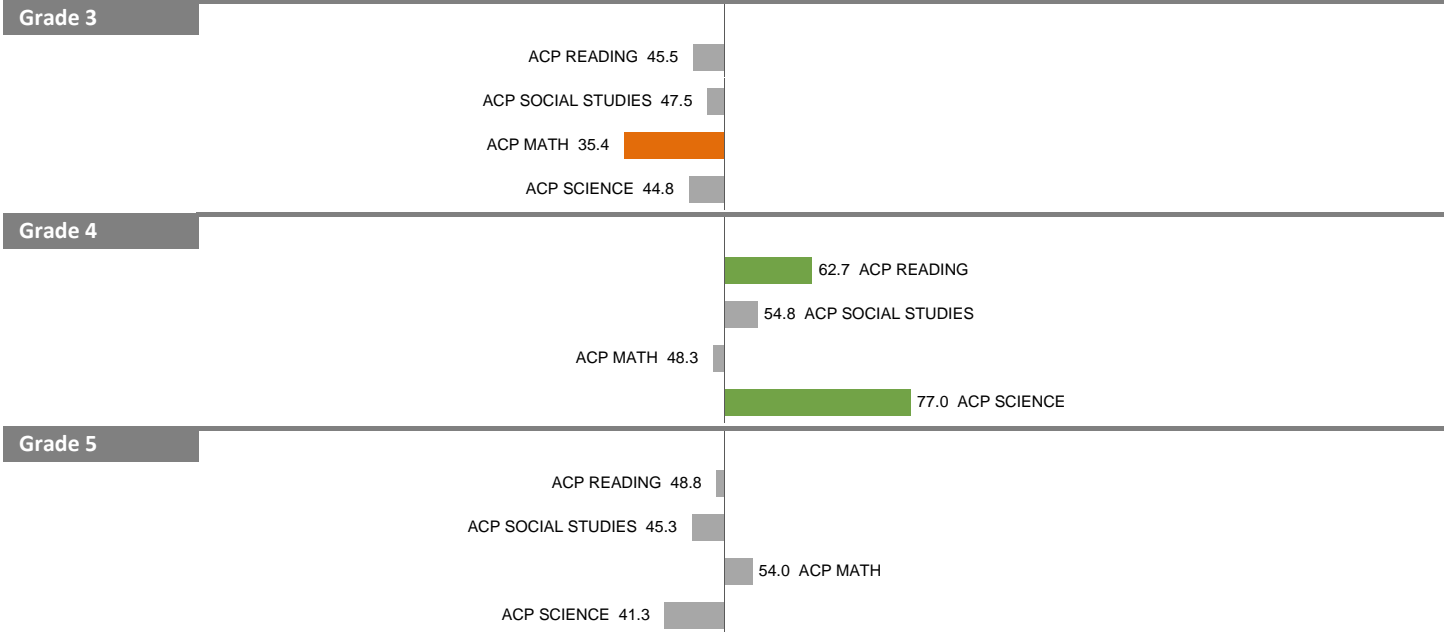
Overall SEI: 46.2

AEIS Rating: Met Standard

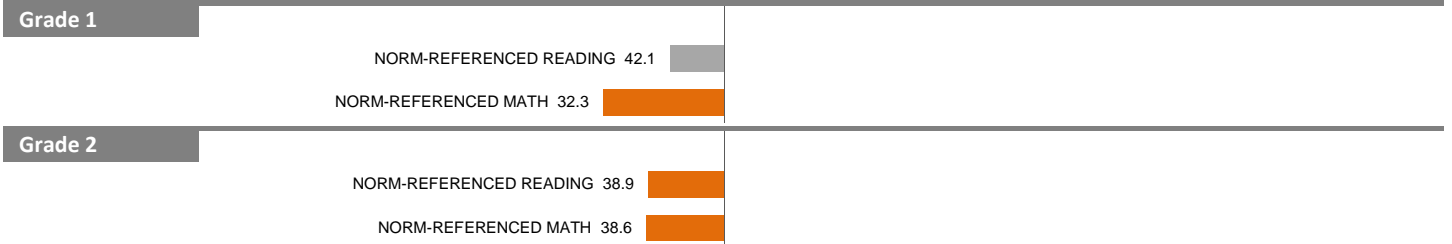
STAAR



Core ACP



Other



NOTES: "Overall SEI" has an average of 50 and standard deviation of 5; the range for an "average" overall SEI is 45 to 55. Component SEIs (e.g. "Grade 5 STAAR READING" or "PSAT WRITING") each have an average of 50 and standard deviation of 10; the range for an "average" component SEI is 40 to 60. Component SEIs are computed only if at least eight students are included.


2012-13 School Effectiveness Index (SEI) Detail

275—LOUISE WOLFF KAHN

Overall SEI: 48.0

2013-14 DIVISION 1

AEIS Rating: Improvement Required



NOTES: "Overall SEI" has an average of 50 and standard deviation of 5; the range for an "average" overall SEI is 45 to 55. Component SEIs (e.g. "Grade 5 STAAR READING" or "PSAT WRITING") each have an average of 50 and standard deviation of 10; the range for an "average" component SEI is 40 to 60. Component SEIs are computed only if at least eight students are included.

2012-13 School Effectiveness Index (SEI) Detail


277--THOMAS TOLBERT

2013-14 DIVISION 1

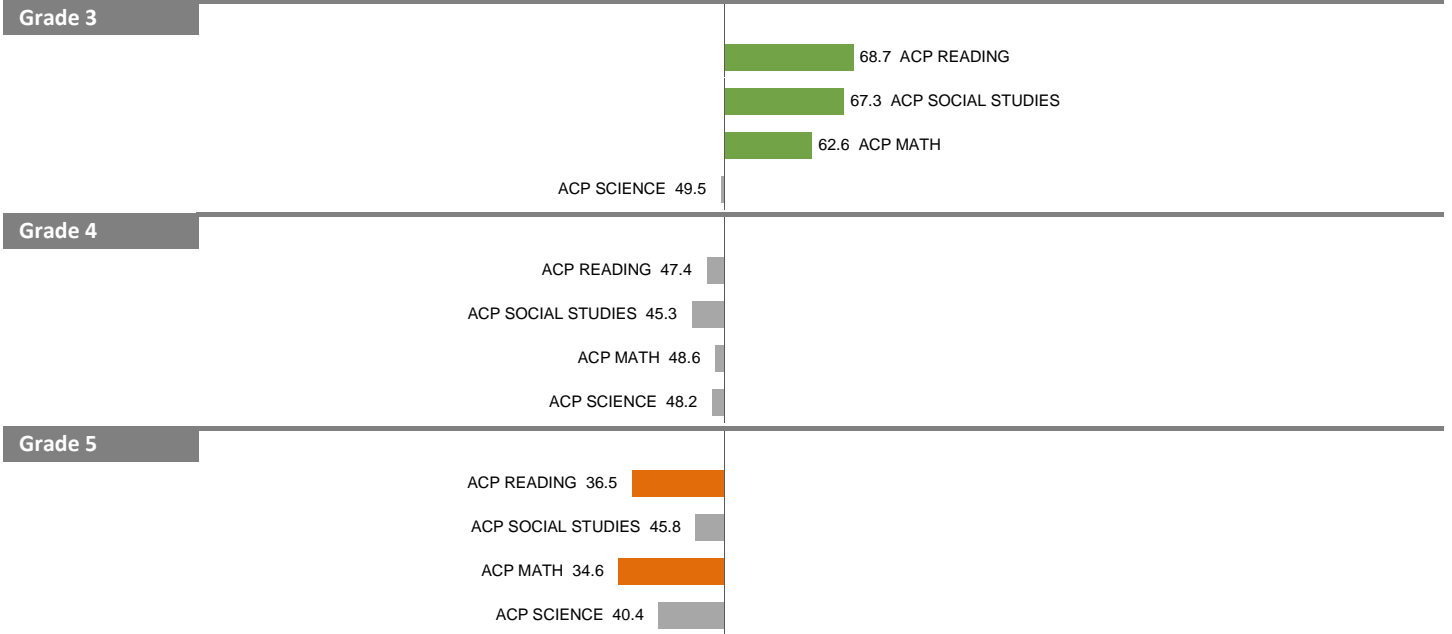
Overall SEI: 48.4

AEIS Rating: Met Standard

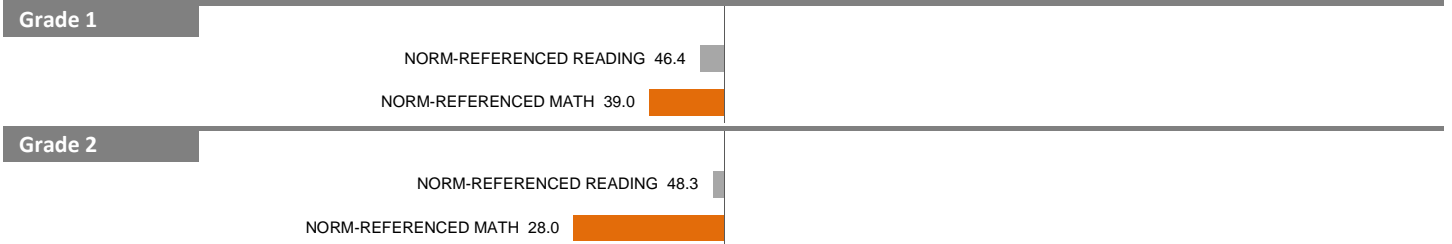
STAAR



Core ACP



Other



NOTES: "Overall SEI" has an average of 50 and standard deviation of 5; the range for an "average" overall SEI is 45 to 55. Component SEIs (e.g. "Grade 5 STAAR READING" or "PSAT WRITING") each have an average of 50 and standard deviation of 10; the range for an "average" component SEI is 40 to 60. Component SEIs are computed only if at least eight students are included.


2012-13 School Effectiveness Index (SEI) Detail

278—LEONIDES GONZALEZ CIGARROA

Overall SEI: 45.9

2013-14 DIVISION 1

AEIS Rating: Met Standard



NOTES: "Overall SEI" has an average of 50 and standard deviation of 5; the range for an "average" overall SEI is 45 to 55. Component SEIs (e.g. "Grade 5 STAAR READING" or "PSAT WRITING") each have an average of 50 and standard deviation of 10; the range for an "average" component SEI is 40 to 60. Component SEIs are computed only if at least eight students are included.

2012-13 School Effectiveness Index (SEI) Detail

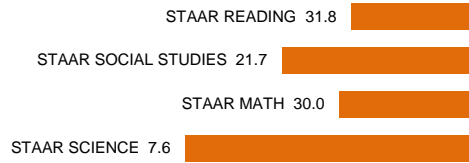
358-BARBARA M. MANNS

2013-14 DIVISION 1 (ALT)

AEIS Rating: Improvement Required

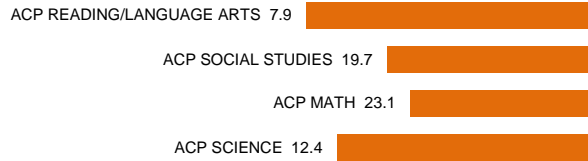
STAAR

Grade 8



Core ACP

Grade 8



NOTES: "Overall SEI" has an average of 50 and standard deviation of 5; the range for an "average" overall SEI is 45 to 55. Component SEIs (e.g. "Grade 5 STAAR READING" or "PSAT WRITING") each have an average of 50 and standard deviation of 10; the range for an "average" component SEI is 40 to 60. Component SEIs are computed only if at least eight students are included.