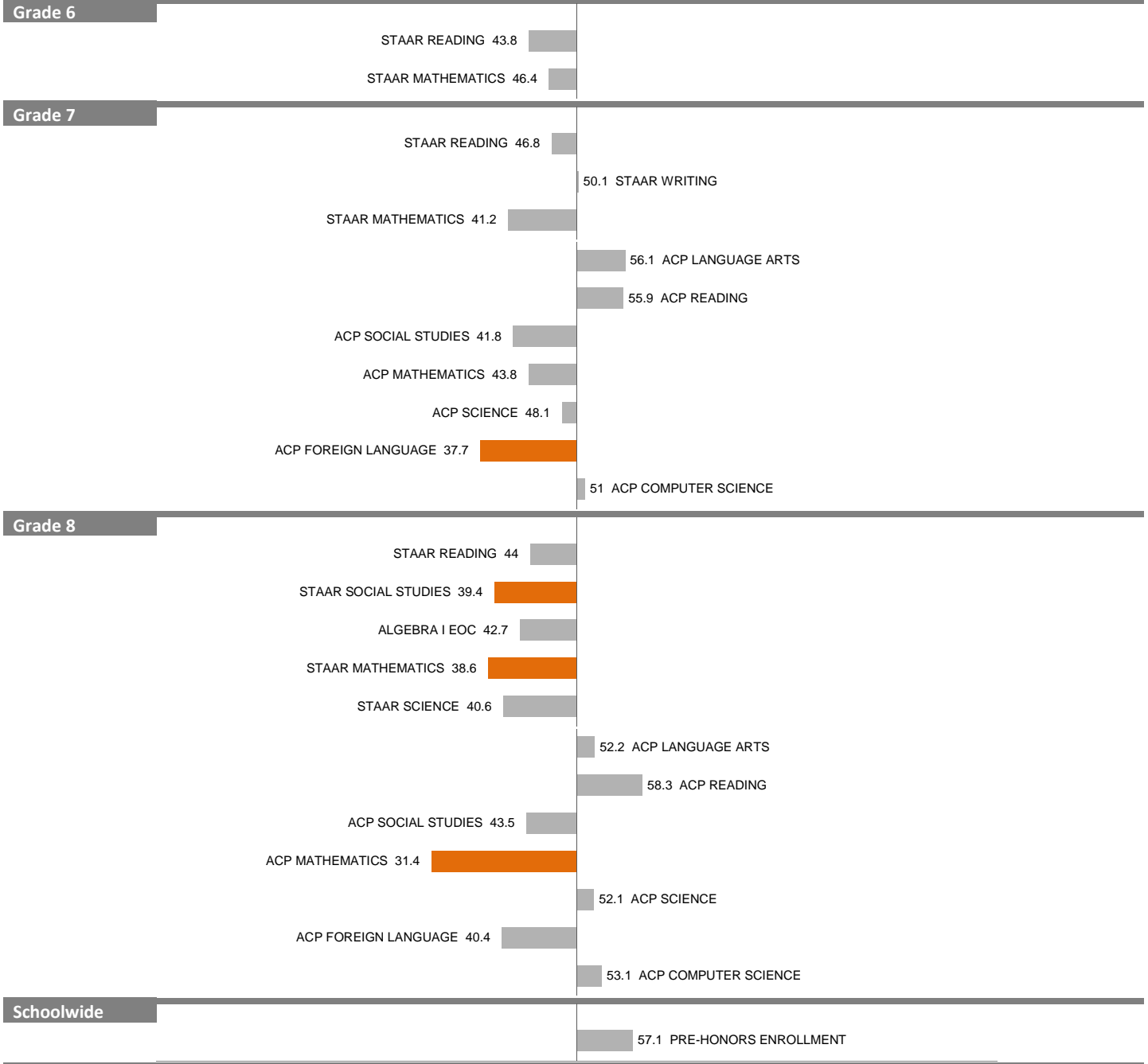


2011-12 School Effectiveness Index (SEI) Analysis

42-WILLIAM H. ATWELL

Overall SEI: 43.9

2012-13 DIVISION 1

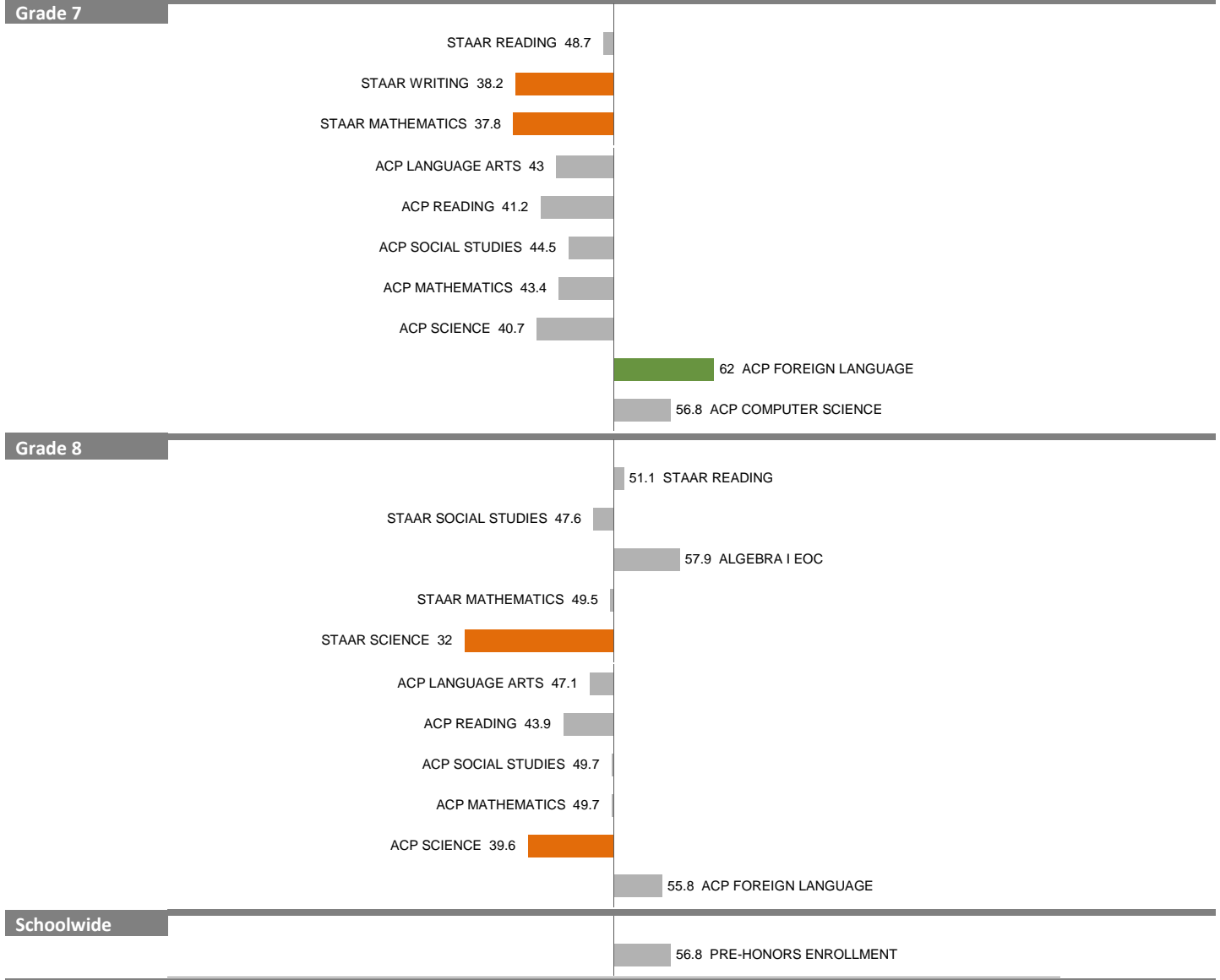


NOTES: "Overall SEI" has an average of 50 and standard deviation of 5; the range for an "average" overall SEI is 45 to 55. Component SEIs (i.e., "Grade 5 STAAR READING" or "PSAT WRITING") each have an average of 50 and standard deviation of 10. The range for an "average" component SEI is 40 to 60. Component SEIs are computed only if at least eight students are included.

2011-12 School Effectiveness Index (SEI) Analysis

43-T. W. BROWNE
2012-13 DIVISION 1

Overall SEI: 45.5



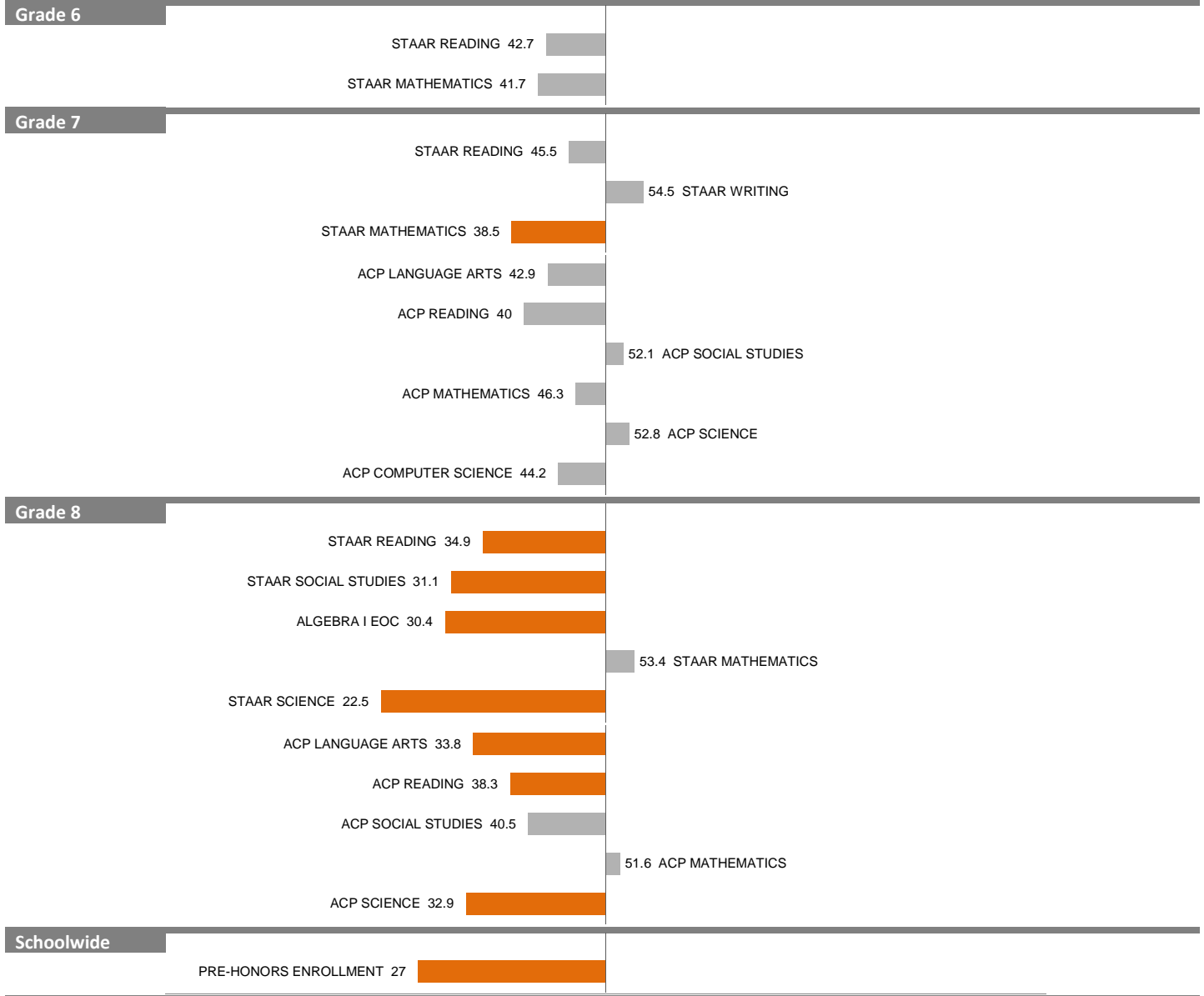
NOTES: "Overall SEI" has an average of 50 and standard deviation of 5; the range for an "average" overall SEI is 45 to 55. Component SEIs (i.e., "Grade 5 STAAR READING" or "PSAT WRITING") each have an average of 50 and standard deviation of 10. The range for an "average" component SEI is 40 to 60. Component SEIs are computed only if at least eight students are included.

2011-12 School Effectiveness Index (SEI) Analysis

44-E. H. CARY

Overall SEI: 39.2

2012-13 DIVISION 1



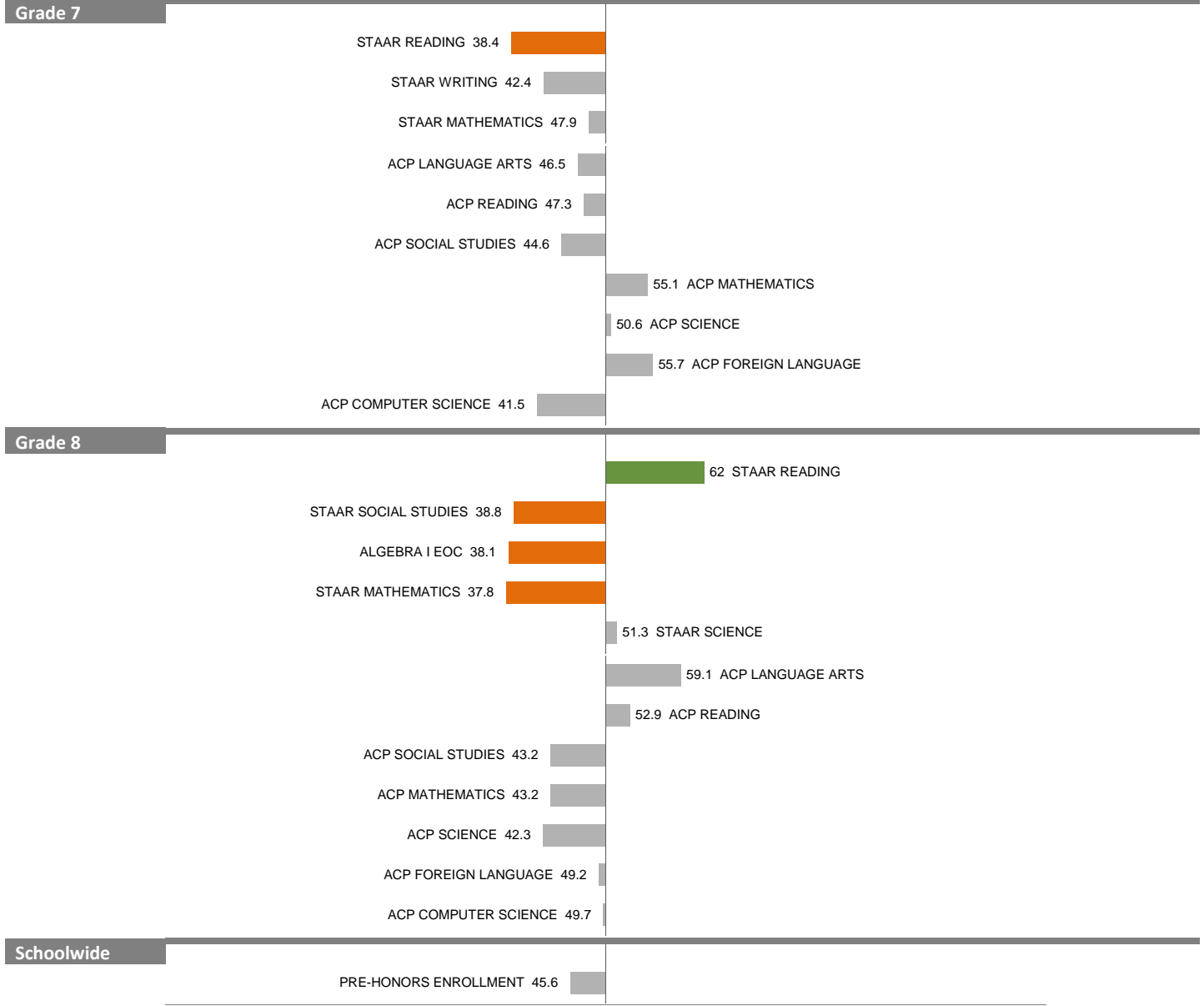
NOTES: "Overall SEI" has an average of 50 and standard deviation of 5; the range for an "average" overall SEI is 45 to 55. Component SEIs (i.e., "Grade 5 STAAR READING" or "PSAT WRITING") each have an average of 50 and standard deviation of 10. The range for an "average" component SEI is 40 to 60. Component SEIs are computed only if at least eight students are included.

2011-12 School Effectiveness Index (SEI) Analysis

45-E. B. COMSTOCK

Overall SEI: 45.1

2012-13 DIVISION 5



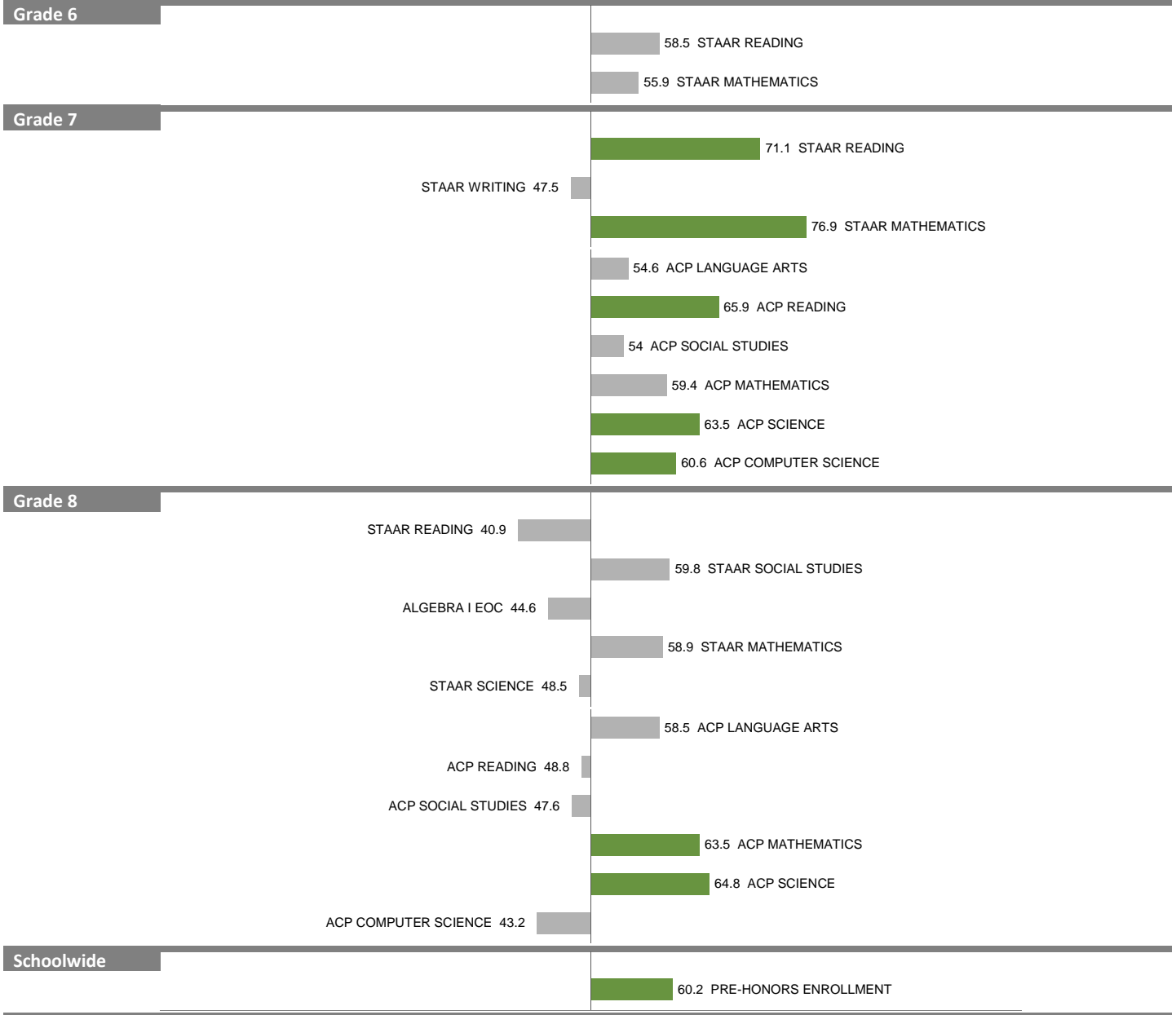
NOTES: "Overall SEI" has an average of 50 and standard deviation of 5; the range for an "average" overall SEI is 45 to 55. Component SEIs (i.e., "Grade 5 STAAR READING" or "PSAT WRITING") each have an average of 50 and standard deviation of 10. The range for an "average" component SEI is 40 to 60. Component SEIs are computed only if at least eight students are included.

2011-12 School Effectiveness Index (SEI) Analysis

46-FRED F. FLORENCE

Overall SEI: 56.1

2012-13 DIVISION 2



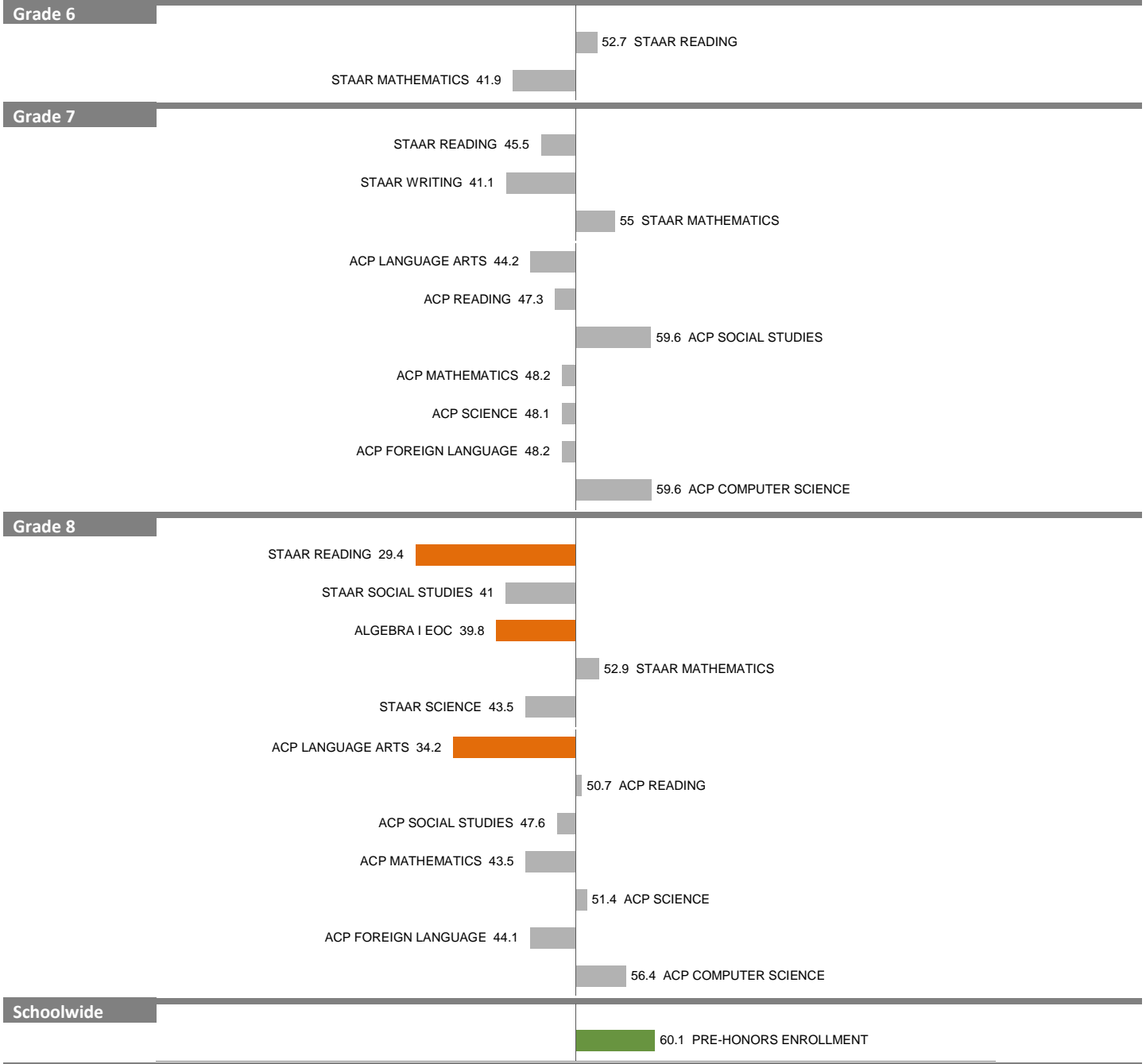
NOTES: "Overall SEI" has an average of 50 and standard deviation of 5; the range for an "average" overall SEI is 45 to 55. Component SEIs (i.e., "Grade 5 STAAR READING" or "PSAT WRITING") each have an average of 50 and standard deviation of 10. The range for an "average" component SEI is 40 to 60. Component SEIs are computed only if at least eight students are included.

2011-12 School Effectiveness Index (SEI) Analysis

47-BENJAMIN FRANKLIN

Overall SEI: 45.0

2012-13 DIVISION 3

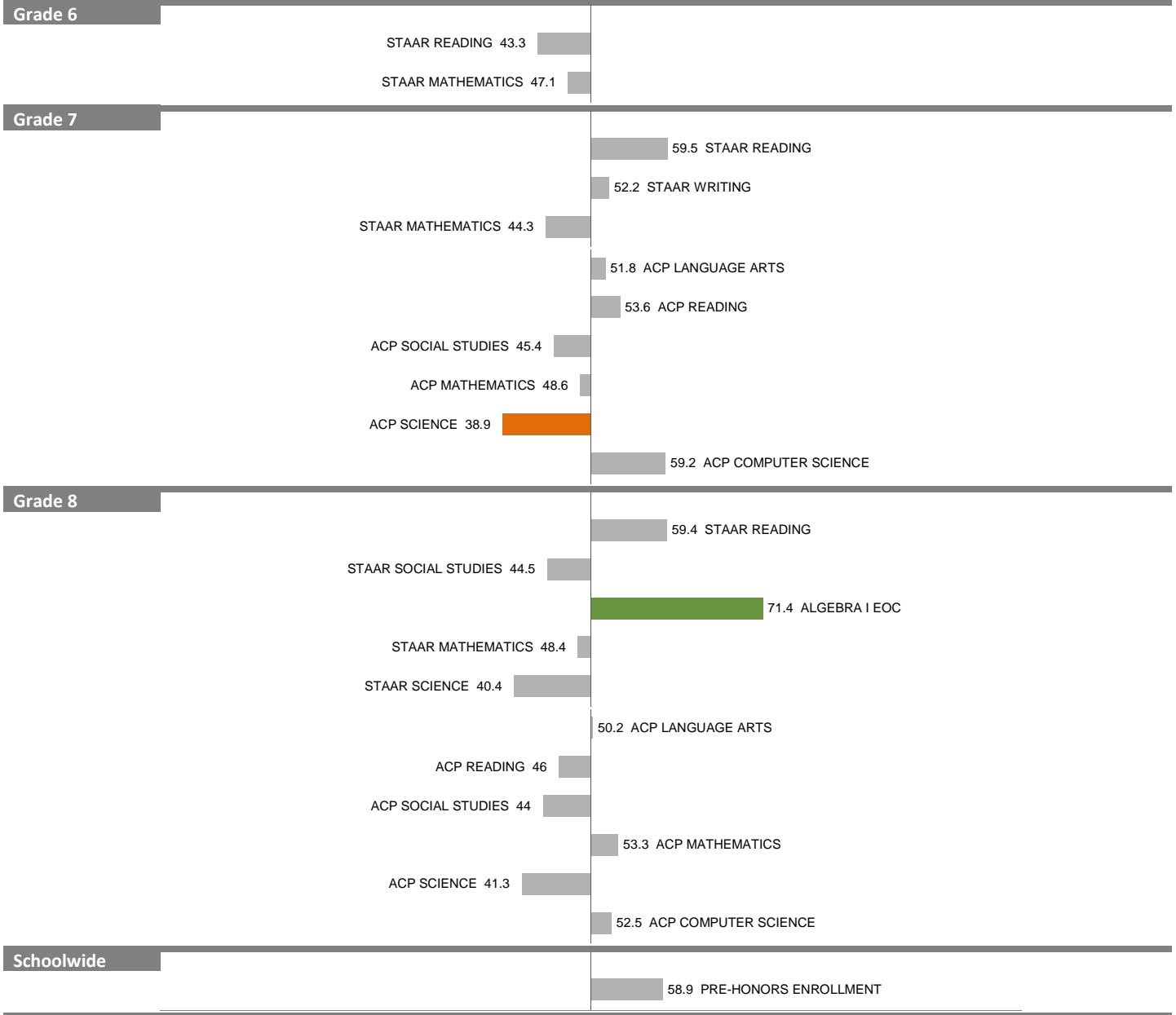


NOTES: "Overall SEI" has an average of 50 and standard deviation of 5; the range for an "average" overall SEI is 45 to 55. Component SEIs (i.e., "Grade 5 STAAR READING" or "PSAT WRITING") each have an average of 50 and standard deviation of 10. The range for an "average" component SEI is 40 to 60. Component SEIs are computed only if at least eight students are included.

2011-12 School Effectiveness Index (SEI) Analysis

48-W. H. GASTON
2012-13 DIVISION 5

Overall SEI: 50.1

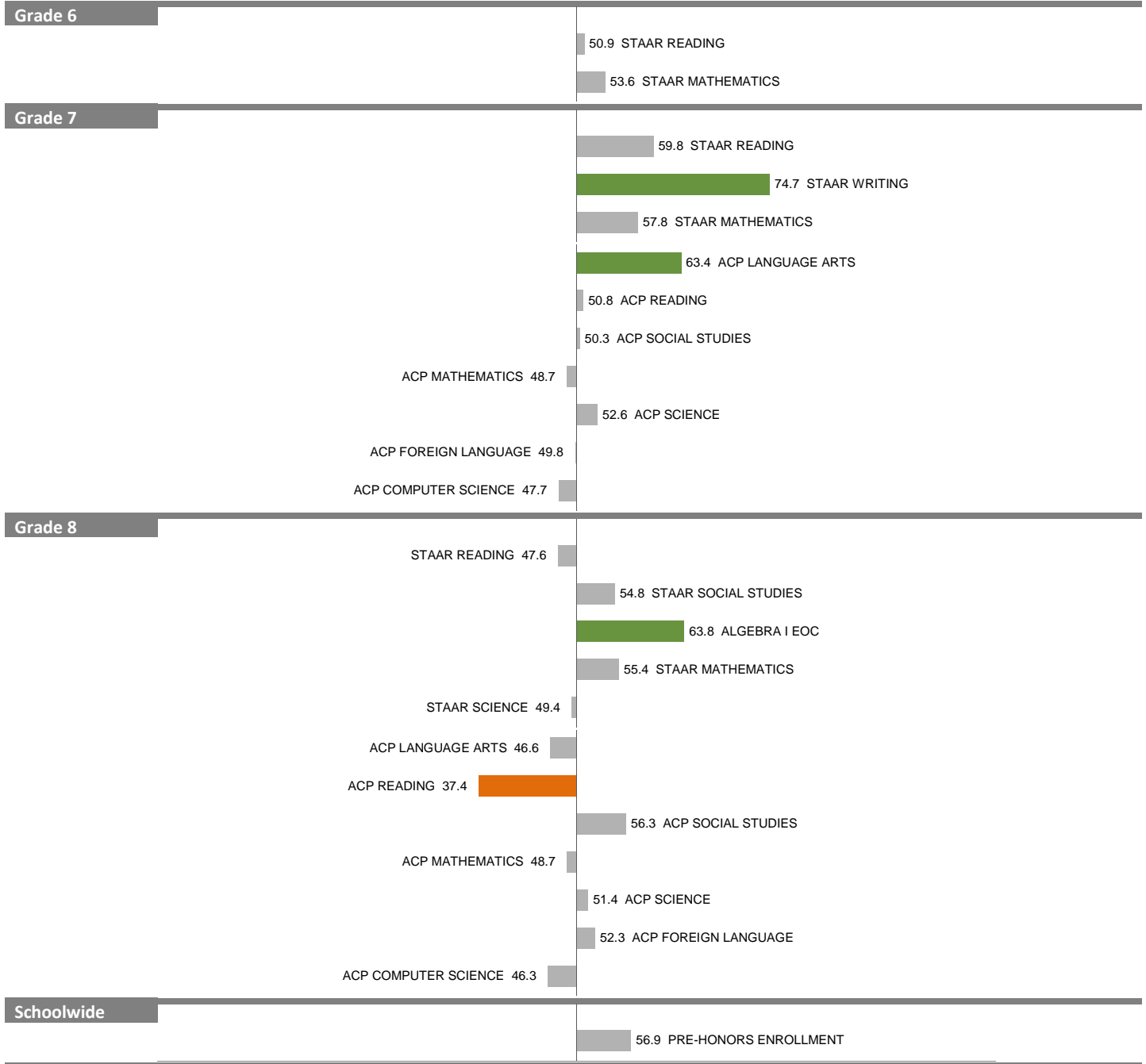


NOTES: "Overall SEI" has an average of 50 and standard deviation of 5; the range for an "average" overall SEI is 45 to 55. Component SEIs (i.e., "Grade 5 STAAR READING" or "PSAT WRITING") each have an average of 50 and standard deviation of 10. The range for an "average" component SEI is 40 to 60. Component SEIs are computed only if at least eight students are included.

2011-12 School Effectiveness Index (SEI) Analysis

49–W. E. GREINER
2012-13 DIVISION 1

Overall SEI: 54.7



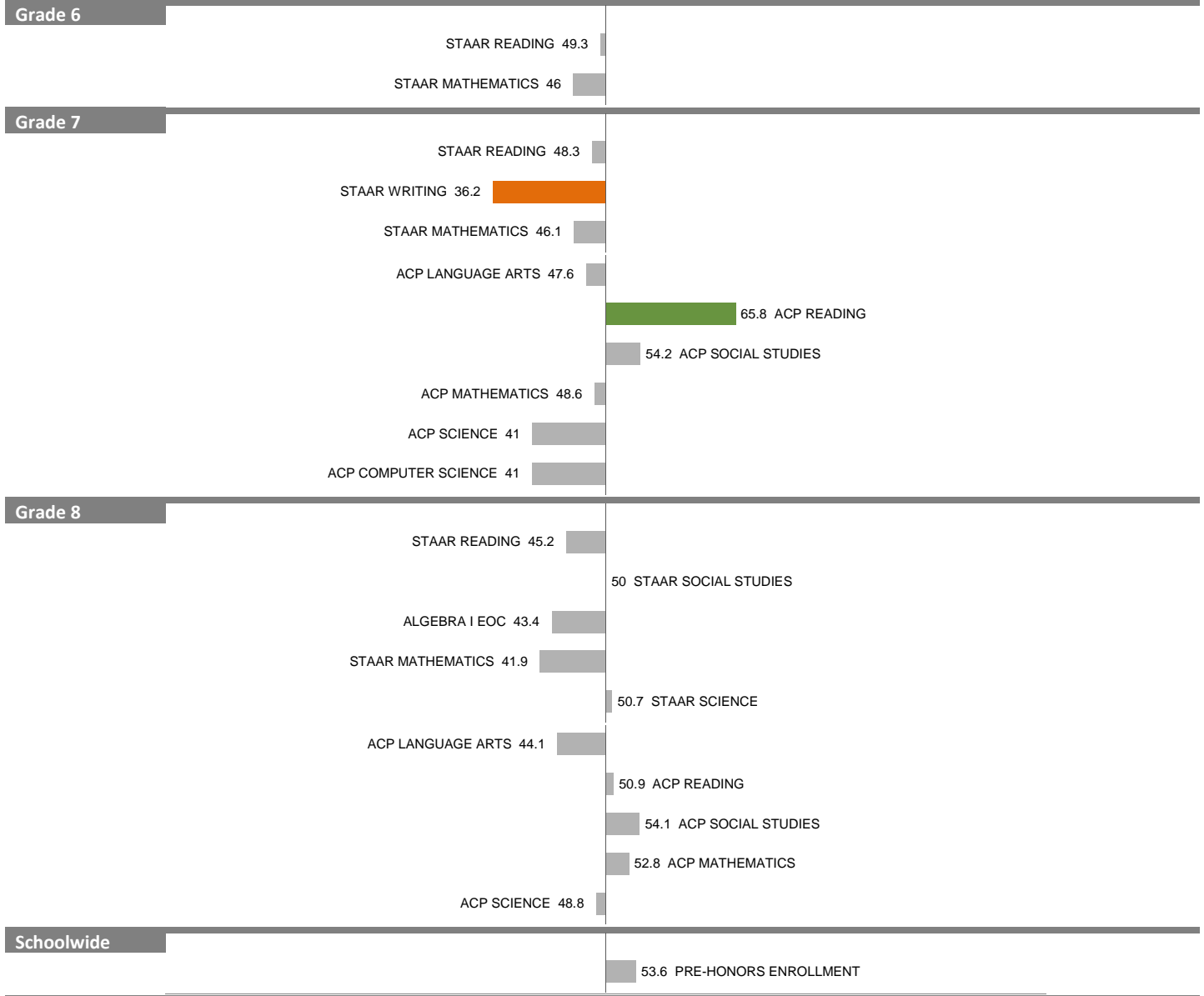
NOTES: "Overall SEI" has an average of 50 and standard deviation of 5; the range for an "average" overall SEI is 45 to 55. Component SEIs (i.e., "Grade 5 STAAR READING" or "PSAT WRITING") each have an average of 50 and standard deviation of 10. The range for an "average" component SEI is 40 to 60. Component SEIs are computed only if at least eight students are included.

2011-12 School Effectiveness Index (SEI) Analysis

50-ROBERT T. HILL

Overall SEI: 46.1

2012-13 DIVISION 5



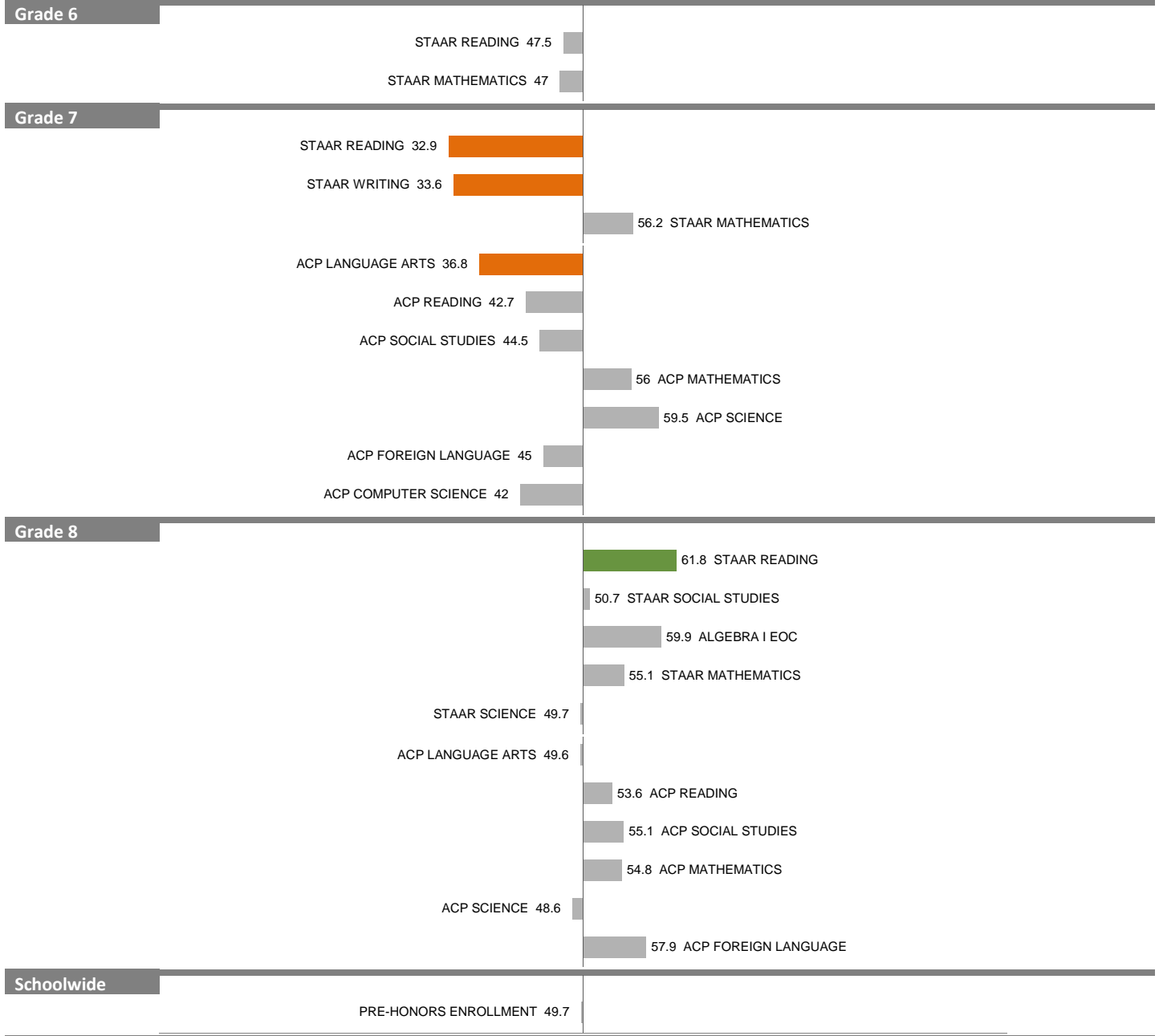
NOTES: "Overall SEI" has an average of 50 and standard deviation of 5; the range for an "average" overall SEI is 45 to 55. Component SEIs (i.e., "Grade 5 STAAR READING" or "PSAT WRITING") each have an average of 50 and standard deviation of 10. The range for an "average" component SEI is 40 to 60. Component SEIs are computed only if at least eight students are included.

2011-12 School Effectiveness Index (SEI) Analysis

51-OLIVER WENDELL HOLMES

Overall SEI: 48.9

2012-13 DIVISION 2

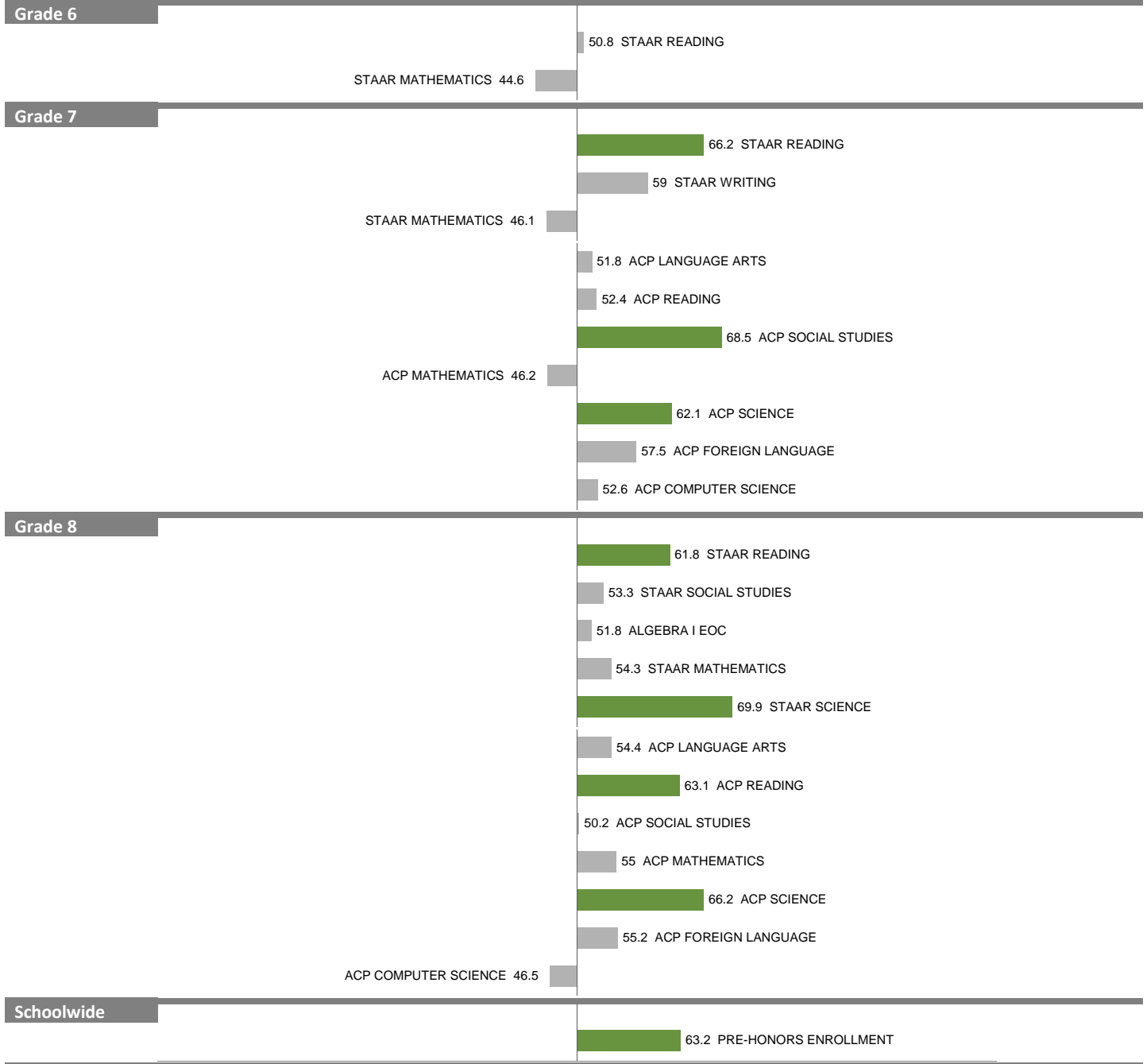


NOTES: "Overall SEI" has an average of 50 and standard deviation of 5; the range for an "average" overall SEI is 45 to 55. Component SEIs (i.e., "Grade 5 STAAR READING" or "PSAT WRITING") each have an average of 50 and standard deviation of 10. The range for an "average" component SEI is 40 to 60. Component SEIs are computed only if at least eight students are included.

2011-12 School Effectiveness Index (SEI) Analysis

52-JOHN B. HOOD
2012-13 DIVISION 2

Overall SEI: 55.5



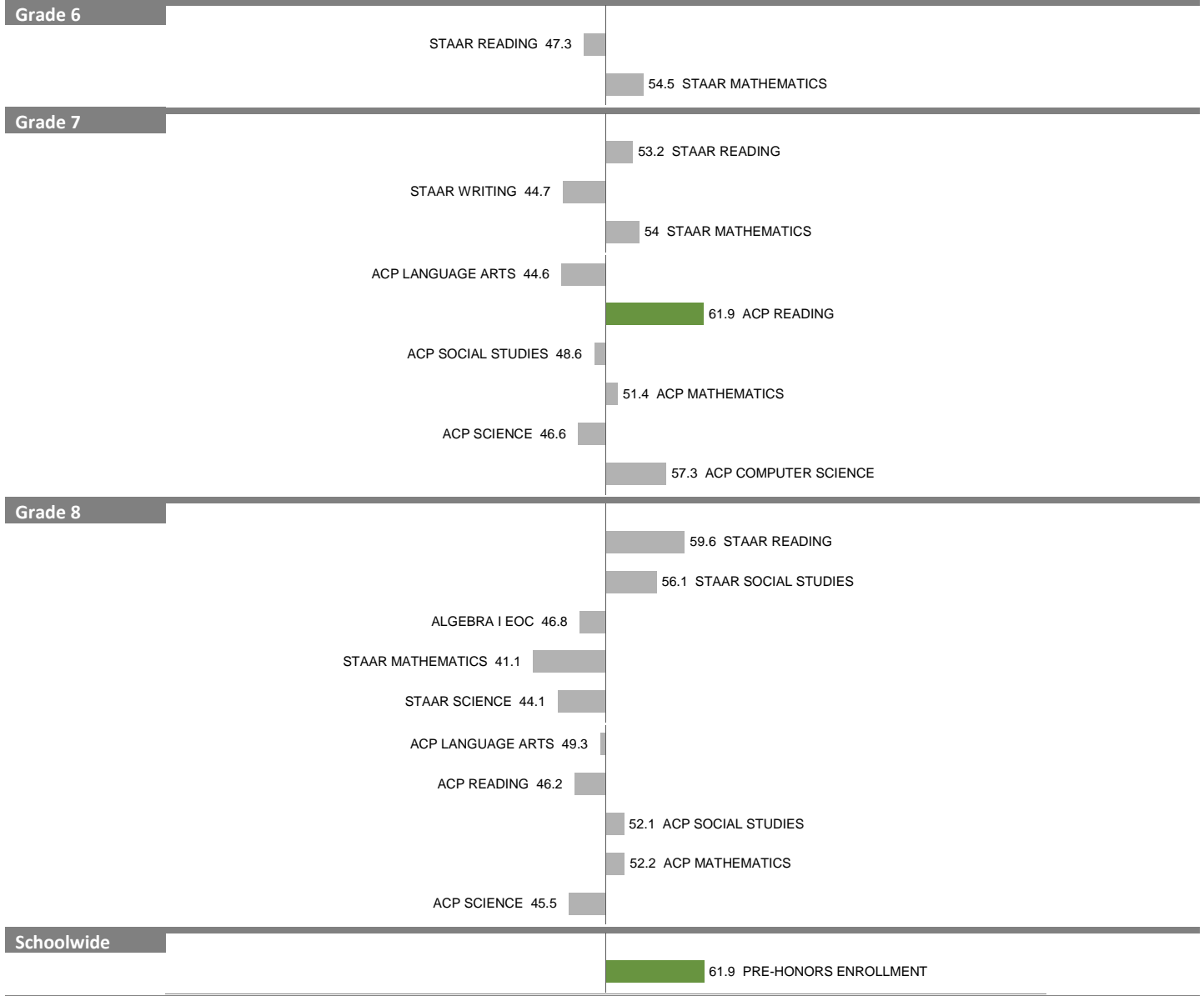
NOTES: "Overall SEI" has an average of 50 and standard deviation of 5; the range for an "average" overall SEI is 45 to 55. Component SEIs (i.e., "Grade 5 STAAR READING" or "PSAT WRITING") each have an average of 50 and standard deviation of 10. The range for an "average" component SEI is 40 to 60. Component SEIs are computed only if at least eight students are included.

2011-12 School Effectiveness Index (SEI) Analysis

53-J. L. LONG

Overall SEI: 49.9

2012-13 DIVISION 4



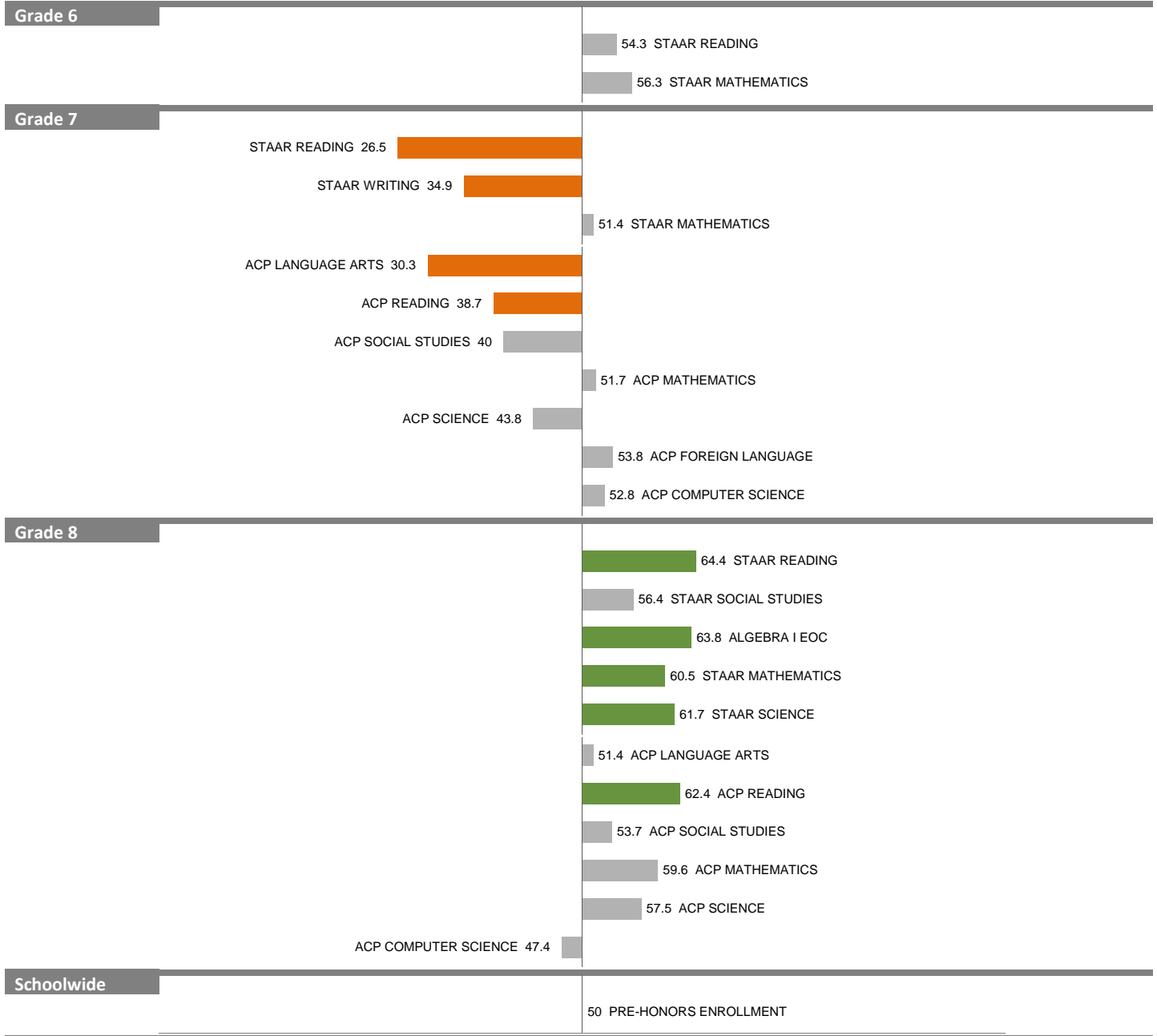
NOTES: "Overall SEI" has an average of 50 and standard deviation of 5; the range for an "average" overall SEI is 45 to 55. Component SEIs (i.e., "Grade 5 STAAR READING" or "PSAT WRITING") each have an average of 50 and standard deviation of 10. The range for an "average" component SEI is 40 to 60. Component SEIs are computed only if at least eight students are included.

2011-12 School Effectiveness Index (SEI) Analysis

54-THOMAS C. MARSH

Overall SEI: 51.6

2012-13 DIVISION 2



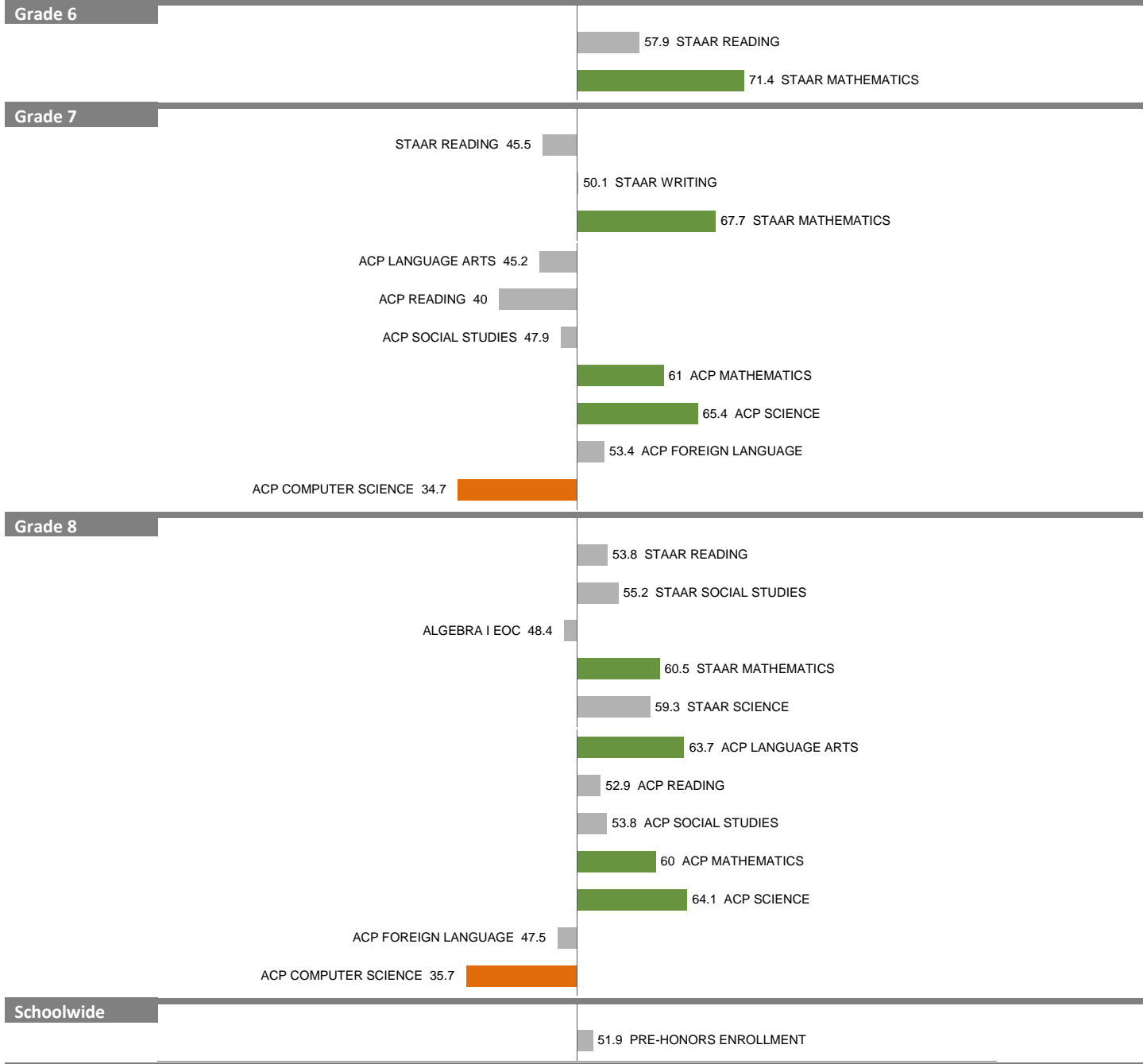
NOTES: "Overall SEI" has an average of 50 and standard deviation of 5; the range for an "average" overall SEI is 45 to 55. Component SEIs (i.e., "Grade 5 STAAR READING" or "PSAT WRITING") each have an average of 50 and standard deviation of 10. The range for an "average" component SEI is 40 to 60. Component SEIs are computed only if at least eight students are included.

2011-12 School Effectiveness Index (SEI) Analysis

55-T. J. RUSK

Overall SEI: 55.2

2012-13 DIVISION 3



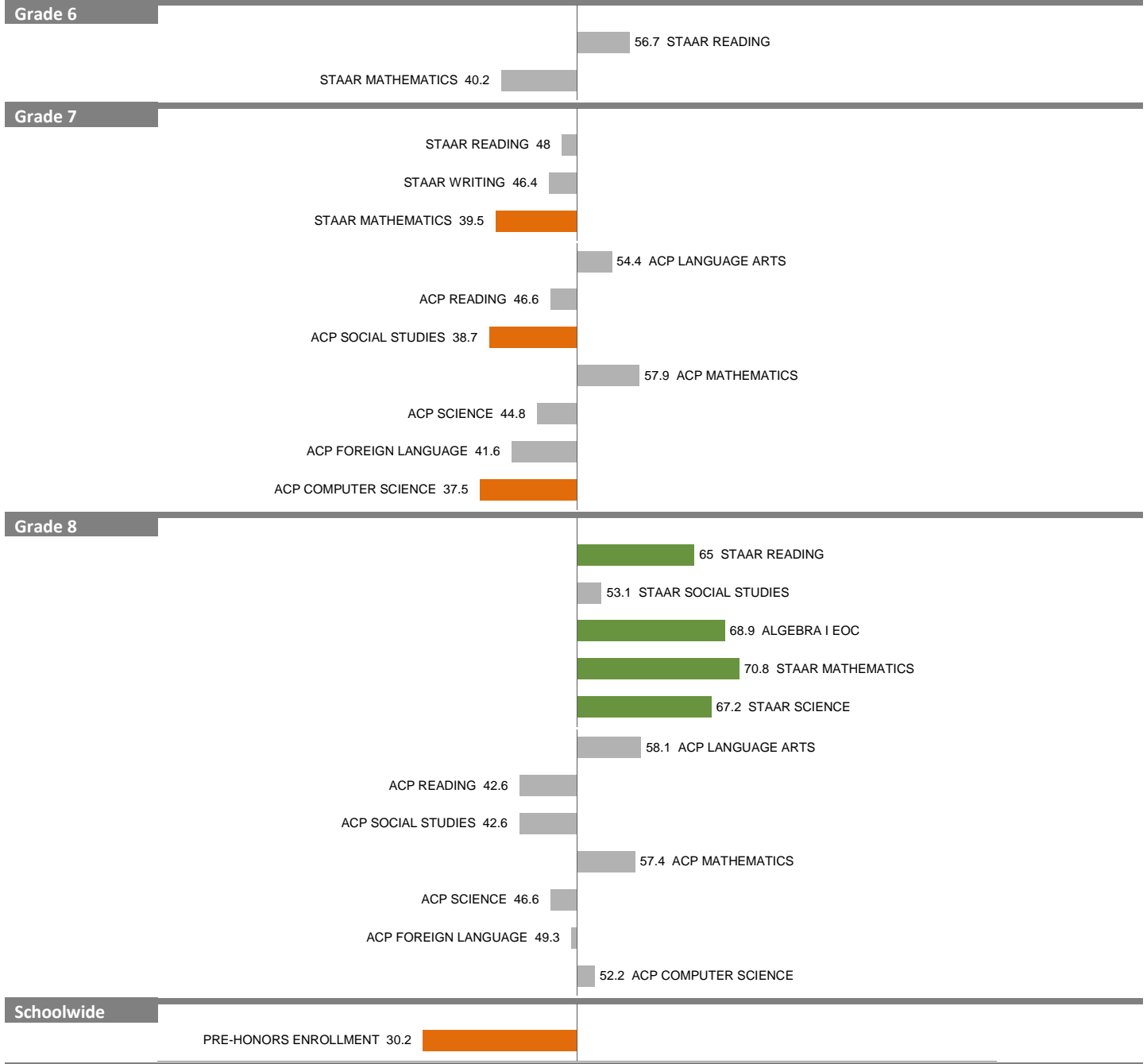
NOTES: "Overall SEI" has an average of 50 and standard deviation of 5; the range for an "average" overall SEI is 45 to 55. Component SEIs (i.e., "Grade 5 STAAR READING" or "PSAT WRITING") each have an average of 50 and standard deviation of 10. The range for an "average" component SEI is 40 to 60. Component SEIs are computed only if at least eight students are included.

2011-12 School Effectiveness Index (SEI) Analysis

56-EWELL D. WALKER

Overall SEI: 52.7

2012-13 DIVISION 2



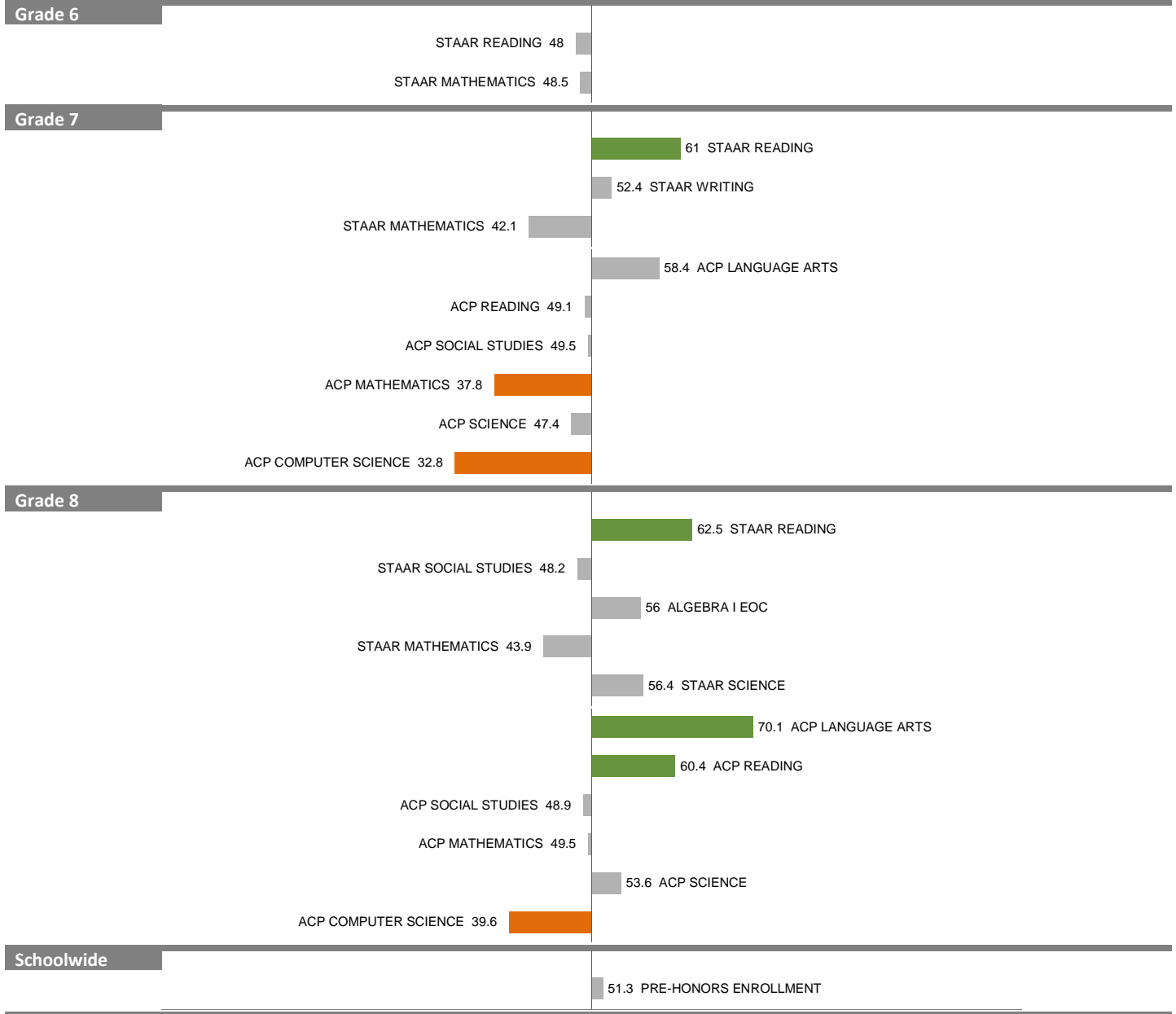
NOTES: "Overall SEI" has an average of 50 and standard deviation of 5; the range for an "average" overall SEI is 45 to 55. Component SEIs (i.e., "Grade 5 STAAR READING" or "PSAT WRITING") each have an average of 50 and standard deviation of 10. The range for an "average" component SEI is 40 to 60. Component SEIs are computed only if at least eight students are included.

2011-12 School Effectiveness Index (SEI) Analysis

58-ALEX W. SPENCE

Overall SEI: 50.9

2012-13 DIVISION 3



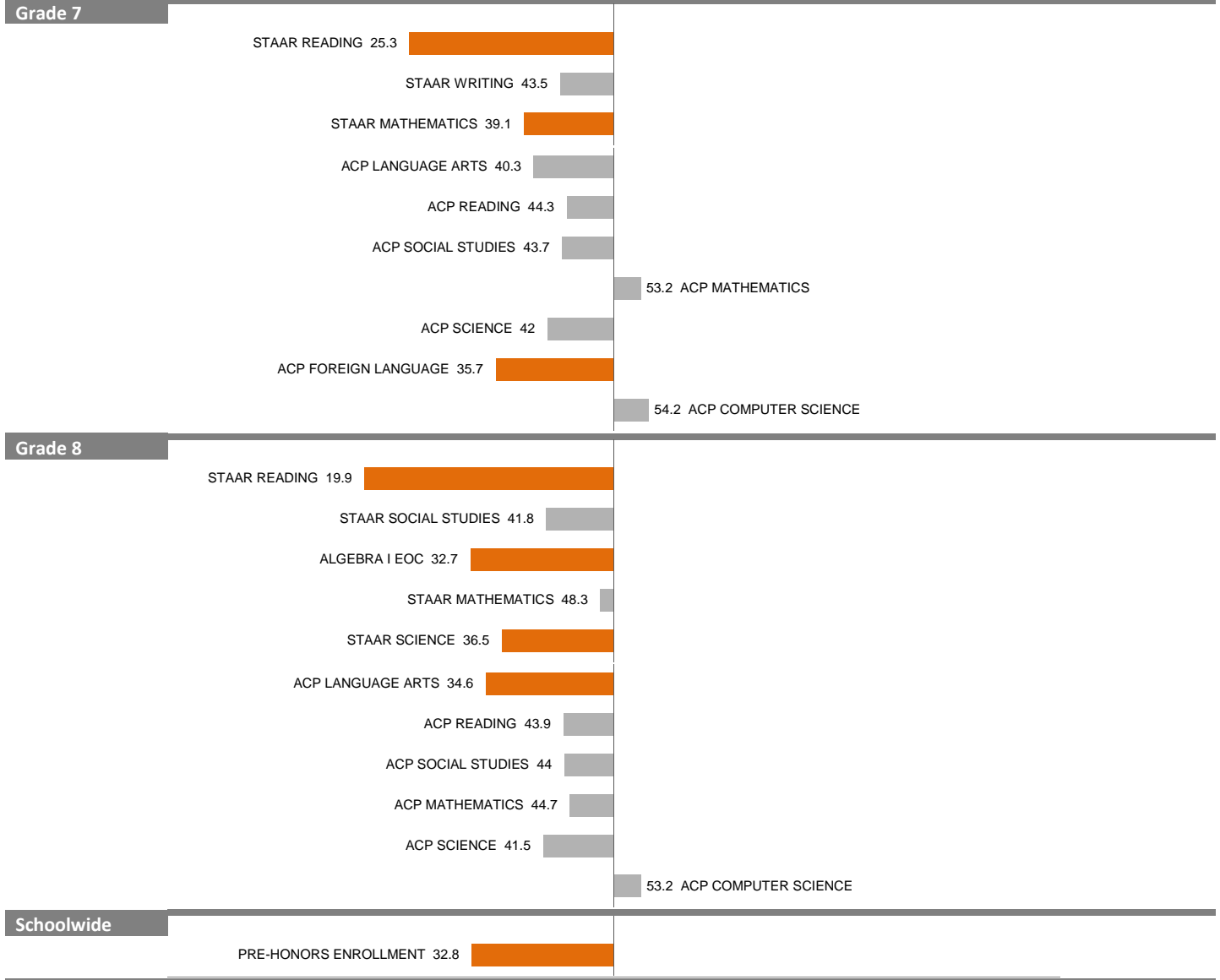
NOTES: "Overall SEI" has an average of 50 and standard deviation of 5; the range for an "average" overall SEI is 45 to 55. Component SEIs (i.e., "Grade 5 STAAR READING" or "PSAT WRITING") each have an average of 50 and standard deviation of 10. The range for an "average" component SEI is 40 to 60. Component SEIs are computed only if at least eight students are included.

2011-12 School Effectiveness Index (SEI) Analysis

59-L. V. STOCKARD

Overall SEI: 37.3

2012-13 DIVISION 3



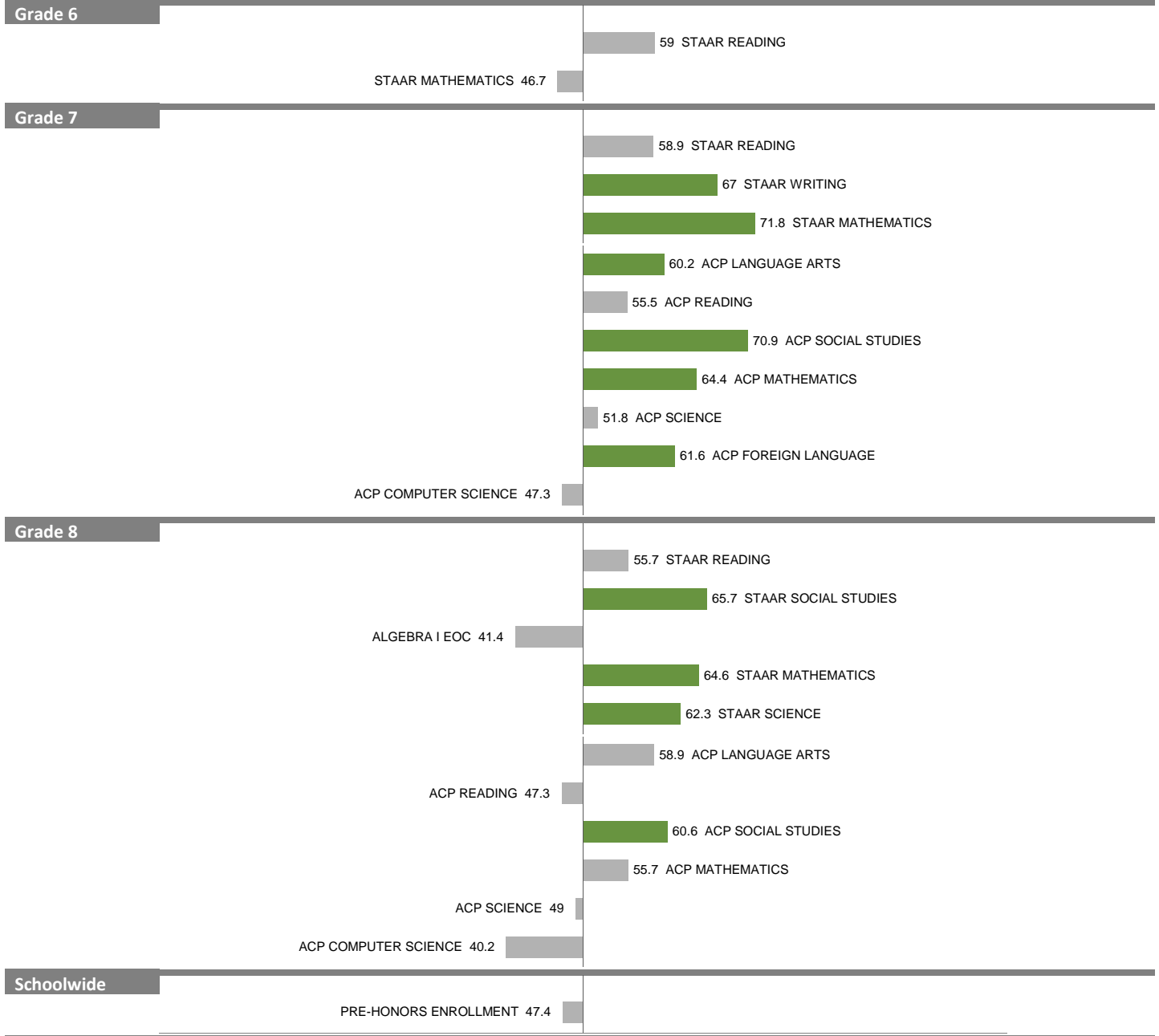
NOTES: "Overall SEI" has an average of 50 and standard deviation of 5; the range for an "average" overall SEI is 45 to 55. Component SEIs (i.e., "Grade 5 STAAR READING" or "PSAT WRITING") each have an average of 50 and standard deviation of 10. The range for an "average" component SEI is 40 to 60. Component SEIs are computed only if at least eight students are included.

2011-12 School Effectiveness Index (SEI) Analysis

60-BOUDE STOREY

Overall SEI: 57.9

2012-13 DIVISION 4




NOTES: "Overall SEI" has an average of 50 and standard deviation of 5; the range for an "average" overall SEI is 45 to 55. Component SEIs (i.e., "Grade 5 STAAR READING" or "PSAT WRITING") each have an average of 50 and standard deviation of 10. The range for an "average" component SEI is 40 to 60. Component SEIs are computed only if at least eight students are included.

2011-12 School Effectiveness Index (SEI) Analysis

62-BILLY EARL DADE

Overall SEI: 46.4

2012-13 DIVISION 4



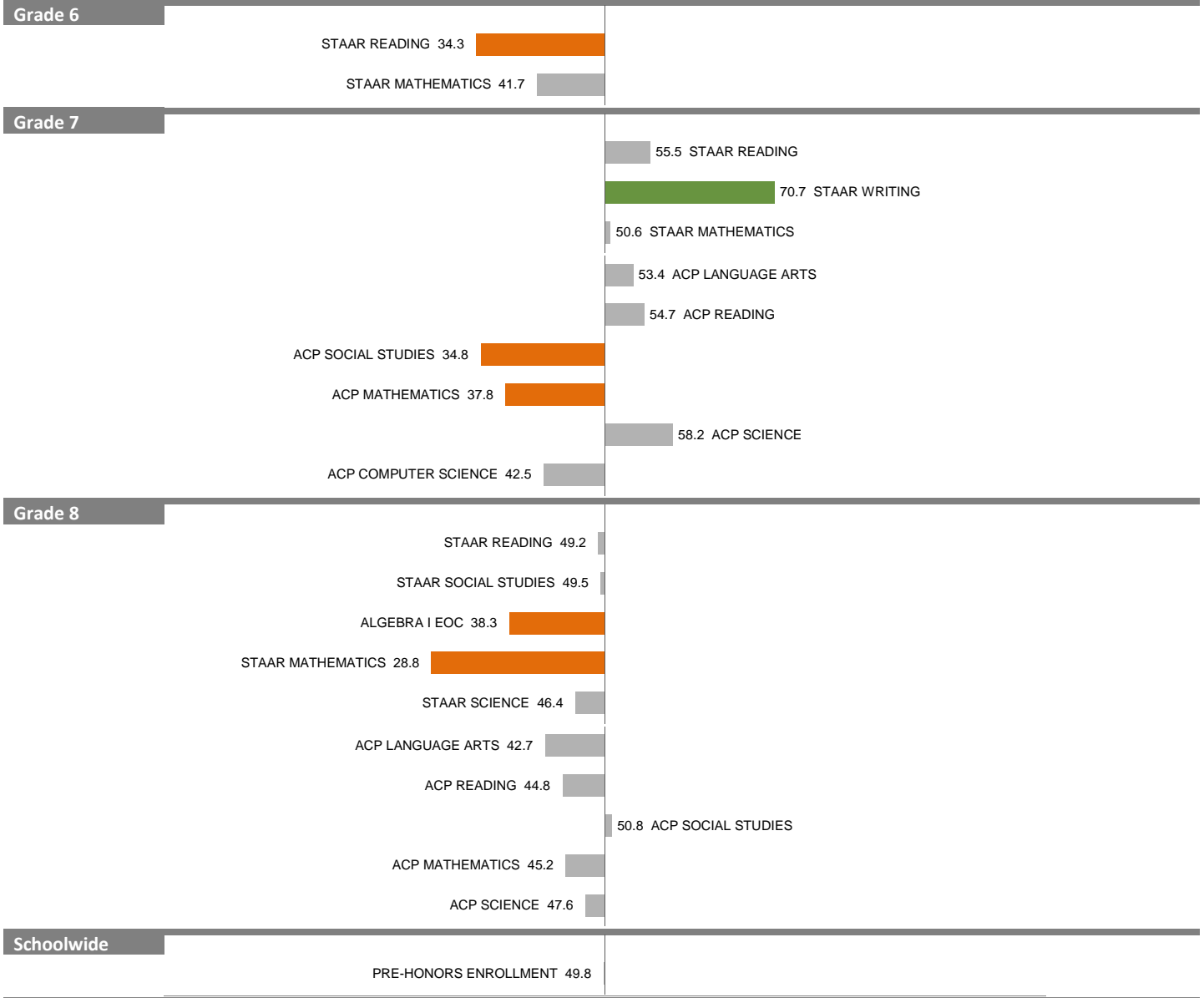
NOTES: "Overall SEI" has an average of 50 and standard deviation of 5; the range for an "average" overall SEI is 45 to 55. Component SEIs (i.e., "Grade 5 STAAR READING" or "PSAT WRITING") each have an average of 50 and standard deviation of 10. The range for an "average" component SEI is 40 to 60. Component SEIs are computed only if at least eight students are included.

2011-12 School Effectiveness Index (SEI) Analysis

63-D. A. HULCY

Overall SEI: 45.9

2012-13 DIVISION 1 (CLOSED)



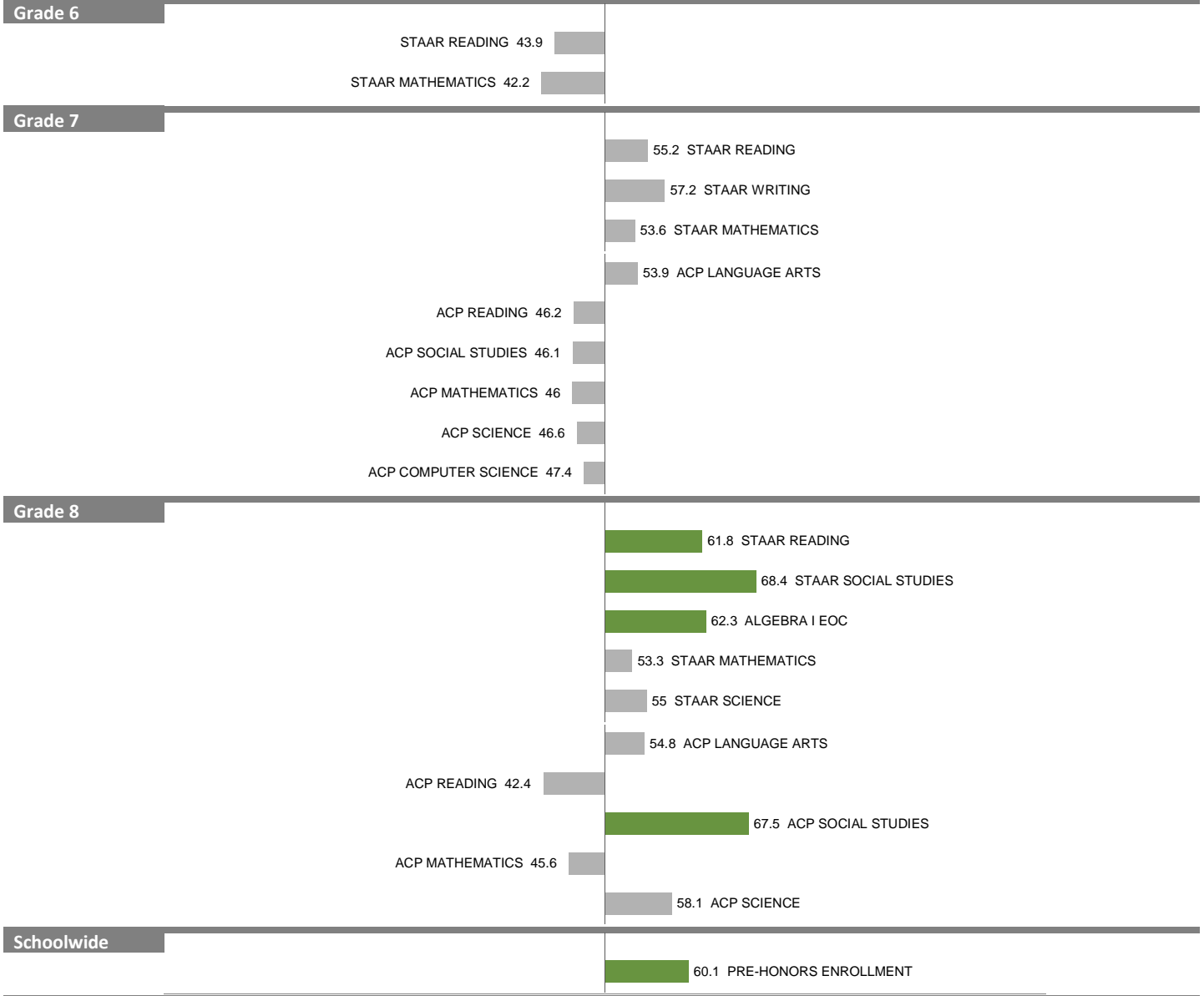
NOTES: "Overall SEI" has an average of 50 and standard deviation of 5; the range for an "average" overall SEI is 45 to 55. Component SEIs (i.e., "Grade 5 STAAR READING" or "PSAT WRITING") each have an average of 50 and standard deviation of 10. The range for an "average" component SEI is 40 to 60. Component SEIs are computed only if at least eight students are included.

2011-12 School Effectiveness Index (SEI) Analysis

65-PEARL C. ANDERSON

Overall SEI: 53.9

2012-13 DIVISION 5



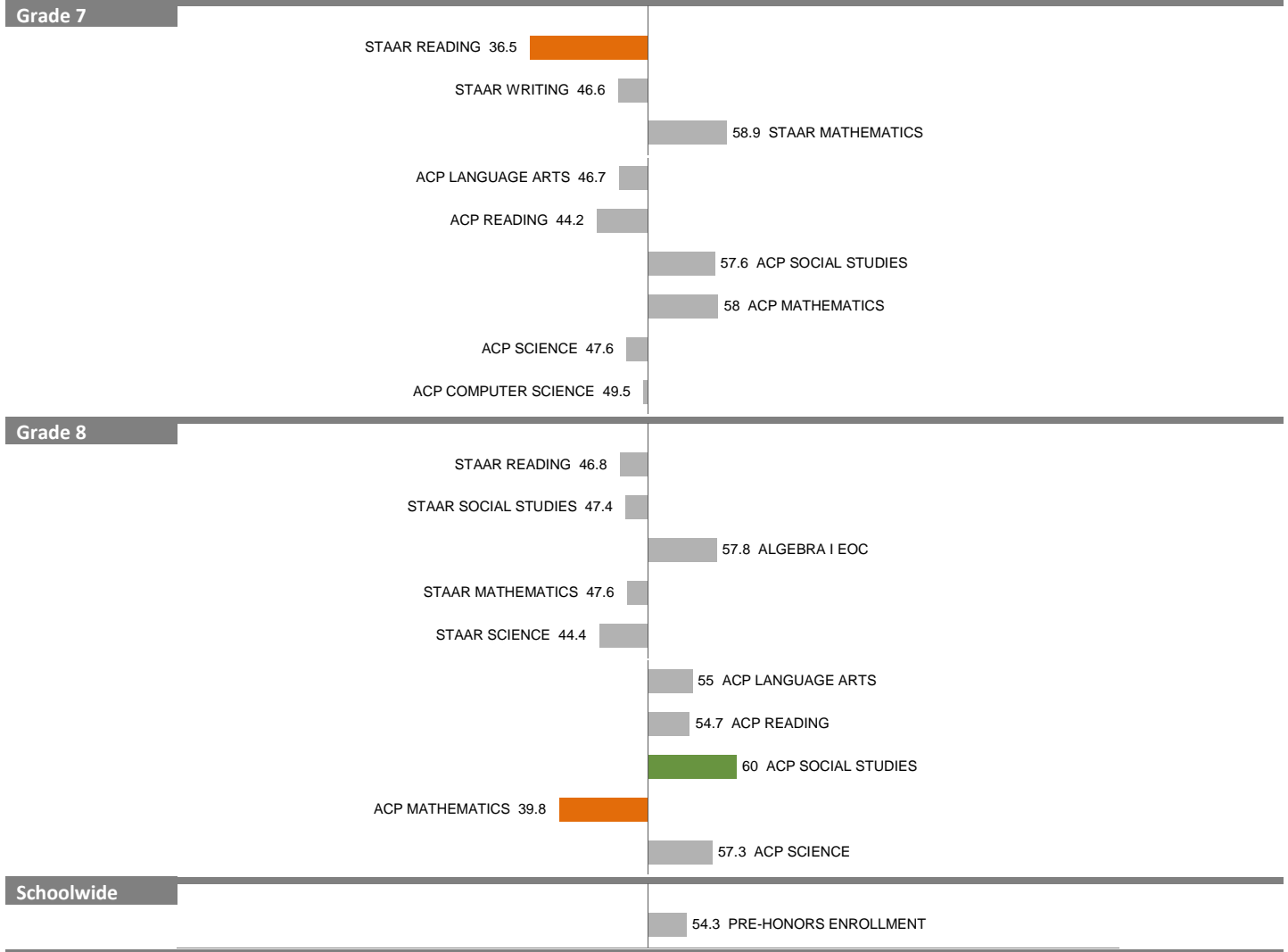
NOTES: "Overall SEI" has an average of 50 and standard deviation of 5; the range for an "average" overall SEI is 45 to 55. Component SEIs (i.e., "Grade 5 STAAR READING" or "PSAT WRITING") each have an average of 50 and standard deviation of 10. The range for an "average" component SEI is 40 to 60. Component SEIs are computed only if at least eight students are included.

2011-12 School Effectiveness Index (SEI) Analysis

68–RAUL QUINTANILLA SR.

Overall SEI: 48.7

2012-13 DIVISION 1



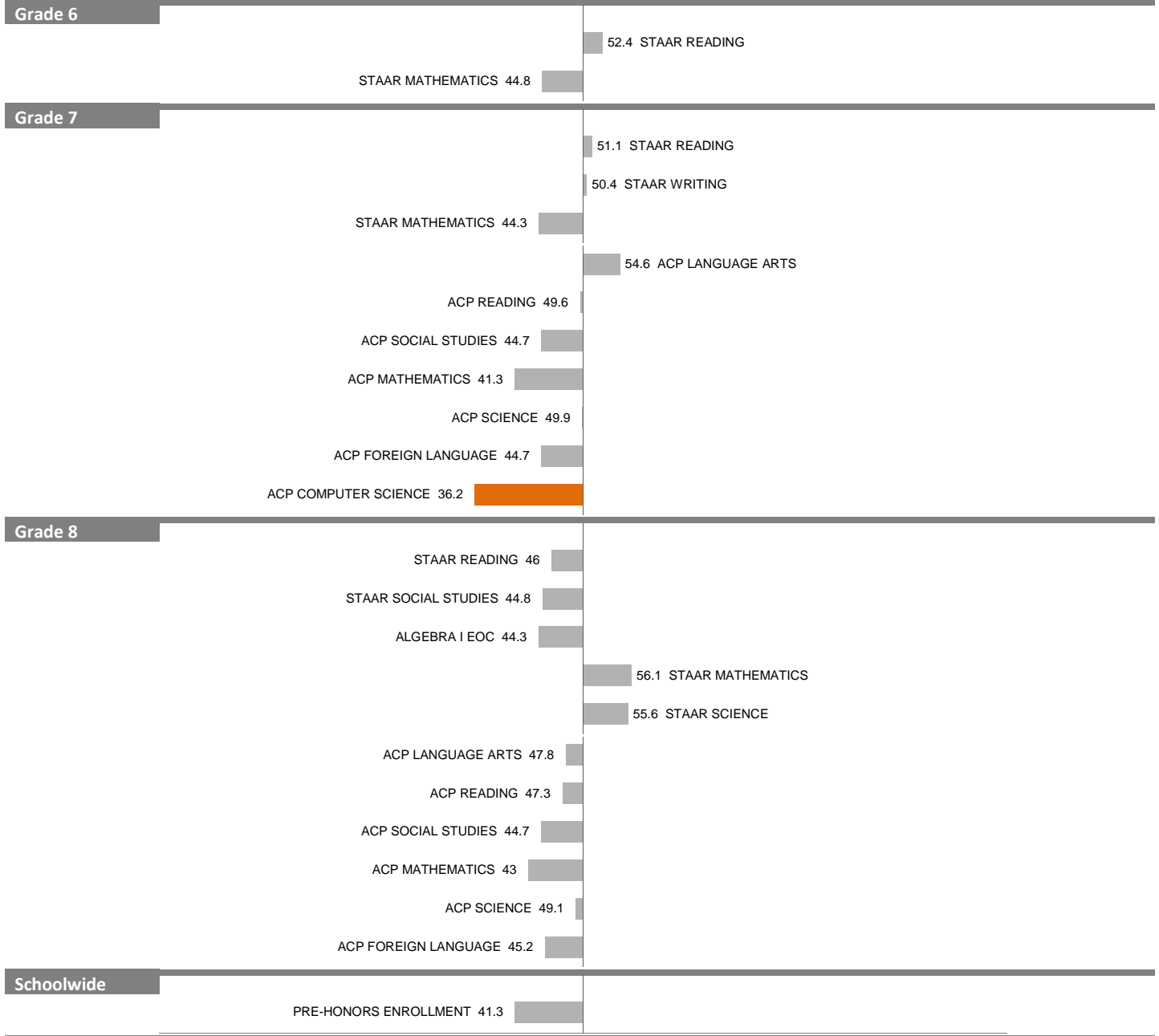
NOTES: "Overall SEI" has an average of 50 and standard deviation of 5; the range for an "average" overall SEI is 45 to 55. Component SEIs (i.e., "Grade 5 STAAR READING" or "PSAT WRITING") each have an average of 50 and standard deviation of 10. The range for an "average" component SEI is 40 to 60. Component SEIs are computed only if at least eight students are included.

2011-12 School Effectiveness Index (SEI) Analysis

69–SEAGOVILLE MIDDLE SCHOOL

Overall SEI: 47.5

2012-13 DIVISION 5



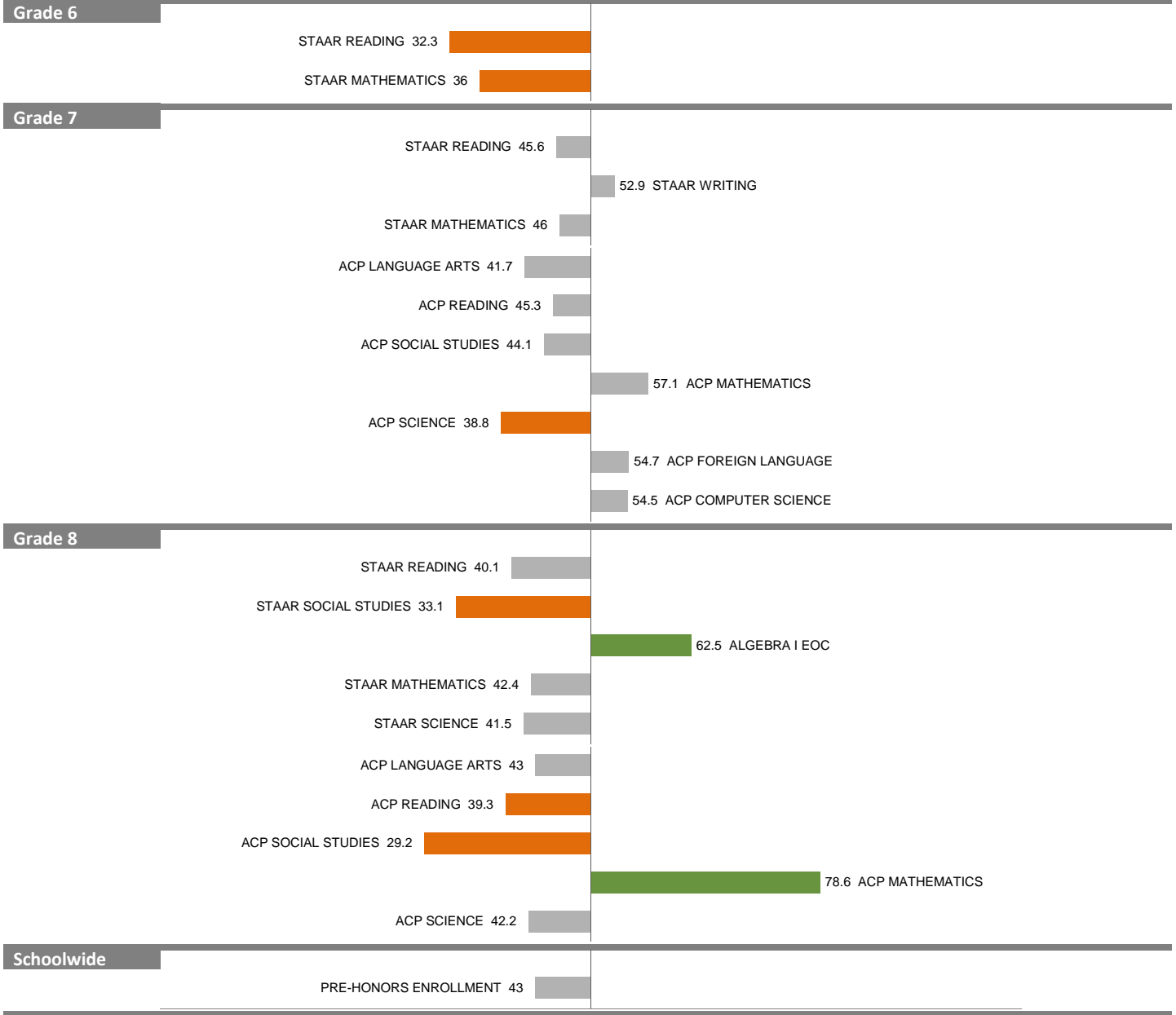
NOTES: "Overall SEI" has an average of 50 and standard deviation of 5; the range for an "average" overall SEI is 45 to 55. Component SEIs (i.e., "Grade 5 STAAR READING" or "PSAT WRITING") each have an average of 50 and standard deviation of 10. The range for an "average" component SEI is 40 to 60. Component SEIs are computed only if at least eight students are included.

2011-12 School Effectiveness Index (SEI) Analysis

72-SARAH ZUMWALT

Overall SEI: 43.4

2012-13 DIVISION 4



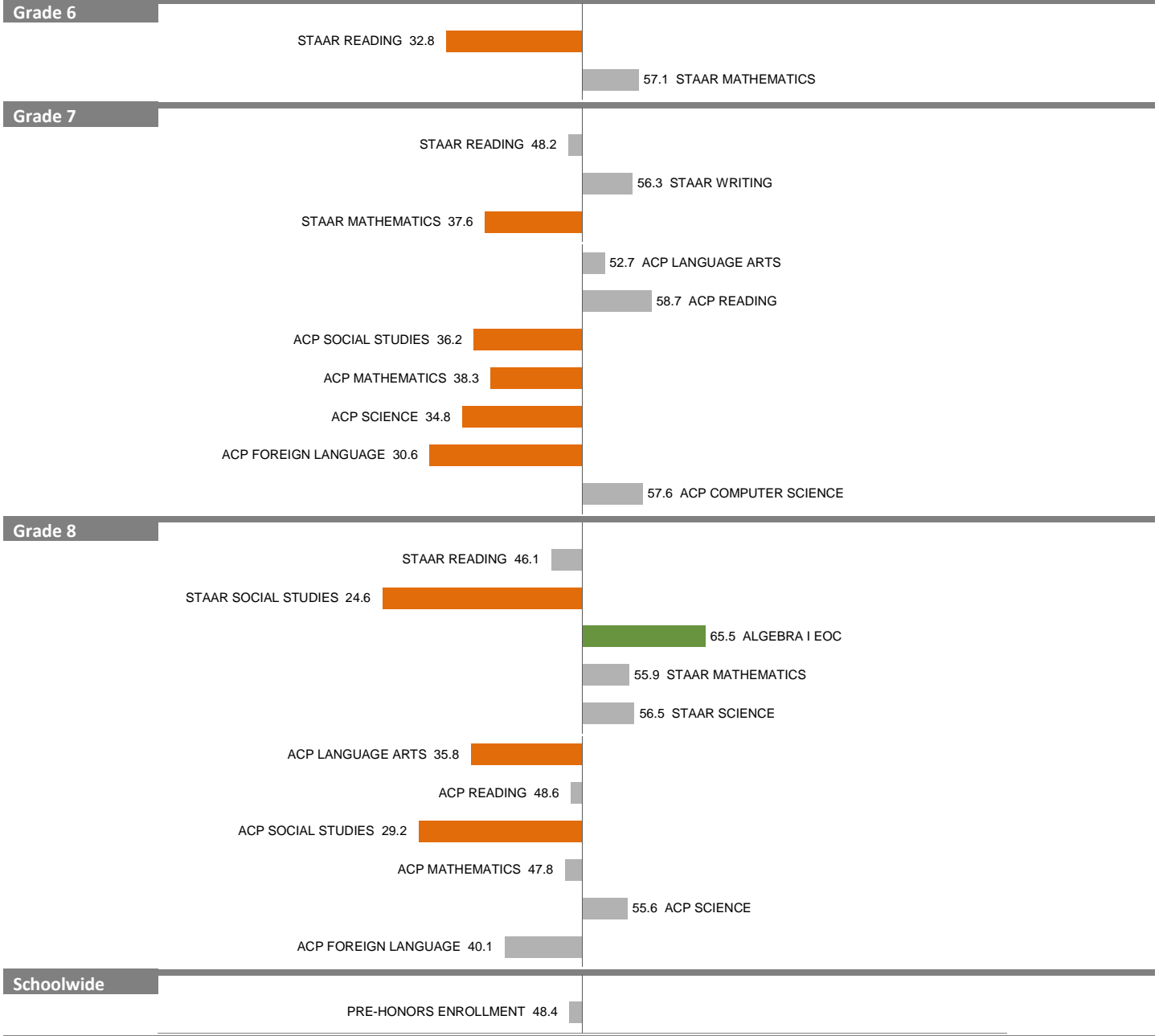
NOTES: "Overall SEI" has an average of 50 and standard deviation of 5; the range for an "average" overall SEI is 45 to 55. Component SEIs (i.e., "Grade 5 STAAR READING" or "PSAT WRITING") each have an average of 50 and standard deviation of 10. The range for an "average" component SEI is 40 to 60. Component SEIs are computed only if at least eight students are included.

2011-12 School Effectiveness Index (SEI) Analysis

74-THOMAS A. EDISON

Overall SEI: 46.3

2012-13 DIVISION 3



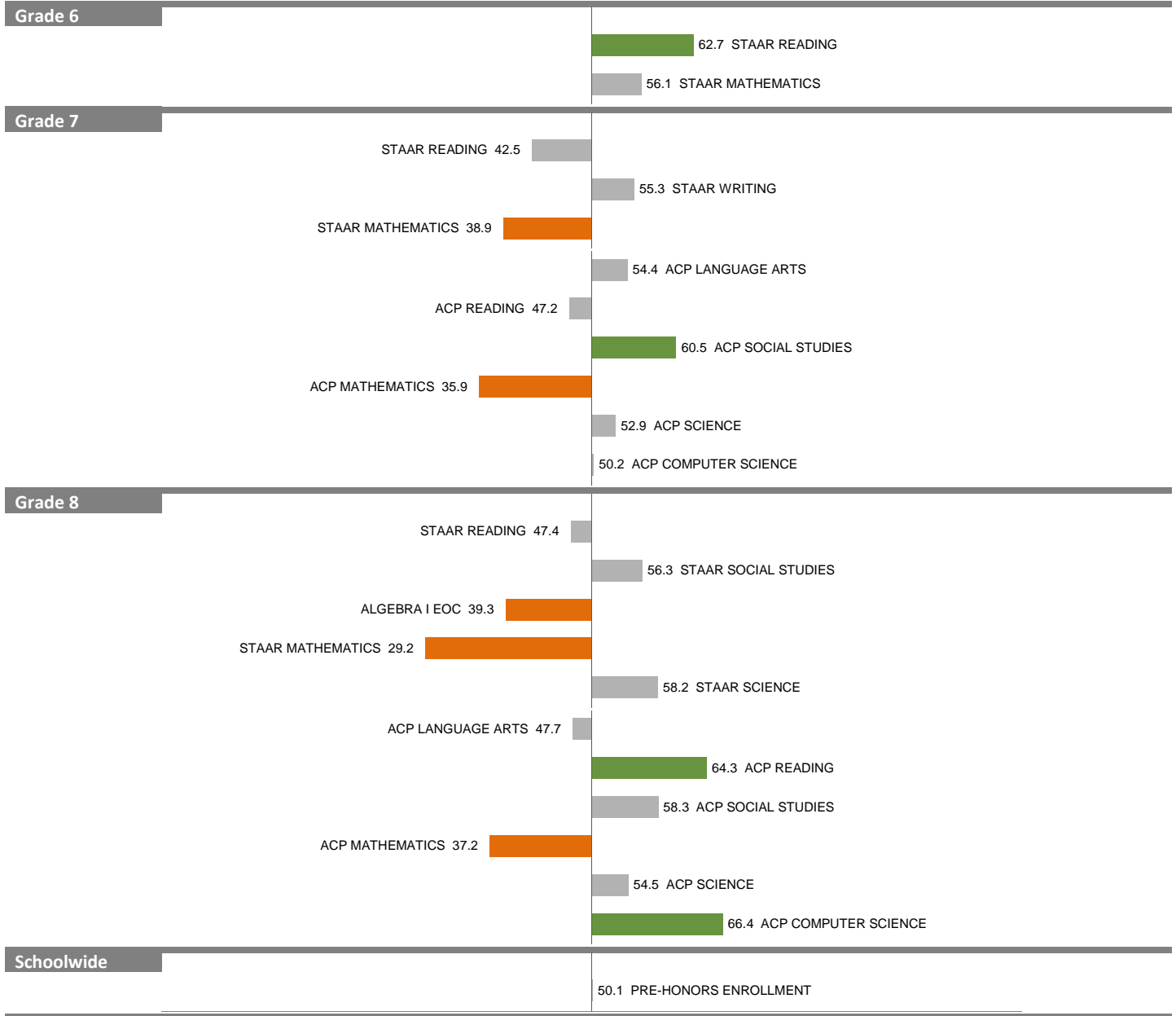
NOTES: "Overall SEI" has an average of 50 and standard deviation of 5; the range for an "average" overall SEI is 45 to 55. Component SEIs (i.e., "Grade 5 STAAR READING" or "PSAT WRITING") each have an average of 50 and standard deviation of 10. The range for an "average" component SEI is 40 to 60. Component SEIs are computed only if at least eight students are included.

2011-12 School Effectiveness Index (SEI) Analysis

76-HAROLD W. LANG SR.

Overall SEI: 48.9

2012-13 DIVISION 4



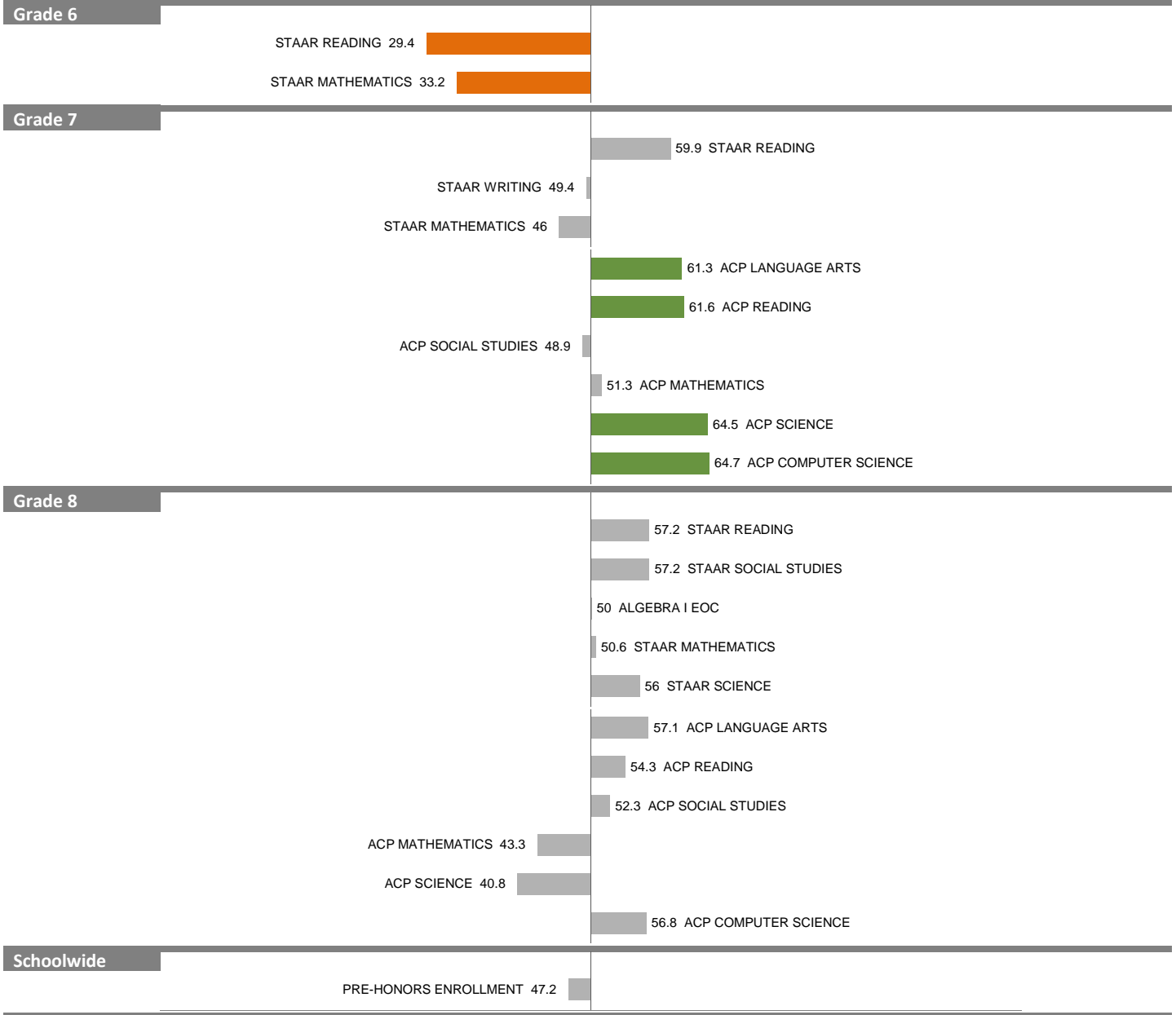
NOTES: "Overall SEI" has an average of 50 and standard deviation of 5; the range for an "average" overall SEI is 45 to 55. Component SEIs (i.e., "Grade 5 STAAR READING" or "PSAT WRITING") each have an average of 50 and standard deviation of 10. The range for an "average" component SEI is 40 to 60. Component SEIs are computed only if at least eight students are included.

2011-12 School Effectiveness Index (SEI) Analysis

77-HECTOR GARCIA

Overall SEI: 49.6

2012-13 DIVISION 5




NOTES: "Overall SEI" has an average of 50 and standard deviation of 5; the range for an "average" overall SEI is 45 to 55. Component SEIs (i.e., "Grade 5 STAAR READING" or "PSAT WRITING") each have an average of 50 and standard deviation of 10. The range for an "average" component SEI is 40 to 60. Component SEIs are computed only if at least eight students are included.

2011-12 School Effectiveness Index (SEI) Analysis

79-PANCHO MEDRANO

Overall SEI: 51.7

2012-13 DIVISION 1

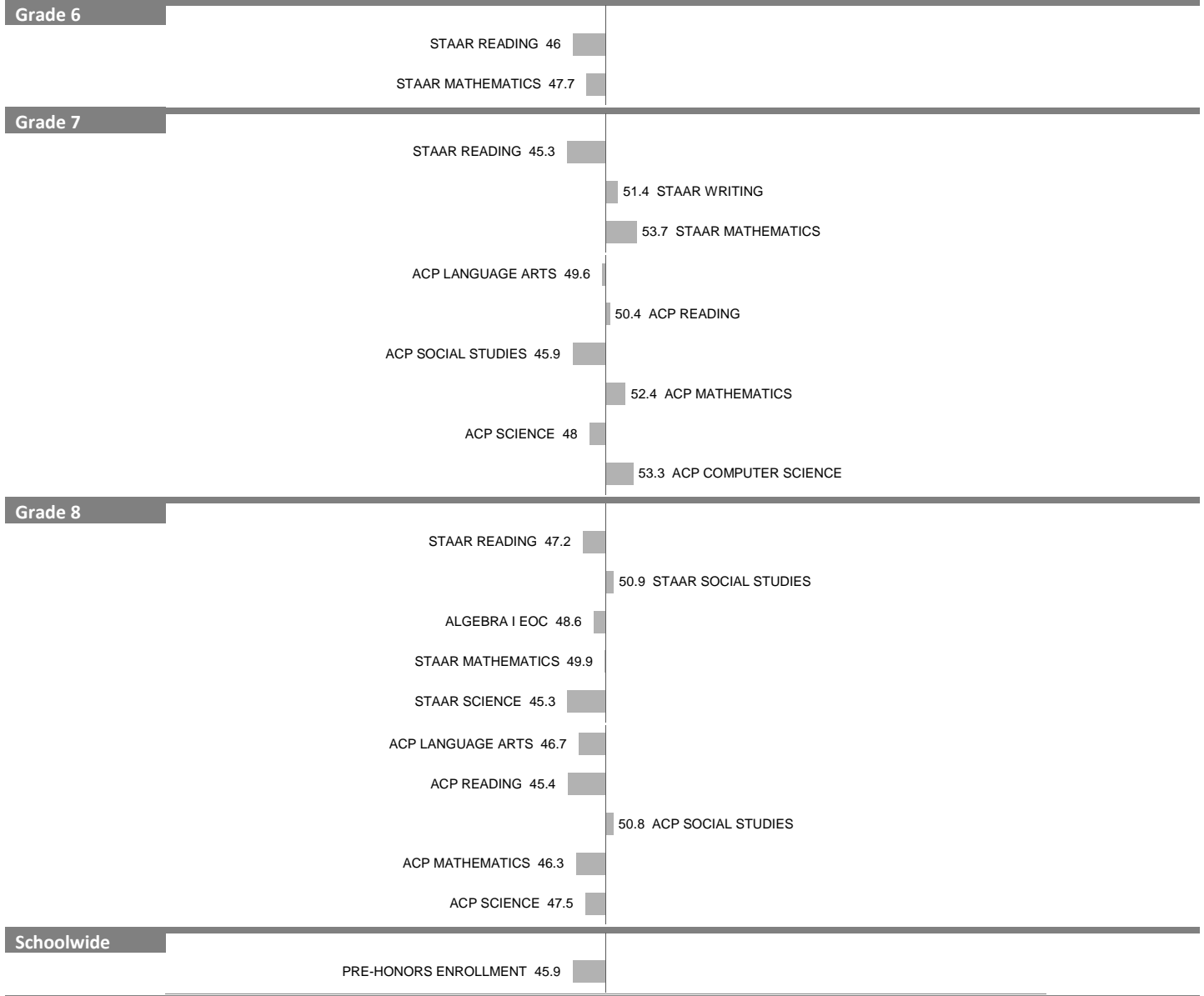


NOTES: "Overall SEI" has an average of 50 and standard deviation of 5; the range for an "average" overall SEI is 45 to 55. Component SEIs (i.e., "Grade 5 STAAR READING" or "PSAT WRITING") each have an average of 50 and standard deviation of 10. The range for an "average" component SEI is 40 to 60. Component SEIs are computed only if at least eight students are included.

2011-12 School Effectiveness Index (SEI) Analysis

83-SAM TASBY
2012-13 DIVISION 2

Overall SEI: 48.0



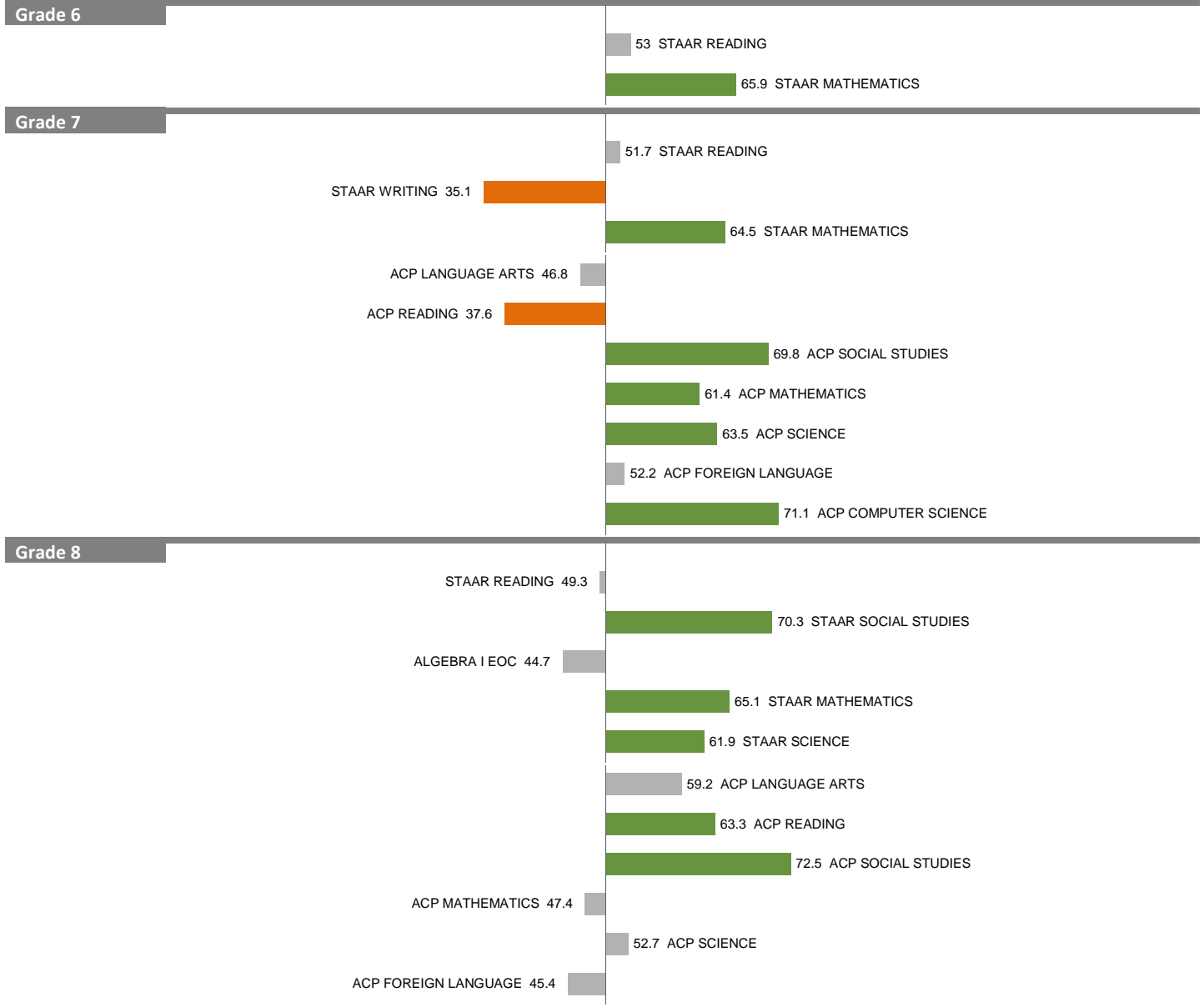
NOTES: "Overall SEI" has an average of 50 and standard deviation of 5; the range for an "average" overall SEI is 45 to 55. Component SEIs (i.e., "Grade 5 STAAR READING" or "PSAT WRITING") each have an average of 50 and standard deviation of 10. The range for an "average" component SEI is 40 to 60. Component SEIs are computed only if at least eight students are included.

2011-12 School Effectiveness Index (SEI) Analysis

354-KENNEDY-CURRY MIDDLE SCHOOL

Overall SEI: 56.0

2012-13 DIVISION 5



NOTES: "Overall SEI" has an average of 50 and standard deviation of 5; the range for an "average" overall SEI is 45 to 55. Component SEIs (i.e., "Grade 5 STAAR READING" or "PSAT WRITING") each have an average of 50 and standard deviation of 10. The range for an "average" component SEI is 40 to 60. Component SEIs are computed only if at least eight students are included.