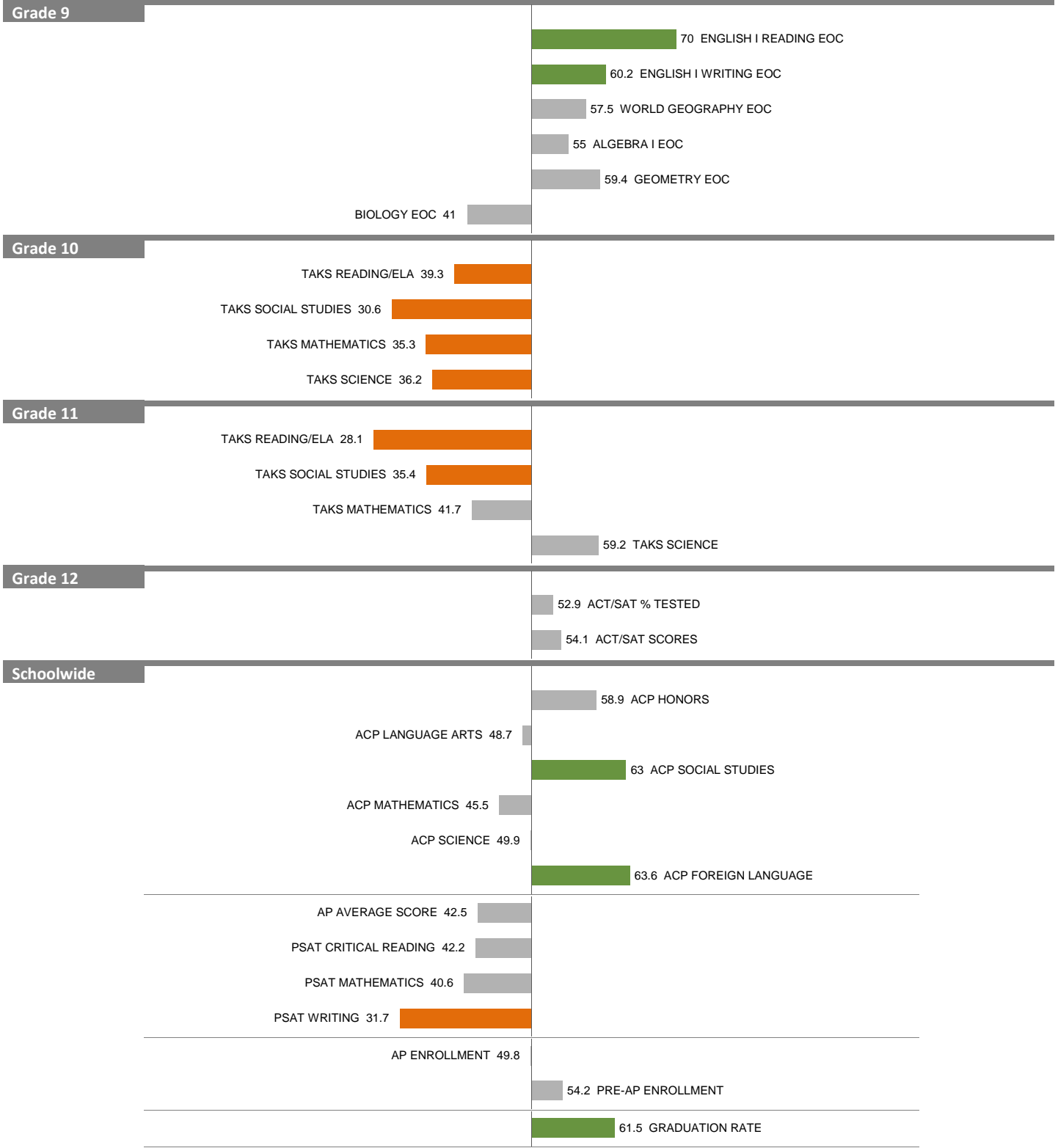


# 2011-12 School Effectiveness Index (SEI) Analysis

16-SOUTH OAK CLIFF

Overall SEI: 48.0

2012-13 DIVISION 4



NOTES: "Overall SEI" has an average of 50 and standard deviation of 5; the range for an "average" overall SEI is 45 to 55. Component SEIs (i.e., "Grade 5 STAAR READING" or "PSAT WRITING") each have an average of 50 and standard deviation of 10. The range for an "average" component SEI is 40 to 60. Component SEIs are computed only if at least eight students are included.

# 2011-12 School Effectiveness Index (SEI) Analysis

22-WOODROW WILSON

Overall SEI: 50.5

2012-13 DIVISION 4



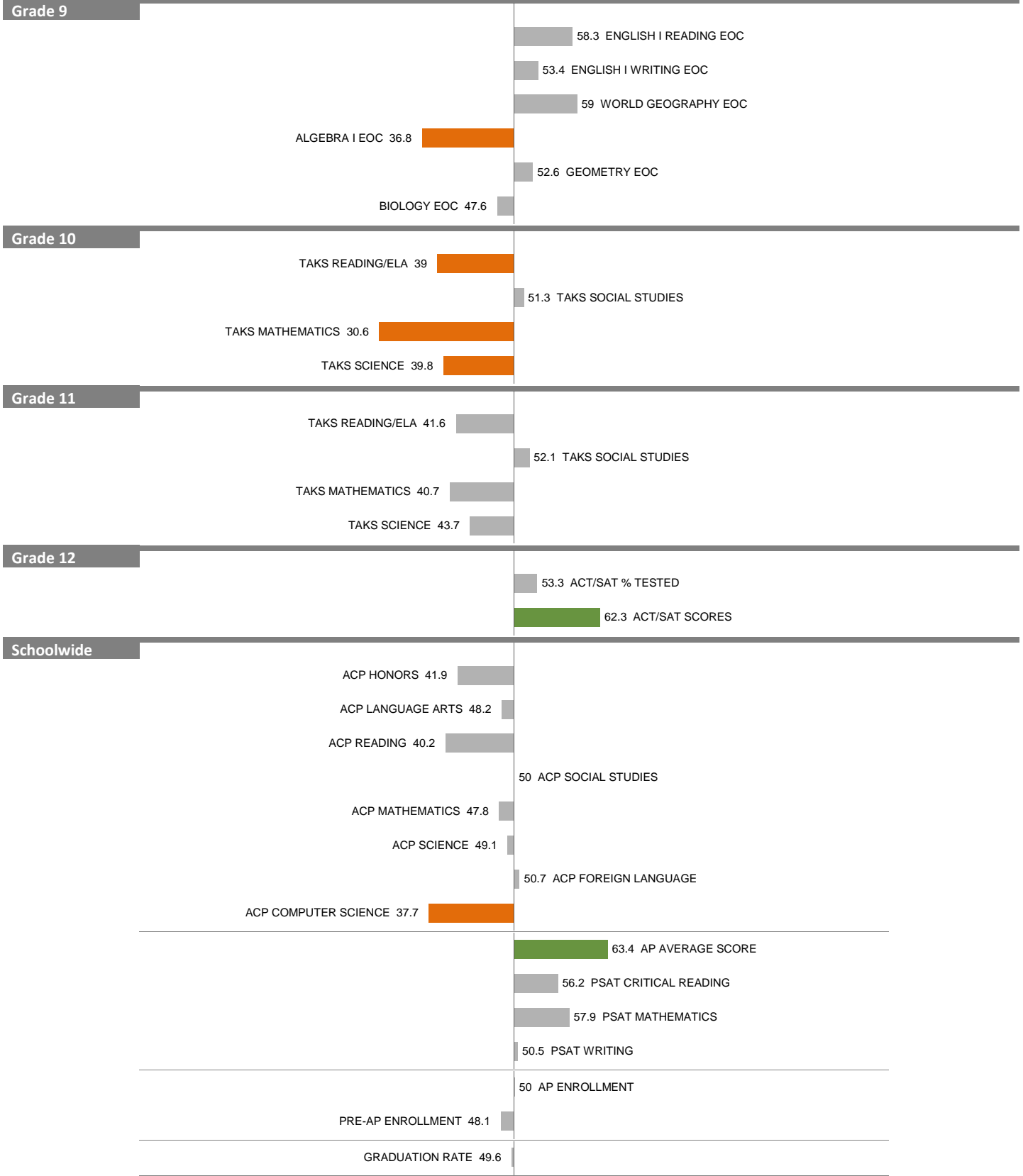
NOTES: "Overall SEI" has an average of 50 and standard deviation of 5; the range for an "average" overall SEI is 45 to 55. Component SEIs (i.e., "Grade 5 STAAR READING" or "PSAT WRITING") each have an average of 50 and standard deviation of 10. The range for an "average" component SEI is 40 to 60. Component SEIs are computed only if at least eight students are included.

# 2011-12 School Effectiveness Index (SEI) Analysis

25-SKYLINE CENTER

Overall SEI: 46.6

2012-13 DIVISION 4



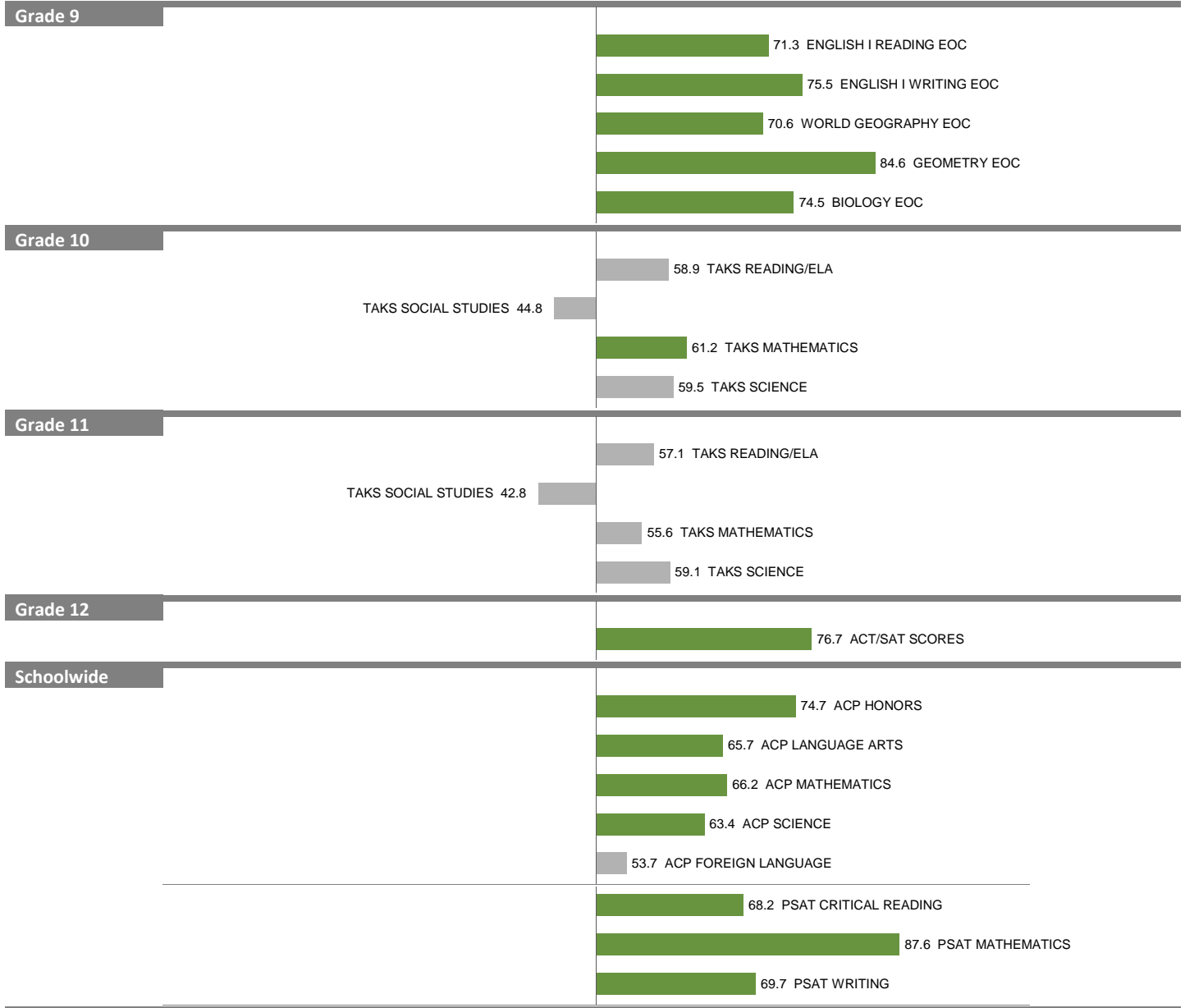
NOTES: "Overall SEI" has an average of 50 and standard deviation of 5; the range for an "average" overall SEI is 45 to 55. Component SEIs (i.e., "Grade 5 STAAR READING" or "PSAT WRITING") each have an average of 50 and standard deviation of 10. The range for an "average" component SEI is 40 to 60. Component SEIs are computed only if at least eight students are included.

## 2011-12 School Effectiveness Index (SEI) Analysis

26–SCHOOL OF SCIENCE & ENGINEERING AT TOWNVIEW

Overall SEI: 63.8

2012-13 DIVISION 4 (MAGNETS)



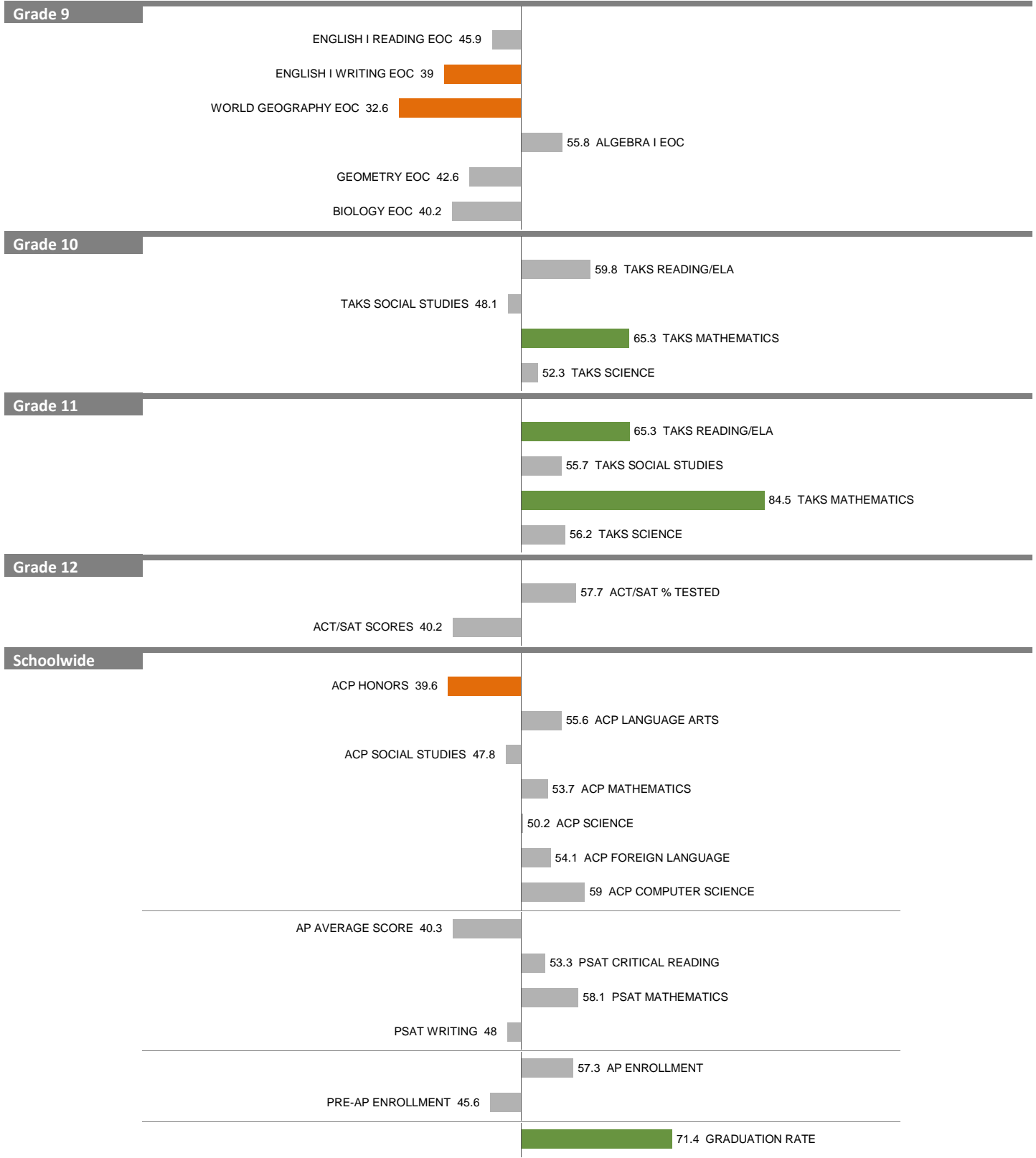
NOTES: "Overall SEI" has an average of 50 and standard deviation of 5; the range for an "average" overall SEI is 45 to 55. Component SEIs (i.e., "Grade 5 STAAR READING" or "PSAT WRITING") each have an average of 50 and standard deviation of 10. The range for an "average" component SEI is 40 to 60. Component SEIs are computed only if at least eight students are included.

# 2011-12 School Effectiveness Index (SEI) Analysis

32-JAMES MADISON

Overall SEI: 52.5

2012-13 DIVISION 4




NOTES: "Overall SEI" has an average of 50 and standard deviation of 5; the range for an "average" overall SEI is 45 to 55. Component SEIs (i.e., "Grade 5 STAAR READING" or "PSAT WRITING") each have an average of 50 and standard deviation of 10. The range for an "average" component SEI is 40 to 60. Component SEIs are computed only if at least eight students are included.

# 2011-12 School Effectiveness Index (SEI) Analysis

33-SCHOOL OF BUSINESS & MANAGEMENT AT TOWNVIEW

Overall SEI: 50.9

2012-13 DIVISION 4 (MAGNETS)




NOTES: "Overall SEI" has an average of 50 and standard deviation of 5; the range for an "average" overall SEI is 45 to 55. Component SEIs (i.e., "Grade 5 STAAR READING" or "PSAT WRITING") each have an average of 50 and standard deviation of 10. The range for an "average" component SEI is 40 to 60. Component SEIs are computed only if at least eight students are included.

# 2011-12 School Effectiveness Index (SEI) Analysis

35-IRMA L. RANGEL LEADERSHIP ACADEMY (HS)

Overall SEI: 58.8

2012-13 DIVISION 4 (MAGNETS)




NOTES: "Overall SEI" has an average of 50 and standard deviation of 5; the range for an "average" overall SEI is 45 to 55. Component SEIs (i.e., "Grade 5 STAAR READING" or "PSAT WRITING") each have an average of 50 and standard deviation of 10. The range for an "average" component SEI is 40 to 60. Component SEIs are computed only if at least eight students are included.

# 2011-12 School Effectiveness Index (SEI) Analysis

36-SCHOOL OF HEALTH PROFESSIONS AT TOWNVIEW

Overall SEI: 54.8

2012-13 DIVISION 4 (MAGNETS)



NOTES: "Overall SEI" has an average of 50 and standard deviation of 5; the range for an "average" overall SEI is 45 to 55. Component SEIs (i.e., "Grade 5 STAAR READING" or "PSAT WRITING") each have an average of 50 and standard deviation of 10. The range for an "average" component SEI is 40 to 60. Component SEIs are computed only if at least eight students are included.




# 2011-12 School Effectiveness Index (SEI) Analysis

37–ROSIE SORRELLS SCHOOL OF EDUCATION AT TOWNVIEW

Overall SEI: 54.1

2012-13 DIVISION 4 (MAGNETS)



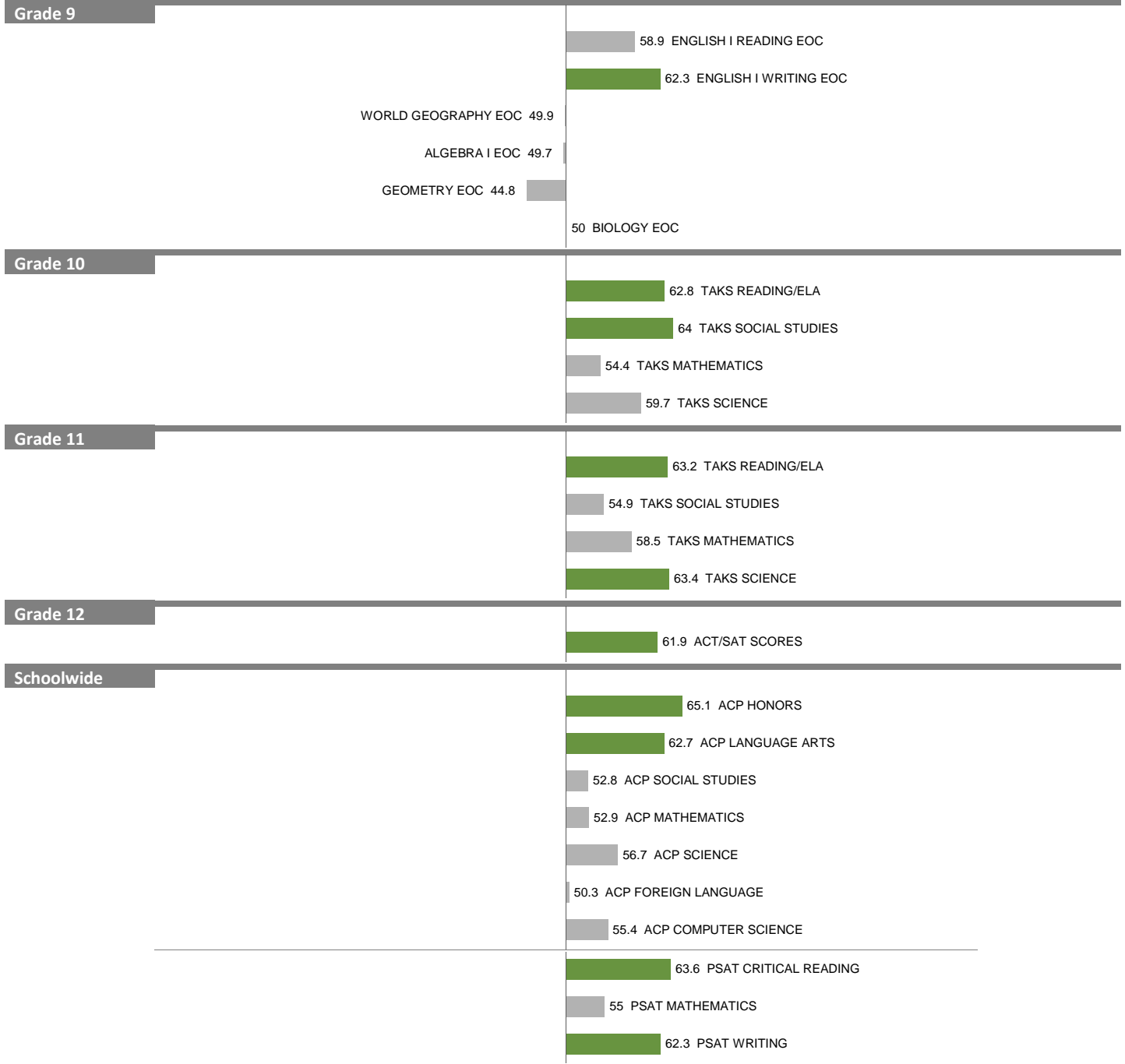
NOTES: "Overall SEI" has an average of 50 and standard deviation of 5; the range for an "average" overall SEI is 45 to 55. Component SEIs (i.e., "Grade 5 STAAR READING" or "PSAT WRITING") each have an average of 50 and standard deviation of 10. The range for an "average" component SEI is 40 to 60. Component SEIs are computed only if at least eight students are included.

# 2011-12 School Effectiveness Index (SEI) Analysis

38-JUDGE SANDERS PUBLIC SERVICE MAGNET AT TOWNVIEW

Overall SEI: 56.7

2012-13 DIVISION 4 (MAGNETS)



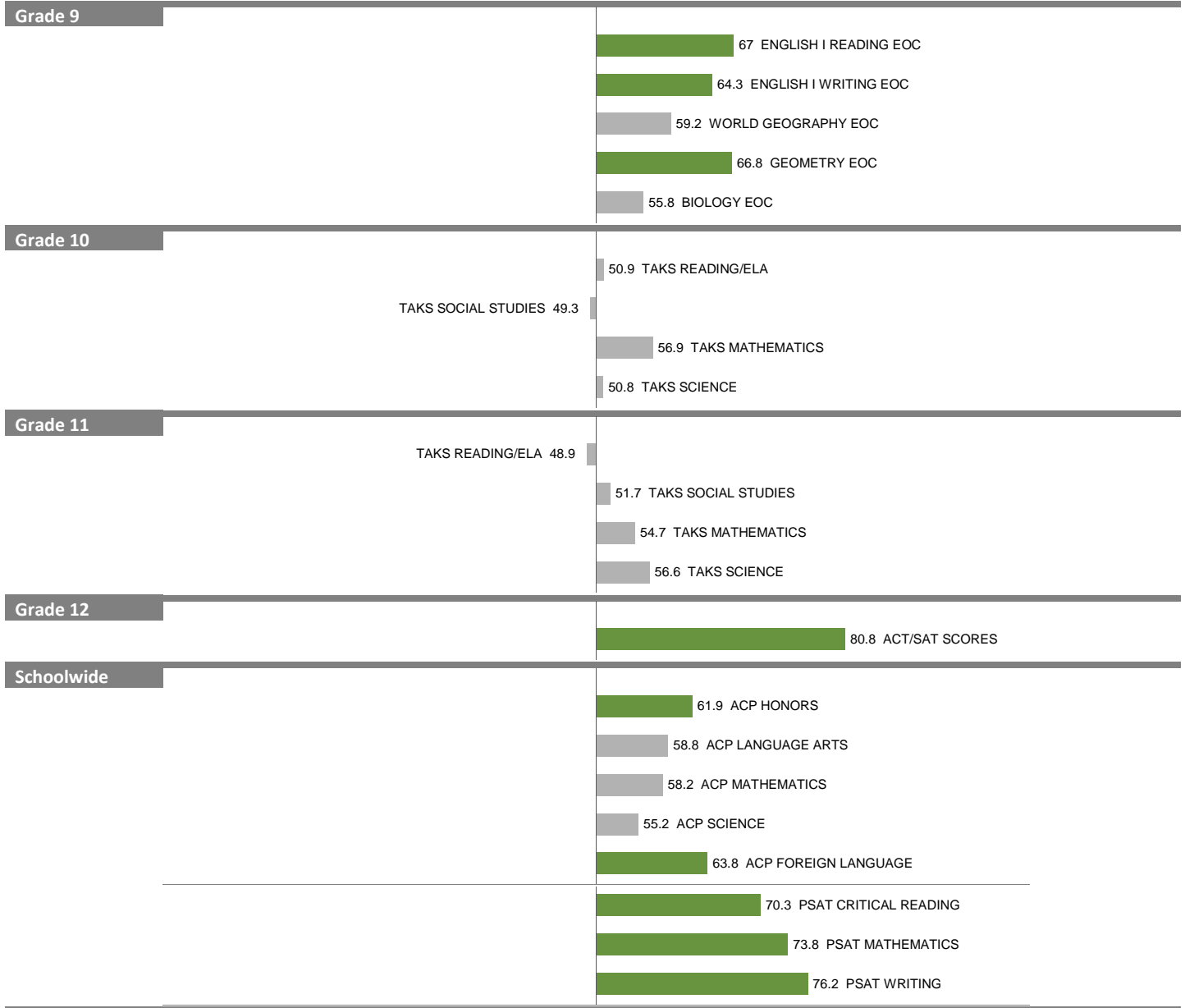
NOTES: "Overall SEI" has an average of 50 and standard deviation of 5; the range for an "average" overall SEI is 45 to 55. Component SEIs (i.e., "Grade 5 STAAR READING" or "PSAT WRITING") each have an average of 50 and standard deviation of 10. The range for an "average" component SEI is 40 to 60. Component SEIs are computed only if at least eight students are included.

# 2011-12 School Effectiveness Index (SEI) Analysis

39-SCHOOL FOR TALENTED & GIFTED AT TOWNVIEW

Overall SEI: 57.5

2012-13 DIVISION 4 (MAGNETS)



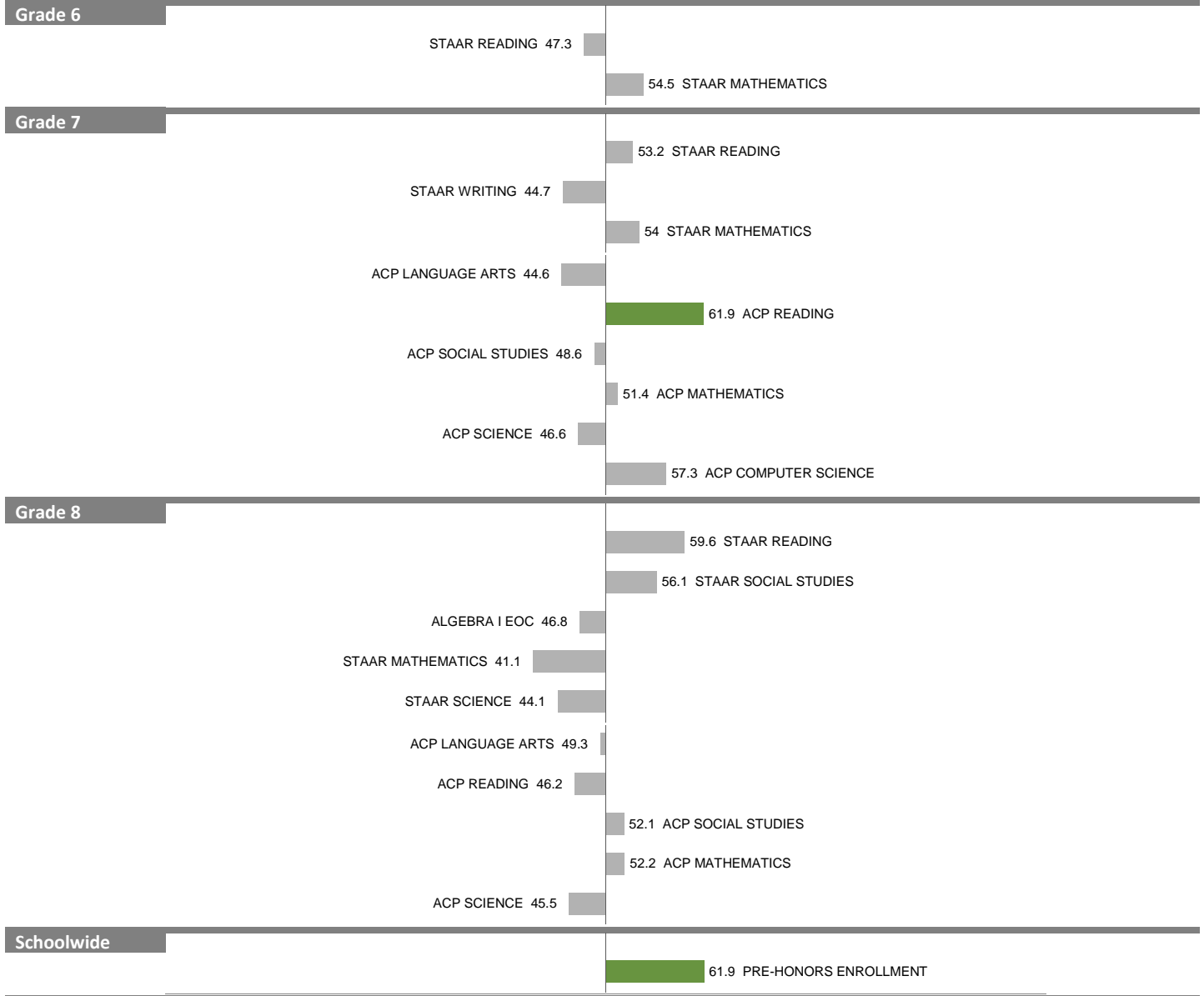
NOTES: "Overall SEI" has an average of 50 and standard deviation of 5; the range for an "average" overall SEI is 45 to 55. Component SEIs (i.e., "Grade 5 STAAR READING" or "PSAT WRITING") each have an average of 50 and standard deviation of 10. The range for an "average" component SEI is 40 to 60. Component SEIs are computed only if at least eight students are included.

# 2011-12 School Effectiveness Index (SEI) Analysis

53-J. L. LONG

Overall SEI: 49.9

2012-13 DIVISION 4



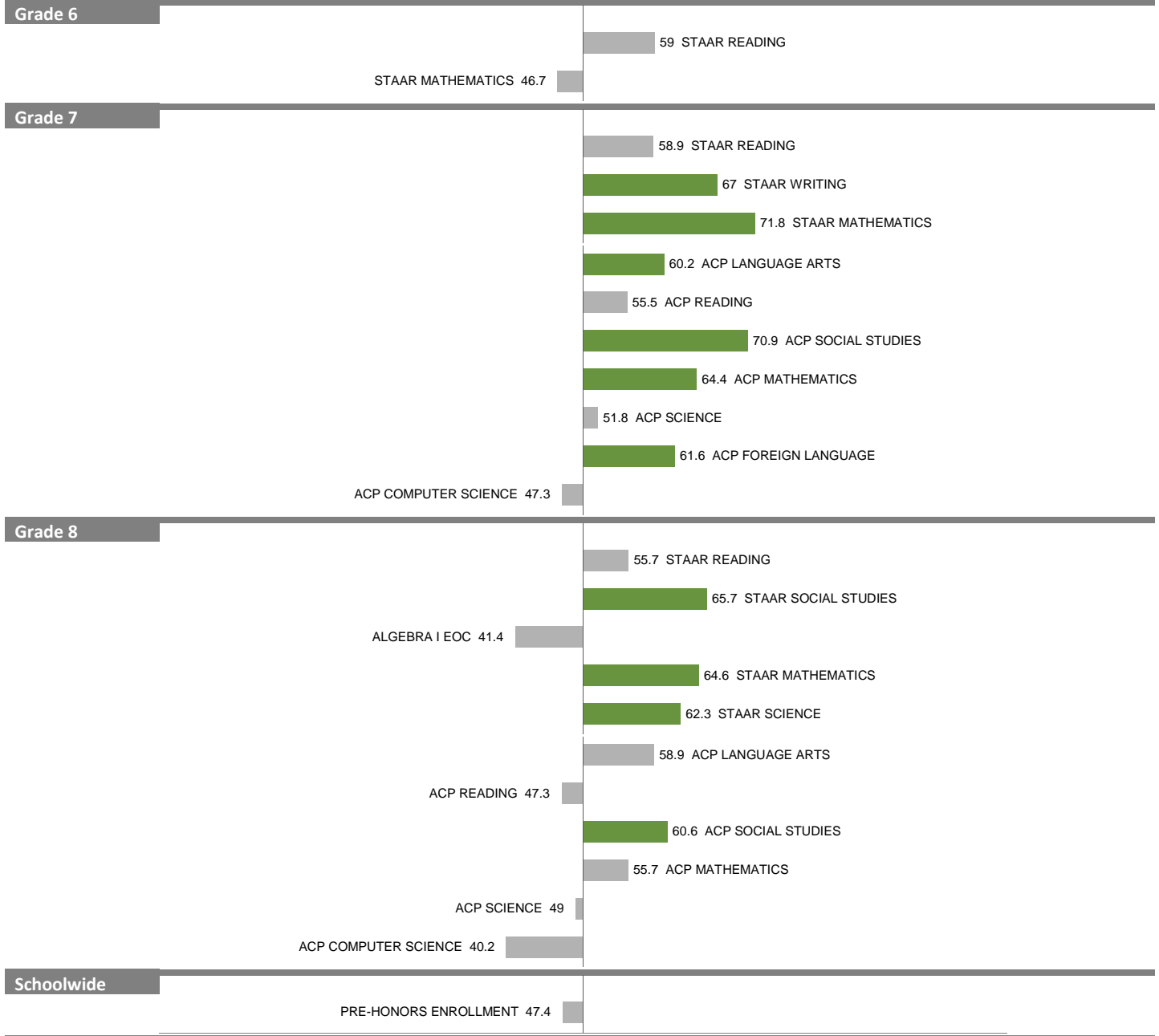
NOTES: "Overall SEI" has an average of 50 and standard deviation of 5; the range for an "average" overall SEI is 45 to 55. Component SEIs (i.e., "Grade 5 STAAR READING" or "PSAT WRITING") each have an average of 50 and standard deviation of 10. The range for an "average" component SEI is 40 to 60. Component SEIs are computed only if at least eight students are included.

# 2011-12 School Effectiveness Index (SEI) Analysis

60-BOUDE STOREY

Overall SEI: 57.9

2012-13 DIVISION 4



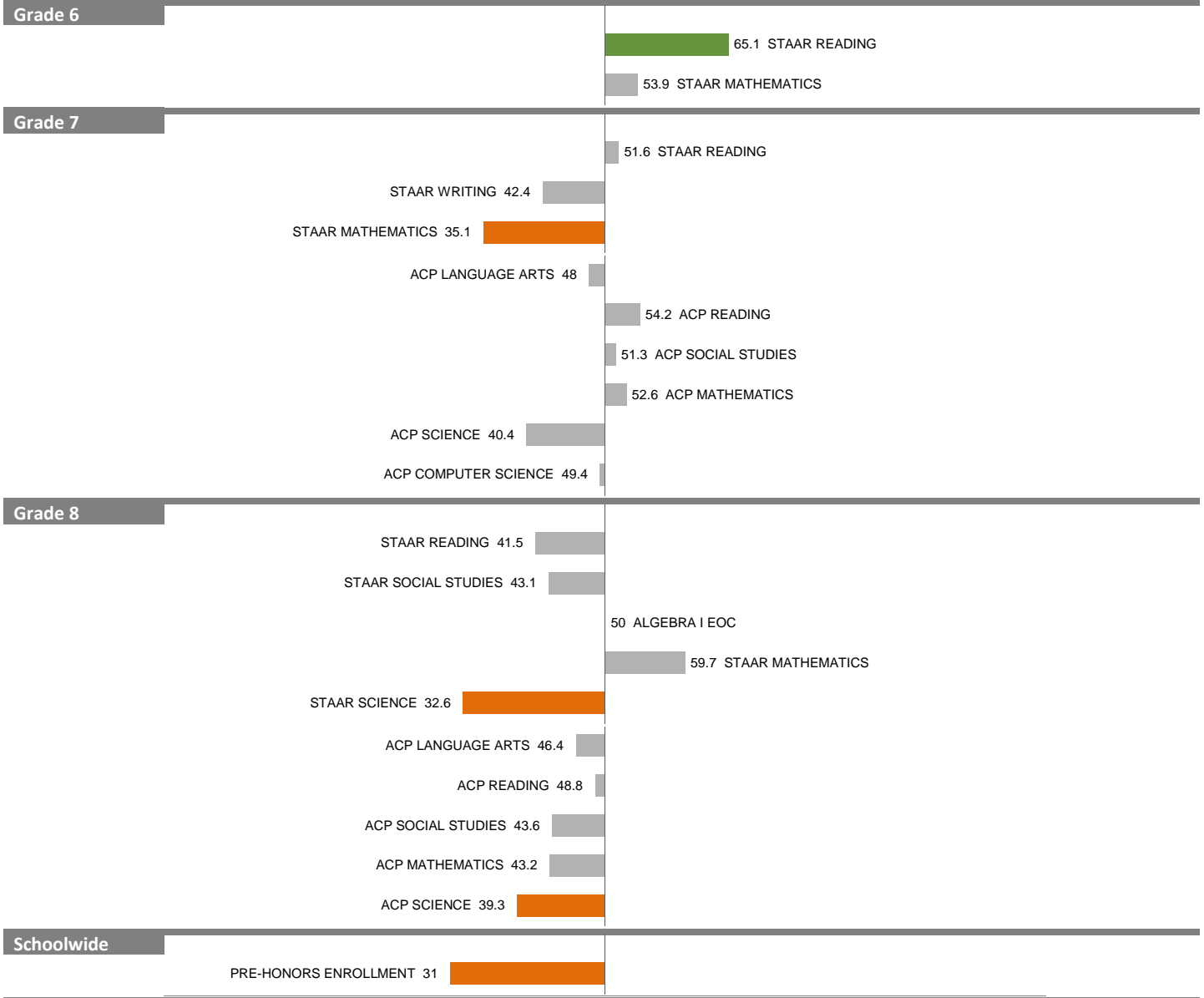
NOTES: "Overall SEI" has an average of 50 and standard deviation of 5; the range for an "average" overall SEI is 45 to 55. Component SEIs (i.e., "Grade 5 STAAR READING" or "PSAT WRITING") each have an average of 50 and standard deviation of 10. The range for an "average" component SEI is 40 to 60. Component SEIs are computed only if at least eight students are included.

# 2011-12 School Effectiveness Index (SEI) Analysis

62-BILLY EARL DADE

Overall SEI: 46.4

2012-13 DIVISION 4



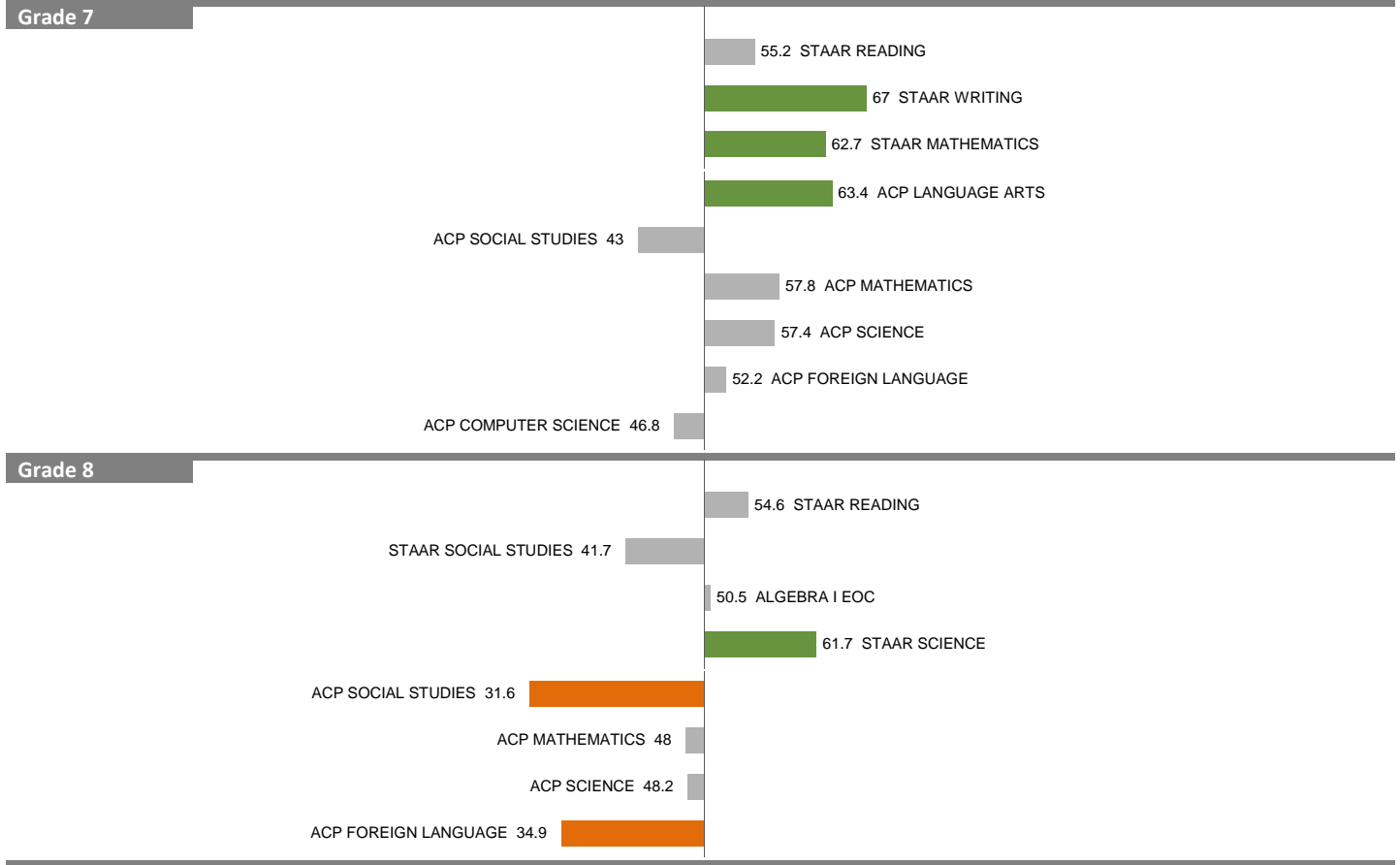
NOTES: "Overall SEI" has an average of 50 and standard deviation of 5; the range for an "average" overall SEI is 45 to 55. Component SEIs (i.e., "Grade 5 STAAR READING" or "PSAT WRITING") each have an average of 50 and standard deviation of 10. The range for an "average" component SEI is 40 to 60. Component SEIs are computed only if at least eight students are included.

## 2011-12 School Effectiveness Index (SEI) Analysis

66–HARRY STONE MONTESSORI (MS)

Overall SEI: 53.7

2012-13 DIVISION 4 (MAGNETS)



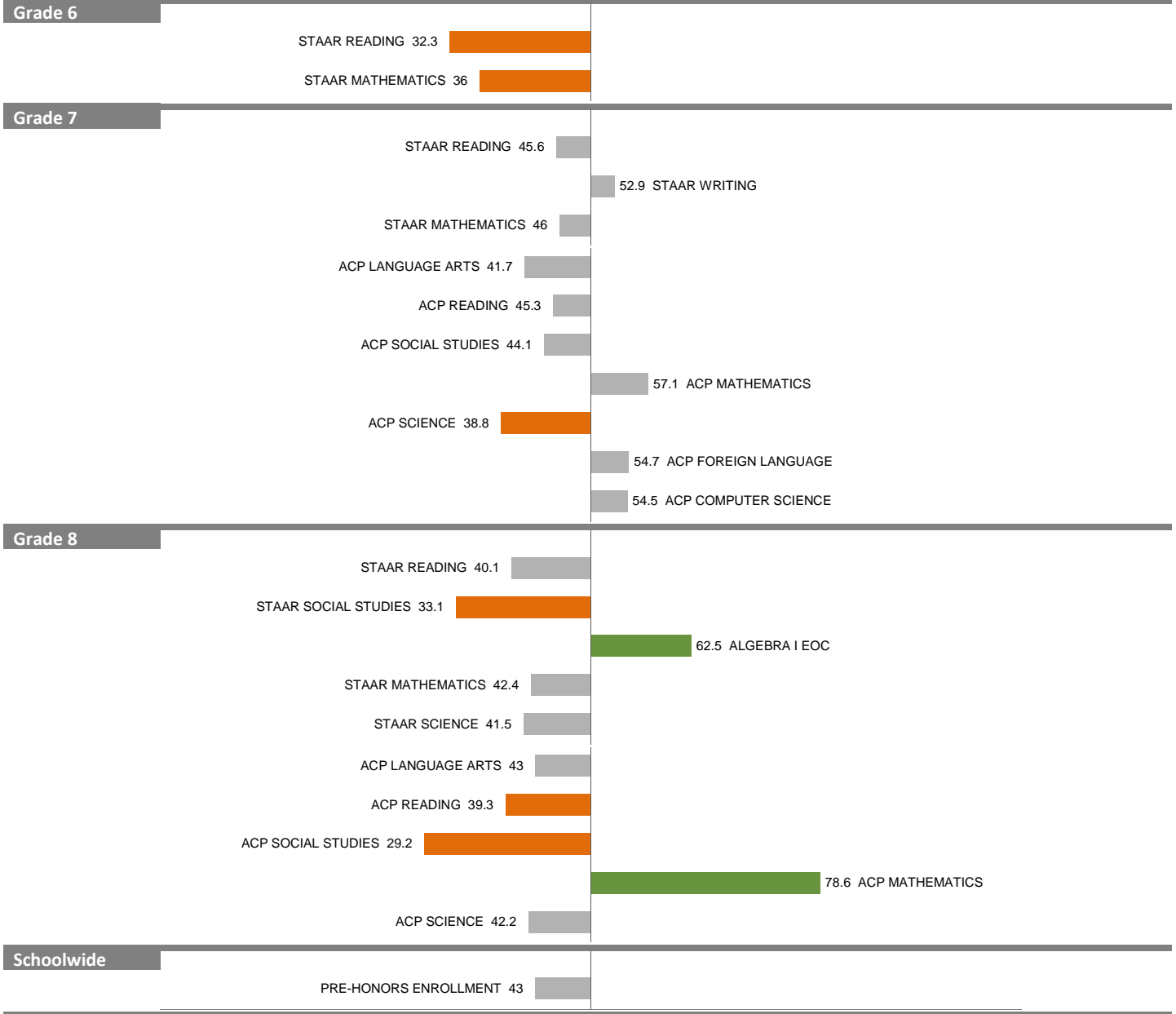
NOTES: "Overall SEI" has an average of 50 and standard deviation of 5; the range for an "average" overall SEI is 45 to 55. Component SEIs (i.e., "Grade 5 STAAR READING" or "PSAT WRITING") each have an average of 50 and standard deviation of 10. The range for an "average" component SEI is 40 to 60. Component SEIs are computed only if at least eight students are included.

# 2011-12 School Effectiveness Index (SEI) Analysis

72-SARAH ZUMWALT

Overall SEI: 43.4

2012-13 DIVISION 4



NOTES: "Overall SEI" has an average of 50 and standard deviation of 5; the range for an "average" overall SEI is 45 to 55. Component SEIs (i.e., "Grade 5 STAAR READING" or "PSAT WRITING") each have an average of 50 and standard deviation of 10. The range for an "average" component SEI is 40 to 60. Component SEIs are computed only if at least eight students are included.

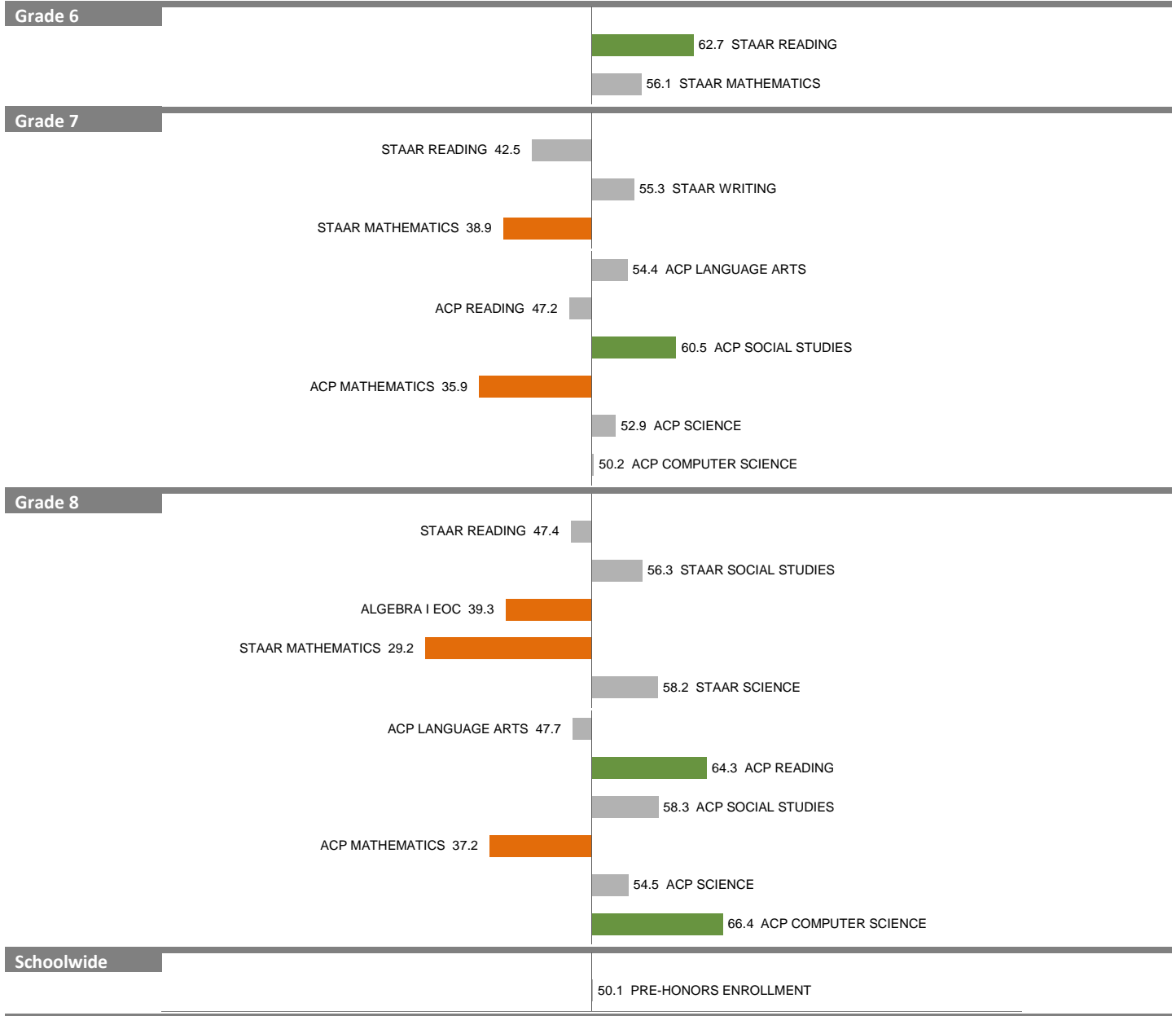


# 2011-12 School Effectiveness Index (SEI) Analysis

76-HAROLD W. LANG SR.

Overall SEI: 48.9

2012-13 DIVISION 4



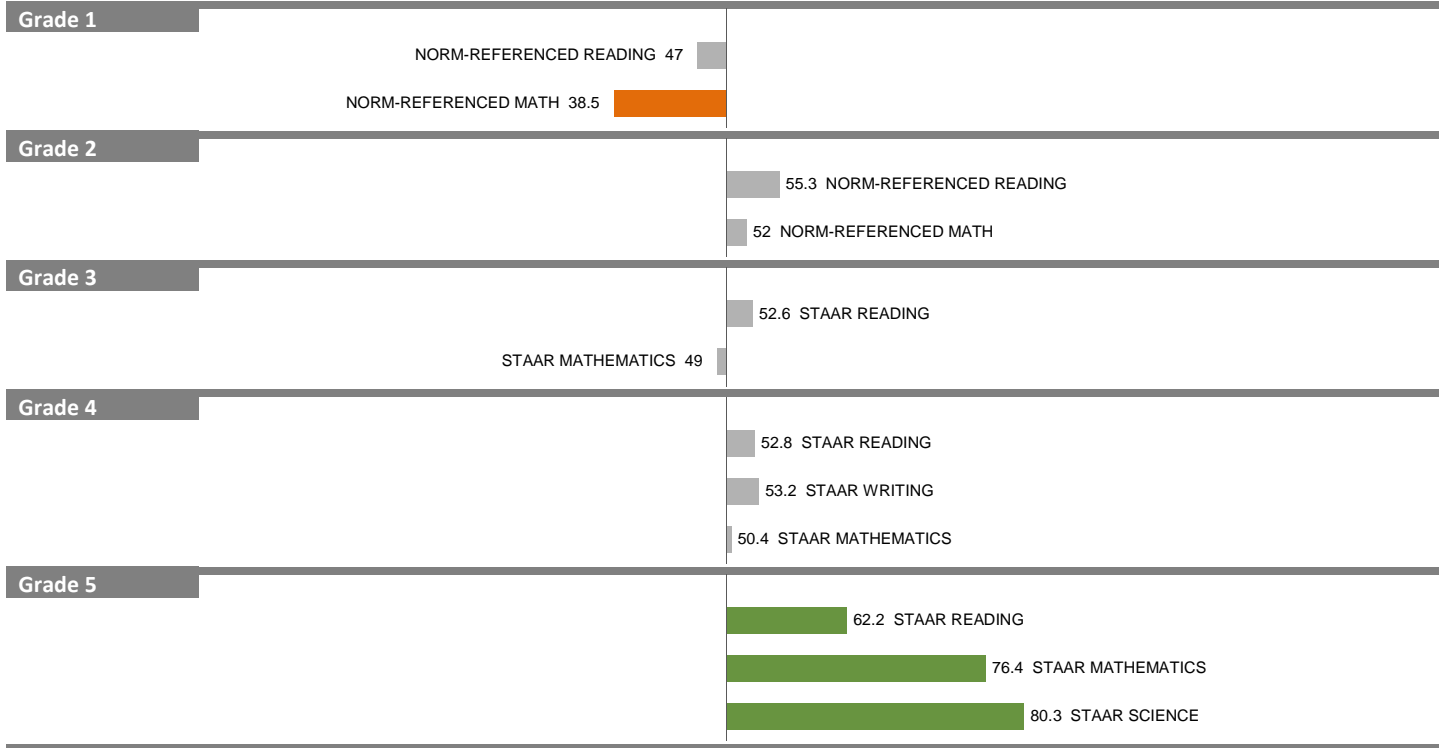
NOTES: "Overall SEI" has an average of 50 and standard deviation of 5; the range for an "average" overall SEI is 45 to 55. Component SEIs (i.e., "Grade 5 STAAR READING" or "PSAT WRITING") each have an average of 50 and standard deviation of 10. The range for an "average" component SEI is 40 to 60. Component SEIs are computed only if at least eight students are included.

# 2011-12 School Effectiveness Index (SEI) Analysis

118–W. W. BUSHMAN

Overall SEI: 55.4

2012-13 DIVISION 4



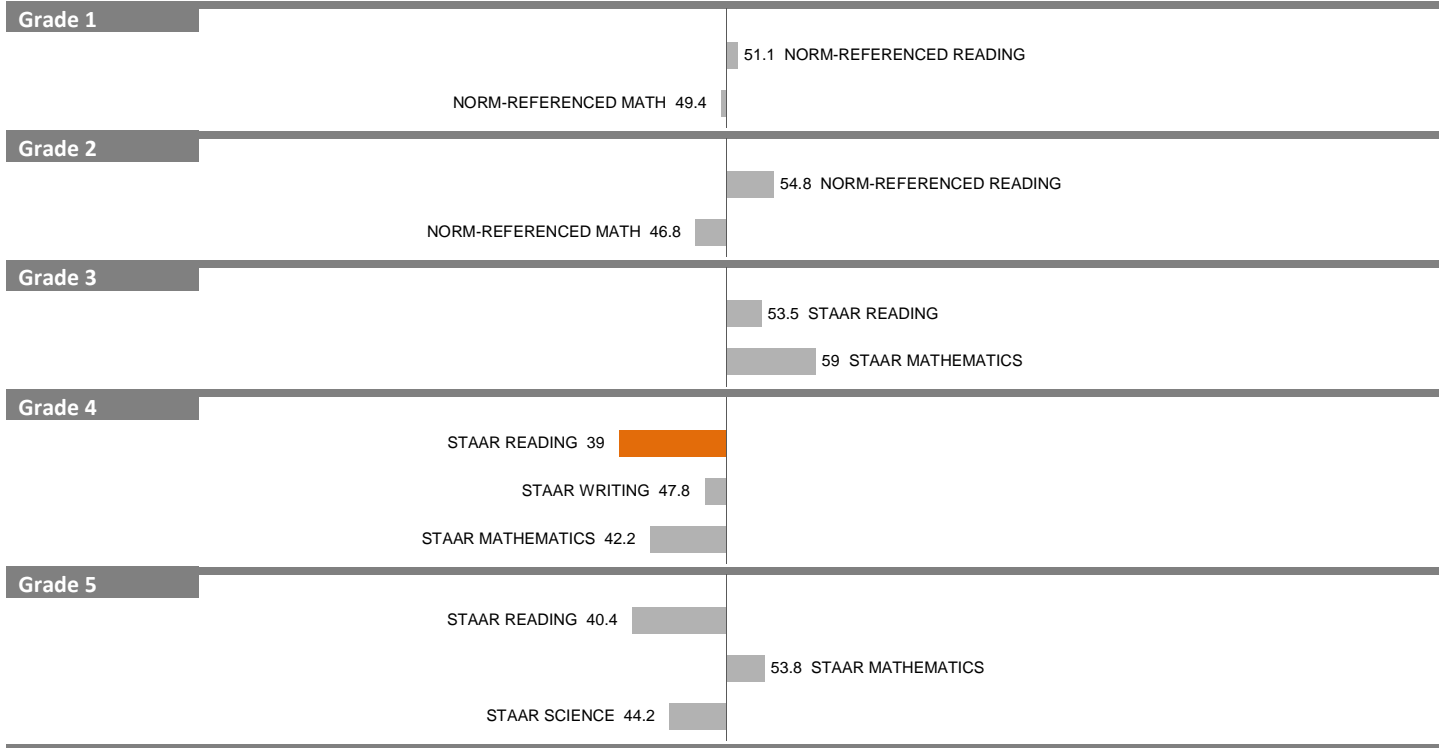
NOTES: "Overall SEI" has an average of 50 and standard deviation of 5; the range for an "average" overall SEI is 45 to 55. Component SEIs (i.e., "Grade 5 STAAR READING" or "PSAT WRITING") each have an average of 50 and standard deviation of 10. The range for an "average" component SEI is 40 to 60. Component SEIs are computed only if at least eight students are included.

# 2011-12 School Effectiveness Index (SEI) Analysis

127-CITY PARK

Overall SEI: 47.9

2012-13 DIVISION 4 (CLOSED)



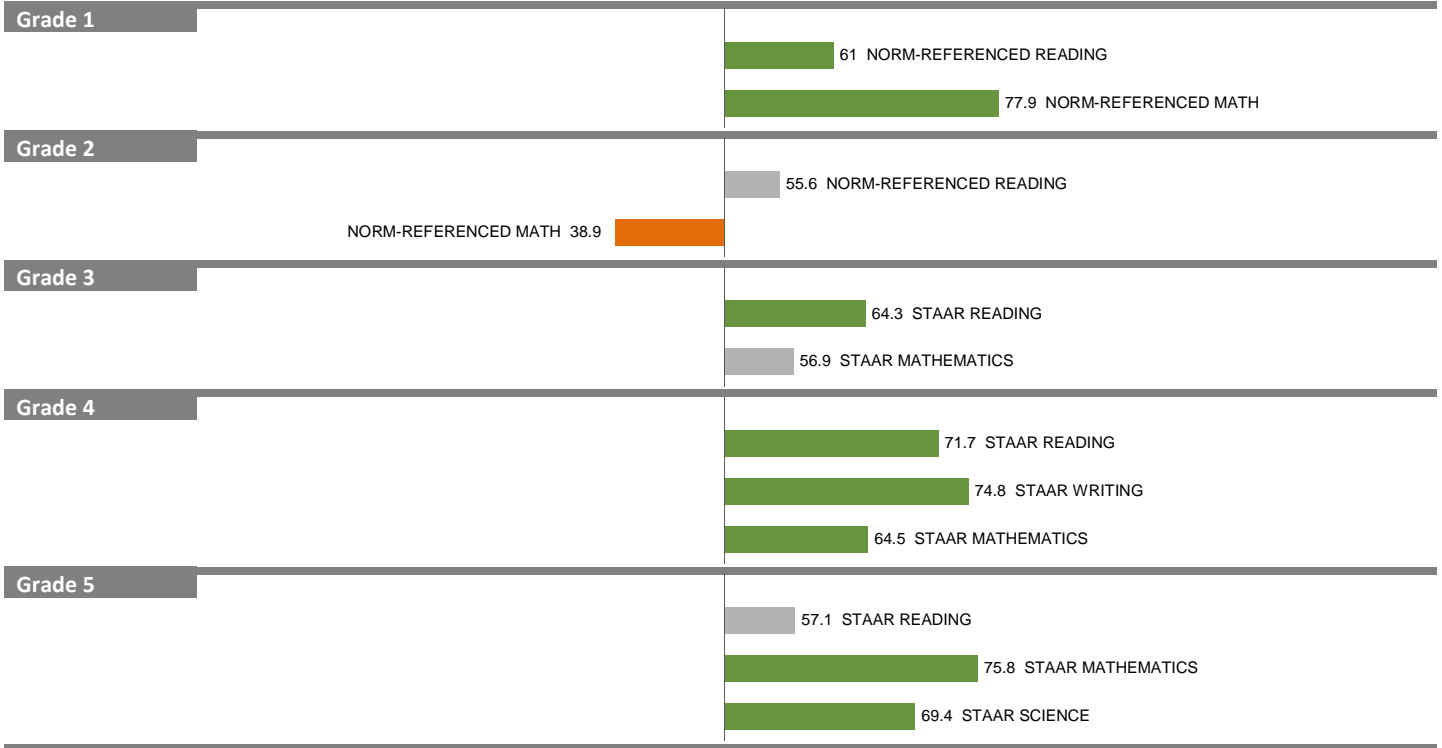
NOTES: "Overall SEI" has an average of 50 and standard deviation of 5; the range for an "average" overall SEI is 45 to 55. Component SEIs (i.e., "Grade 5 STAAR READING" or "PSAT WRITING") each have an average of 50 and standard deviation of 10. The range for an "average" component SEI is 40 to 60. Component SEIs are computed only if at least eight students are included.

# 2011-12 School Effectiveness Index (SEI) Analysis

128—MARTIN LUTHER KING JR.

Overall SEI: 63.8

2012-13 DIVISION 4

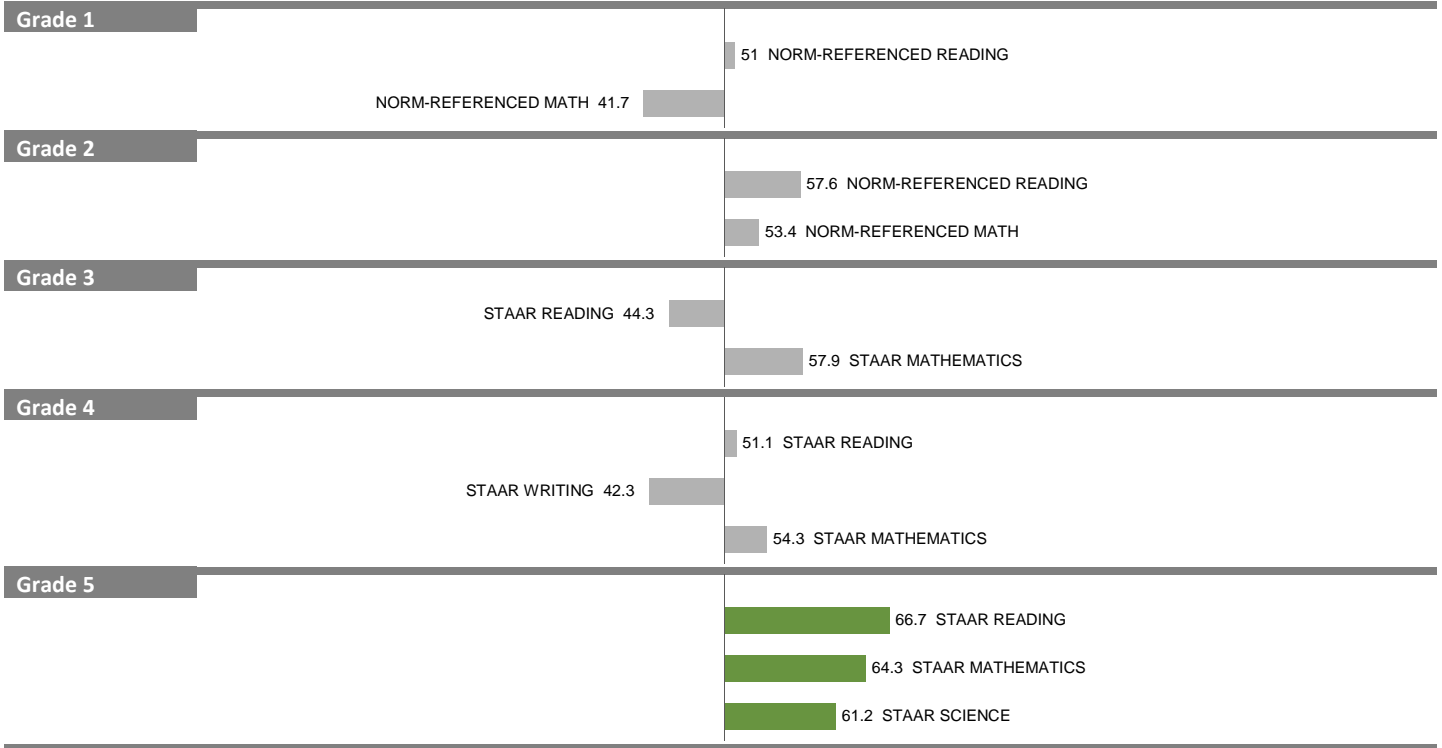


NOTES: "Overall SEI" has an average of 50 and standard deviation of 5; the range for an "average" overall SEI is 45 to 55. Component SEIs (i.e., "Grade 5 STAAR READING" or "PSAT WRITING") each have an average of 50 and standard deviation of 10. The range for an "average" component SEI is 40 to 60. Component SEIs are computed only if at least eight students are included.

# 2011-12 School Effectiveness Index (SEI) Analysis

129-S. S. CONNER  
2012-13 DIVISION 4

Overall SEI: 53.4



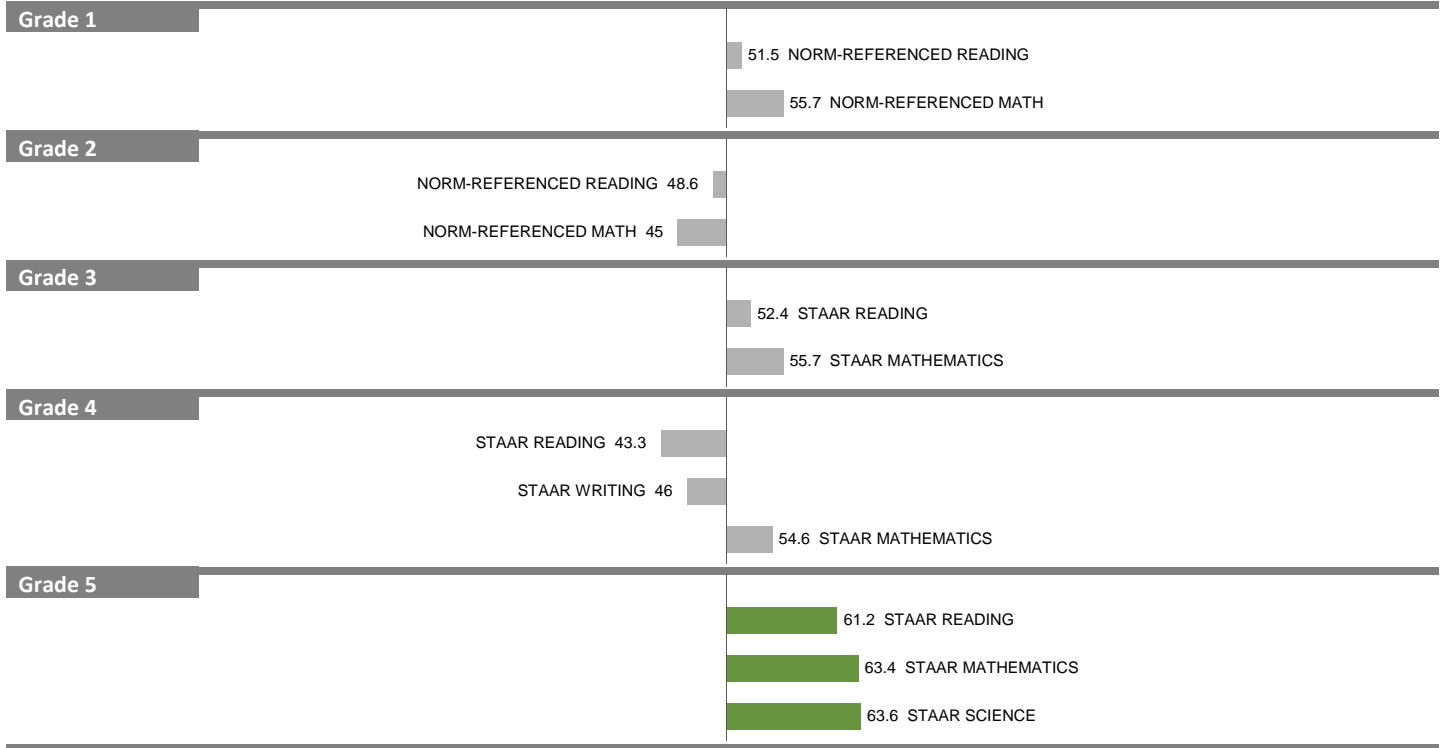
NOTES: "Overall SEI" has an average of 50 and standard deviation of 5; the range for an "average" overall SEI is 45 to 55. Component SEIs (i.e., "Grade 5 STAAR READING" or "PSAT WRITING") each have an average of 50 and standard deviation of 10. The range for an "average" component SEI is 40 to 60. Component SEIs are computed only if at least eight students are included.

# 2011-12 School Effectiveness Index (SEI) Analysis

133-BARBARA JORDAN

Overall SEI: 52.9

2012-13 DIVISION 4




NOTES: "Overall SEI" has an average of 50 and standard deviation of 5; the range for an "average" overall SEI is 45 to 55. Component SEIs (i.e., "Grade 5 STAAR READING" or "PSAT WRITING") each have an average of 50 and standard deviation of 10. The range for an "average" component SEI is 40 to 60. Component SEIs are computed only if at least eight students are included.

# 2011-12 School Effectiveness Index (SEI) Analysis

139-PAUL L. DUNBAR

Overall SEI: 52.8

2012-13 DIVISION 4



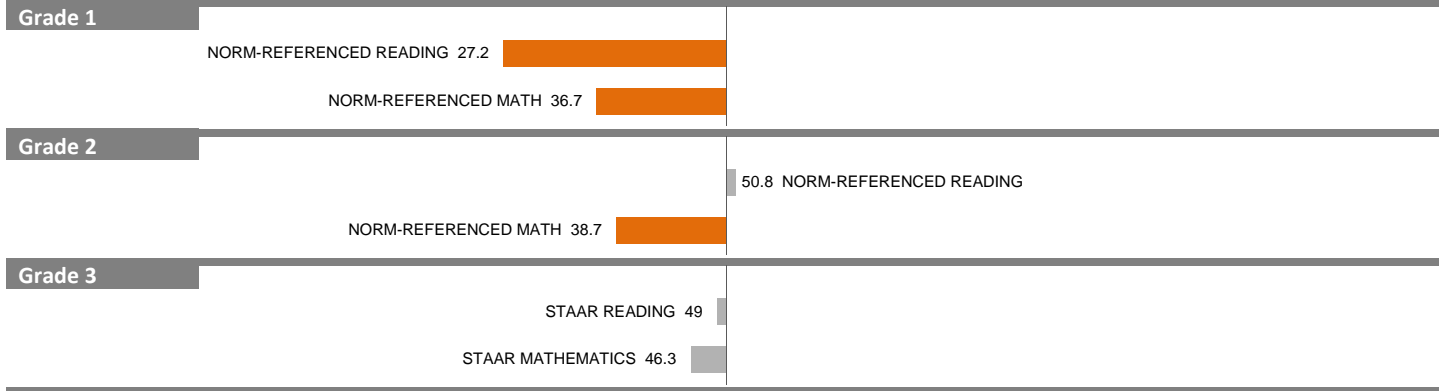
NOTES: "Overall SEI" has an average of 50 and standard deviation of 5; the range for an "average" overall SEI is 45 to 55. Component SEIs (i.e., "Grade 5 STAAR READING" or "PSAT WRITING") each have an average of 50 and standard deviation of 10. The range for an "average" component SEI is 40 to 60. Component SEIs are computed only if at least eight students are included.

# 2011-12 School Effectiveness Index (SEI) Analysis

146—JULIA C. FRAZIER

Overall SEI: 40.7

2012-13 DIVISION 4 (CLOSED)



NOTES: "Overall SEI" has an average of 50 and standard deviation of 5; the range for an "average" overall SEI is 45 to 55. Component SEIs (i.e., "Grade 5 STAAR READING" or "PSAT WRITING") each have an average of 50 and standard deviation of 10. The range for an "average" component SEI is 40 to 60. Component SEIs are computed only if at least eight students are included.

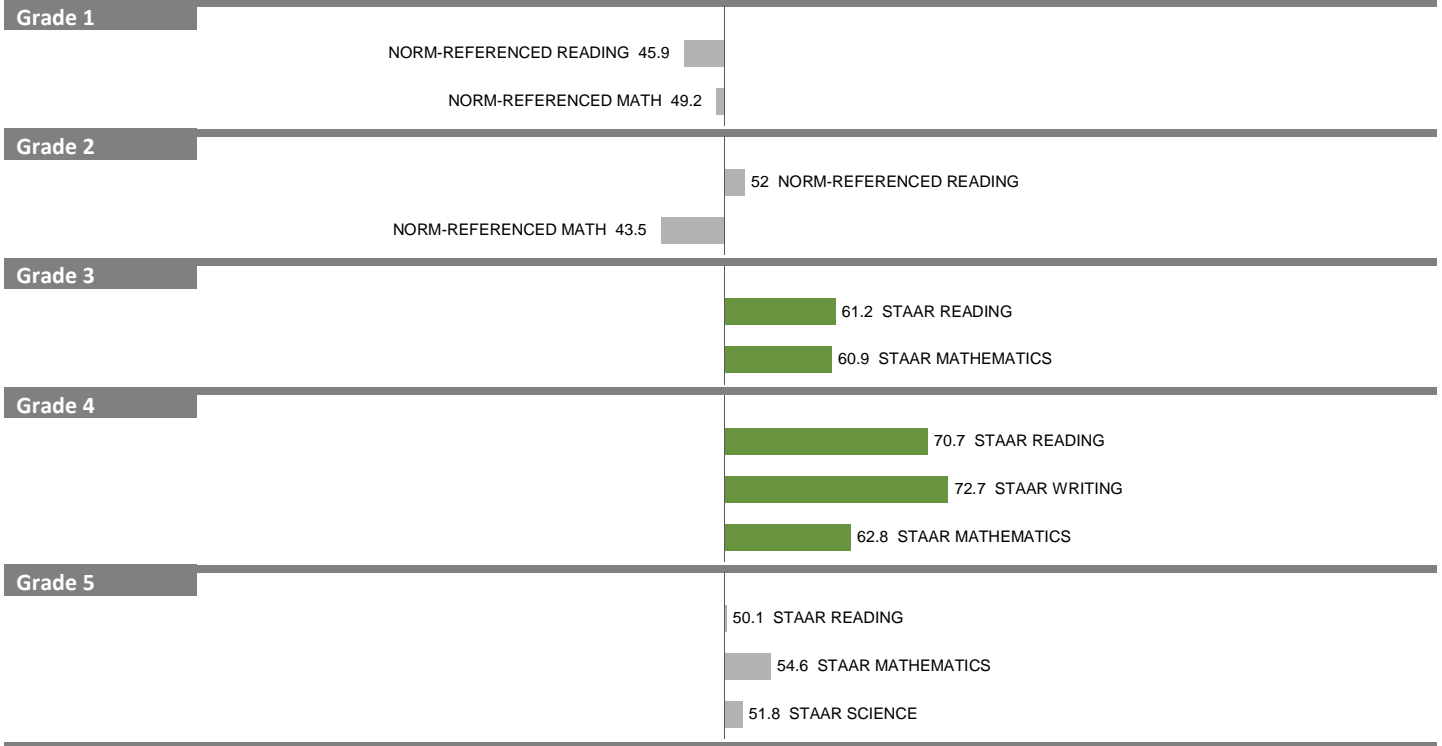


# 2011-12 School Effectiveness Index (SEI) Analysis

155-C. A. TATUM JR.

Overall SEI: 55.9

2012-13 DIVISION 4



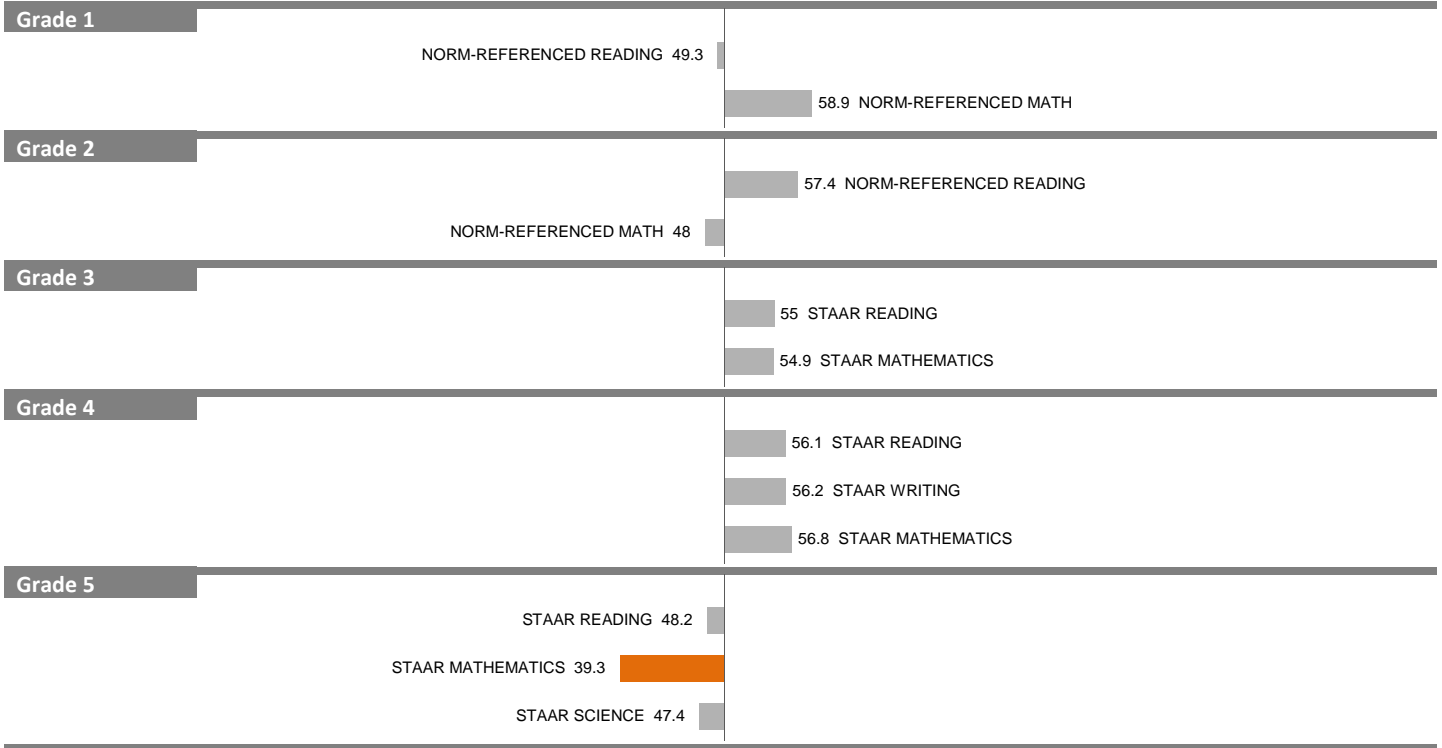
NOTES: "Overall SEI" has an average of 50 and standard deviation of 5; the range for an "average" overall SEI is 45 to 55. Component SEIs (i.e., "Grade 5 STAAR READING" or "PSAT WRITING") each have an average of 50 and standard deviation of 10. The range for an "average" component SEI is 40 to 60. Component SEIs are computed only if at least eight students are included.

# 2011-12 School Effectiveness Index (SEI) Analysis

162–STONEWALL JACKSON

Overall SEI: 51.8

2012-13 DIVISION 4

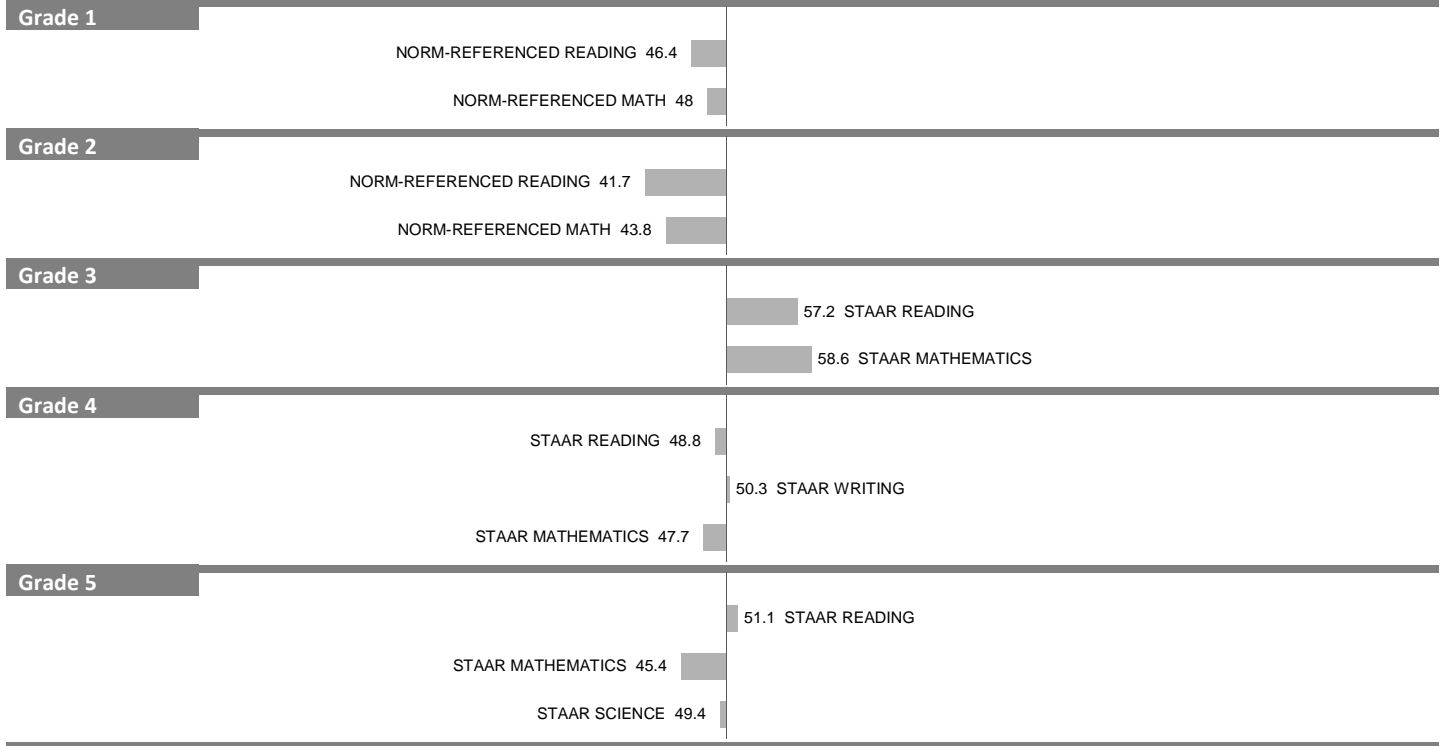


NOTES: "Overall SEI" has an average of 50 and standard deviation of 5; the range for an "average" overall SEI is 45 to 55. Component SEIs (i.e., "Grade 5 STAAR READING" or "PSAT WRITING") each have an average of 50 and standard deviation of 10. The range for an "average" component SEI is 40 to 60. Component SEIs are computed only if at least eight students are included.

# 2011-12 School Effectiveness Index (SEI) Analysis

171-LAKEWOOD  
2012-13 DIVISION 4

Overall SEI: 48.4



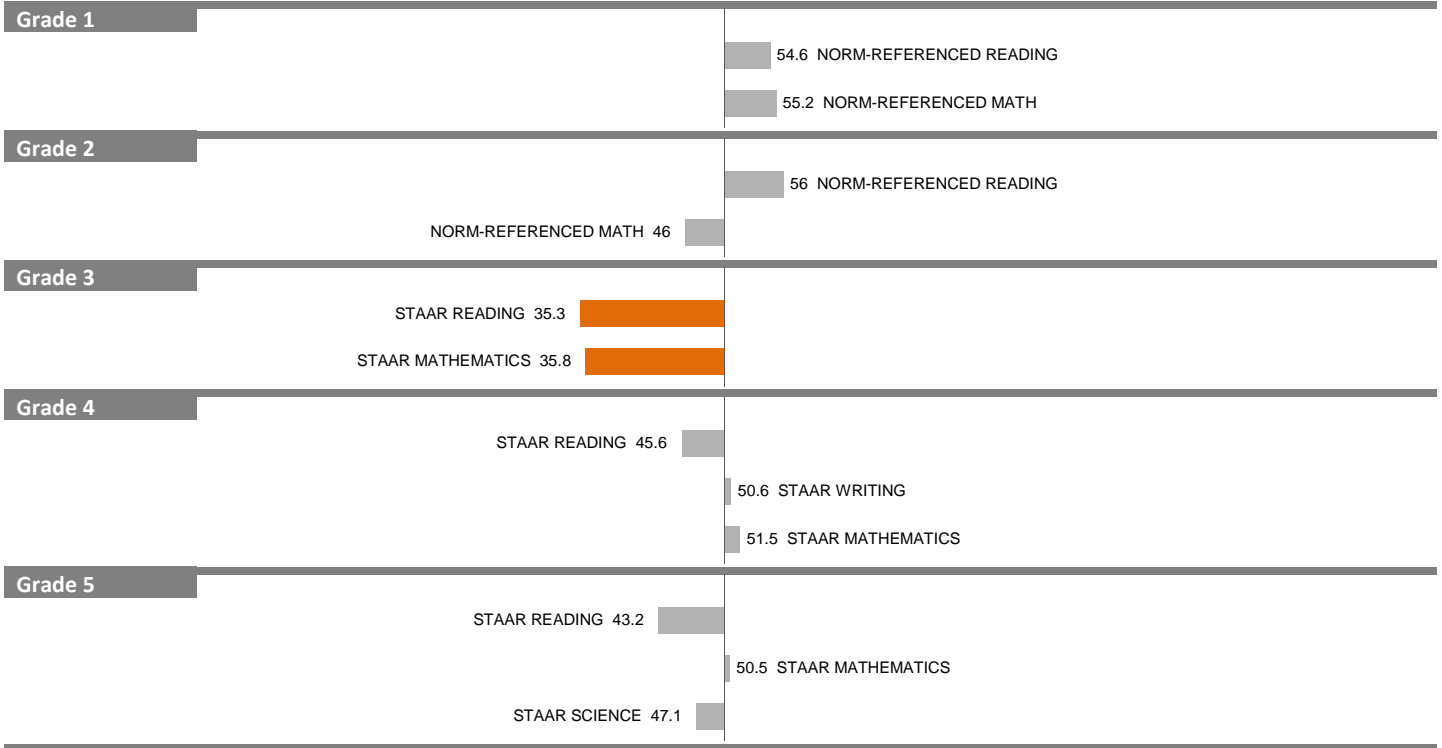
NOTES: "Overall SEI" has an average of 50 and standard deviation of 5; the range for an "average" overall SEI is 45 to 55. Component SEIs (i.e., "Grade 5 STAAR READING" or "PSAT WRITING") each have an average of 50 and standard deviation of 10. The range for an "average" component SEI is 40 to 60. Component SEIs are computed only if at least eight students are included.

# 2011-12 School Effectiveness Index (SEI) Analysis

174-ROBERT E. LEE

Overall SEI: 47.0

2012-13 DIVISION 4



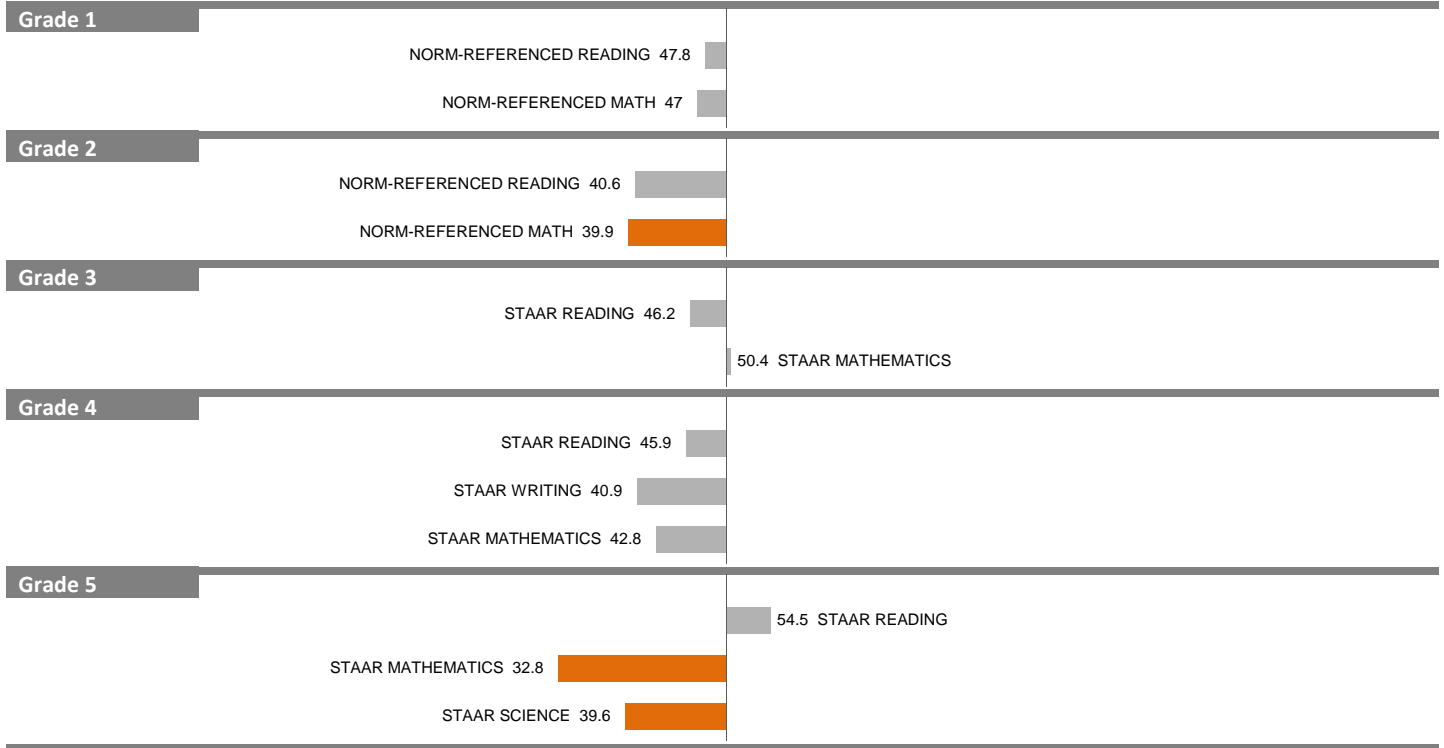
NOTES: "Overall SEI" has an average of 50 and standard deviation of 5; the range for an "average" overall SEI is 45 to 55. Component SEIs (i.e., "Grade 5 STAAR READING" or "PSAT WRITING") each have an average of 50 and standard deviation of 10. The range for an "average" component SEI is 40 to 60. Component SEIs are computed only if at least eight students are included.

# 2011-12 School Effectiveness Index (SEI) Analysis

177–WILLIAM LIPSCOMB

Overall SEI: 43.3

2012-13 DIVISION 4



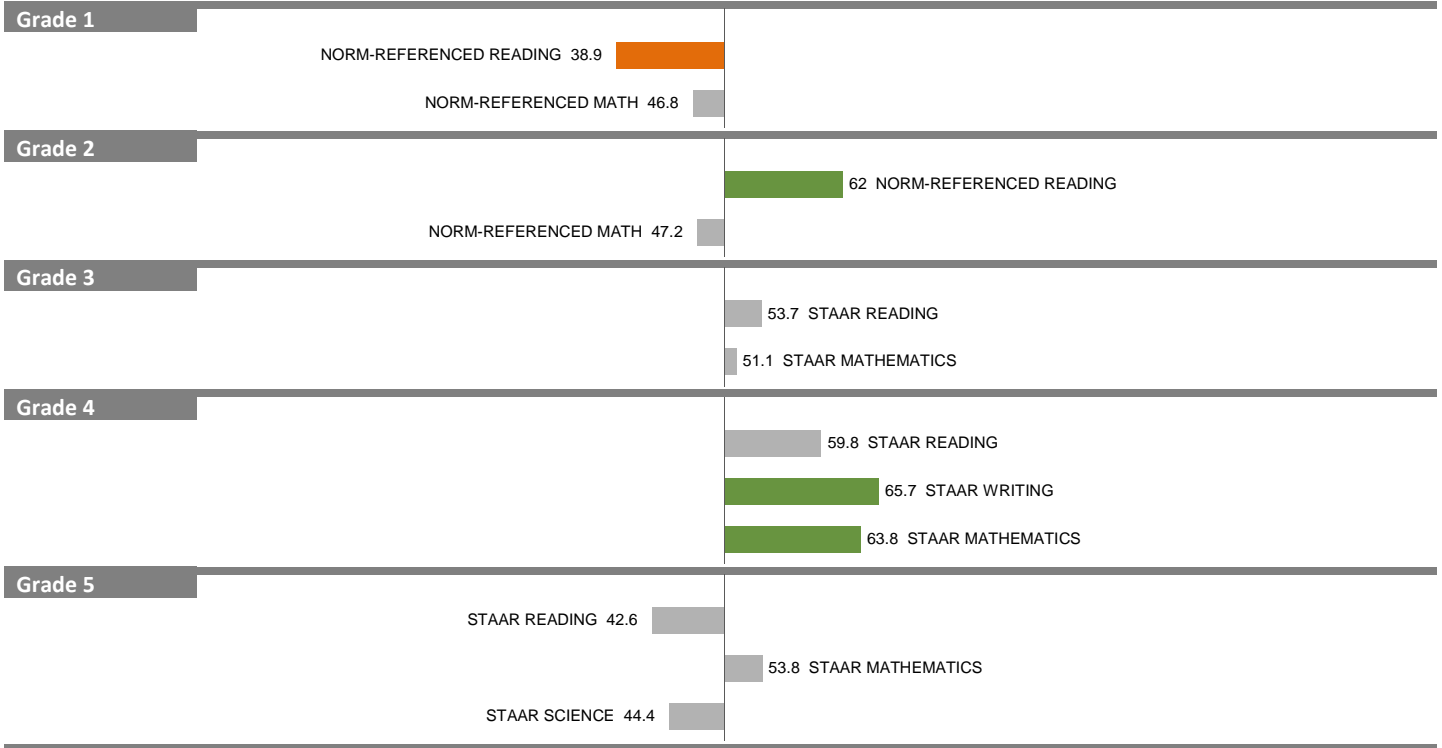
NOTES: "Overall SEI" has an average of 50 and standard deviation of 5; the range for an "average" overall SEI is 45 to 55. Component SEIs (i.e., "Grade 5 STAAR READING" or "PSAT WRITING") each have an average of 50 and standard deviation of 10. The range for an "average" component SEI is 40 to 60. Component SEIs are computed only if at least eight students are included.

# 2011-12 School Effectiveness Index (SEI) Analysis

178-H. I. HOLLAND at LISBON

Overall SEI: 52.0

2012-13 DIVISION 4




NOTES: "Overall SEI" has an average of 50 and standard deviation of 5; the range for an "average" overall SEI is 45 to 55. Component SEIs (i.e., "Grade 5 STAAR READING" or "PSAT WRITING") each have an average of 50 and standard deviation of 10. The range for an "average" component SEI is 40 to 60. Component SEIs are computed only if at least eight students are included.

# 2011-12 School Effectiveness Index (SEI) Analysis

183—THOMAS L. MARSALIS

Overall SEI: 51.2

2012-13 DIVISION 4



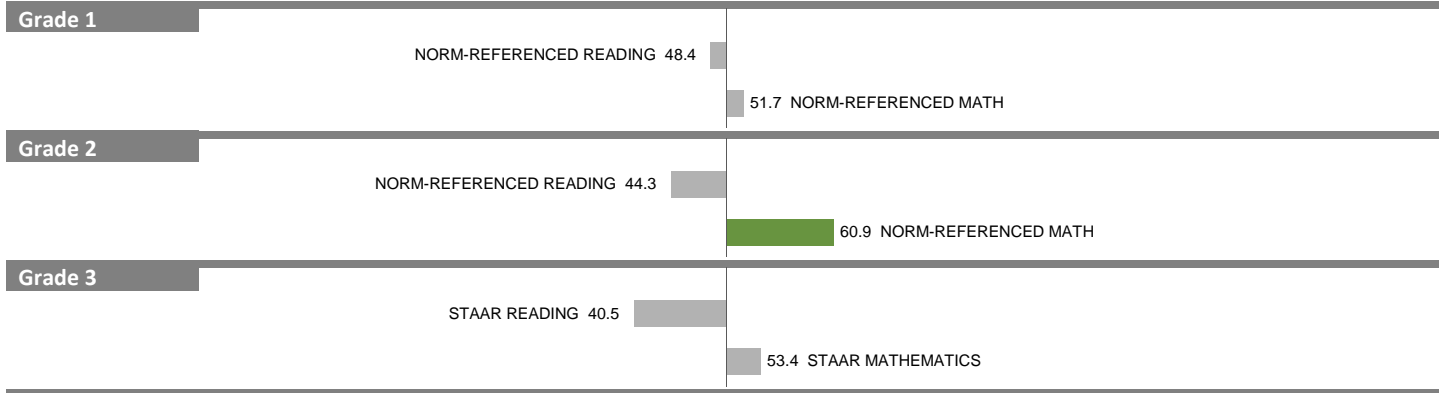
NOTES: "Overall SEI" has an average of 50 and standard deviation of 5; the range for an "average" overall SEI is 45 to 55. Component SEIs (i.e., "Grade 5 STAAR READING" or "PSAT WRITING") each have an average of 50 and standard deviation of 10. The range for an "average" component SEI is 40 to 60. Component SEIs are computed only if at least eight students are included.

# 2011-12 School Effectiveness Index (SEI) Analysis

188-MOUNT AUBURN

Overall SEI: 49.3

2012-13 DIVISION 4



NOTES: "Overall SEI" has an average of 50 and standard deviation of 5; the range for an "average" overall SEI is 45 to 55. Component SEIs (i.e., "Grade 5 STAAR READING" or "PSAT WRITING") each have an average of 50 and standard deviation of 10. The range for an "average" component SEI is 40 to 60. Component SEIs are computed only if at least eight students are included.

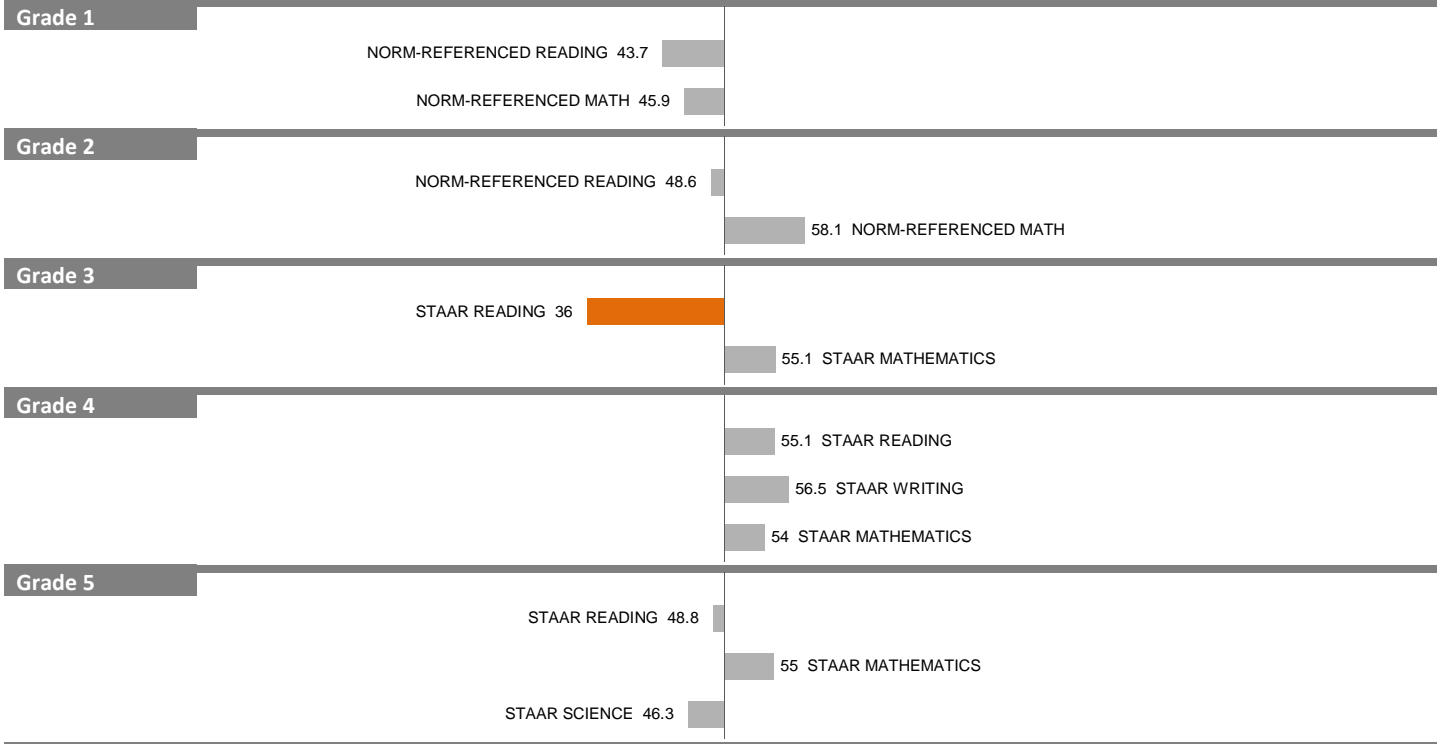


# 2011-12 School Effectiveness Index (SEI) Analysis

189-CLARA OLIVER

Overall SEI: 49.7

2012-13 DIVISION 4



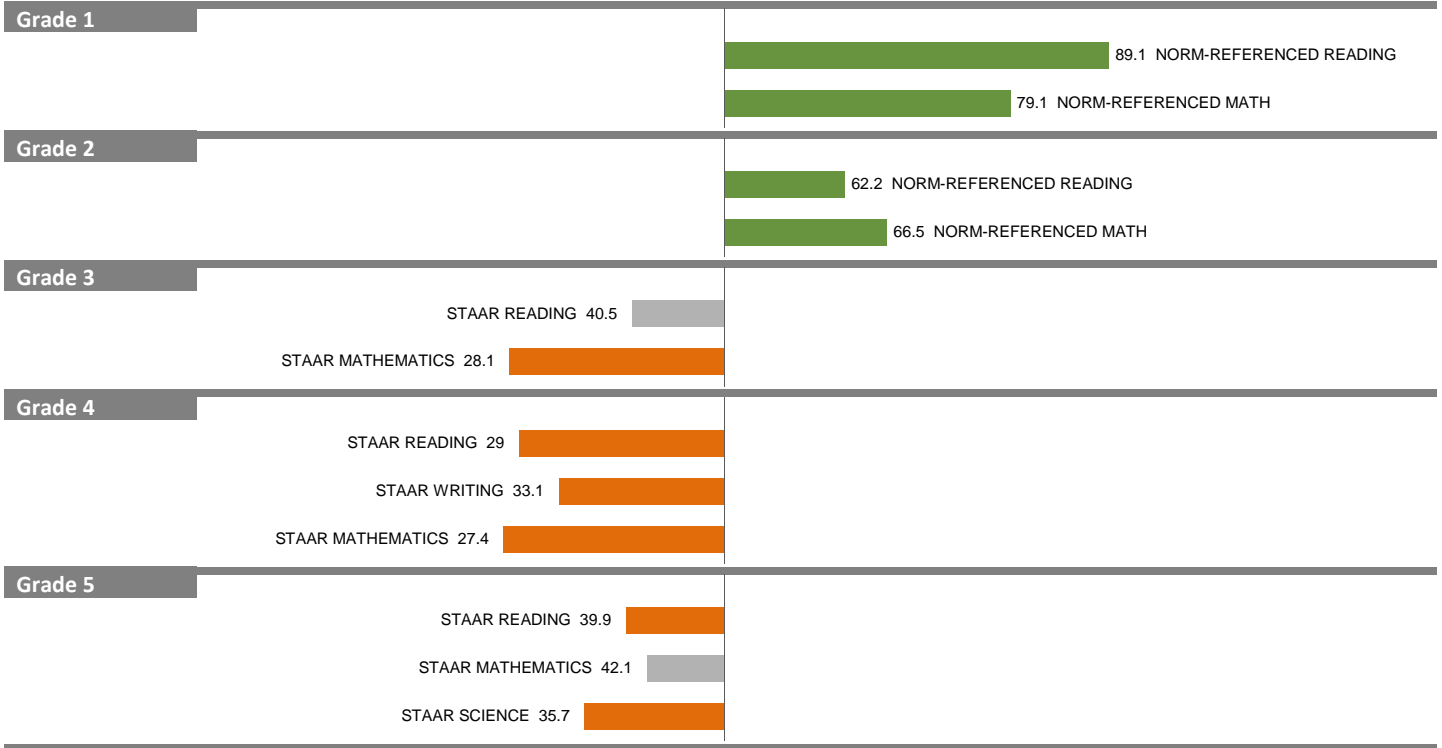
NOTES: "Overall SEI" has an average of 50 and standard deviation of 5; the range for an "average" overall SEI is 45 to 55. Component SEIs (i.e., "Grade 5 STAAR READING" or "PSAT WRITING") each have an average of 50 and standard deviation of 10. The range for an "average" component SEI is 40 to 60. Component SEIs are computed only if at least eight students are included.

# 2011-12 School Effectiveness Index (SEI) Analysis

191-ELISHA M. PEASE

Overall SEI: 47.1

2012-13 DIVISION 4



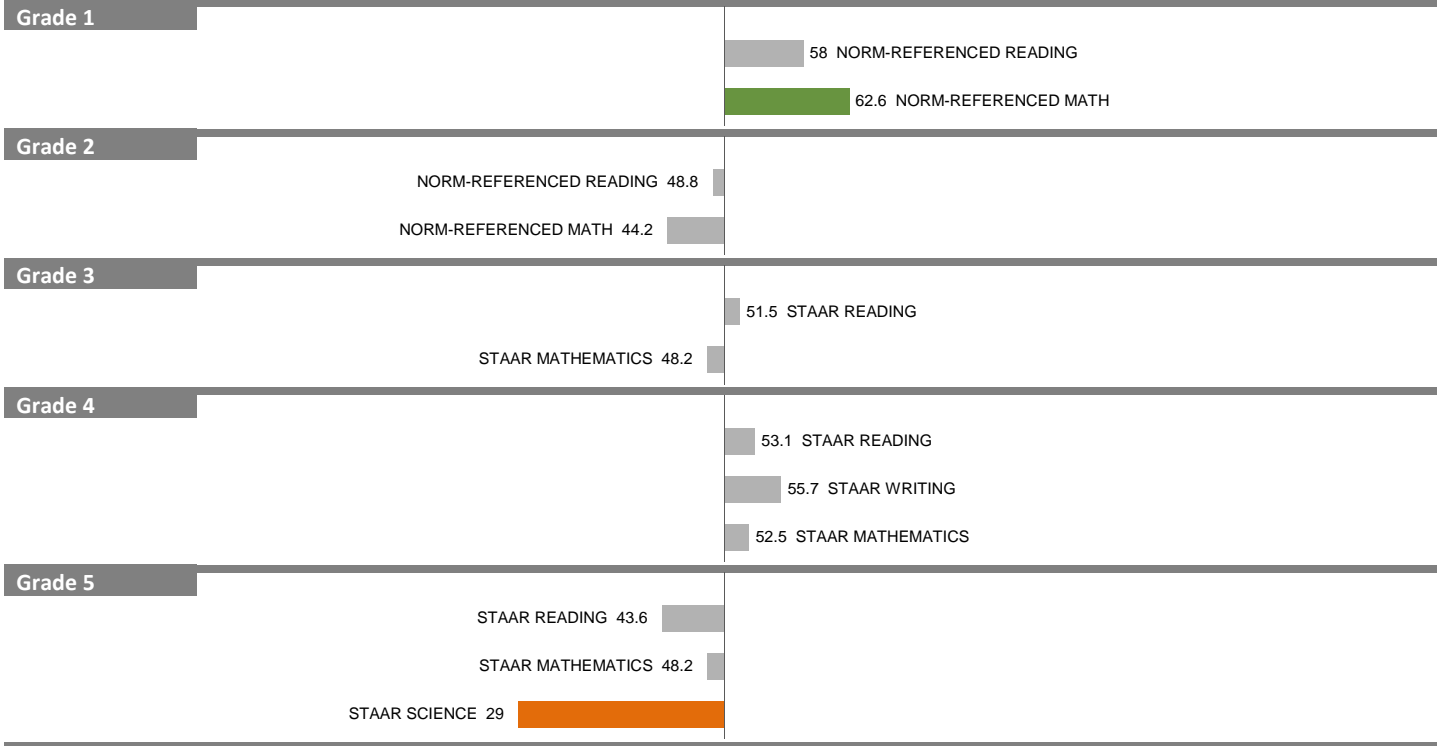
NOTES: "Overall SEI" has an average of 50 and standard deviation of 5; the range for an "average" overall SEI is 45 to 55. Component SEIs (i.e., "Grade 5 STAAR READING" or "PSAT WRITING") each have an average of 50 and standard deviation of 10. The range for an "average" component SEI is 40 to 60. Component SEIs are computed only if at least eight students are included.

# 2011-12 School Effectiveness Index (SEI) Analysis

202-ORAN M. ROBERTS

Overall SEI: 49.0

2012-13 DIVISION 4



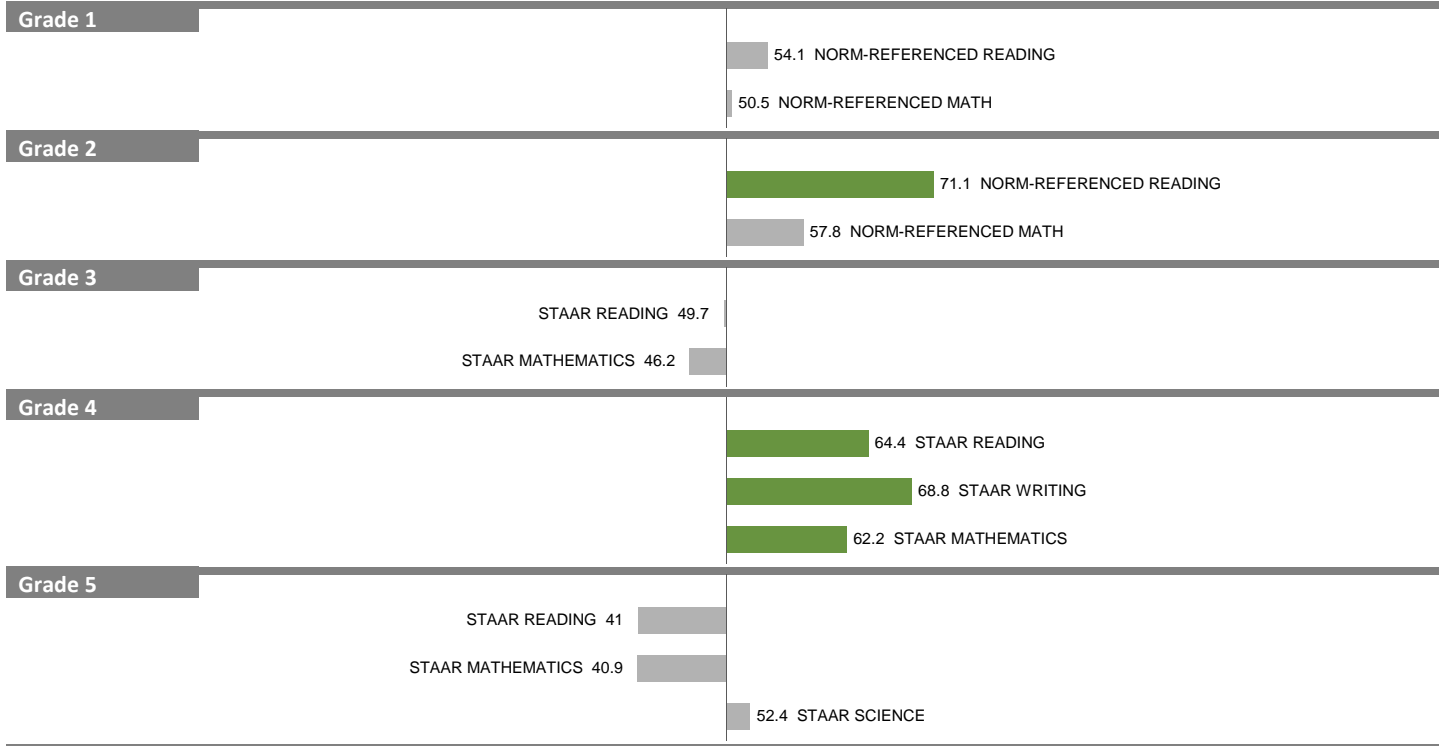
NOTES: "Overall SEI" has an average of 50 and standard deviation of 5; the range for an "average" overall SEI is 45 to 55. Component SEIs (i.e., "Grade 5 STAAR READING" or "PSAT WRITING") each have an average of 50 and standard deviation of 10. The range for an "average" component SEI is 40 to 60. Component SEIs are computed only if at least eight students are included.

# 2011-12 School Effectiveness Index (SEI) Analysis

205—CLINTON P. RUSSELL

Overall SEI: 54.5

2012-13 DIVISION 4



NOTES: "Overall SEI" has an average of 50 and standard deviation of 5; the range for an "average" overall SEI is 45 to 55. Component SEIs (i.e., "Grade 5 STAAR READING" or "PSAT WRITING") each have an average of 50 and standard deviation of 10. The range for an "average" component SEI is 40 to 60. Component SEIs are computed only if at least eight students are included.

# 2011-12 School Effectiveness Index (SEI) Analysis

212-HARRY STONE MONTESSORI (ES)

Overall SEI: 48.9

2012-13 DIVISION 4 (MAGNETS)



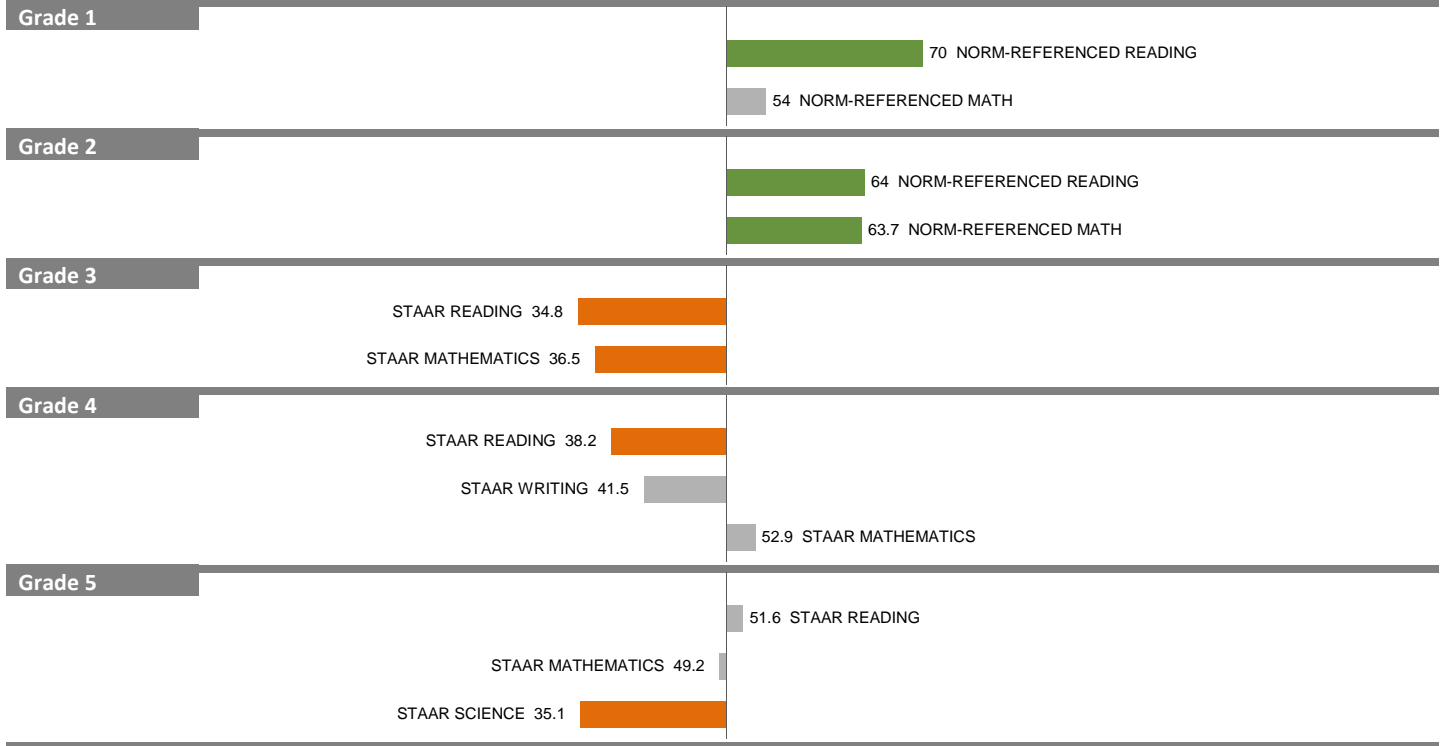
NOTES: "Overall SEI" has an average of 50 and standard deviation of 5; the range for an "average" overall SEI is 45 to 55. Component SEIs (i.e., "Grade 5 STAAR READING" or "PSAT WRITING") each have an average of 50 and standard deviation of 10. The range for an "average" component SEI is 40 to 60. Component SEIs are computed only if at least eight students are included.

# 2011-12 School Effectiveness Index (SEI) Analysis

215-ROBERT L. THORNTON

Overall SEI: 48.7

2012-13 DIVISION 4



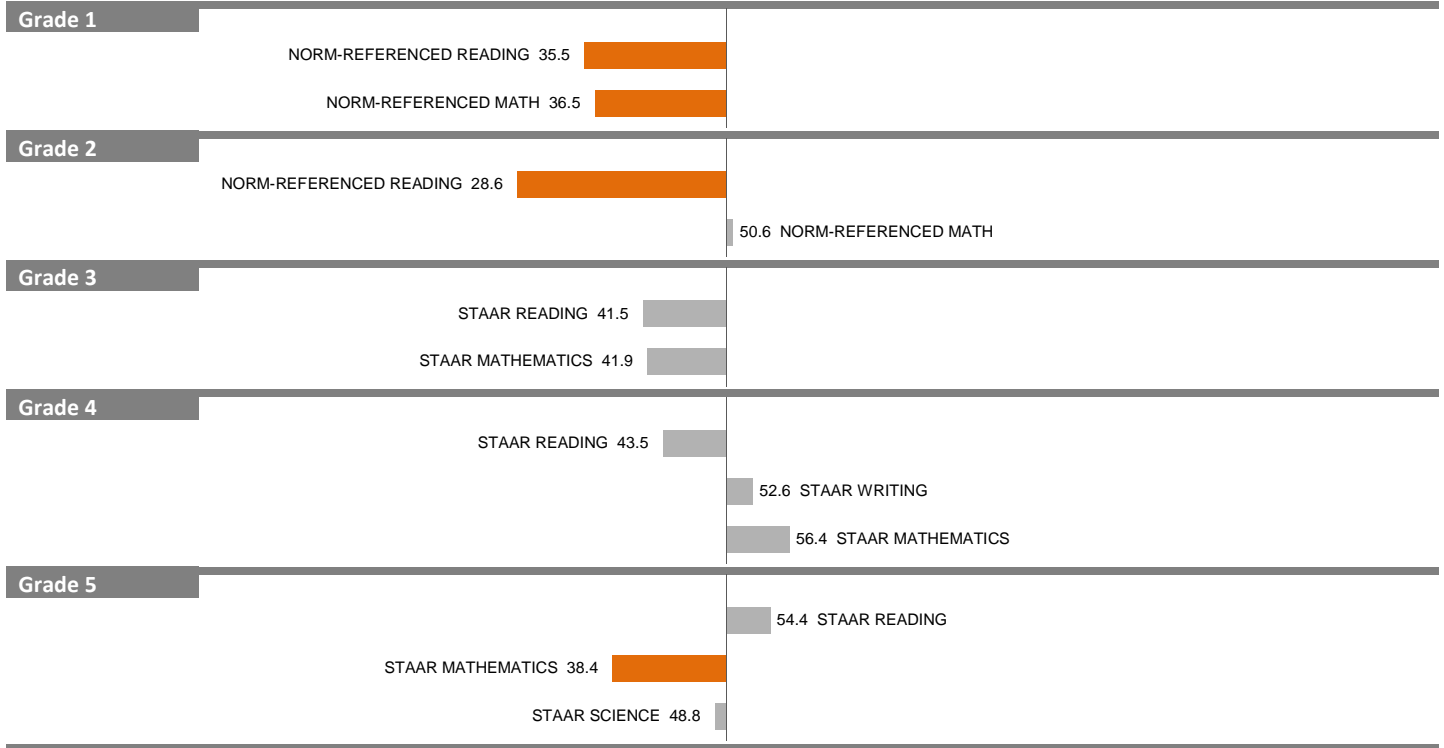
NOTES: "Overall SEI" has an average of 50 and standard deviation of 5; the range for an "average" overall SEI is 45 to 55. Component SEIs (i.e., "Grade 5 STAAR READING" or "PSAT WRITING") each have an average of 50 and standard deviation of 10. The range for an "average" component SEI is 40 to 60. Component SEIs are computed only if at least eight students are included.

# 2011-12 School Effectiveness Index (SEI) Analysis

218—GEORGE W. TRUETT

Overall SEI: 43.3

2012-13 DIVISION 4

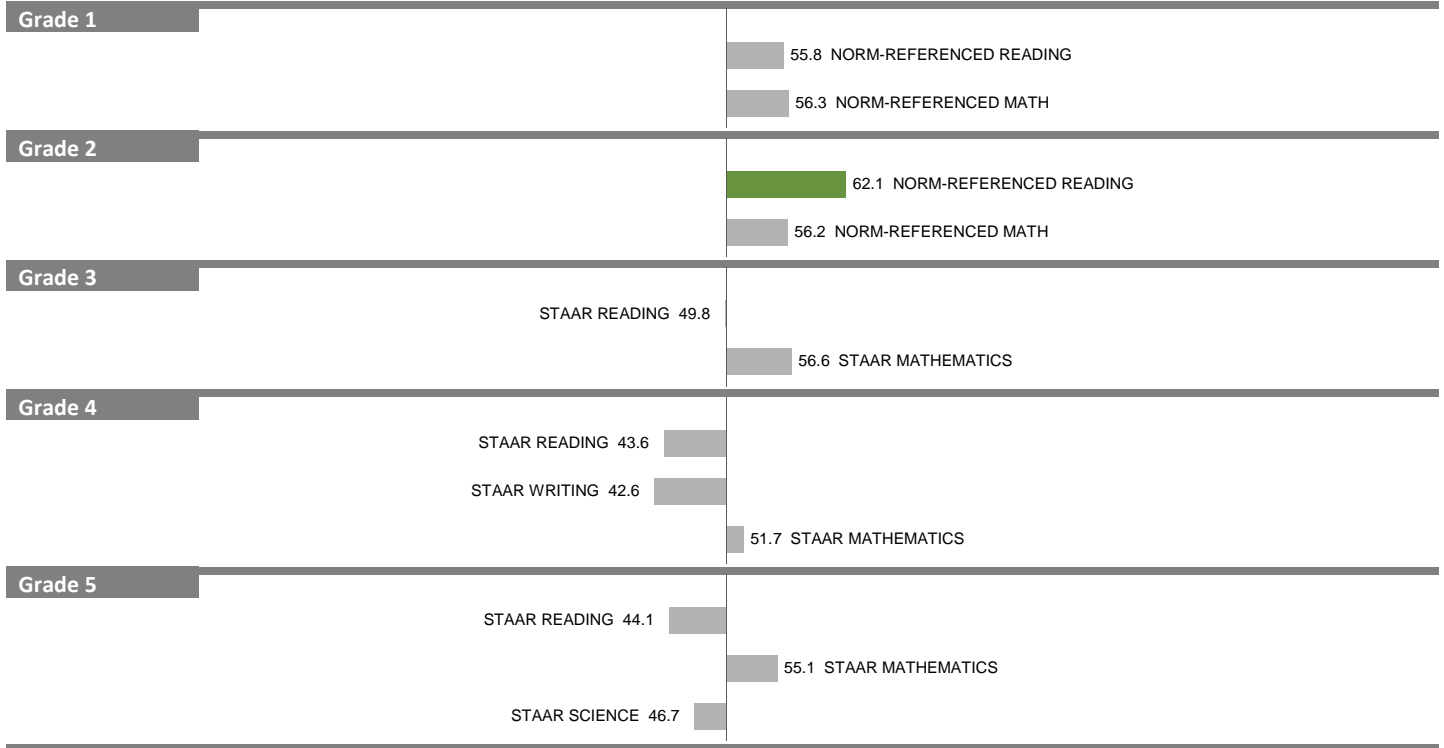


NOTES: "Overall SEI" has an average of 50 and standard deviation of 5; the range for an "average" overall SEI is 45 to 55. Component SEIs (i.e., "Grade 5 STAAR READING" or "PSAT WRITING") each have an average of 50 and standard deviation of 10. The range for an "average" component SEI is 40 to 60. Component SEIs are computed only if at least eight students are included.

# 2011-12 School Effectiveness Index (SEI) Analysis

222-URBAN PARK  
2012-13 DIVISION 4

Overall SEI: 51.2



NOTES: "Overall SEI" has an average of 50 and standard deviation of 5; the range for an "average" overall SEI is 45 to 55. Component SEIs (i.e., "Grade 5 STAAR READING" or "PSAT WRITING") each have an average of 50 and standard deviation of 10. The range for an "average" component SEI is 40 to 60. Component SEIs are computed only if at least eight students are included.

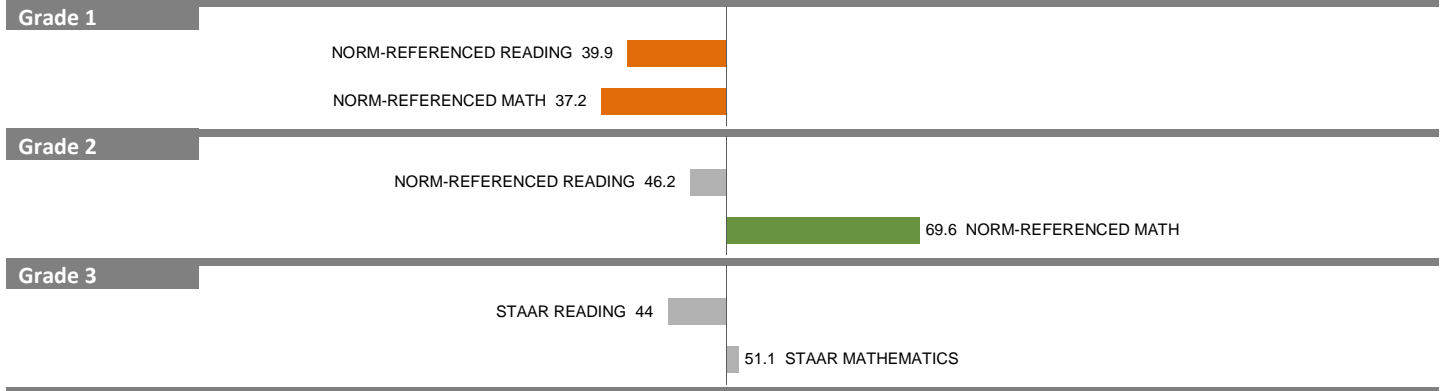


# 2011-12 School Effectiveness Index (SEI) Analysis

227-PHILLIS WHEATLEY

Overall SEI: 47.4

2012-13 DIVISION 4 (CLOSED)

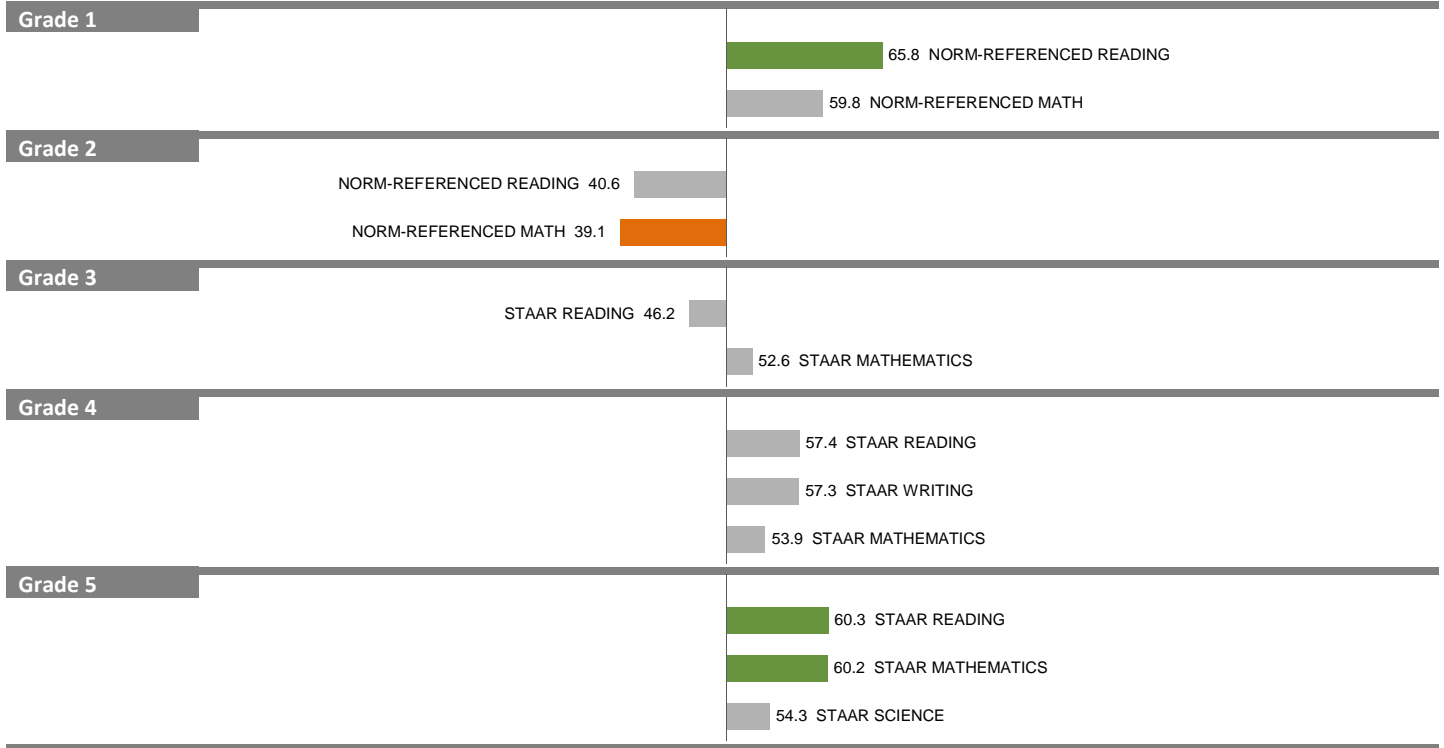


NOTES: "Overall SEI" has an average of 50 and standard deviation of 5; the range for an "average" overall SEI is 45 to 55. Component SEIs (i.e., "Grade 5 STAAR READING" or "PSAT WRITING") each have an average of 50 and standard deviation of 10. The range for an "average" component SEI is 40 to 60. Component SEIs are computed only if at least eight students are included.

# 2011-12 School Effectiveness Index (SEI) Analysis

232-EDNA ROWE  
2012-13 DIVISION 4

Overall SEI: 53.5



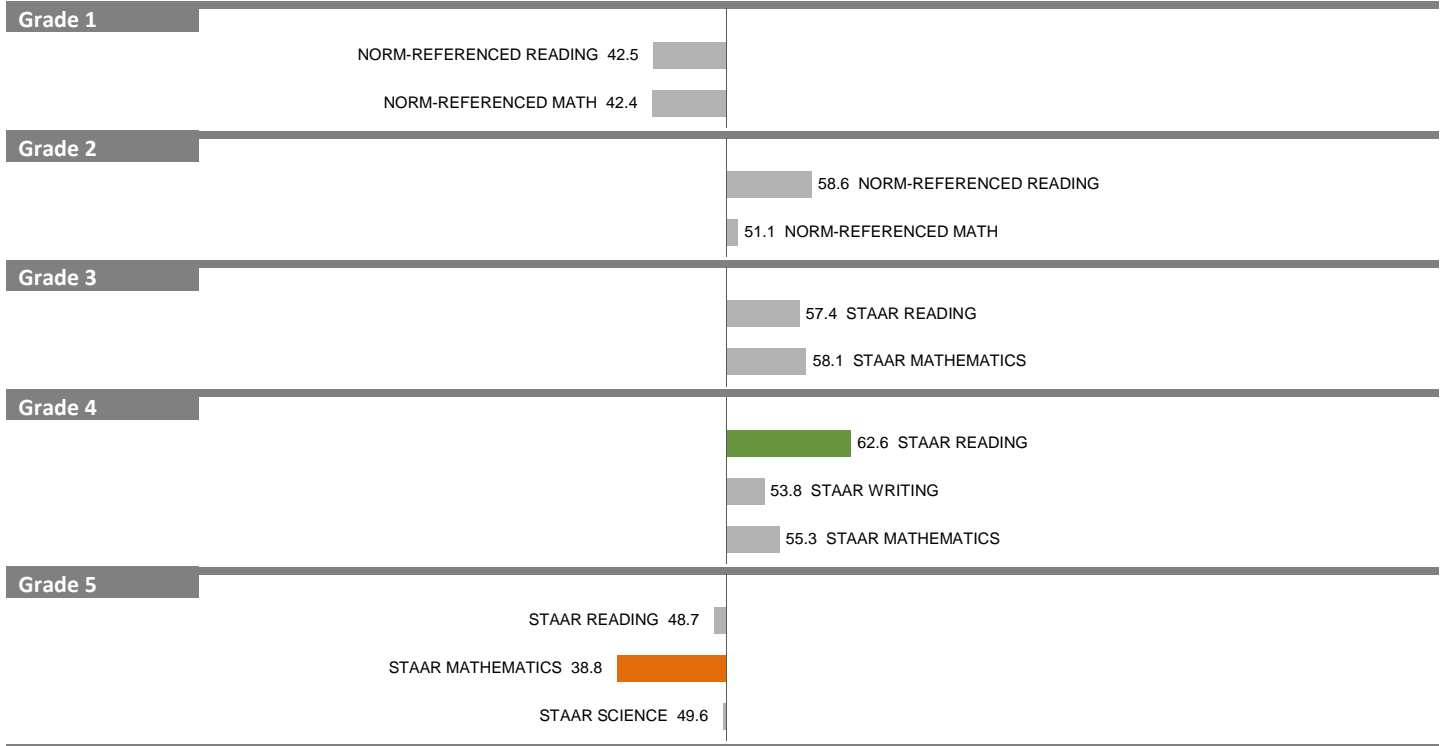
NOTES: "Overall SEI" has an average of 50 and standard deviation of 5; the range for an "average" overall SEI is 45 to 55. Component SEIs (i.e., "Grade 5 STAAR READING" or "PSAT WRITING") each have an average of 50 and standard deviation of 10. The range for an "average" component SEI is 40 to 60. Component SEIs are computed only if at least eight students are included.

# 2011-12 School Effectiveness Index (SEI) Analysis

240-FRANK GUZICK

Overall SEI: 51.0

2012-13 DIVISION 4



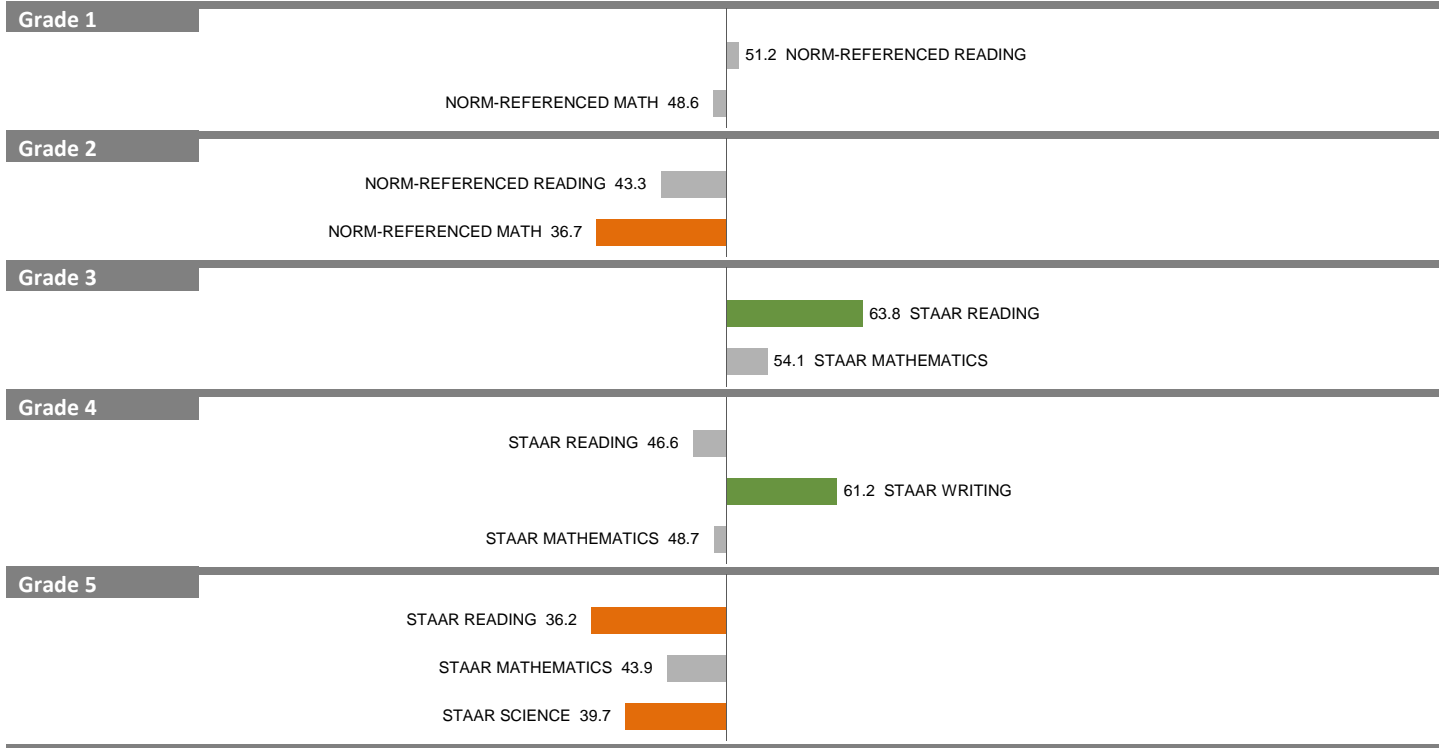
NOTES: "Overall SEI" has an average of 50 and standard deviation of 5; the range for an "average" overall SEI is 45 to 55. Component SEIs (i.e., "Grade 5 STAAR READING" or "PSAT WRITING") each have an average of 50 and standard deviation of 10. The range for an "average" component SEI is 40 to 60. Component SEIs are computed only if at least eight students are included.

# 2011-12 School Effectiveness Index (SEI) Analysis

250–WHITNEY M. YOUNG

Overall SEI: 47.2

2012-13 DIVISION 4



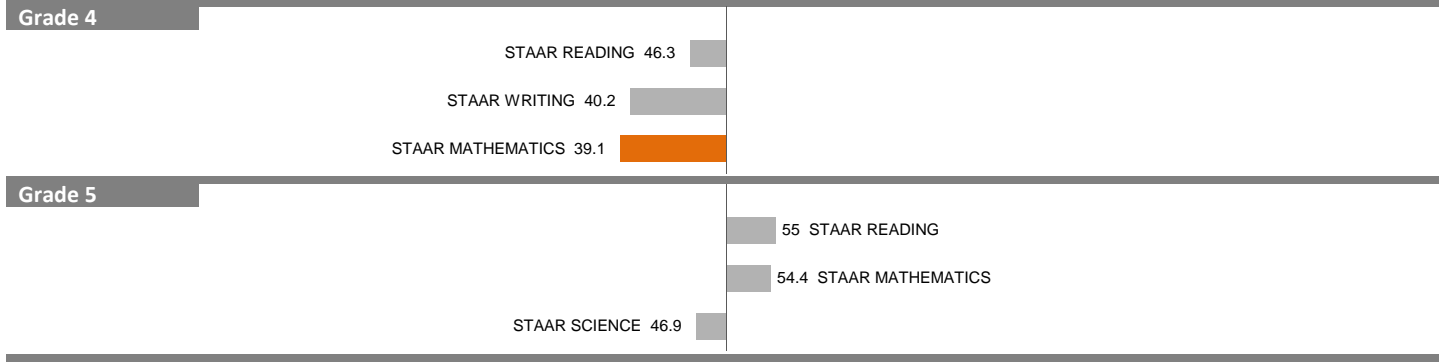
NOTES: "Overall SEI" has an average of 50 and standard deviation of 5; the range for an "average" overall SEI is 45 to 55. Component SEIs (i.e., "Grade 5 STAAR READING" or "PSAT WRITING") each have an average of 50 and standard deviation of 10. The range for an "average" component SEI is 40 to 60. Component SEIs are computed only if at least eight students are included.

# 2011-12 School Effectiveness Index (SEI) Analysis

270-EDUARDO MATA

Overall SEI: 46.3

2012-13 DIVISION 4



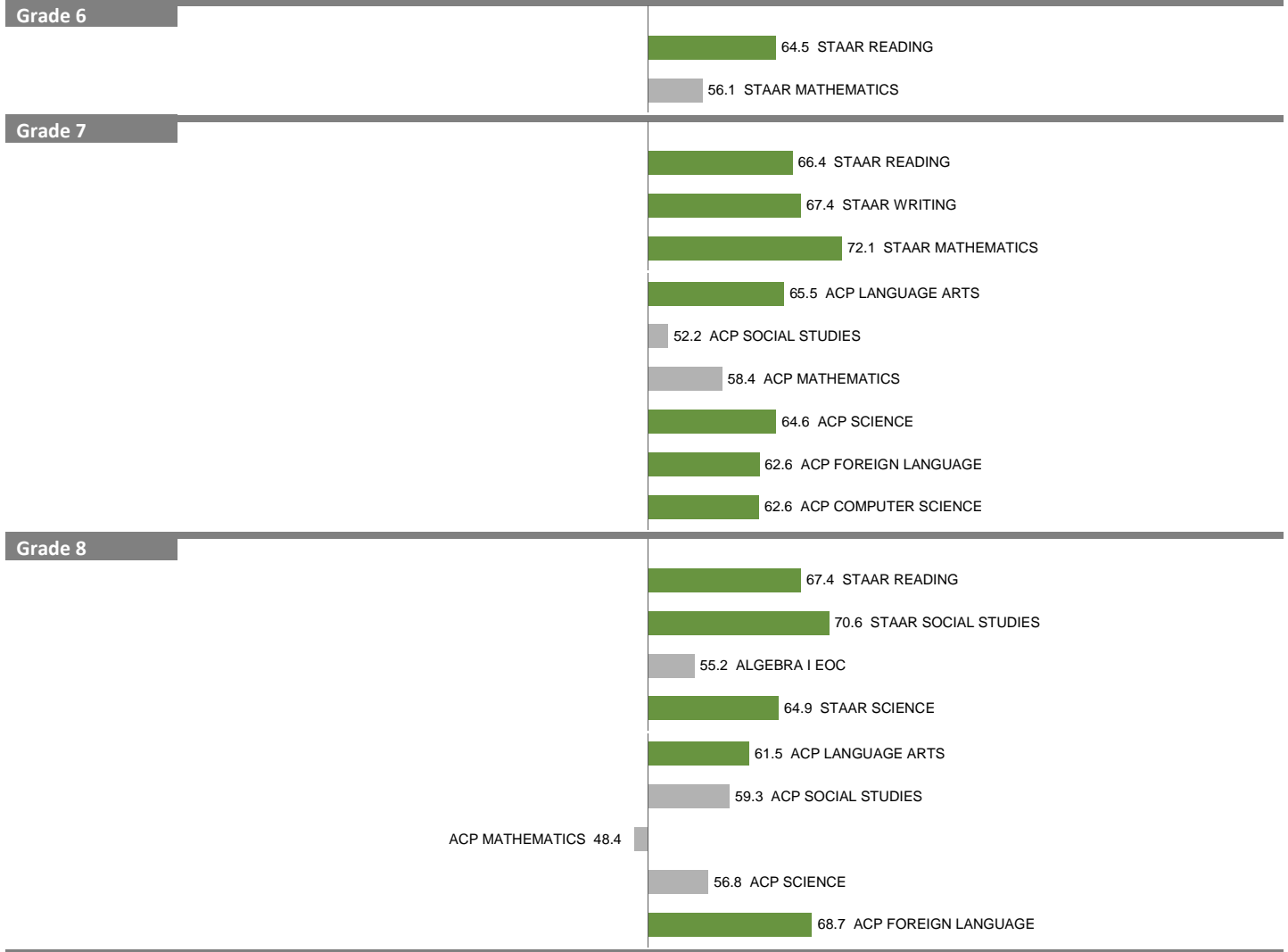
NOTES: "Overall SEI" has an average of 50 and standard deviation of 5; the range for an "average" overall SEI is 45 to 55. Component SEIs (i.e., "Grade 5 STAAR READING" or "PSAT WRITING") each have an average of 50 and standard deviation of 10. The range for an "average" component SEI is 40 to 60. Component SEIs are computed only if at least eight students are included.

## 2011-12 School Effectiveness Index (SEI) Analysis

356—IRMA L. RANGEL LEADERSHIP ACADEMY (MS)

Overall SEI: 63.6

2012-13 DIVISION 4 (MAGNETS)



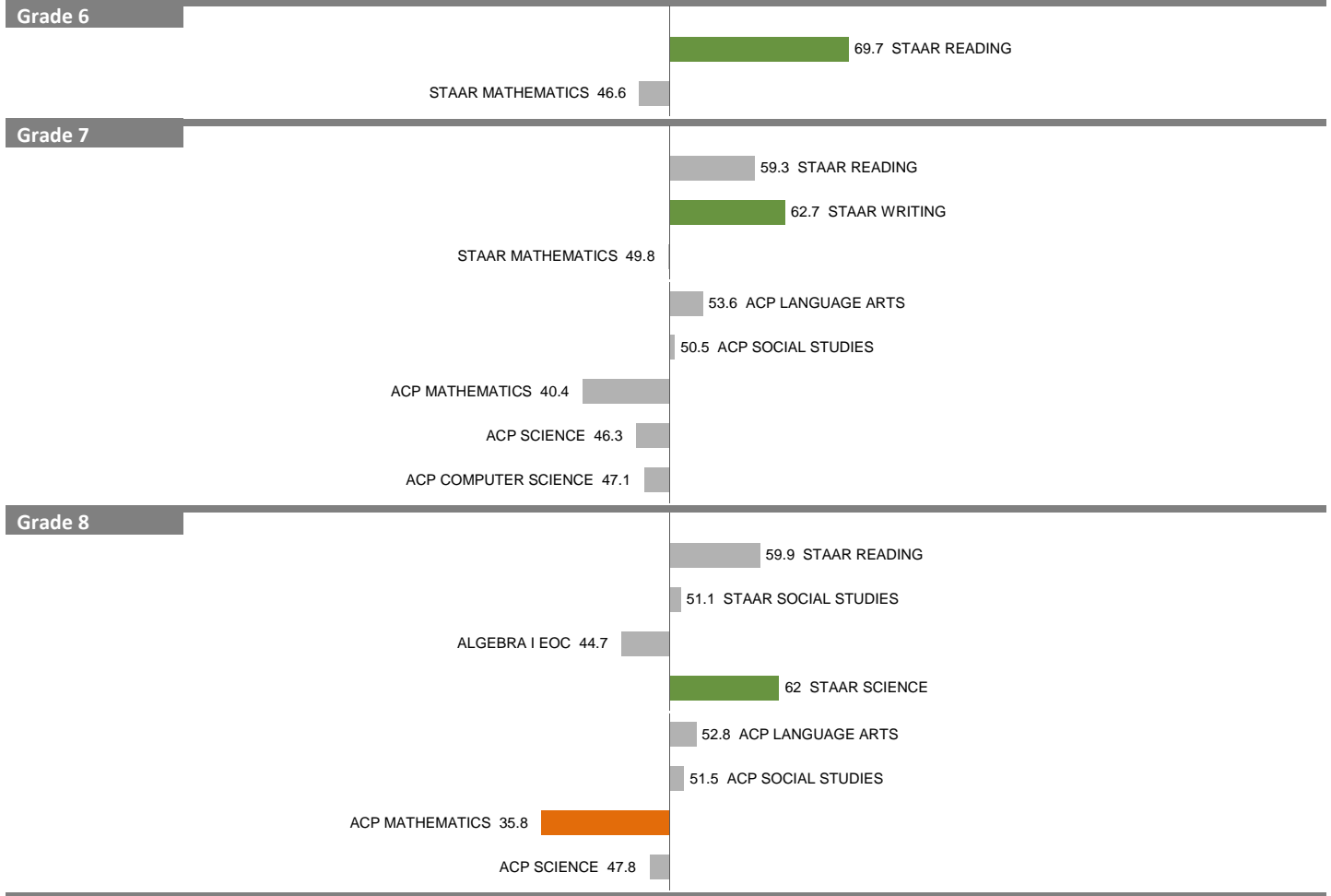
NOTES: "Overall SEI" has an average of 50 and standard deviation of 5; the range for an "average" overall SEI is 45 to 55. Component SEIs (i.e., "Grade 5 STAAR READING" or "PSAT WRITING") each have an average of 50 and standard deviation of 10. The range for an "average" component SEI is 40 to 60. Component SEIs are computed only if at least eight students are included.

# 2011-12 School Effectiveness Index (SEI) Analysis

357–BARACK OBAMA MALE LEADERSHIP ACADEMY (MS)

Overall SEI: 54.0

2012-13 DIVISION 4 (MAGNETS)



NOTES: "Overall SEI" has an average of 50 and standard deviation of 5; the range for an "average" overall SEI is 45 to 55. Component SEIs (i.e., "Grade 5 STAAR READING" or "PSAT WRITING") each have an average of 50 and standard deviation of 10. The range for an "average" component SEI is 40 to 60. Component SEIs are computed only if at least eight students are included.