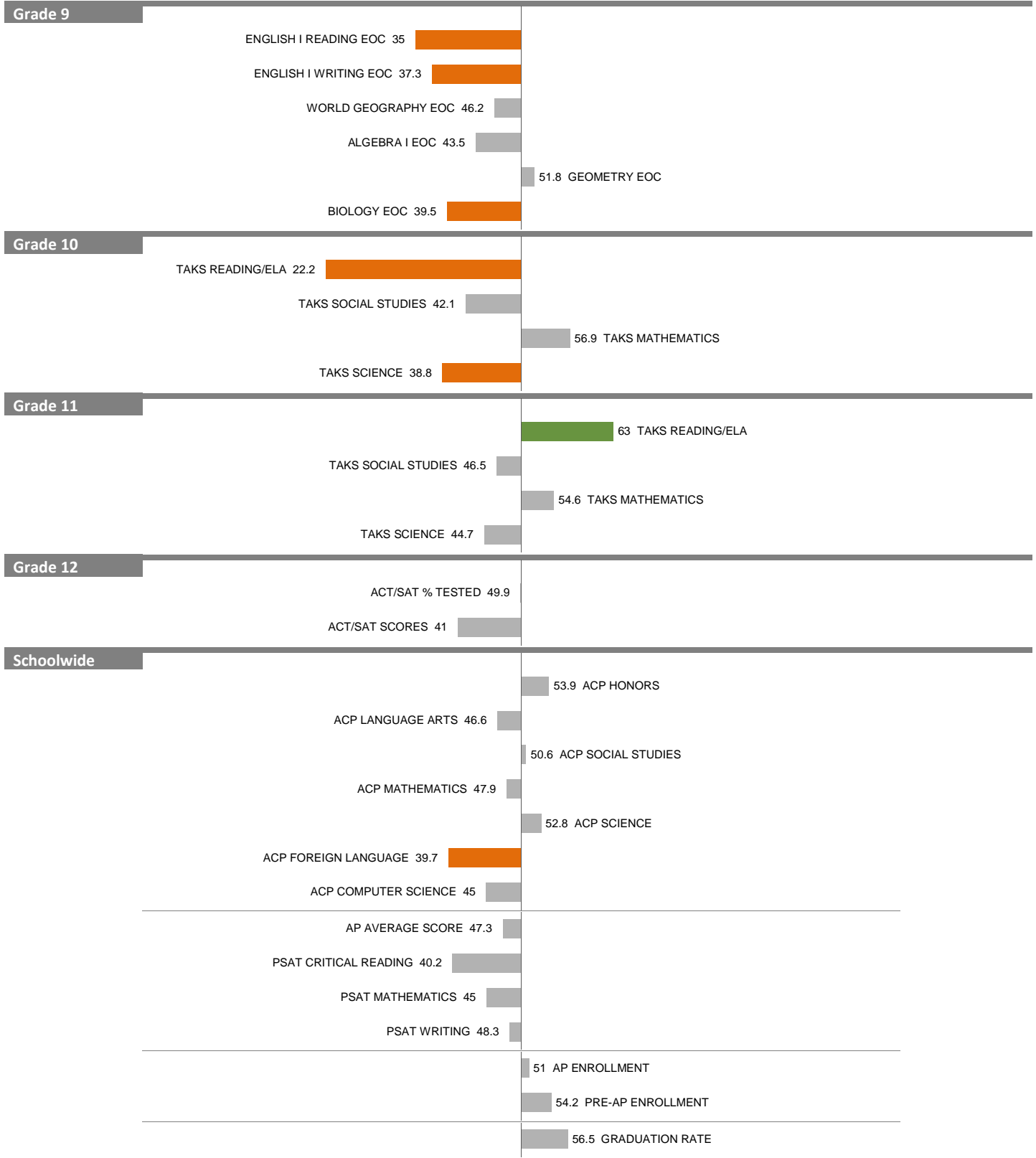


2011-12 School Effectiveness Index (SEI) Analysis

5-MOISES E. MOLINA

Overall SEI: 45.6

2012-13 DIVISION 3



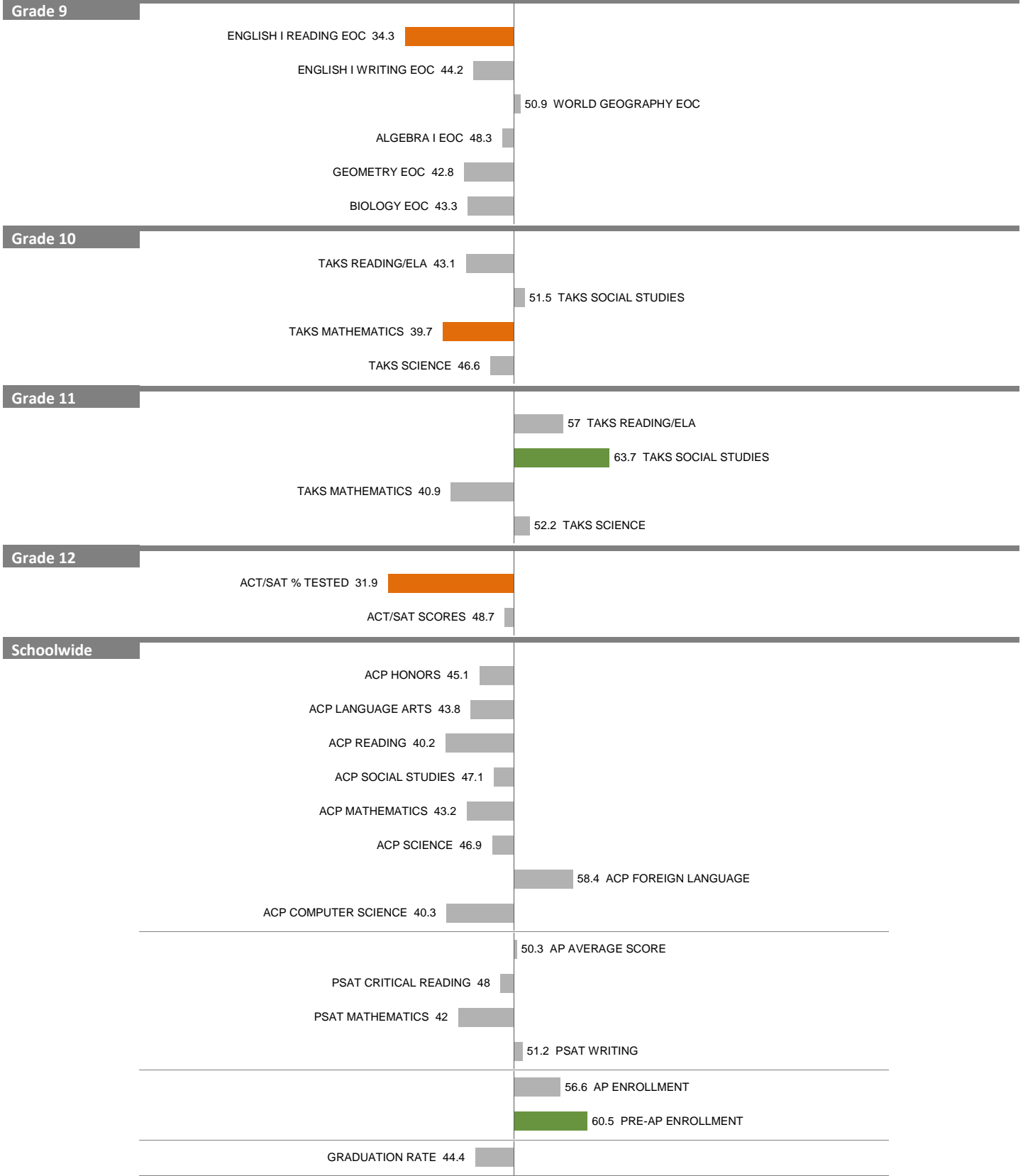
NOTES: "Overall SEI" has an average of 50 and standard deviation of 5; the range for an "average" overall SEI is 45 to 55. Component SEIs (i.e., "Grade 5 STAAR READING" or "PSAT WRITING") each have an average of 50 and standard deviation of 10. The range for an "average" component SEI is 40 to 60. Component SEIs are computed only if at least eight students are included.

2011-12 School Effectiveness Index (SEI) Analysis

6-HILLCREST

Overall SEI: 45.9

2012-13 DIVISION 3

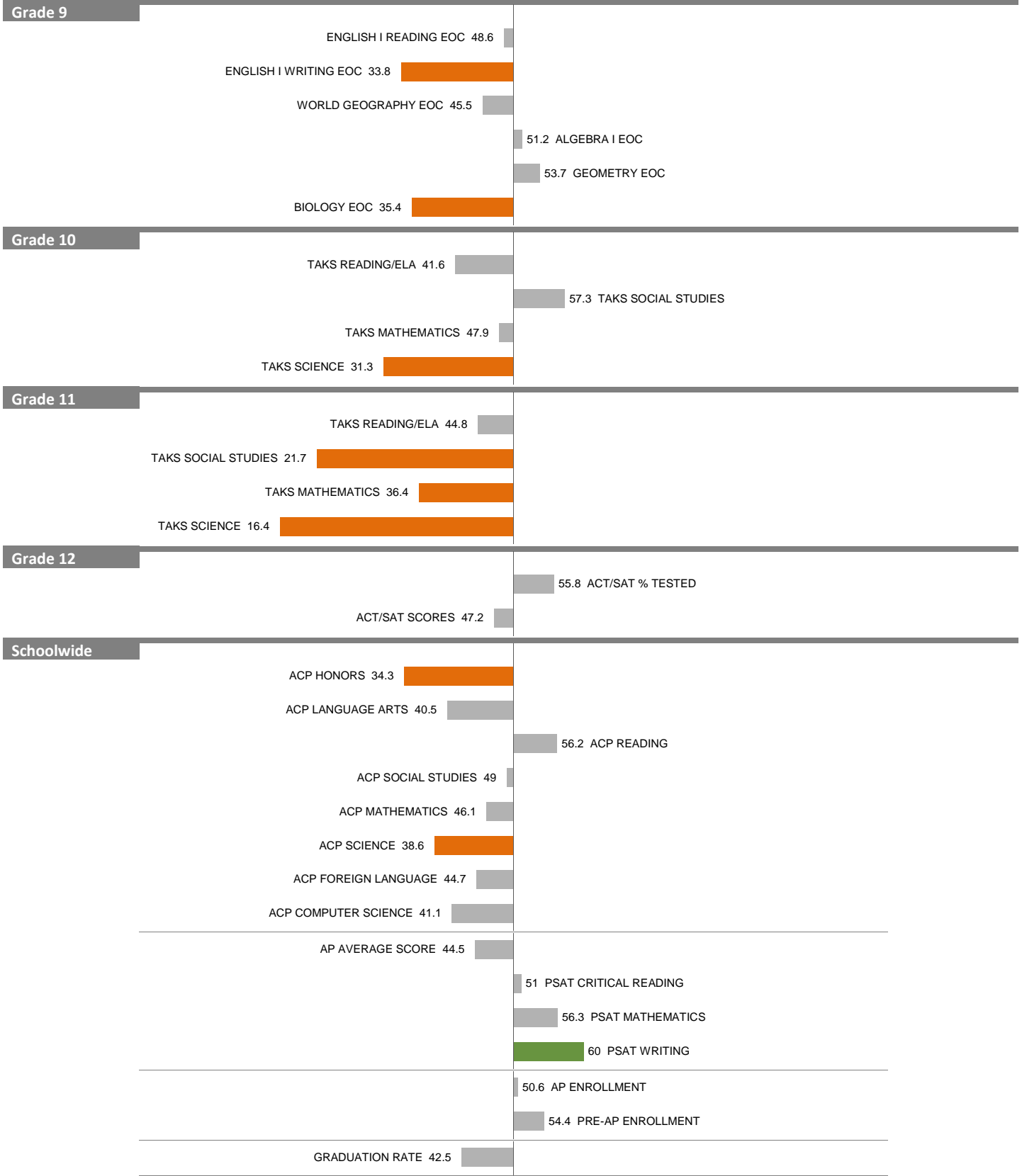


NOTES: "Overall SEI" has an average of 50 and standard deviation of 5; the range for an "average" overall SEI is 45 to 55. Component SEIs (i.e., "Grade 5 STAAR READING" or "PSAT WRITING") each have an average of 50 and standard deviation of 10. The range for an "average" component SEI is 40 to 60. Component SEIs are computed only if at least eight students are included.

2011-12 School Effectiveness Index (SEI) Analysis

12-L. G. PINKSTON
2012-13 DIVISION 3

Overall SEI: 42.2

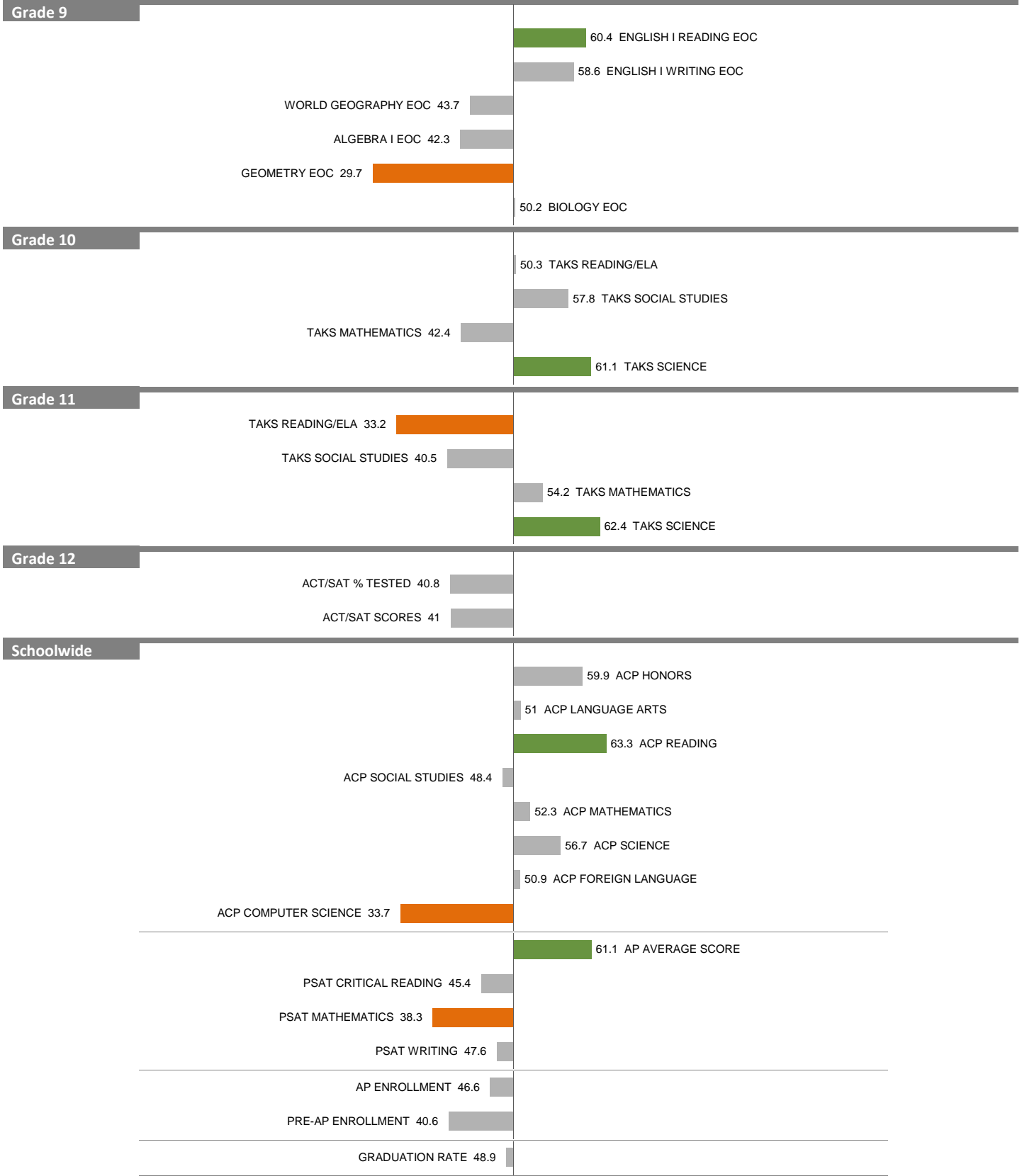


NOTES: "Overall SEI" has an average of 50 and standard deviation of 5; the range for an "average" overall SEI is 45 to 55. Component SEIs (i.e., "Grade 5 STAAR READING" or "PSAT WRITING") each have an average of 50 and standard deviation of 10. The range for an "average" component SEI is 40 to 60. Component SEIs are computed only if at least eight students are included.

2011-12 School Effectiveness Index (SEI) Analysis

24-NORTH DALLAS
2012-13 DIVISION 3

Overall SEI: 49.0



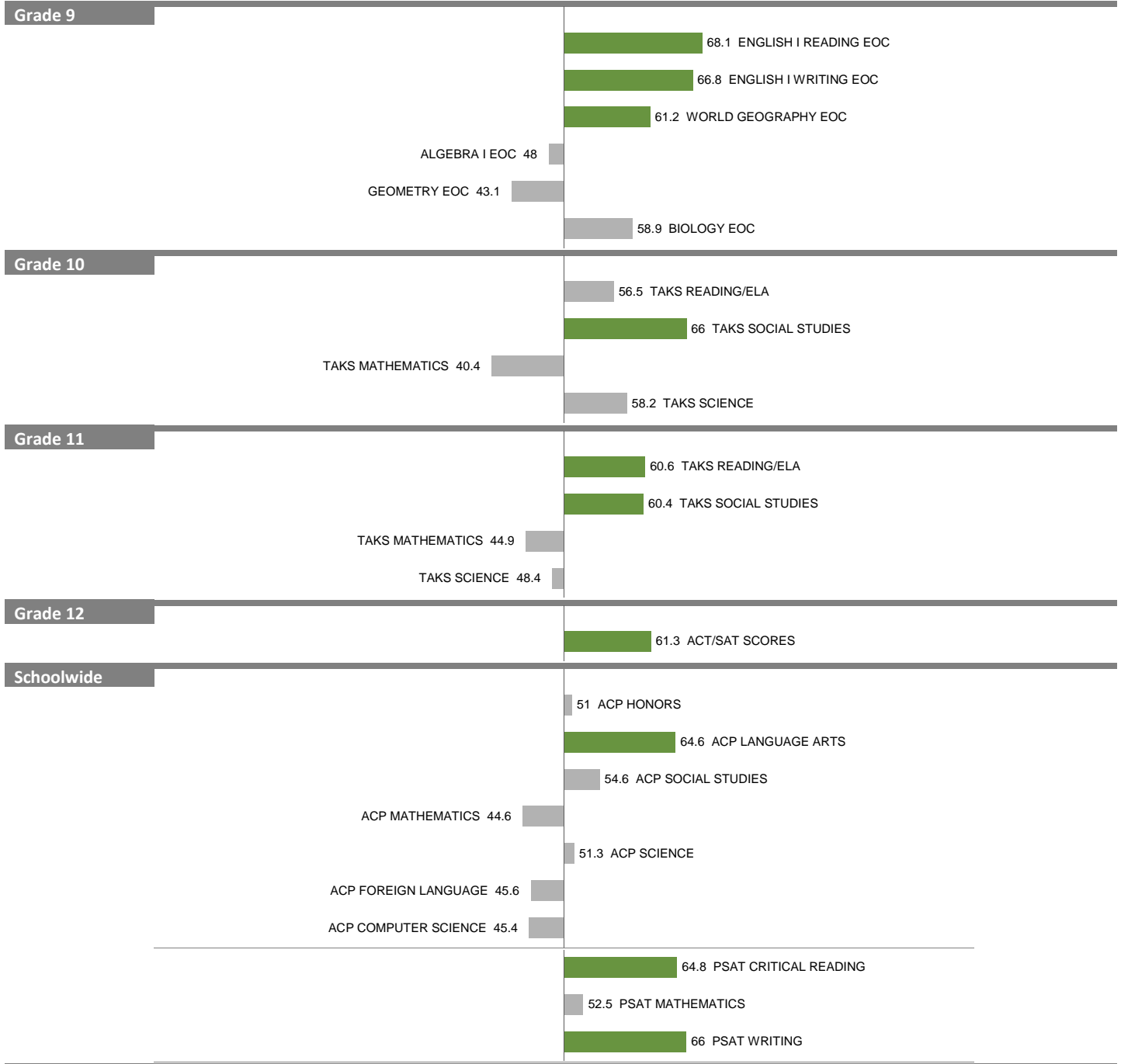
NOTES: "Overall SEI" has an average of 50 and standard deviation of 5; the range for an "average" overall SEI is 45 to 55. Component SEIs (i.e., "Grade 5 STAAR READING" or "PSAT WRITING") each have an average of 50 and standard deviation of 10. The range for an "average" component SEI is 40 to 60. Component SEIs are computed only if at least eight students are included.

2011-12 School Effectiveness Index (SEI) Analysis

34-B. WASHINGTON SCHOOL FOR PERFORMING & VISUAL ARTS

Overall SEI: 54.9

2012-13 DIVISION 3 (MAGNETS)



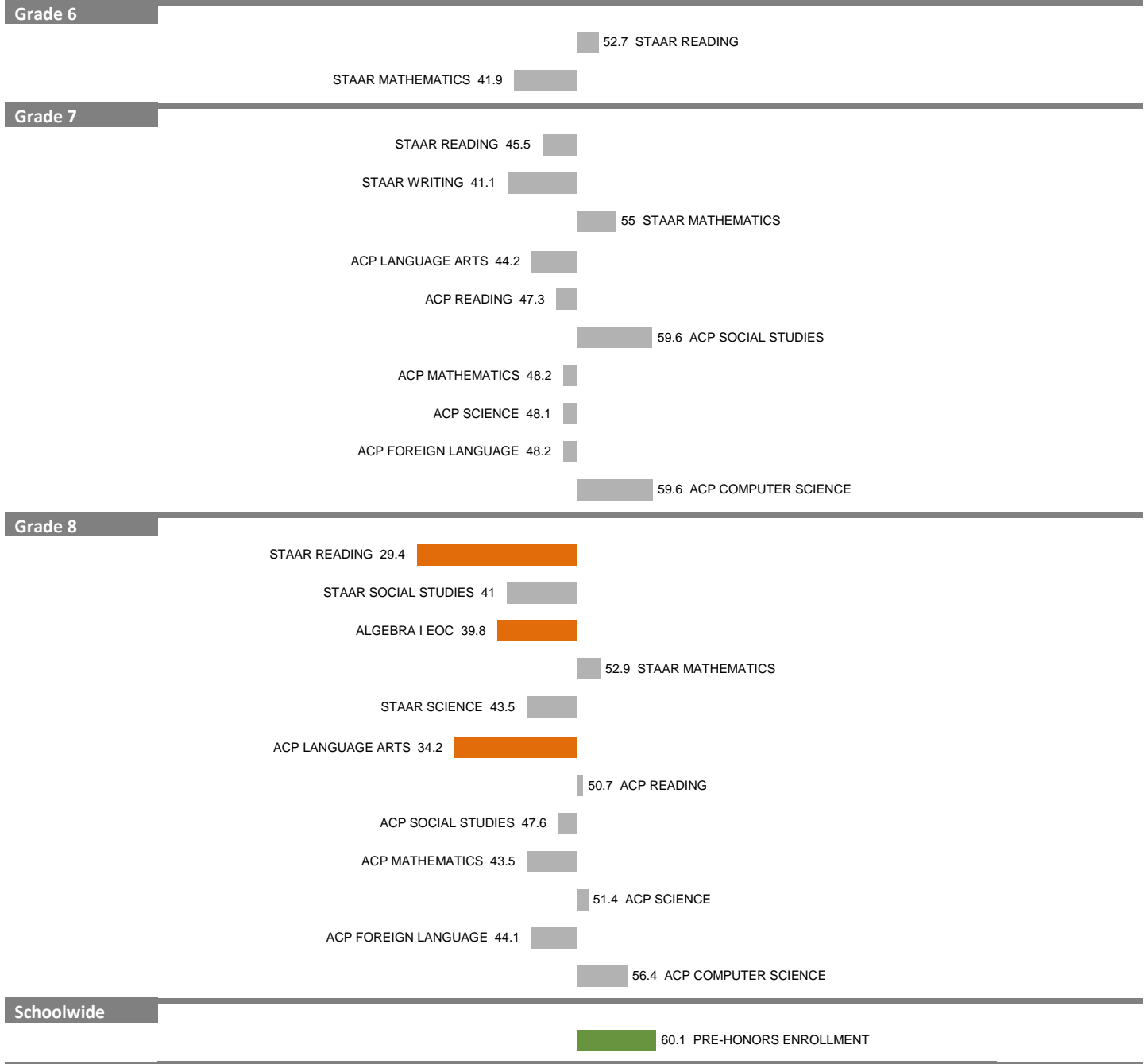
NOTES: "Overall SEI" has an average of 50 and standard deviation of 5; the range for an "average" overall SEI is 45 to 55. Component SEIs (i.e., "Grade 5 STAAR READING" or "PSAT WRITING") each have an average of 50 and standard deviation of 10. The range for an "average" component SEI is 40 to 60. Component SEIs are computed only if at least eight students are included.

2011-12 School Effectiveness Index (SEI) Analysis

47-BENJAMIN FRANKLIN

Overall SEI: 45.0

2012-13 DIVISION 3



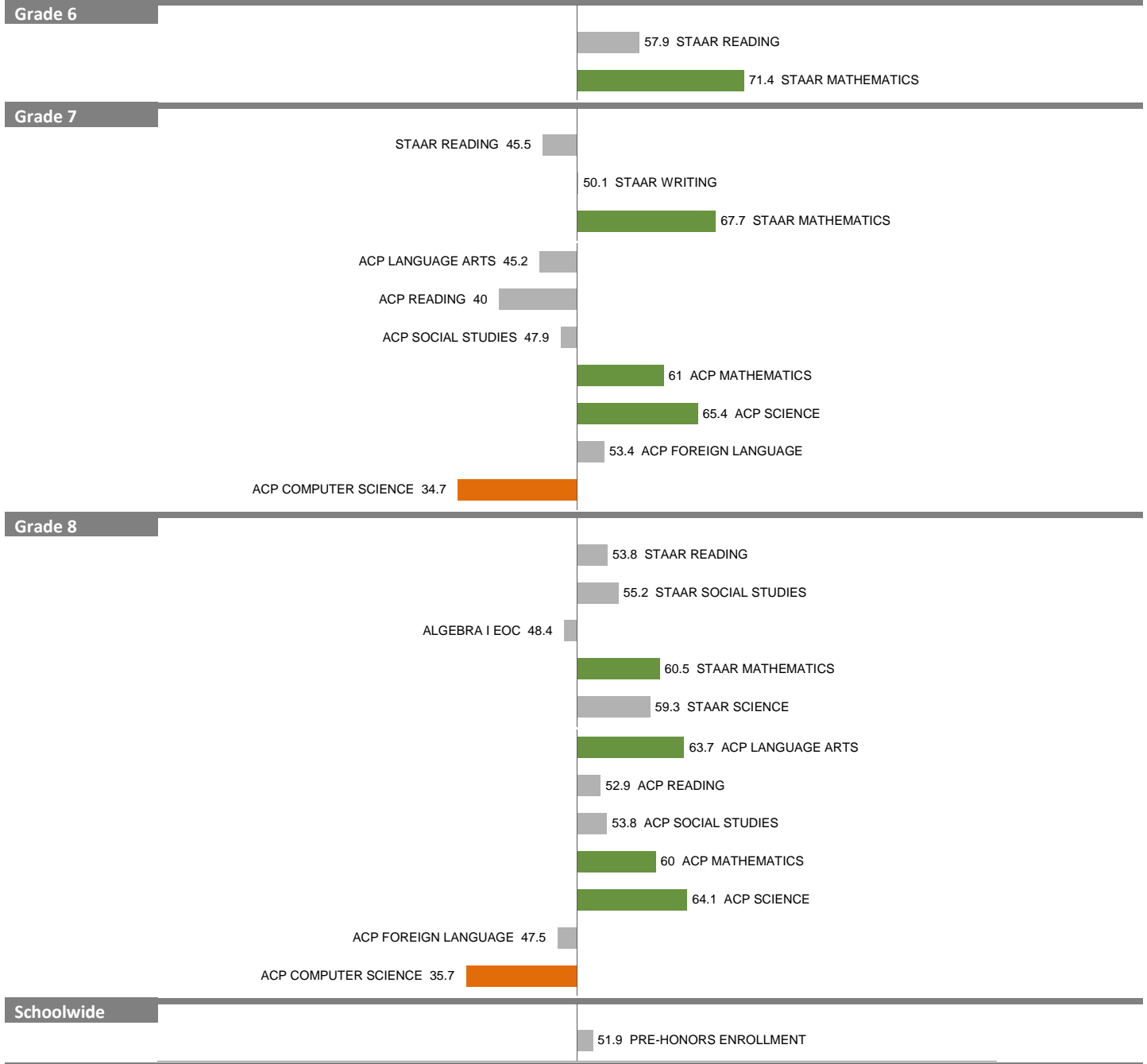
NOTES: "Overall SEI" has an average of 50 and standard deviation of 5; the range for an "average" overall SEI is 45 to 55. Component SEIs (i.e., "Grade 5 STAAR READING" or "PSAT WRITING") each have an average of 50 and standard deviation of 10. The range for an "average" component SEI is 40 to 60. Component SEIs are computed only if at least eight students are included.

2011-12 School Effectiveness Index (SEI) Analysis

55-T. J. RUSK

Overall SEI: 55.2

2012-13 DIVISION 3



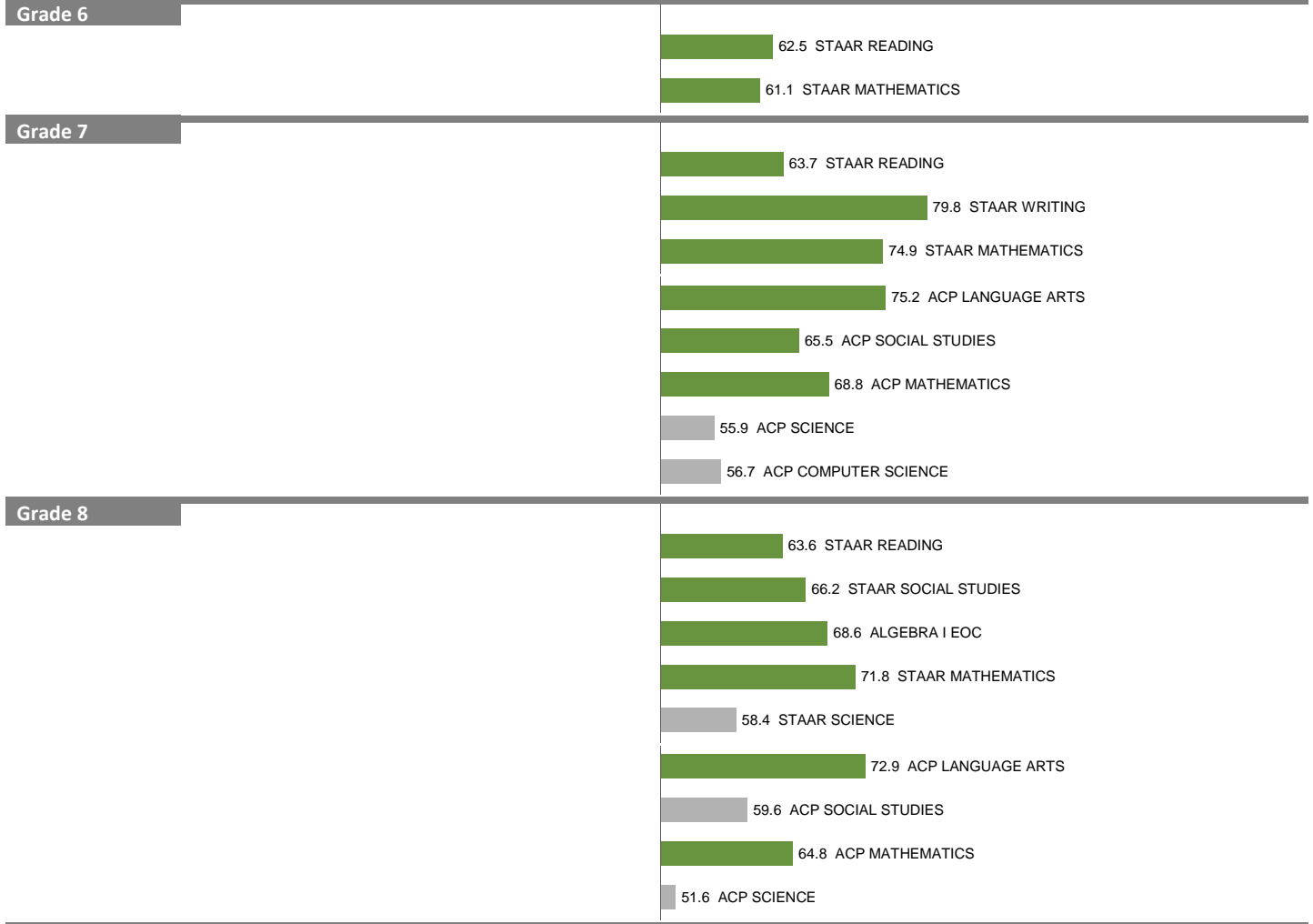
NOTES: "Overall SEI" has an average of 50 and standard deviation of 5; the range for an "average" overall SEI is 45 to 55. Component SEIs (i.e., "Grade 5 STAAR READING" or "PSAT WRITING") each have an average of 50 and standard deviation of 10. The range for an "average" component SEI is 40 to 60. Component SEIs are computed only if at least eight students are included.

2011-12 School Effectiveness Index (SEI) Analysis

57–WILLIAM B. TRAVIS ACADEMY

Overall SEI: 66.3

2012-13 DIVISION 3 (MAGNETS)



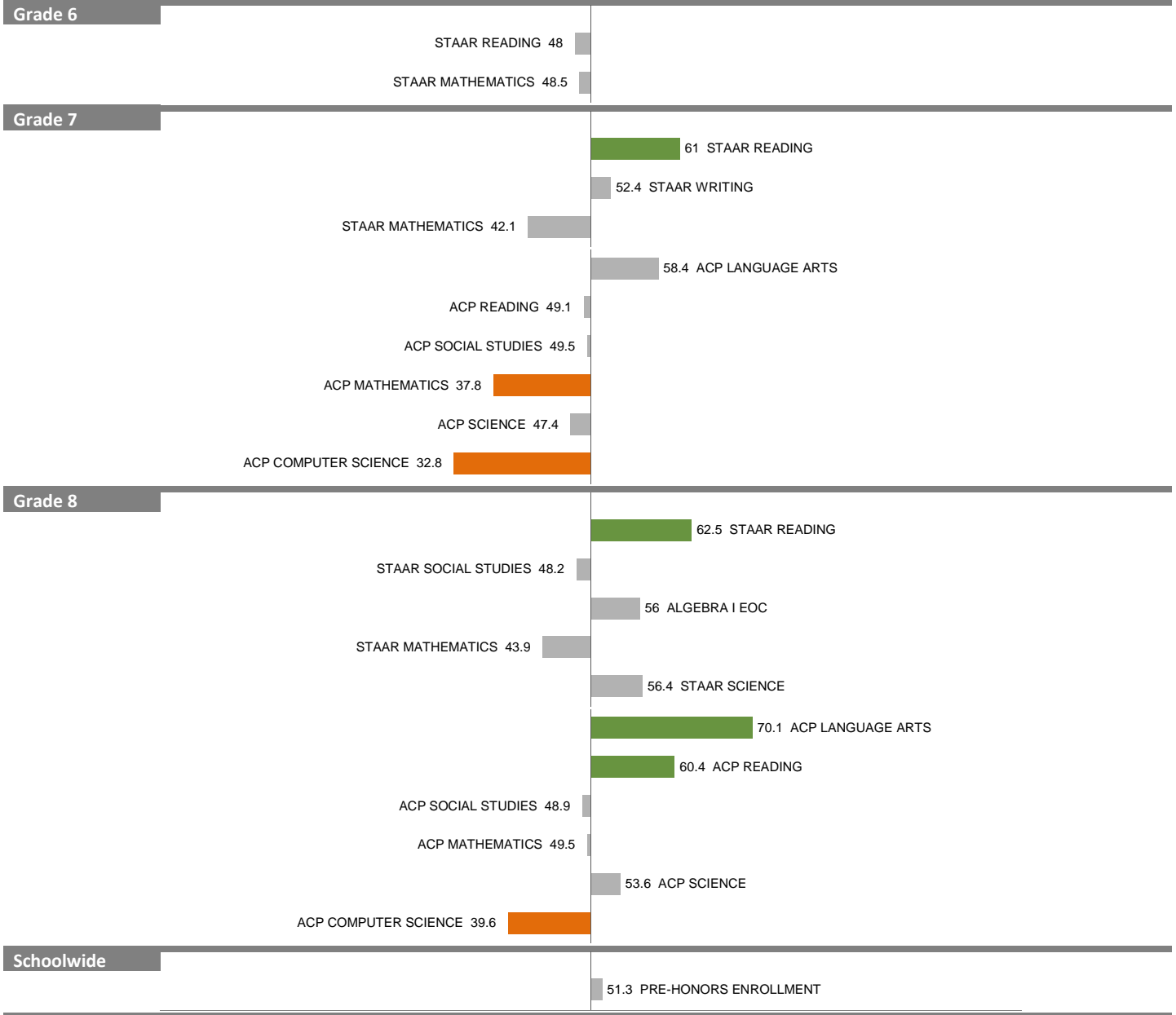
NOTES: "Overall SEI" has an average of 50 and standard deviation of 5; the range for an "average" overall SEI is 45 to 55. Component SEIs (i.e., "Grade 5 STAAR READING" or "PSAT WRITING") each have an average of 50 and standard deviation of 10. The range for an "average" component SEI is 40 to 60. Component SEIs are computed only if at least eight students are included.

2011-12 School Effectiveness Index (SEI) Analysis

58-ALEX W. SPENCE

Overall SEI: 50.9

2012-13 DIVISION 3



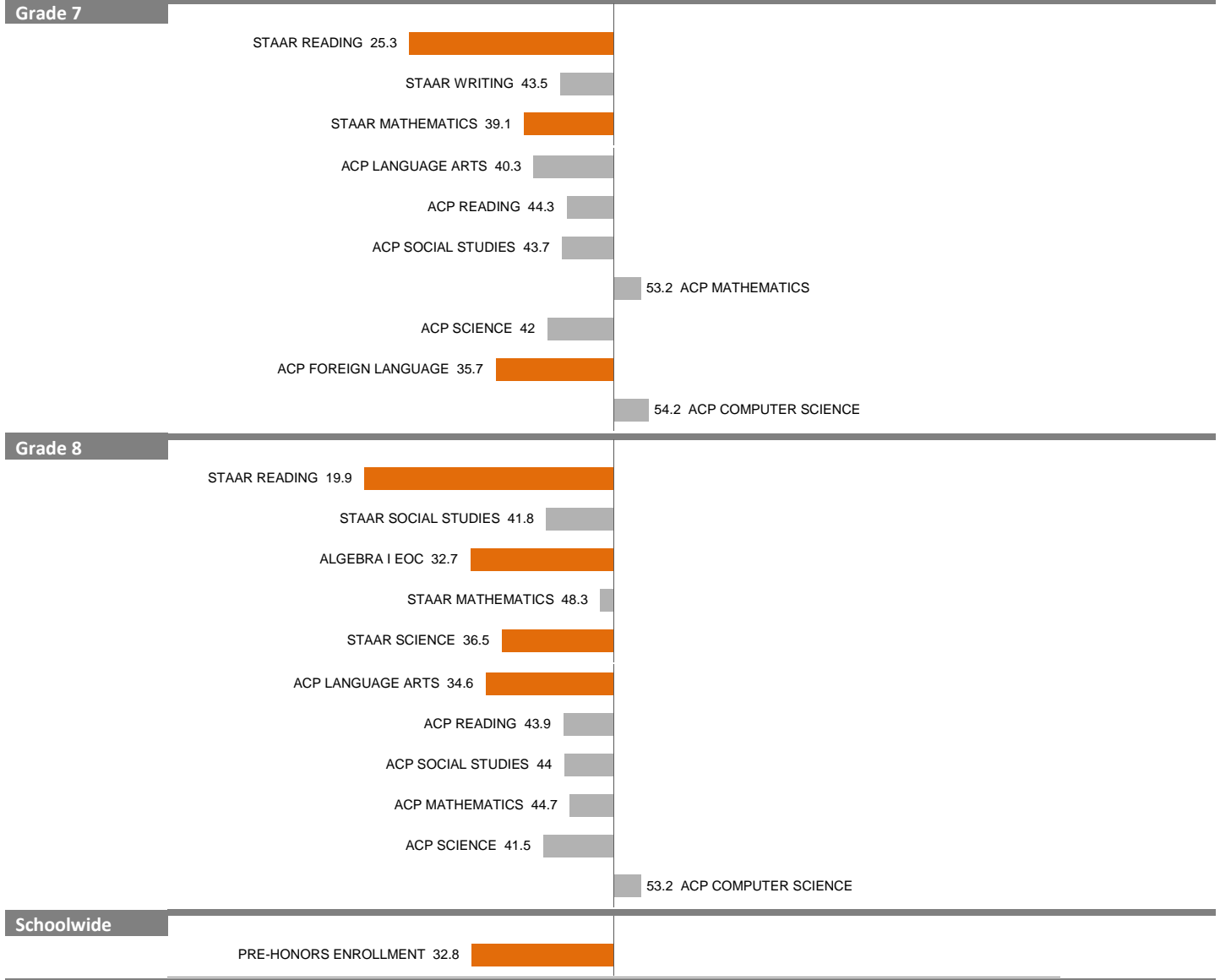
NOTES: "Overall SEI" has an average of 50 and standard deviation of 5; the range for an "average" overall SEI is 45 to 55. Component SEIs (i.e., "Grade 5 STAAR READING" or "PSAT WRITING") each have an average of 50 and standard deviation of 10. The range for an "average" component SEI is 40 to 60. Component SEIs are computed only if at least eight students are included.

2011-12 School Effectiveness Index (SEI) Analysis

59-L. V. STOCKARD

Overall SEI: 37.3

2012-13 DIVISION 3



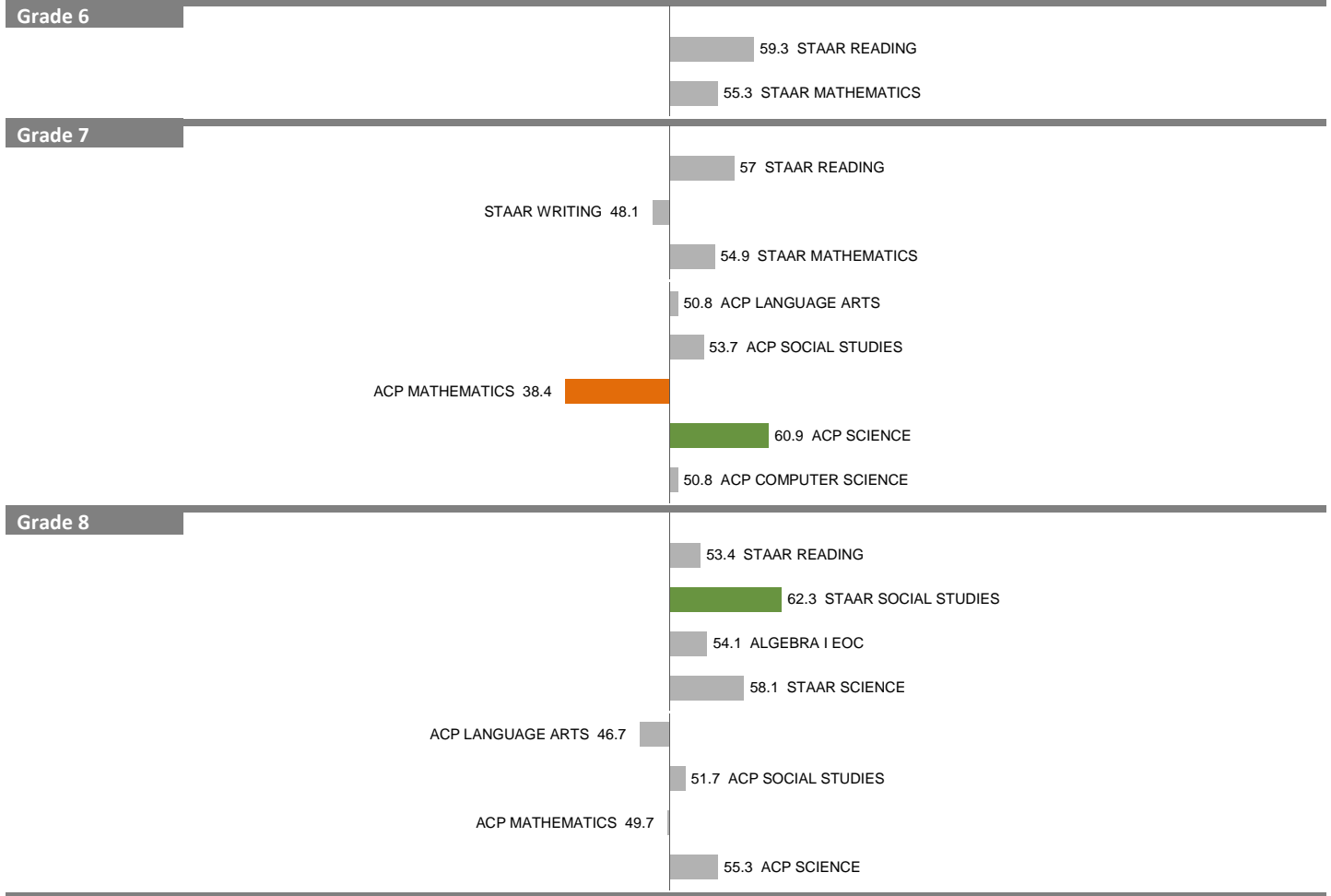
NOTES: "Overall SEI" has an average of 50 and standard deviation of 5; the range for an "average" overall SEI is 45 to 55. Component SEIs (i.e., "Grade 5 STAAR READING" or "PSAT WRITING") each have an average of 50 and standard deviation of 10. The range for an "average" component SEI is 40 to 60. Component SEIs are computed only if at least eight students are included.

2011-12 School Effectiveness Index (SEI) Analysis

71-DALLAS ENVIRONMENTAL SCIENCE

Overall SEI: 54.4

2012-13 DIVISION 3 (MAGNETS)



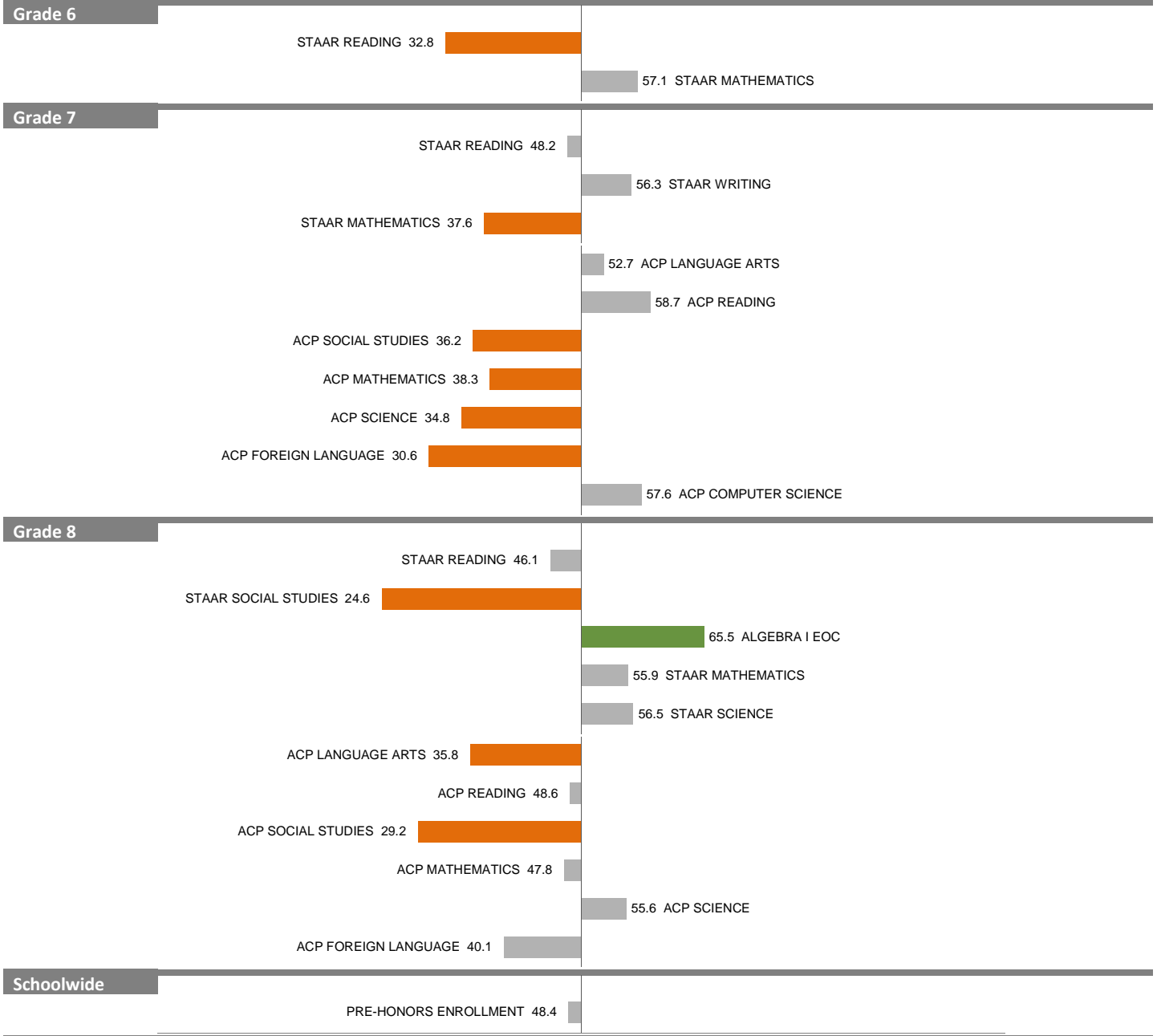
NOTES: "Overall SEI" has an average of 50 and standard deviation of 5; the range for an "average" overall SEI is 45 to 55. Component SEIs (i.e., "Grade 5 STAAR READING" or "PSAT WRITING") each have an average of 50 and standard deviation of 10. The range for an "average" component SEI is 40 to 60. Component SEIs are computed only if at least eight students are included.

2011-12 School Effectiveness Index (SEI) Analysis

74-THOMAS A. EDISON

Overall SEI: 46.3

2012-13 DIVISION 3




NOTES: "Overall SEI" has an average of 50 and standard deviation of 5; the range for an "average" overall SEI is 45 to 55. Component SEIs (i.e., "Grade 5 STAAR READING" or "PSAT WRITING") each have an average of 50 and standard deviation of 10. The range for an "average" component SEI is 40 to 60. Component SEIs are computed only if at least eight students are included.

2011-12 School Effectiveness Index (SEI) Analysis

88-TRINIDAD GARZA EARLY COLLEGE

Overall SEI: 52.5

2012-13 DIVISION 3 (MAGNETS)



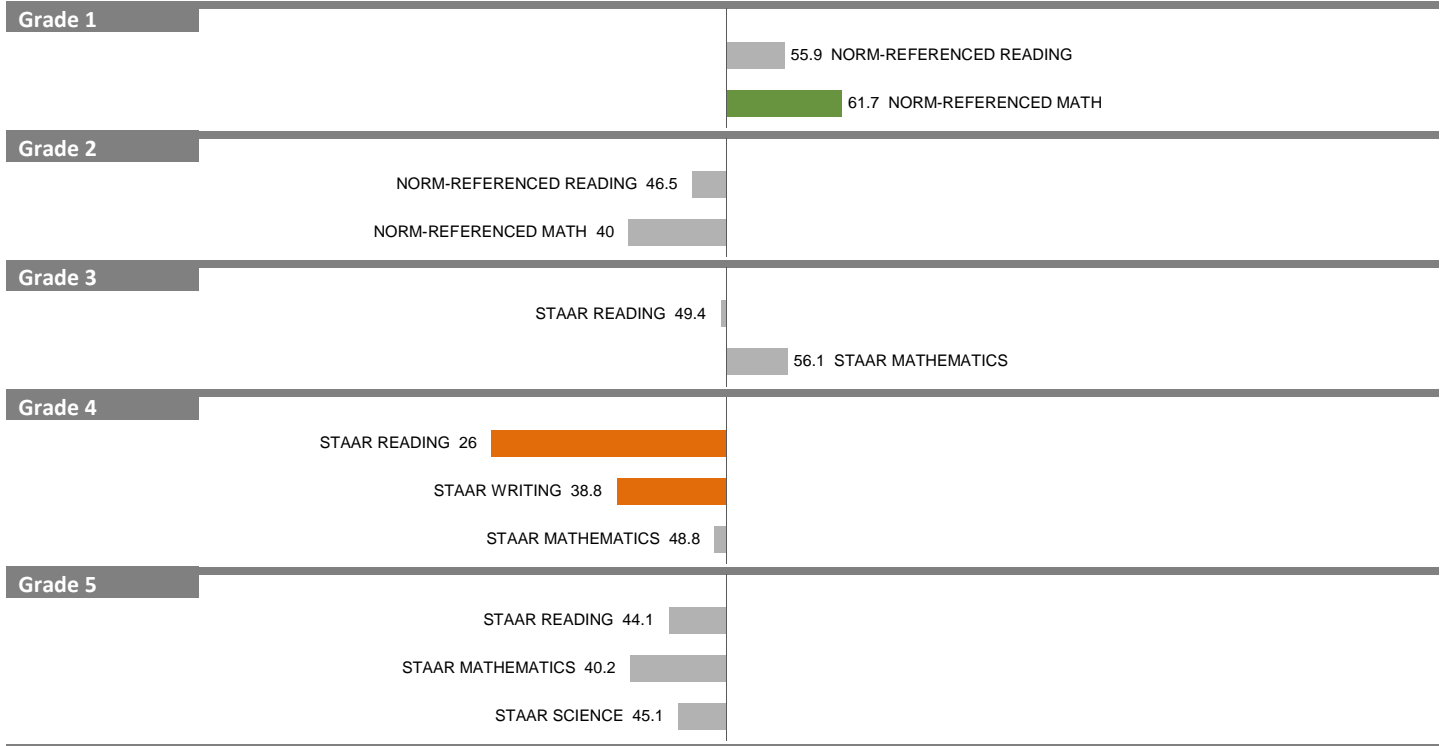
NOTES: "Overall SEI" has an average of 50 and standard deviation of 5; the range for an "average" overall SEI is 45 to 55. Component SEIs (i.e., "Grade 5 STAAR READING" or "PSAT WRITING") each have an average of 50 and standard deviation of 10. The range for an "average" component SEI is 40 to 60. Component SEIs are computed only if at least eight students are included.

2011-12 School Effectiveness Index (SEI) Analysis

103-GABE P. ALLEN

Overall SEI: 45.3

2012-13 DIVISION 3



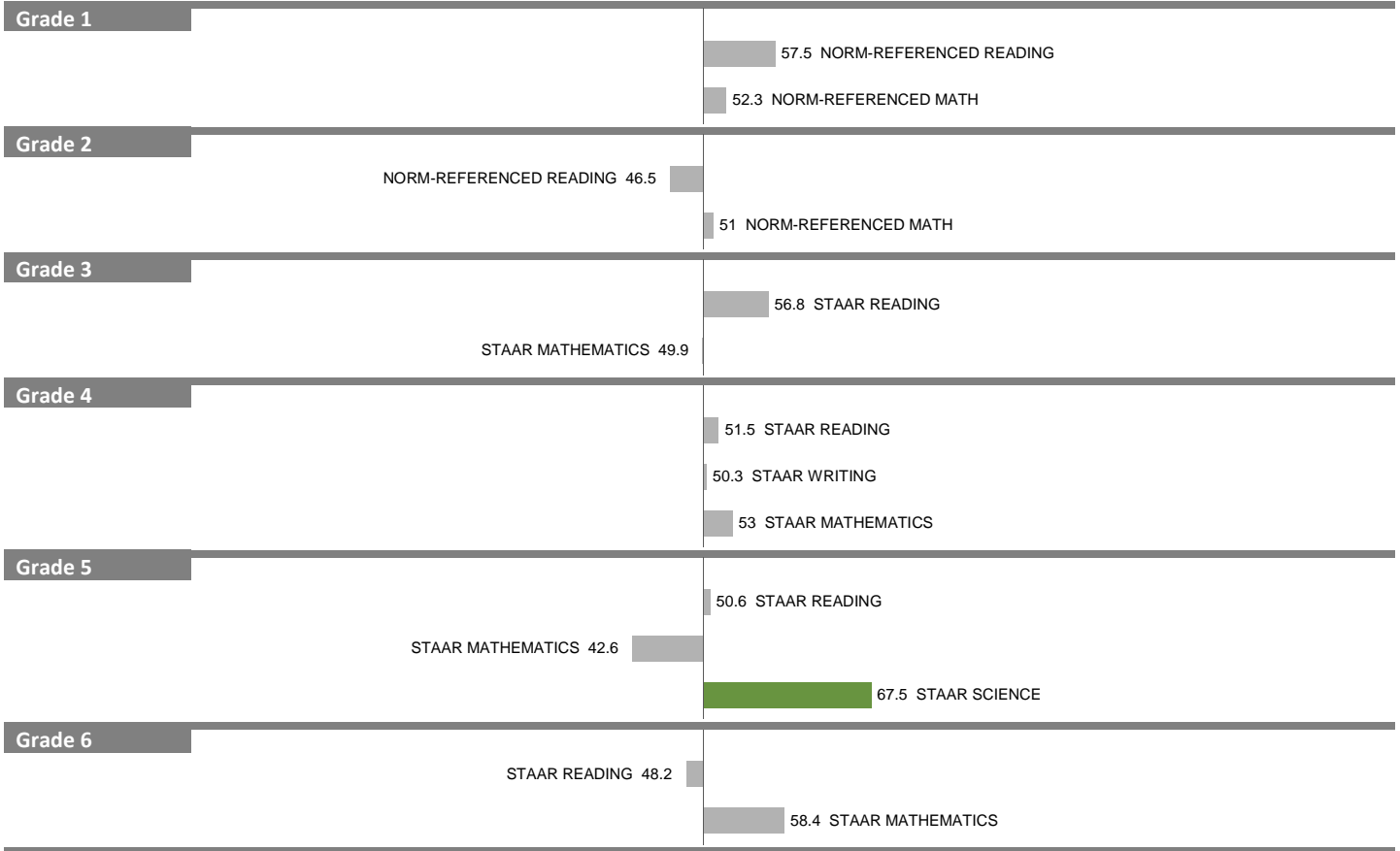
NOTES: "Overall SEI" has an average of 50 and standard deviation of 5; the range for an "average" overall SEI is 45 to 55. Component SEIs (i.e., "Grade 5 STAAR READING" or "PSAT WRITING") each have an average of 50 and standard deviation of 10. The range for an "average" component SEI is 40 to 60. Component SEIs are computed only if at least eight students are included.

2011-12 School Effectiveness Index (SEI) Analysis

105--ARCADIA PARK

Overall SEI: 52.1

2012-13 DIVISION 3



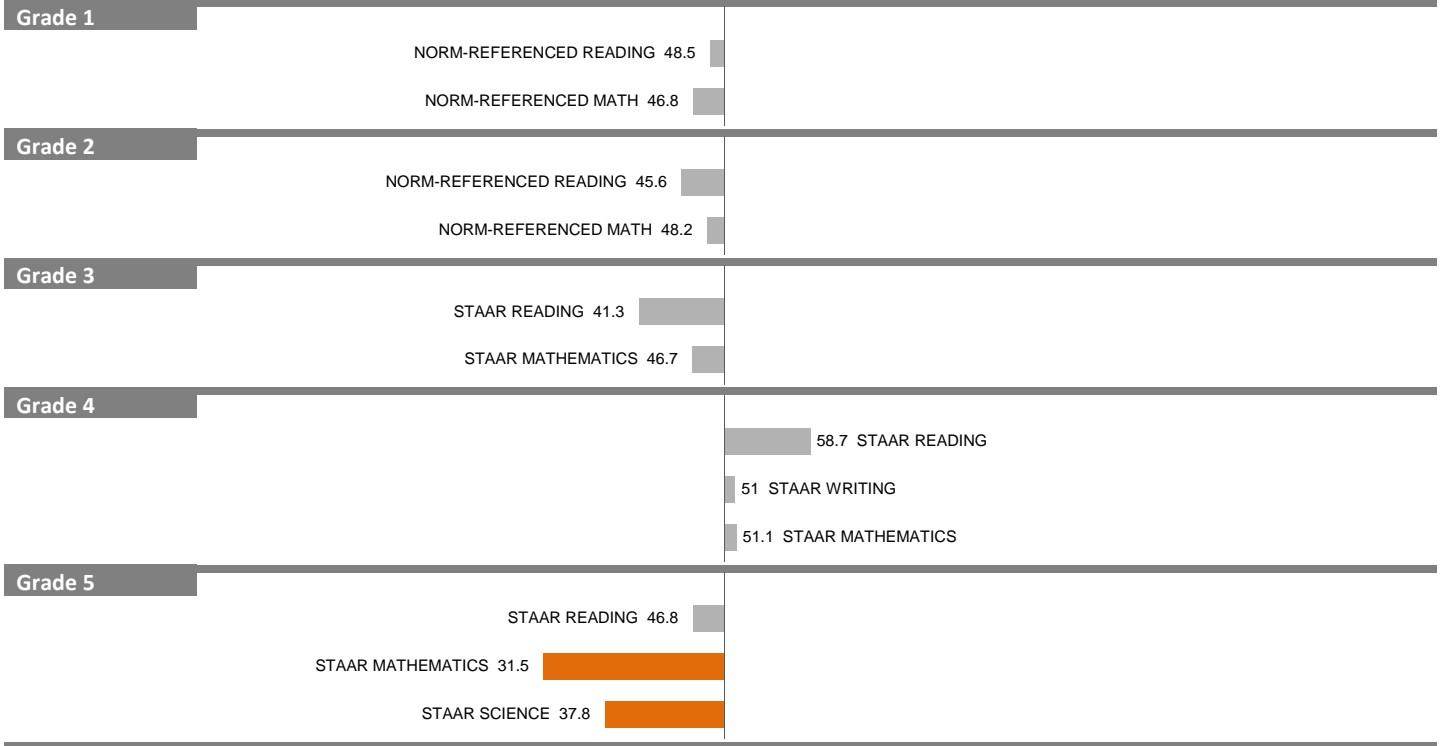
NOTES: "Overall SEI" has an average of 50 and standard deviation of 5; the range for an "average" overall SEI is 45 to 55. Component SEIs (i.e., "Grade 5 STAAR READING" or "PSAT WRITING") each have an average of 50 and standard deviation of 10. The range for an "average" component SEI is 40 to 60. Component SEIs are computed only if at least eight students are included.

2011-12 School Effectiveness Index (SEI) Analysis

106--ARLINGTON PARK

Overall SEI: 45.5

2012-13 DIVISION 3 (CLOSED)




NOTES: "Overall SEI" has an average of 50 and standard deviation of 5; the range for an "average" overall SEI is 45 to 55. Component SEIs (i.e., "Grade 5 STAAR READING" or "PSAT WRITING") each have an average of 50 and standard deviation of 10. The range for an "average" component SEI is 40 to 60. Component SEIs are computed only if at least eight students are included.

2011-12 School Effectiveness Index (SEI) Analysis

111-JAMES B. BONHAM

Overall SEI: 53.2

2012-13 DIVISION 3 (CLOSED)

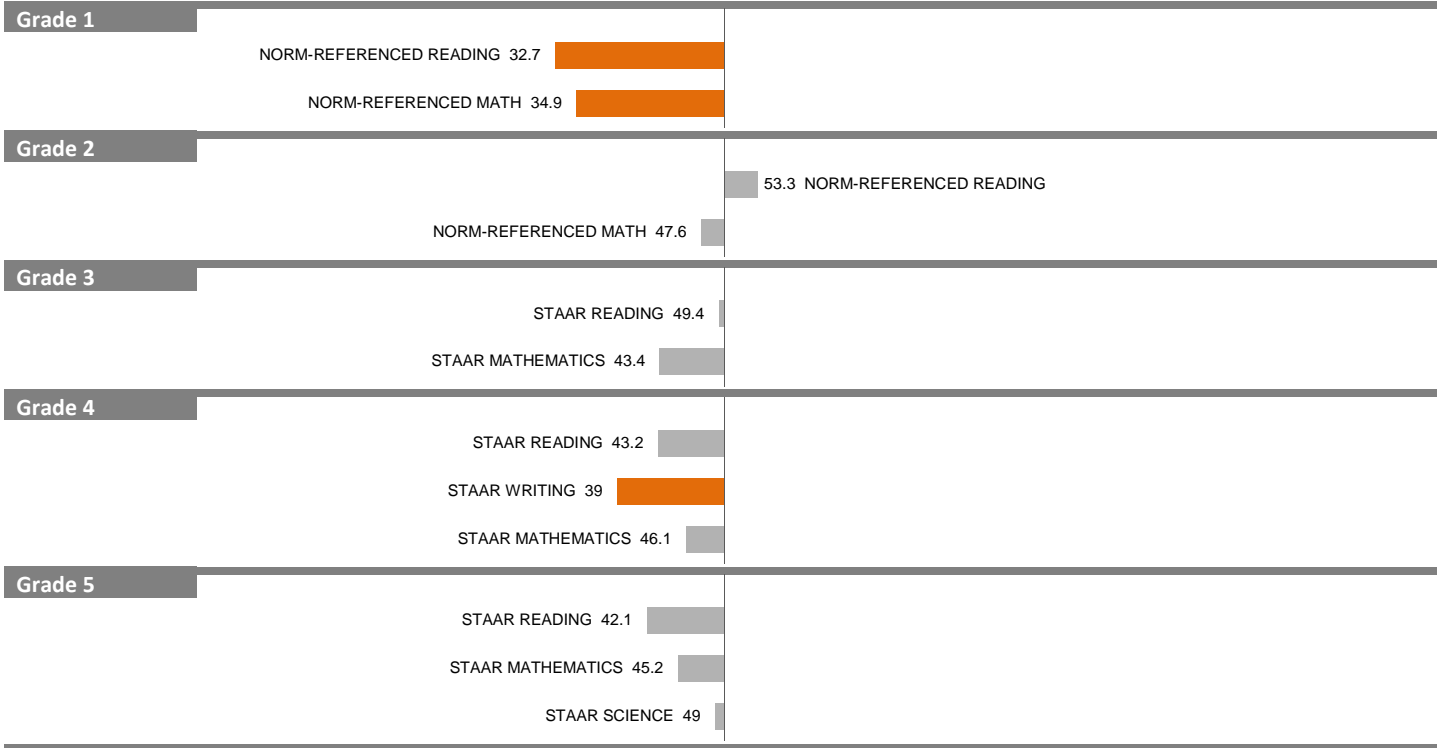


NOTES: "Overall SEI" has an average of 50 and standard deviation of 5; the range for an "average" overall SEI is 45 to 55. Component SEIs (i.e., "Grade 5 STAAR READING" or "PSAT WRITING") each have an average of 50 and standard deviation of 10. The range for an "average" component SEI is 40 to 60. Component SEIs are computed only if at least eight students are included.

2011-12 School Effectiveness Index (SEI) Analysis

122-C. F. CARR
2012-13 DIVISION 3

Overall SEI: 43.1



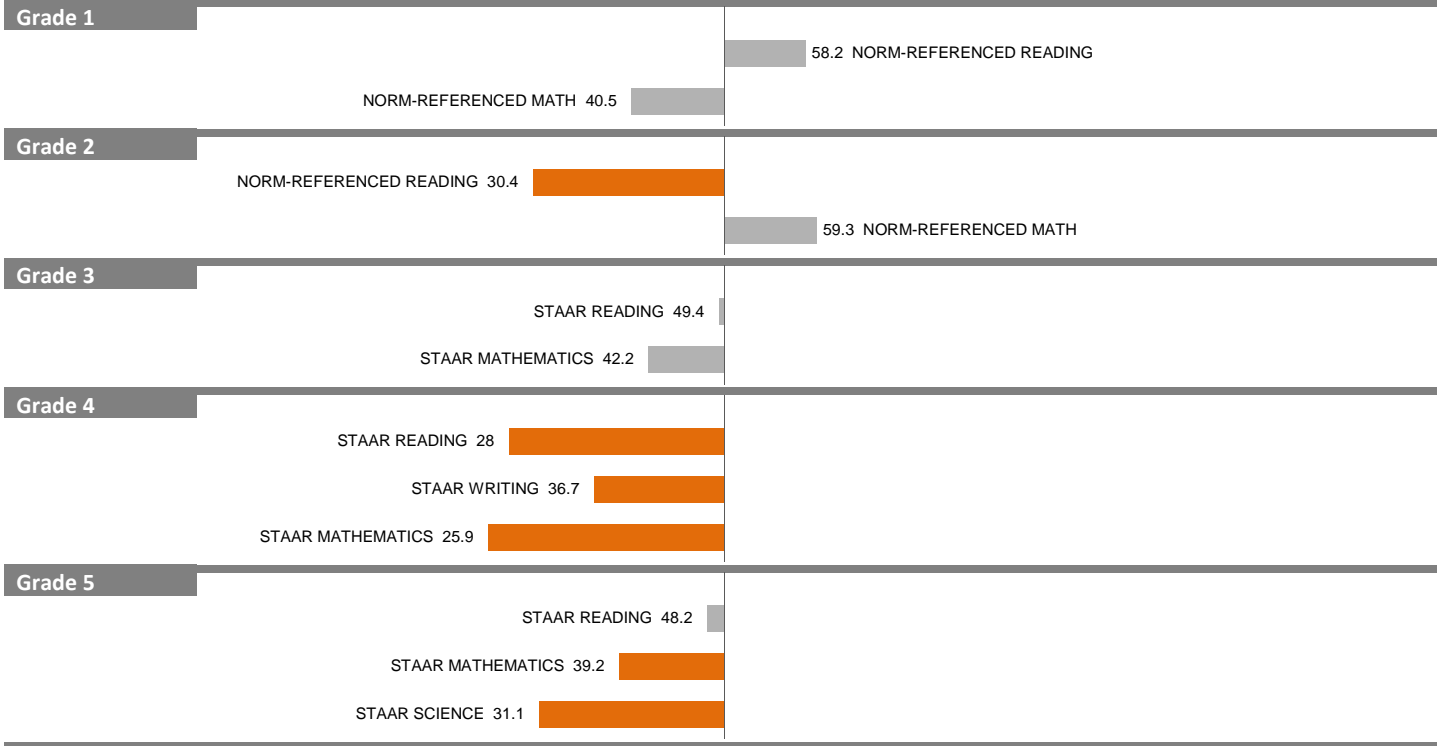
NOTES: "Overall SEI" has an average of 50 and standard deviation of 5; the range for an "average" overall SEI is 45 to 55. Component SEIs (i.e., "Grade 5 STAAR READING" or "PSAT WRITING") each have an average of 50 and standard deviation of 10. The range for an "average" component SEI is 40 to 60. Component SEIs are computed only if at least eight students are included.

2011-12 School Effectiveness Index (SEI) Analysis

124—GEORGE W. CARVER CREATIVE ARTS LEARNING CENTER

Overall SEI: 39.9

2012-13 DIVISION 3



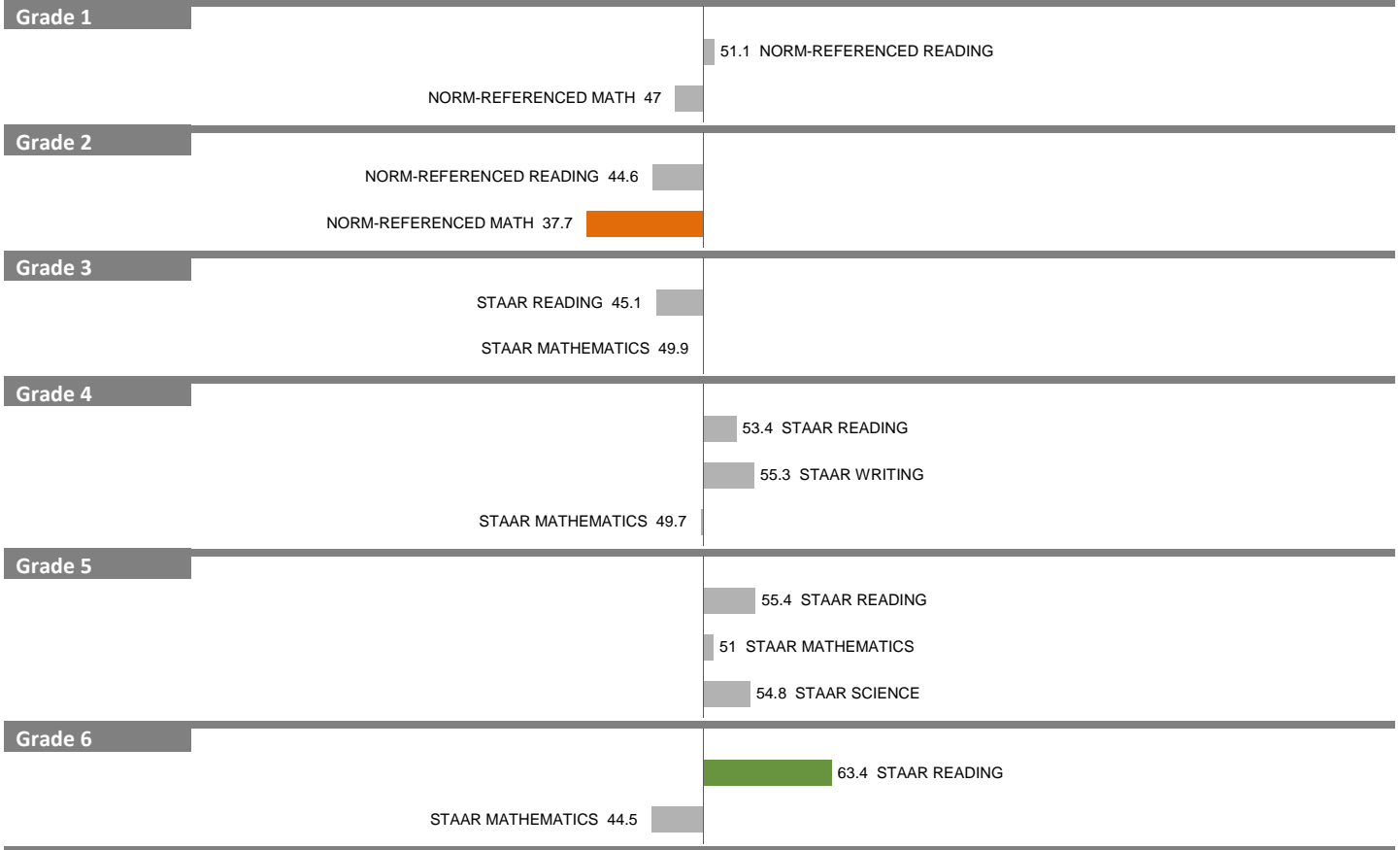
NOTES: "Overall SEI" has an average of 50 and standard deviation of 5; the range for an "average" overall SEI is 45 to 55. Component SEIs (i.e., "Grade 5 STAAR READING" or "PSAT WRITING") each have an average of 50 and standard deviation of 10. The range for an "average" component SEI is 40 to 60. Component SEIs are computed only if at least eight students are included.

2011-12 School Effectiveness Index (SEI) Analysis

130—LEILA P. COWART

Overall SEI: 49.6

2012-13 DIVISION 3



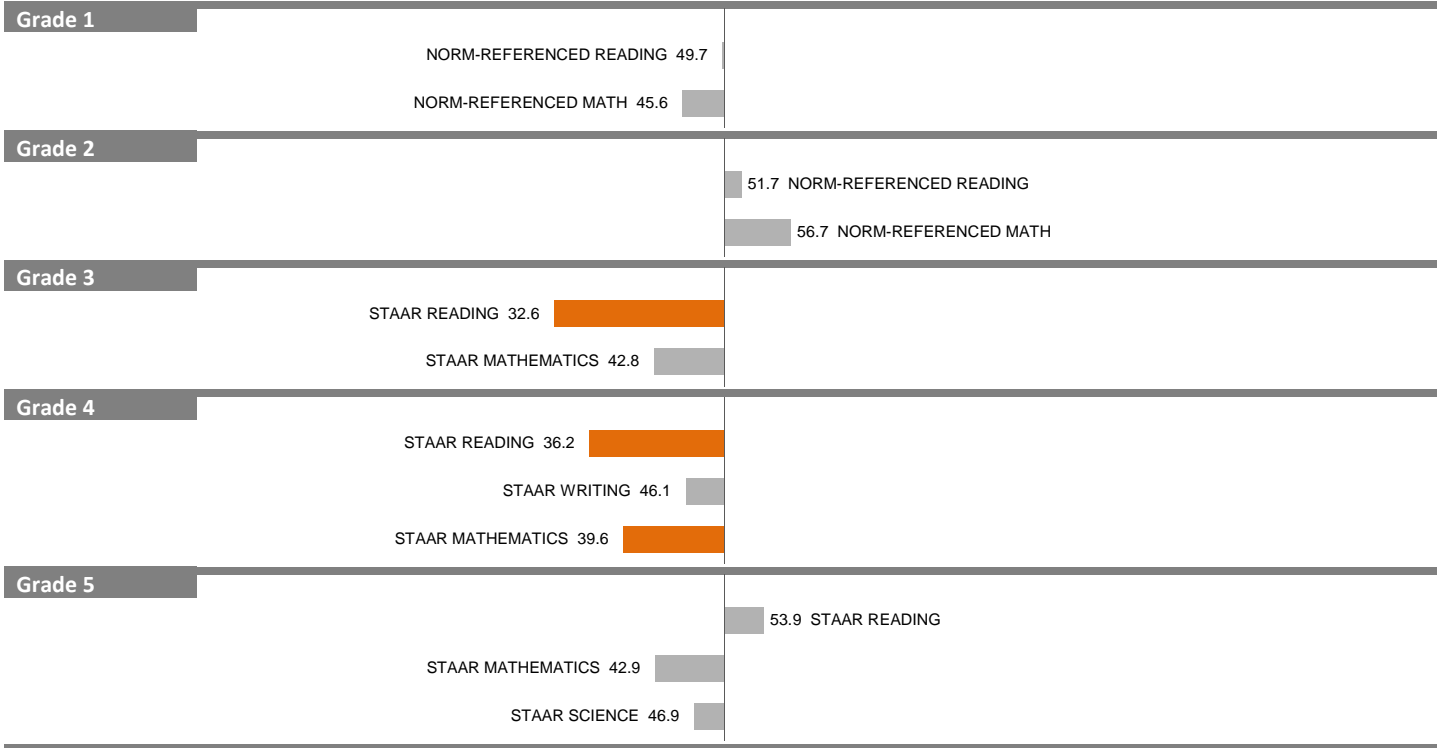
NOTES: "Overall SEI" has an average of 50 and standard deviation of 5; the range for an "average" overall SEI is 45 to 55. Component SEIs (i.e., "Grade 5 STAAR READING" or "PSAT WRITING") each have an average of 50 and standard deviation of 10. The range for an "average" component SEI is 40 to 60. Component SEIs are computed only if at least eight students are included.

2011-12 School Effectiveness Index (SEI) Analysis

131-IGNACIO ZARAGOZA

Overall SEI: 44.7

2012-13 DIVISION 3



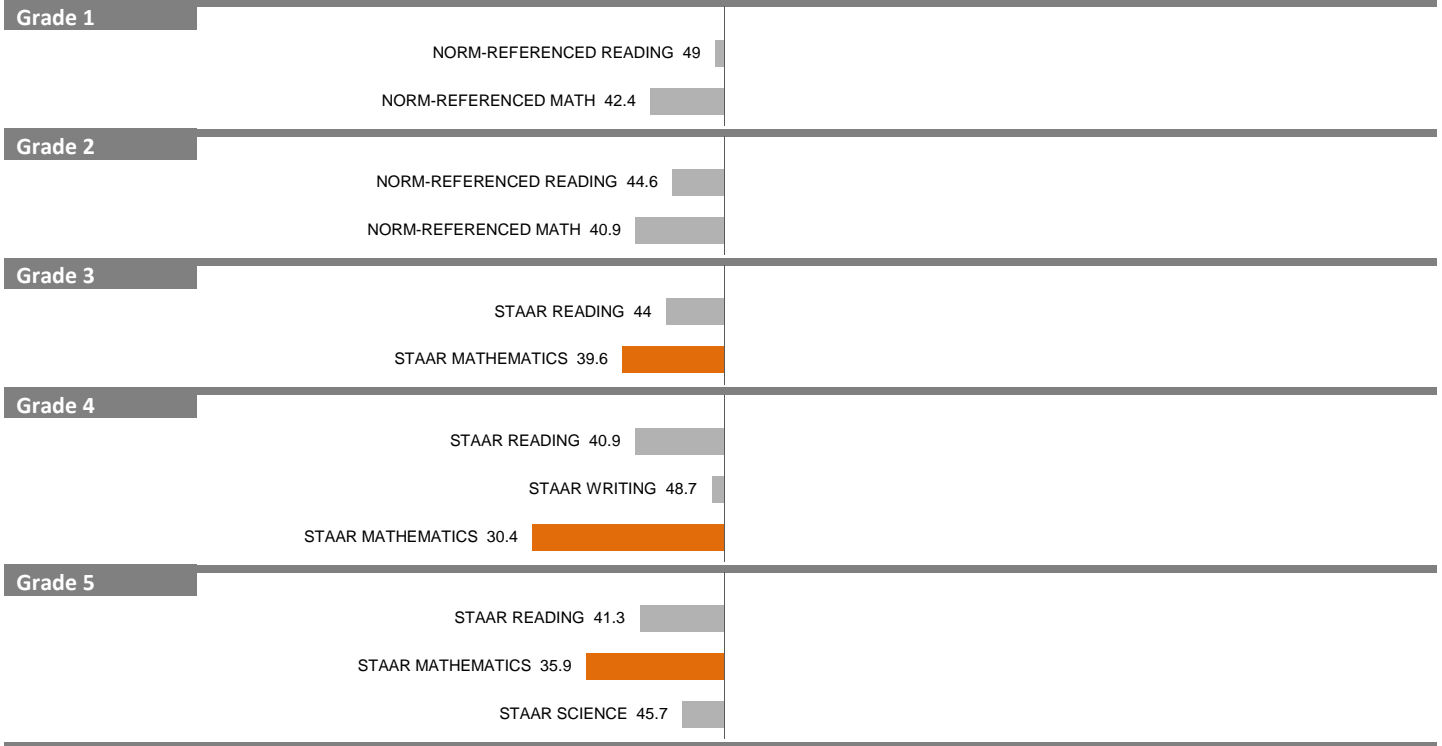
NOTES: "Overall SEI" has an average of 50 and standard deviation of 5; the range for an "average" overall SEI is 45 to 55. Component SEIs (i.e., "Grade 5 STAAR READING" or "PSAT WRITING") each have an average of 50 and standard deviation of 10. The range for an "average" component SEI is 40 to 60. Component SEIs are computed only if at least eight students are included.

2011-12 School Effectiveness Index (SEI) Analysis

140-AMELIA EARHART

Overall SEI: 41.1

2012-13 DIVISION 3



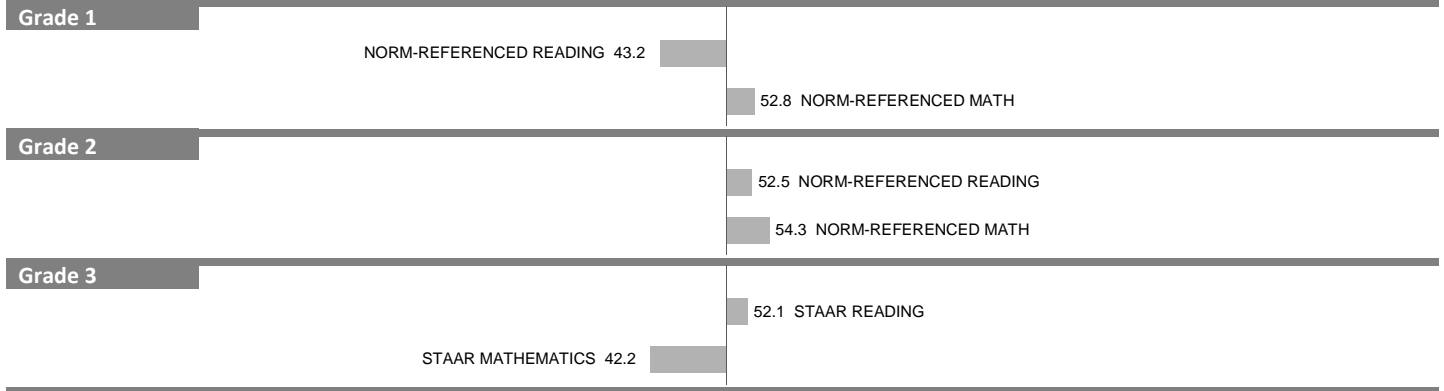
NOTES: "Overall SEI" has an average of 50 and standard deviation of 5; the range for an "average" overall SEI is 45 to 55. Component SEIs (i.e., "Grade 5 STAAR READING" or "PSAT WRITING") each have an average of 50 and standard deviation of 10. The range for an "average" component SEI is 40 to 60. Component SEIs are computed only if at least eight students are included.

2011-12 School Effectiveness Index (SEI) Analysis

143—JAMES W. FANNIN

Overall SEI: 48.9

2012-13 DIVISION 3 (CLOSED)



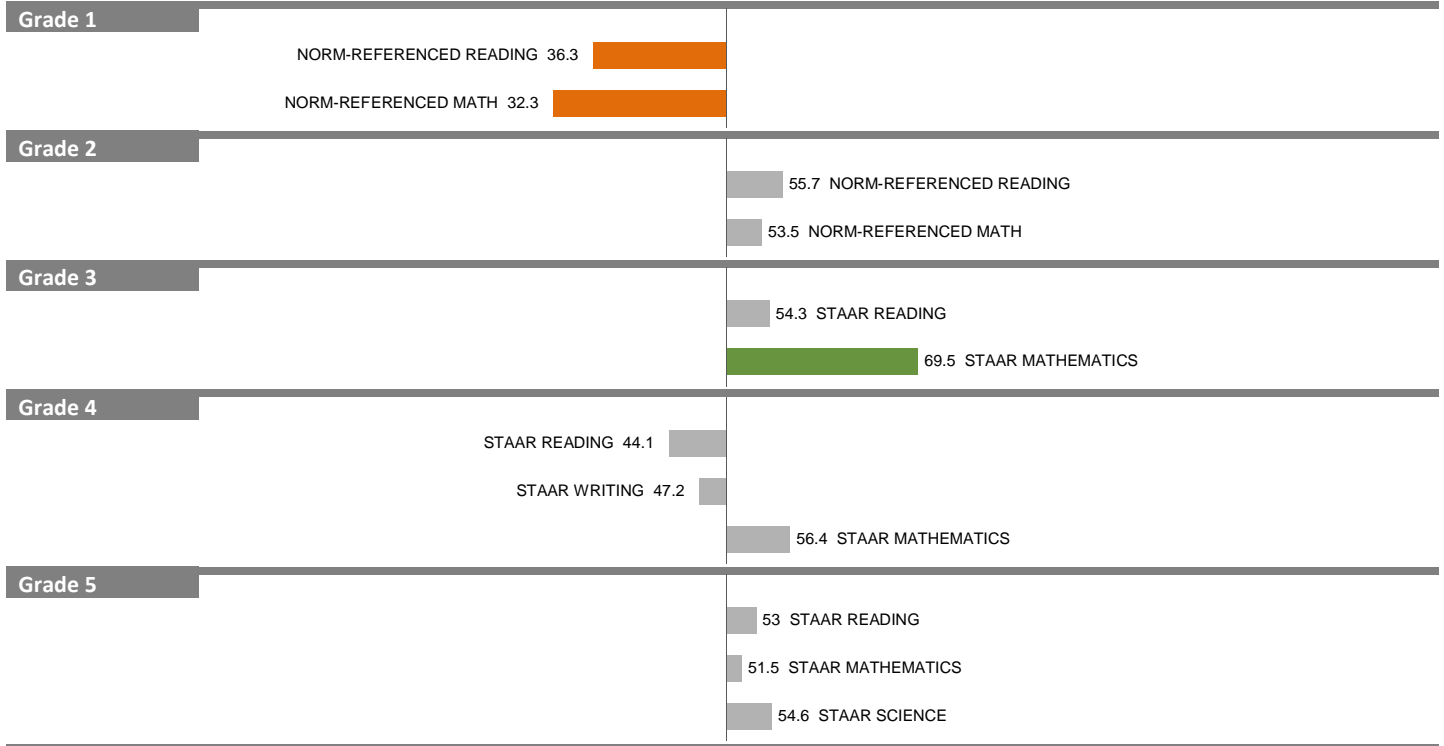
NOTES: "Overall SEI" has an average of 50 and standard deviation of 5; the range for an "average" overall SEI is 45 to 55. Component SEIs (i.e., "Grade 5 STAAR READING" or "PSAT WRITING") each have an average of 50 and standard deviation of 10. The range for an "average" component SEI is 40 to 60. Component SEIs are computed only if at least eight students are included.

2011-12 School Effectiveness Index (SEI) Analysis

160-SAM HOUSTON

Overall SEI: 50.1

2012-13 DIVISION 3



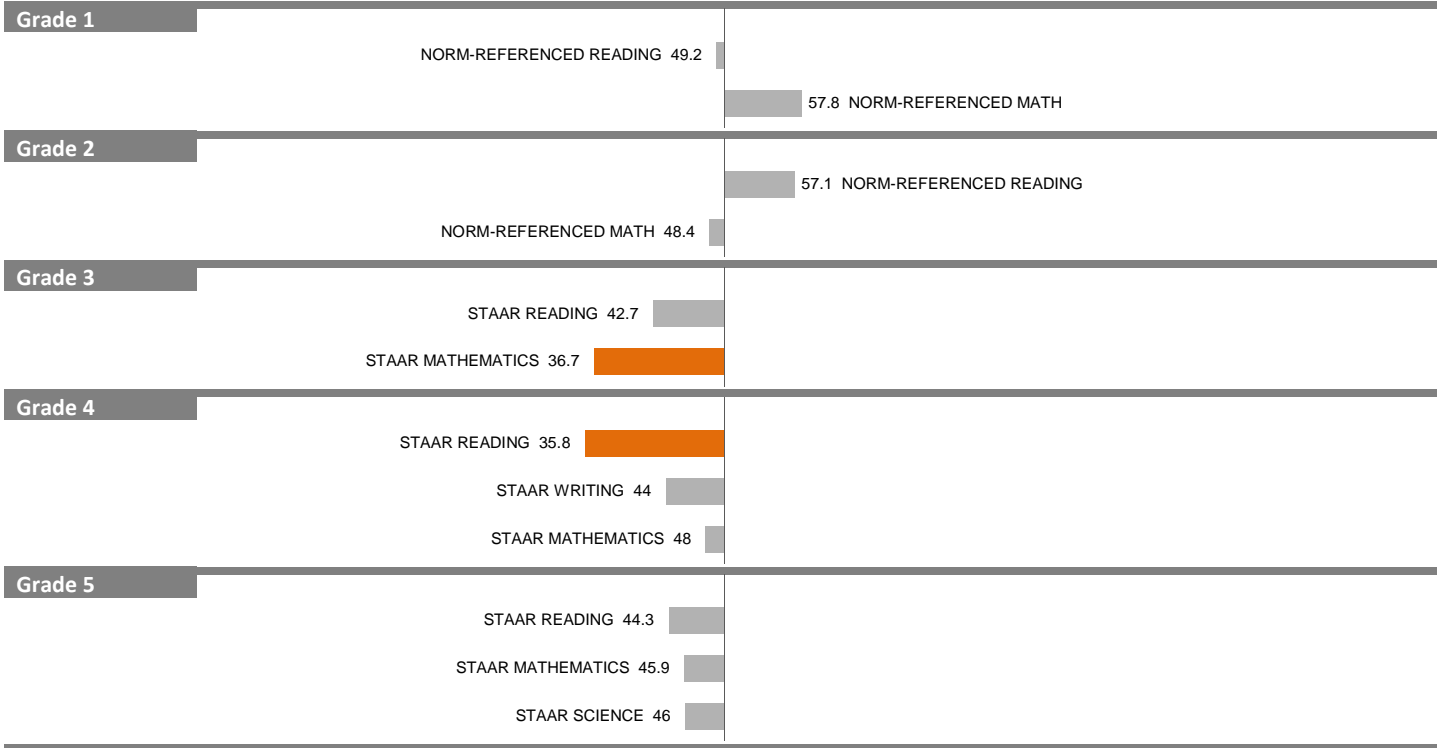
NOTES: "Overall SEI" has an average of 50 and standard deviation of 5; the range for an "average" overall SEI is 45 to 55. Component SEIs (i.e., "Grade 5 STAAR READING" or "PSAT WRITING") each have an average of 50 and standard deviation of 10. The range for an "average" component SEI is 40 to 60. Component SEIs are computed only if at least eight students are included.

2011-12 School Effectiveness Index (SEI) Analysis

169--ARTHUR KRAMER

Overall SEI: 45.6

2012-13 DIVISION 3



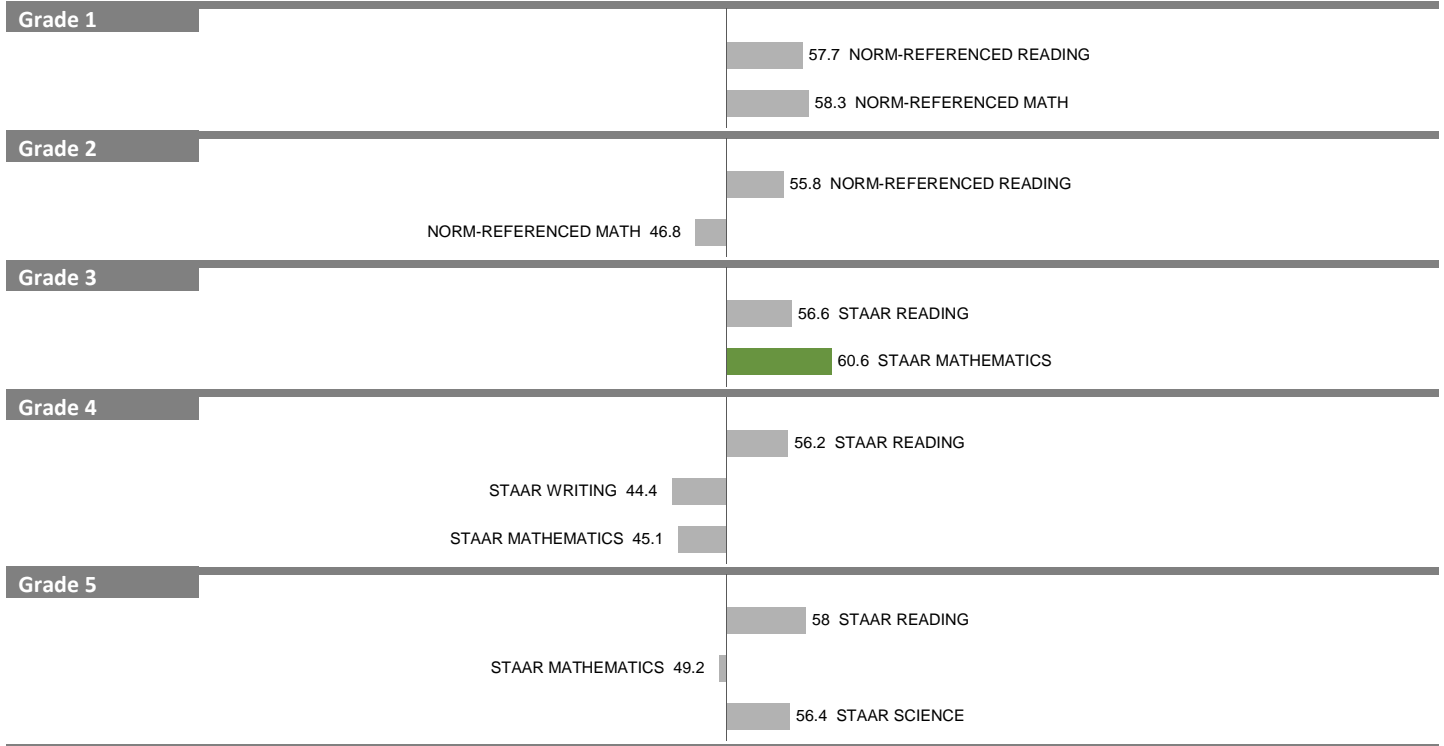
NOTES: "Overall SEI" has an average of 50 and standard deviation of 5; the range for an "average" overall SEI is 45 to 55. Component SEIs (i.e., "Grade 5 STAAR READING" or "PSAT WRITING") each have an average of 50 and standard deviation of 10. The range for an "average" component SEI is 40 to 60. Component SEIs are computed only if at least eight students are included.

2011-12 School Effectiveness Index (SEI) Analysis

173--SIDNEY LANIER

Overall SEI: 53.3

2012-13 DIVISION 3

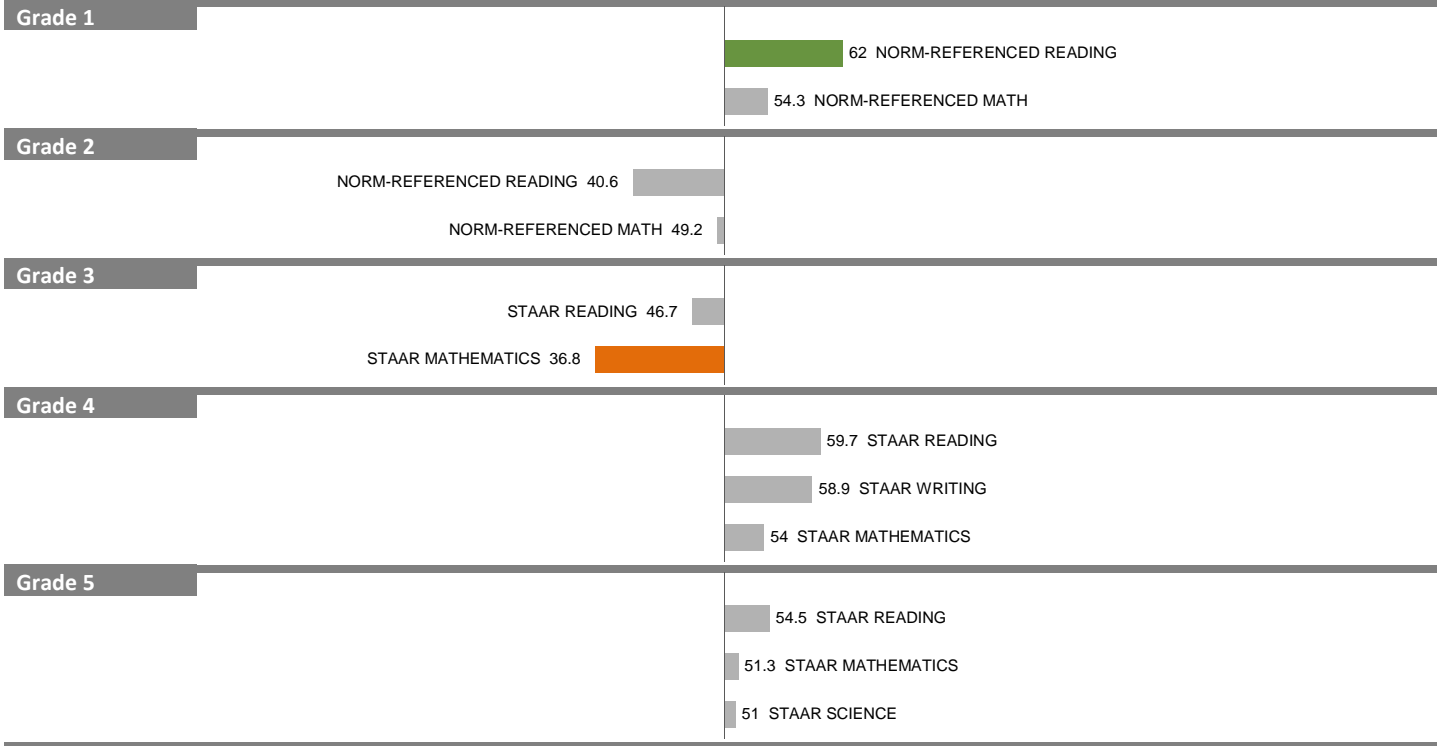


NOTES: "Overall SEI" has an average of 50 and standard deviation of 5; the range for an "average" overall SEI is 45 to 55. Component SEIs (i.e., "Grade 5 STAAR READING" or "PSAT WRITING") each have an average of 50 and standard deviation of 10. The range for an "average" component SEI is 40 to 60. Component SEIs are computed only if at least eight students are included.

2011-12 School Effectiveness Index (SEI) Analysis

181-MAPLE LAWN
2012-13 DIVISION 3

Overall SEI: 51.1

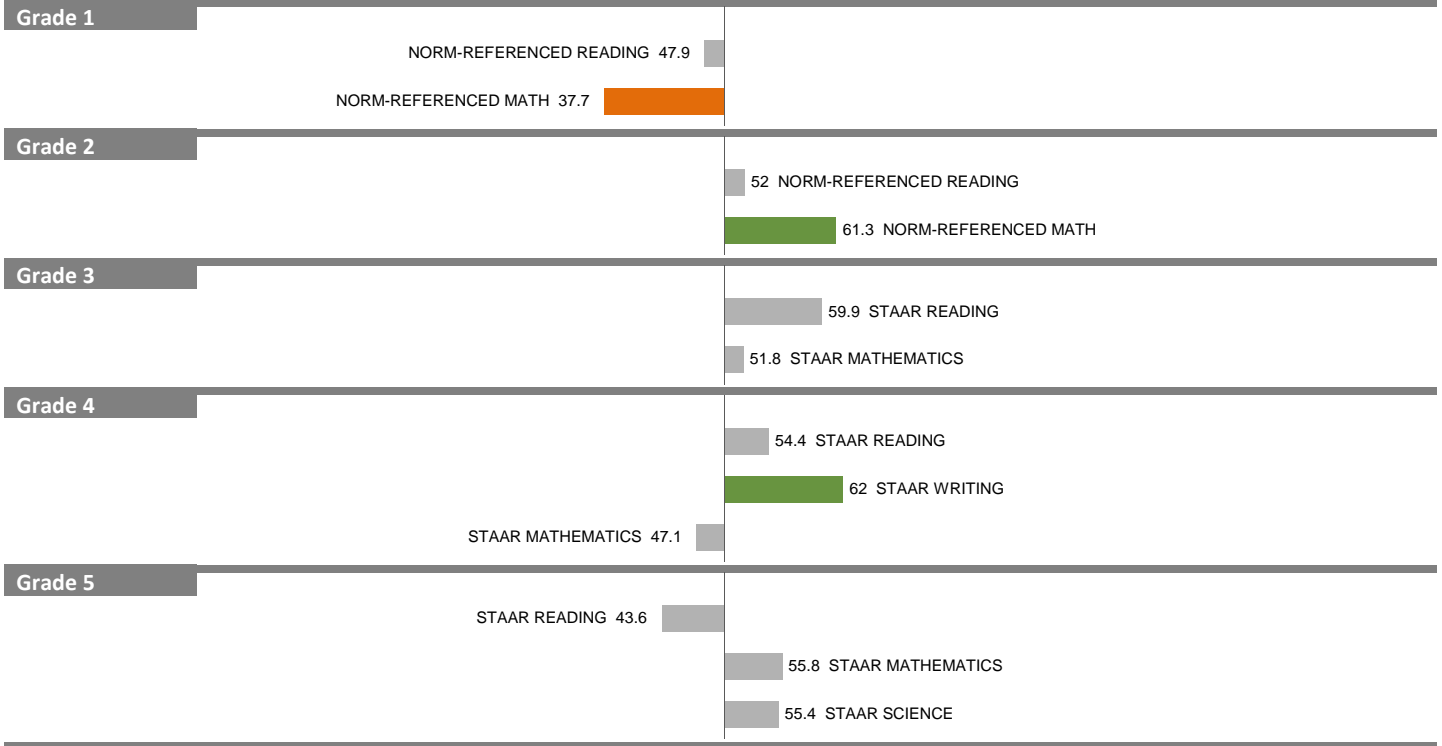


NOTES: "Overall SEI" has an average of 50 and standard deviation of 5; the range for an "average" overall SEI is 45 to 55. Component SEIs (i.e., "Grade 5 STAAR READING" or "PSAT WRITING") each have an average of 50 and standard deviation of 10. The range for an "average" component SEI is 40 to 60. Component SEIs are computed only if at least eight students are included.

2011-12 School Effectiveness Index (SEI) Analysis

184-BEN MILAM
2012-13 DIVISION 3

Overall SEI: 51.9



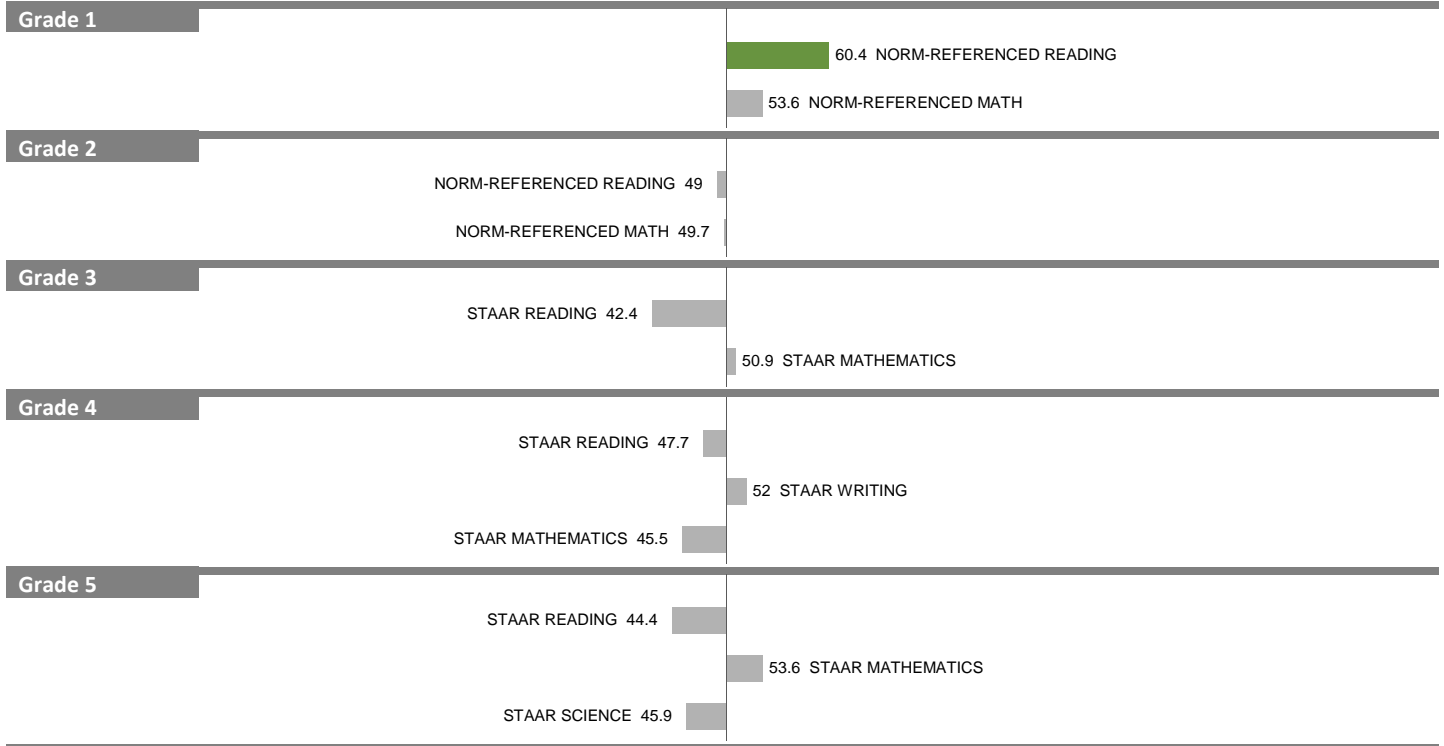
NOTES: "Overall SEI" has an average of 50 and standard deviation of 5; the range for an "average" overall SEI is 45 to 55. Component SEIs (i.e., "Grade 5 STAAR READING" or "PSAT WRITING") each have an average of 50 and standard deviation of 10. The range for an "average" component SEI is 40 to 60. Component SEIs are computed only if at least eight students are included.

2011-12 School Effectiveness Index (SEI) Analysis

193-JOHN J. PERSHING

Overall SEI: 49.0

2012-13 DIVISION 3



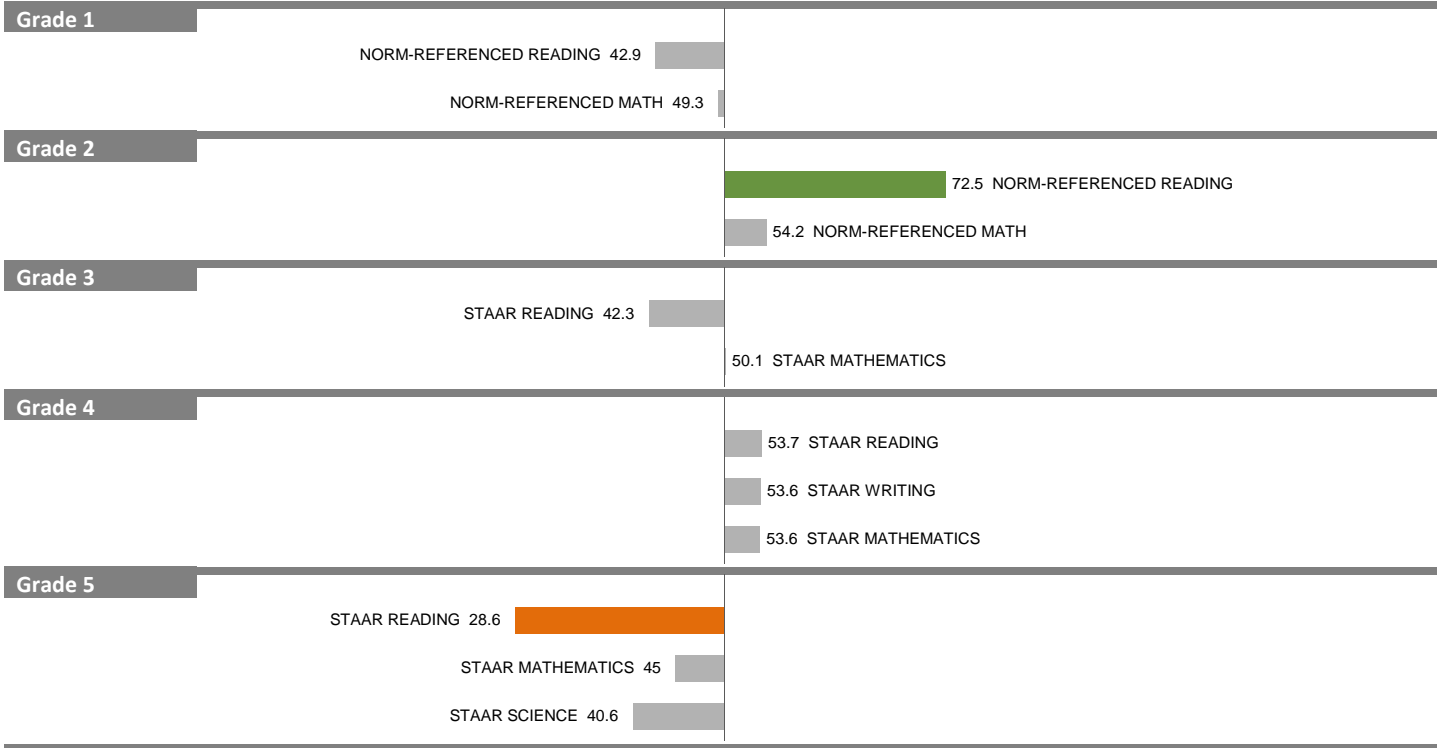
NOTES: "Overall SEI" has an average of 50 and standard deviation of 5; the range for an "average" overall SEI is 45 to 55. Component SEIs (i.e., "Grade 5 STAAR READING" or "PSAT WRITING") each have an average of 50 and standard deviation of 10. The range for an "average" component SEI is 40 to 60. Component SEIs are computed only if at least eight students are included.

2011-12 School Effectiveness Index (SEI) Analysis

195-PRESTON HOLLOW

Overall SEI: 48.3

2012-13 DIVISION 3

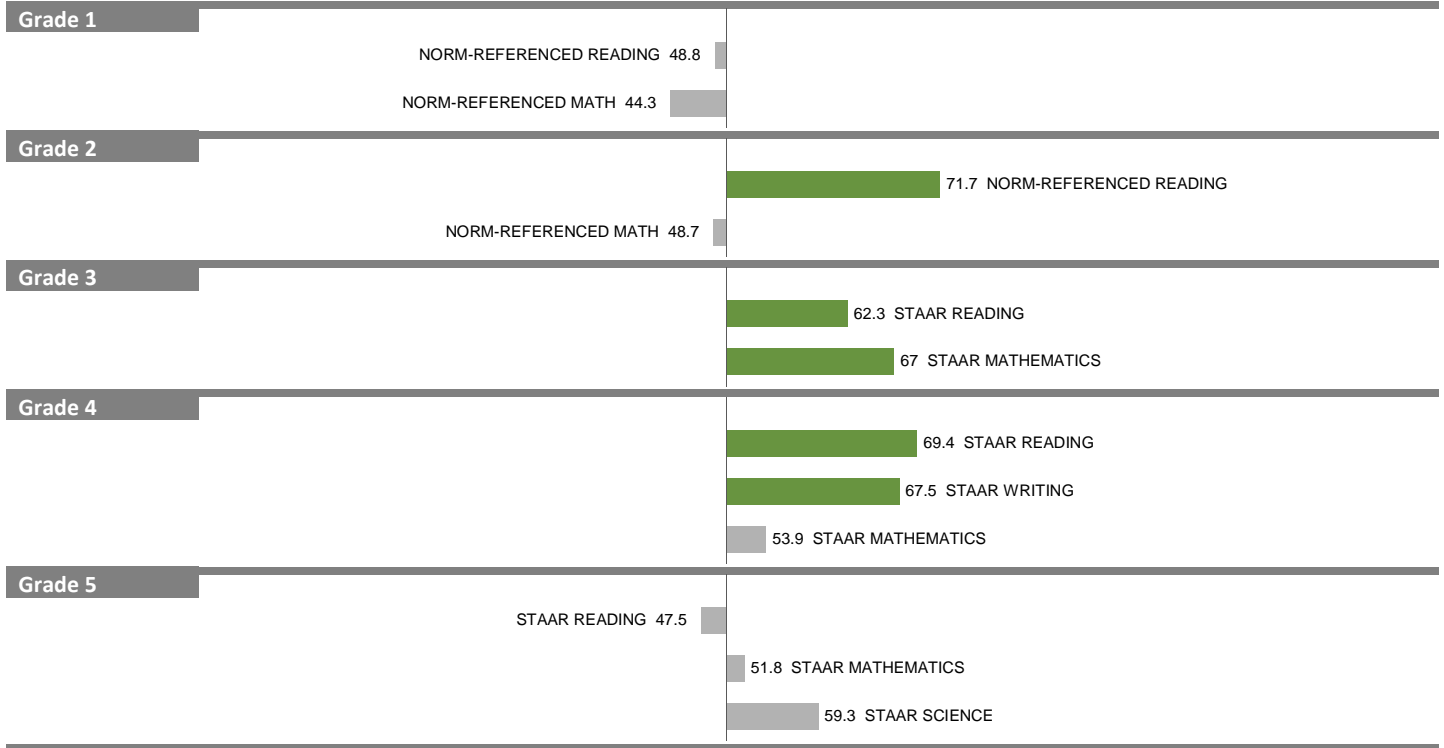


NOTES: "Overall SEI" has an average of 50 and standard deviation of 5; the range for an "average" overall SEI is 45 to 55. Component SEIs (i.e., "Grade 5 STAAR READING" or "PSAT WRITING") each have an average of 50 and standard deviation of 10. The range for an "average" component SEI is 40 to 60. Component SEIs are computed only if at least eight students are included.

2011-12 School Effectiveness Index (SEI) Analysis

196-J. W. RAY
2012-13 DIVISION 3

Overall SEI: 57.3



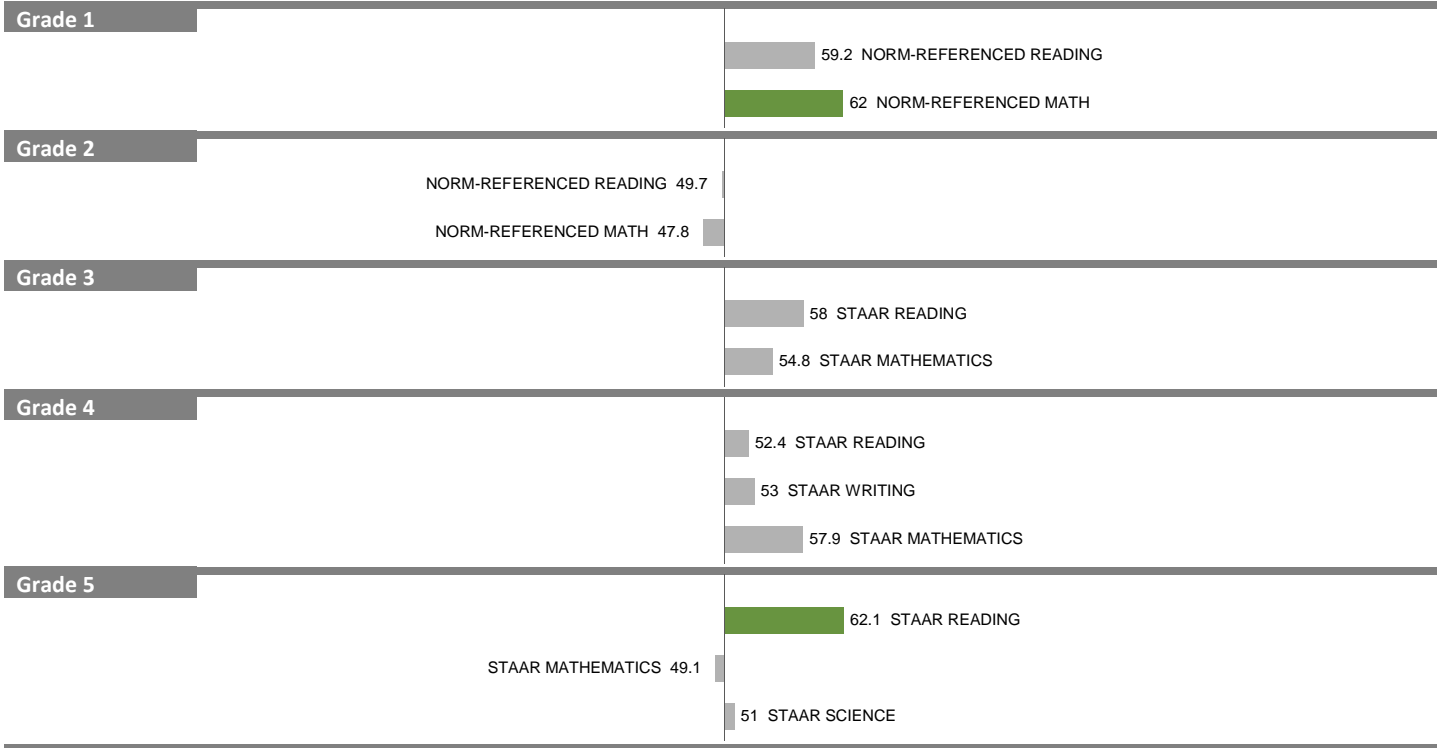
NOTES: "Overall SEI" has an average of 50 and standard deviation of 5; the range for an "average" overall SEI is 45 to 55. Component SEIs (i.e., "Grade 5 STAAR READING" or "PSAT WRITING") each have an average of 50 and standard deviation of 10. The range for an "average" component SEI is 40 to 60. Component SEIs are computed only if at least eight students are included.

2011-12 School Effectiveness Index (SEI) Analysis

203–DAN D. ROGERS

Overall SEI: 54.3

2012-13 DIVISION 3




NOTES: "Overall SEI" has an average of 50 and standard deviation of 5; the range for an "average" overall SEI is 45 to 55. Component SEIs (i.e., "Grade 5 STAAR READING" or "PSAT WRITING") each have an average of 50 and standard deviation of 10. The range for an "average" component SEI is 40 to 60. Component SEIs are computed only if at least eight students are included.

2011-12 School Effectiveness Index (SEI) Analysis

211--STEVENS PARK

Overall SEI: 41.1

2012-13 DIVISION 3



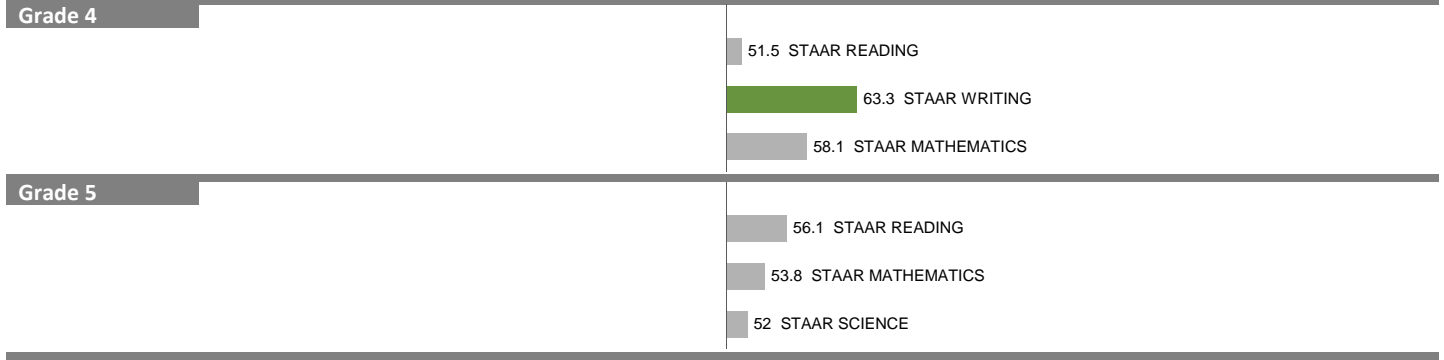
NOTES: "Overall SEI" has an average of 50 and standard deviation of 5; the range for an "average" overall SEI is 45 to 55. Component SEIs (i.e., "Grade 5 STAAR READING" or "PSAT WRITING") each have an average of 50 and standard deviation of 10. The range for an "average" component SEI is 40 to 60. Component SEIs are computed only if at least eight students are included.

2011-12 School Effectiveness Index (SEI) Analysis

217–WILLIAM B. TRAVIS VANGUARD

Overall SEI: 55.4

2012-13 DIVISION 3 (MAGNETS)



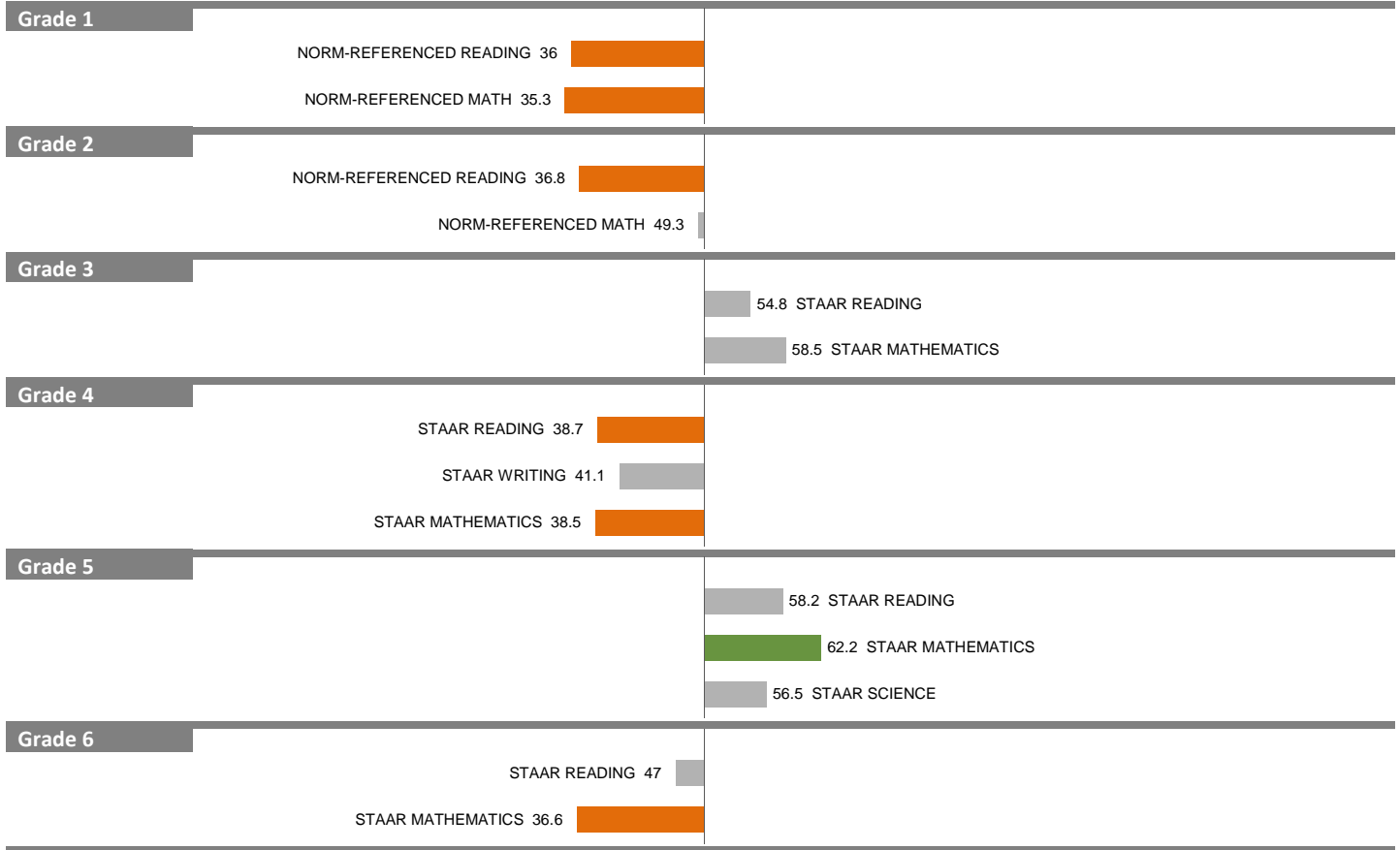
NOTES: "Overall SEI" has an average of 50 and standard deviation of 5; the range for an "average" overall SEI is 45 to 55. Component SEIs (i.e., "Grade 5 STAAR READING" or "PSAT WRITING") each have an average of 50 and standard deviation of 10. The range for an "average" component SEI is 40 to 60. Component SEIs are computed only if at least eight students are included.

2011-12 School Effectiveness Index (SEI) Analysis

236–NANCY JANE COCHRAN

Overall SEI: 45.7

2012-13 DIVISION 3



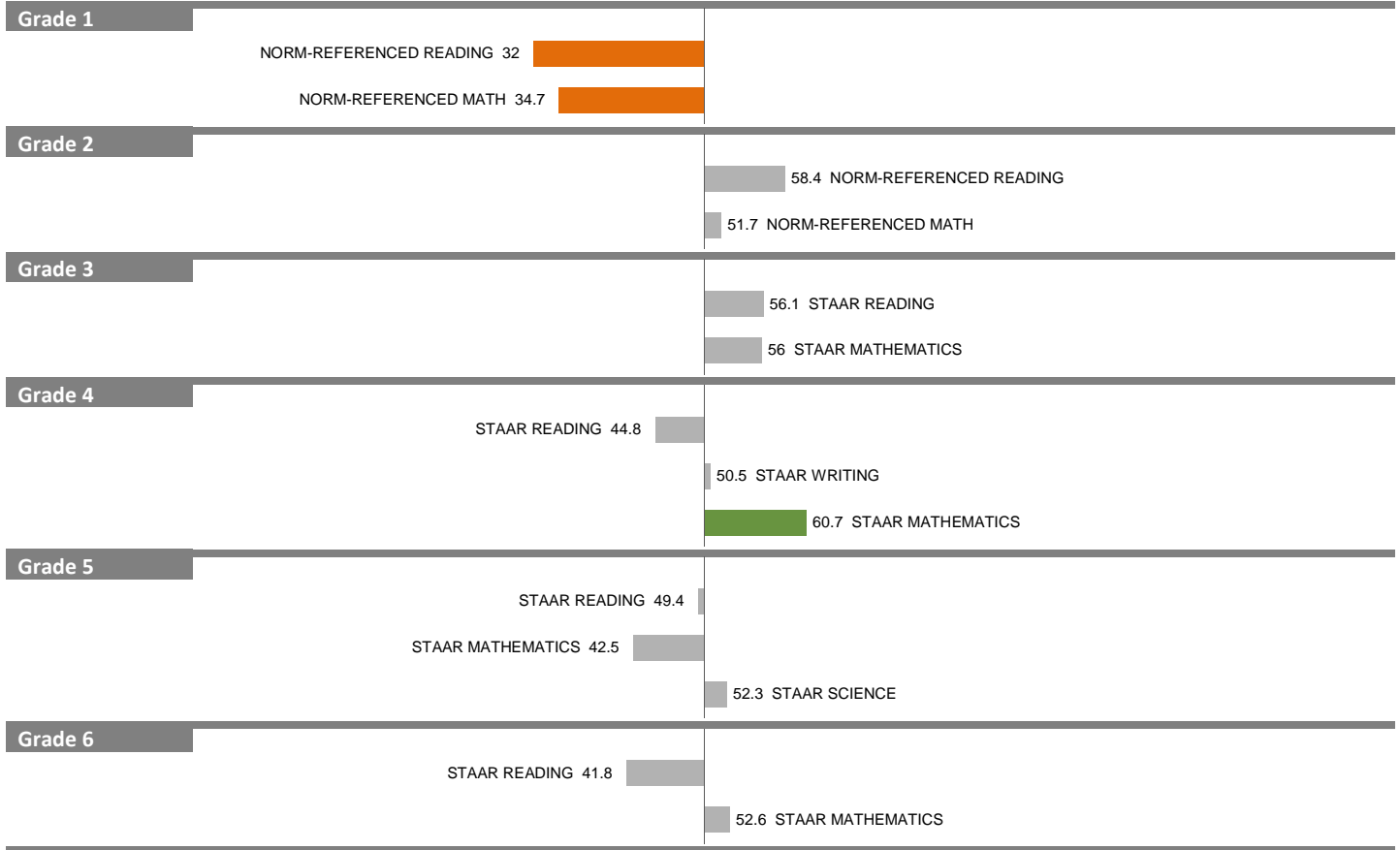
NOTES: "Overall SEI" has an average of 50 and standard deviation of 5; the range for an "average" overall SEI is 45 to 55. Component SEIs (i.e., "Grade 5 STAAR READING" or "PSAT WRITING") each have an average of 50 and standard deviation of 10. The range for an "average" component SEI is 40 to 60. Component SEIs are computed only if at least eight students are included.

2011-12 School Effectiveness Index (SEI) Analysis

239-ARTURO SALAZAR

Overall SEI: 48.2

2012-13 DIVISION 3




NOTES: "Overall SEI" has an average of 50 and standard deviation of 5; the range for an "average" overall SEI is 45 to 55. Component SEIs (i.e., "Grade 5 STAAR READING" or "PSAT WRITING") each have an average of 50 and standard deviation of 10. The range for an "average" component SEI is 40 to 60. Component SEIs are computed only if at least eight students are included.

2011-12 School Effectiveness Index (SEI) Analysis

260—LORENZO DEZAVALA

Overall SEI: 50.7

2012-13 DIVISION 3



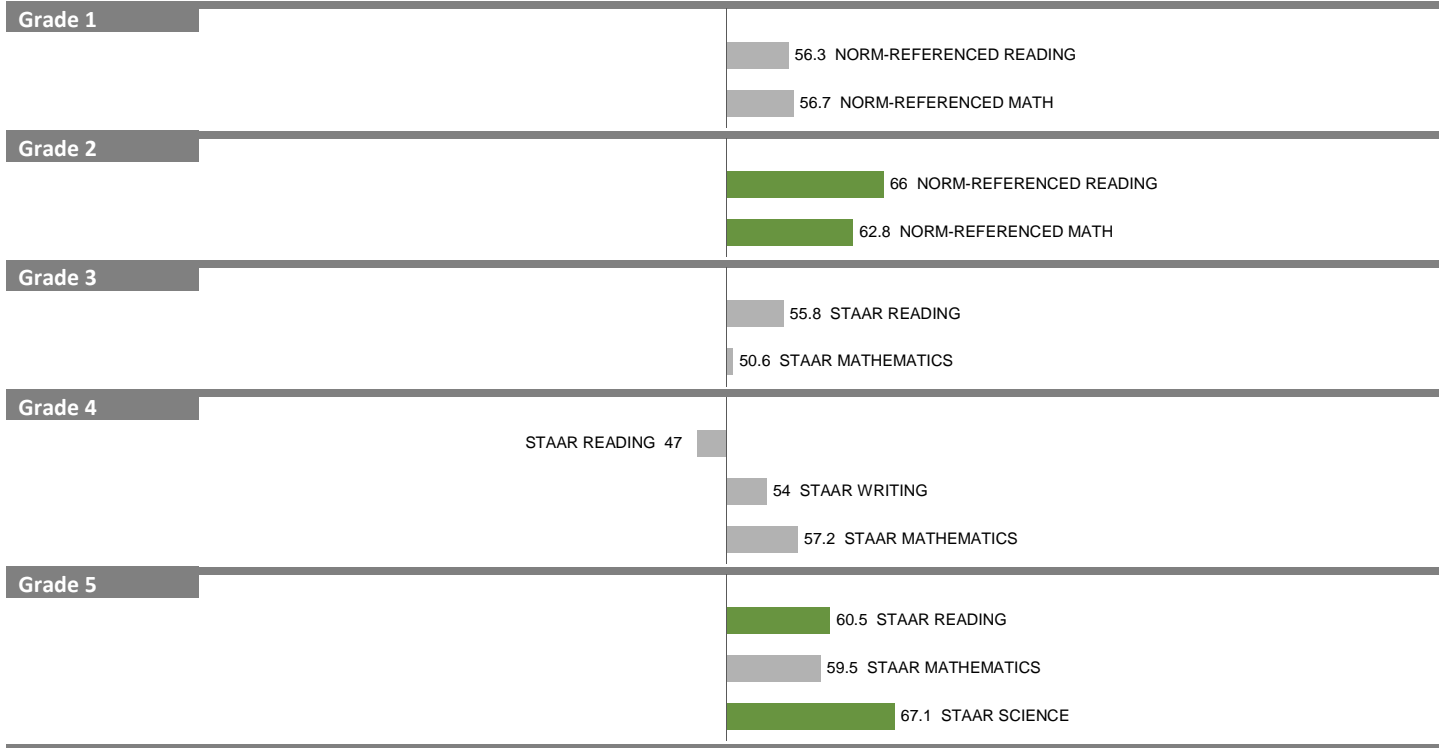
NOTES: "Overall SEI" has an average of 50 and standard deviation of 5; the range for an "average" overall SEI is 45 to 55. Component SEIs (i.e., "Grade 5 STAAR READING" or "PSAT WRITING") each have an average of 50 and standard deviation of 10. The range for an "average" component SEI is 40 to 60. Component SEIs are computed only if at least eight students are included.

2011-12 School Effectiveness Index (SEI) Analysis

265-ELADIO MARTINEZ

Overall SEI: 57.4

2012-13 DIVISION 3




NOTES: "Overall SEI" has an average of 50 and standard deviation of 5; the range for an "average" overall SEI is 45 to 55. Component SEIs (i.e., "Grade 5 STAAR READING" or "PSAT WRITING") each have an average of 50 and standard deviation of 10. The range for an "average" component SEI is 40 to 60. Component SEIs are computed only if at least eight students are included.

2011-12 School Effectiveness Index (SEI) Analysis

268--JOHN F. KENNEDY

Overall SEI: 43.1

2012-13 DIVISION 3



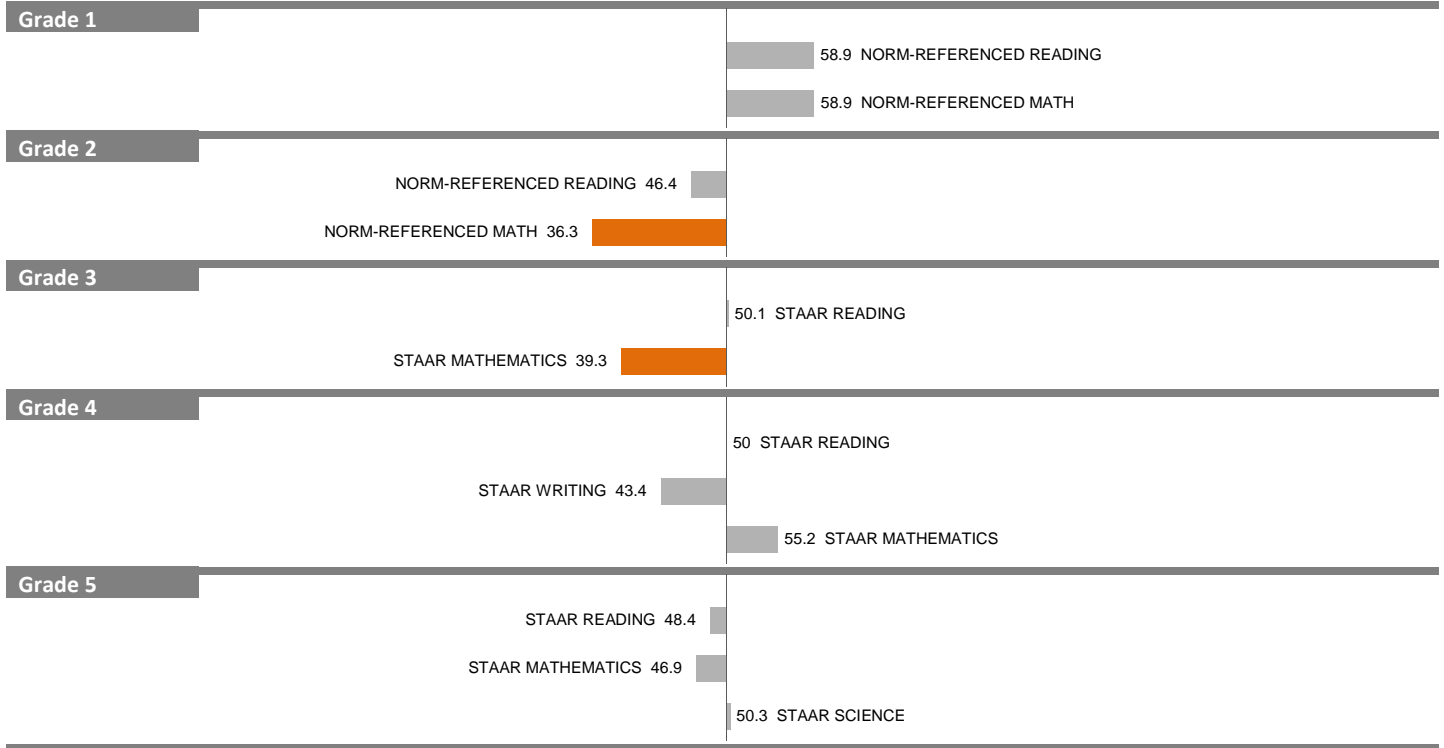
NOTES: "Overall SEI" has an average of 50 and standard deviation of 5; the range for an "average" overall SEI is 45 to 55. Component SEIs (i.e., "Grade 5 STAAR READING" or "PSAT WRITING") each have an average of 50 and standard deviation of 10. The range for an "average" component SEI is 40 to 60. Component SEIs are computed only if at least eight students are included.

2011-12 School Effectiveness Index (SEI) Analysis

269—ONESIMO HERNANDEZ

Overall SEI: 48.0

2012-13 DIVISION 3



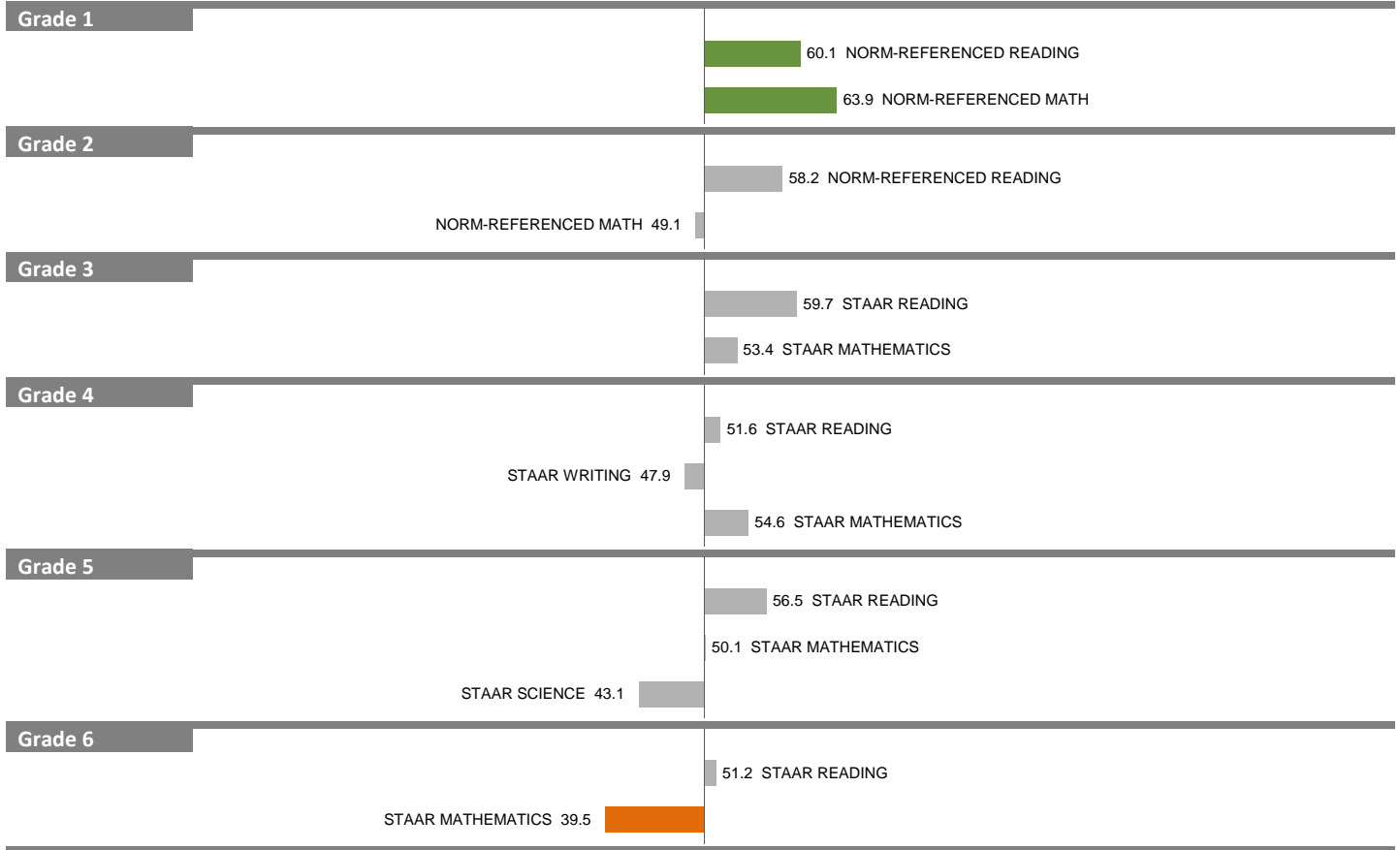
NOTES: "Overall SEI" has an average of 50 and standard deviation of 5; the range for an "average" overall SEI is 45 to 55. Component SEIs (i.e., "Grade 5 STAAR READING" or "PSAT WRITING") each have an average of 50 and standard deviation of 10. The range for an "average" component SEI is 40 to 60. Component SEIs are computed only if at least eight students are included.

2011-12 School Effectiveness Index (SEI) Analysis

274–MARY MCLEOD BETHUNE

Overall SEI: 52.3

2012-13 DIVISION 3

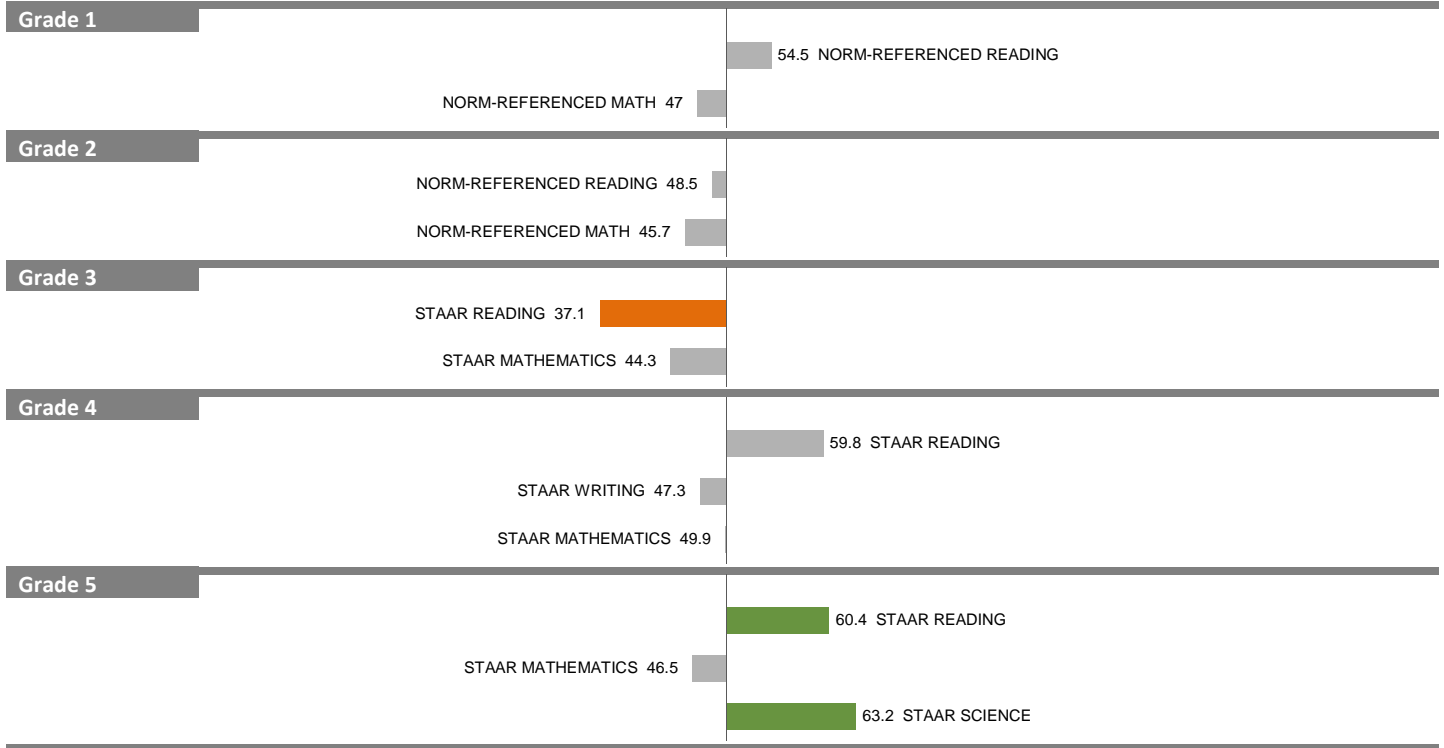


NOTES: "Overall SEI" has an average of 50 and standard deviation of 5; the range for an "average" overall SEI is 45 to 55. Component SEIs (i.e., "Grade 5 STAAR READING" or "PSAT WRITING") each have an average of 50 and standard deviation of 10. The range for an "average" component SEI is 40 to 60. Component SEIs are computed only if at least eight students are included.

2011-12 School Effectiveness Index (SEI) Analysis

280-ANNE FRANK
2012-13 DIVISION 3

Overall SEI: 49.8



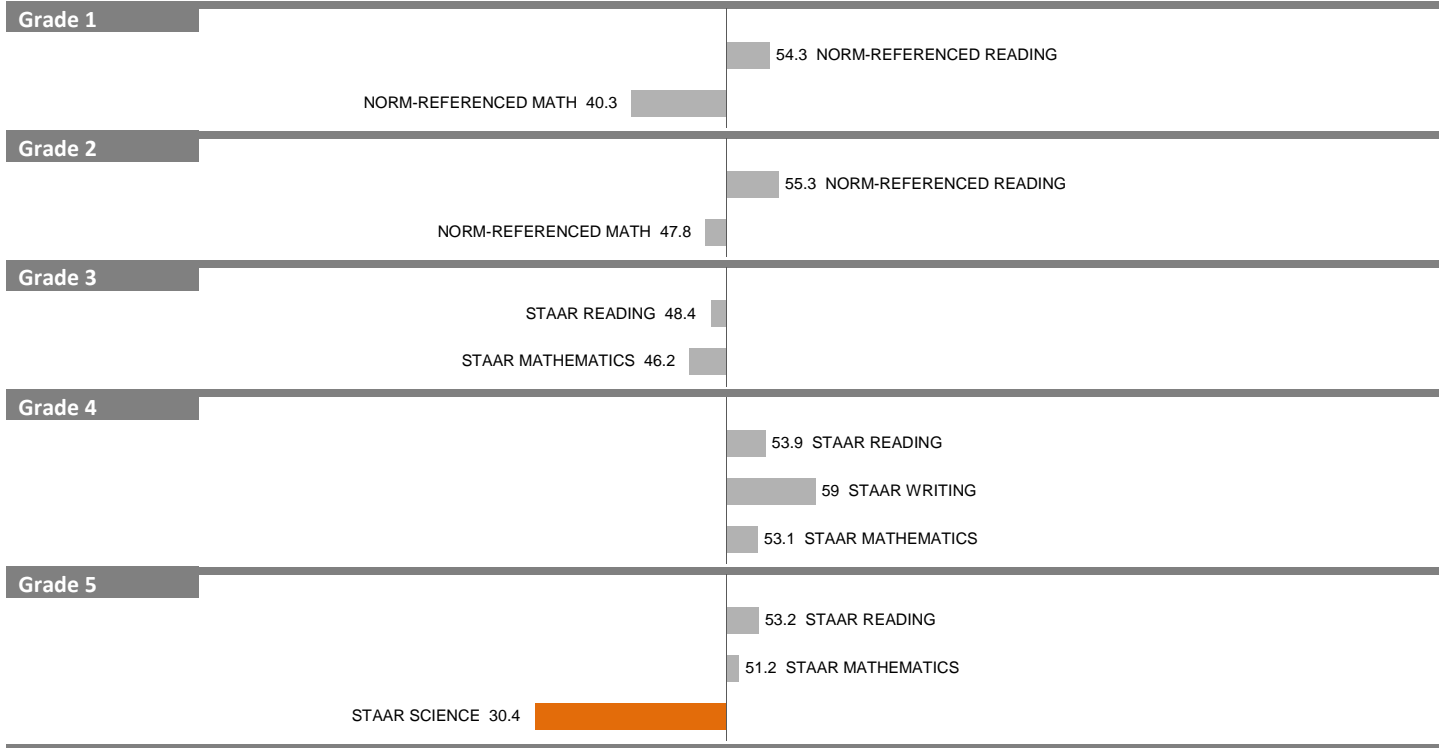
NOTES: "Overall SEI" has an average of 50 and standard deviation of 5; the range for an "average" overall SEI is 45 to 55. Component SEIs (i.e., "Grade 5 STAAR READING" or "PSAT WRITING") each have an average of 50 and standard deviation of 10. The range for an "average" component SEI is 40 to 60. Component SEIs are computed only if at least eight students are included.

2011-12 School Effectiveness Index (SEI) Analysis

281-CESAR CHAVEZ

Overall SEI: 48.8

2012-13 DIVISION 3



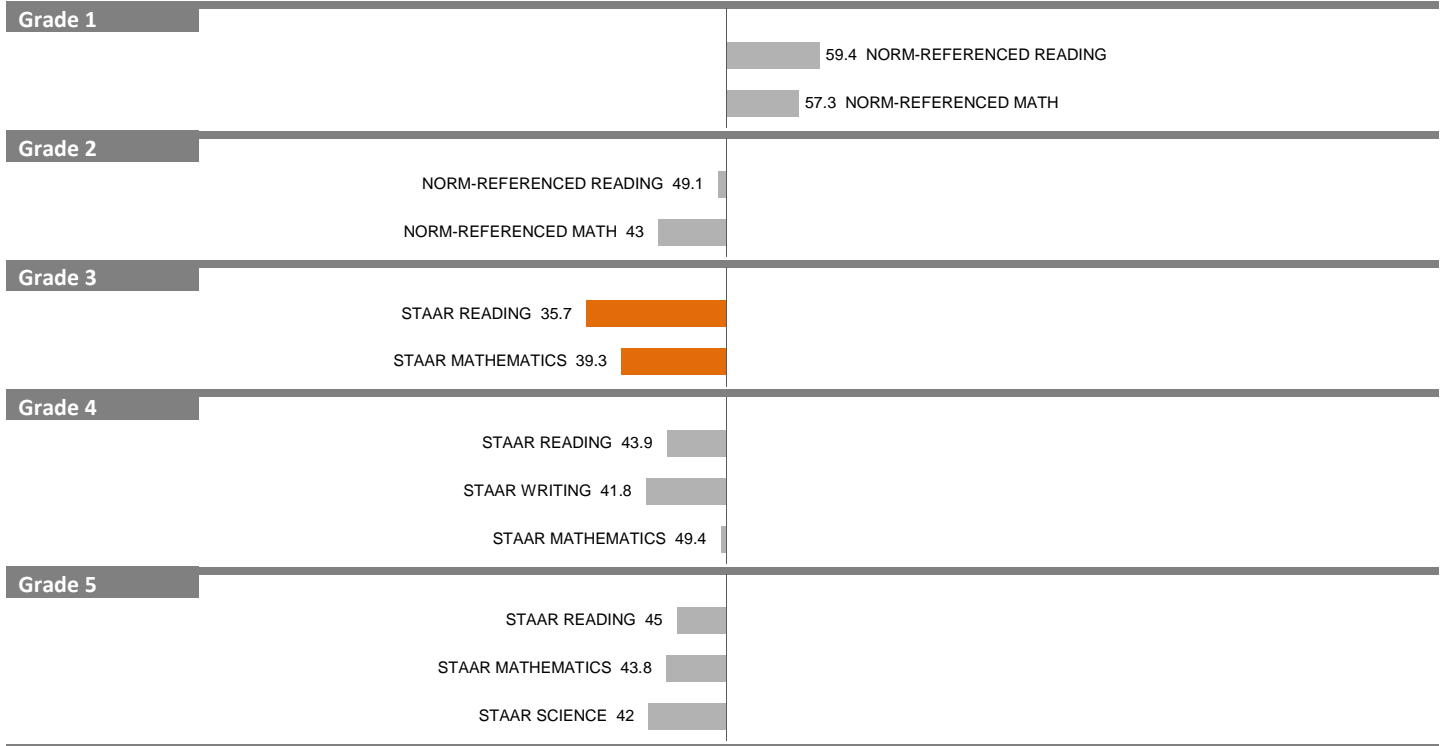
NOTES: "Overall SEI" has an average of 50 and standard deviation of 5; the range for an "average" overall SEI is 45 to 55. Component SEIs (i.e., "Grade 5 STAAR READING" or "PSAT WRITING") each have an average of 50 and standard deviation of 10. The range for an "average" component SEI is 40 to 60. Component SEIs are computed only if at least eight students are included.

2011-12 School Effectiveness Index (SEI) Analysis

283-ESPERANZA MEDRANO

Overall SEI: 45.1

2012-13 DIVISION 3



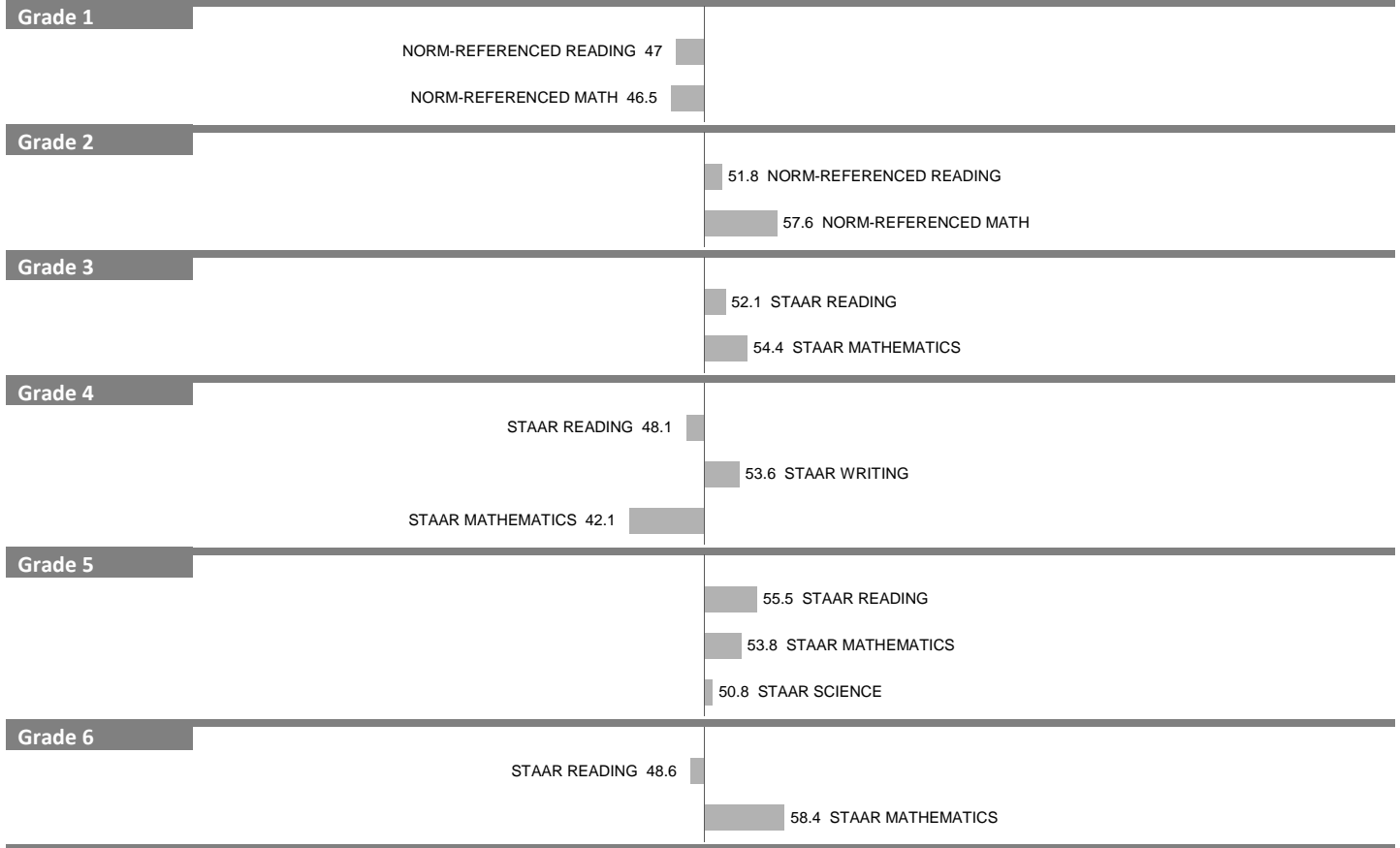
NOTES: "Overall SEI" has an average of 50 and standard deviation of 5; the range for an "average" overall SEI is 45 to 55. Component SEIs (i.e., "Grade 5 STAAR READING" or "PSAT WRITING") each have an average of 50 and standard deviation of 10. The range for an "average" component SEI is 40 to 60. Component SEIs are computed only if at least eight students are included.

2011-12 School Effectiveness Index (SEI) Analysis

287–CELESTINO MAURICIO SOTO

Overall SEI: 50.9

2012-13 DIVISION 3



NOTES: "Overall SEI" has an average of 50 and standard deviation of 5; the range for an "average" overall SEI is 45 to 55. Component SEIs (i.e., "Grade 5 STAAR READING" or "PSAT WRITING") each have an average of 50 and standard deviation of 10. The range for an "average" component SEI is 40 to 60. Component SEIs are computed only if at least eight students are included.