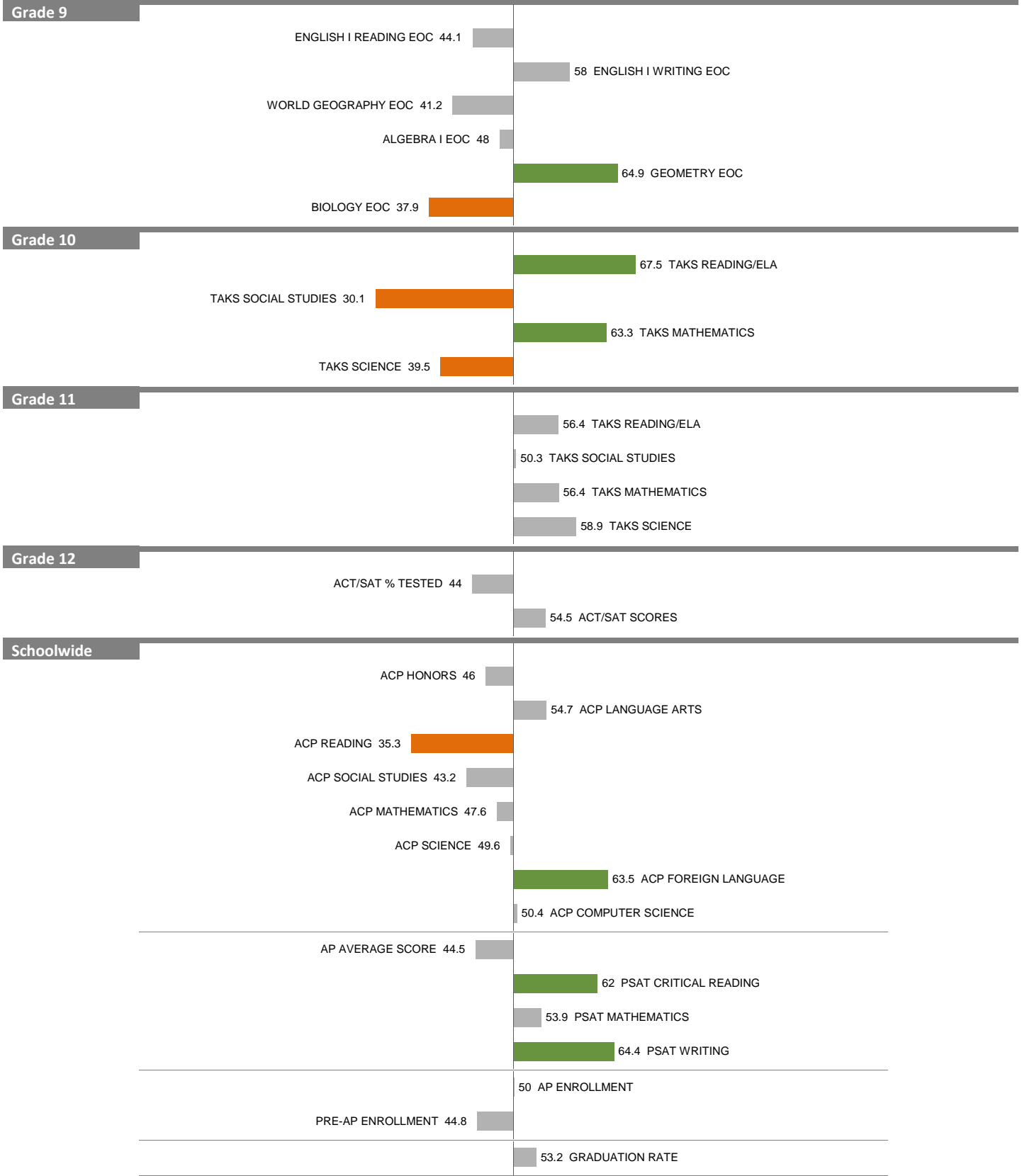


2011-12 School Effectiveness Index (SEI) Analysis

7-THOMAS JEFFERSON

Overall SEI: 49.4

2012-13 DIVISION 1



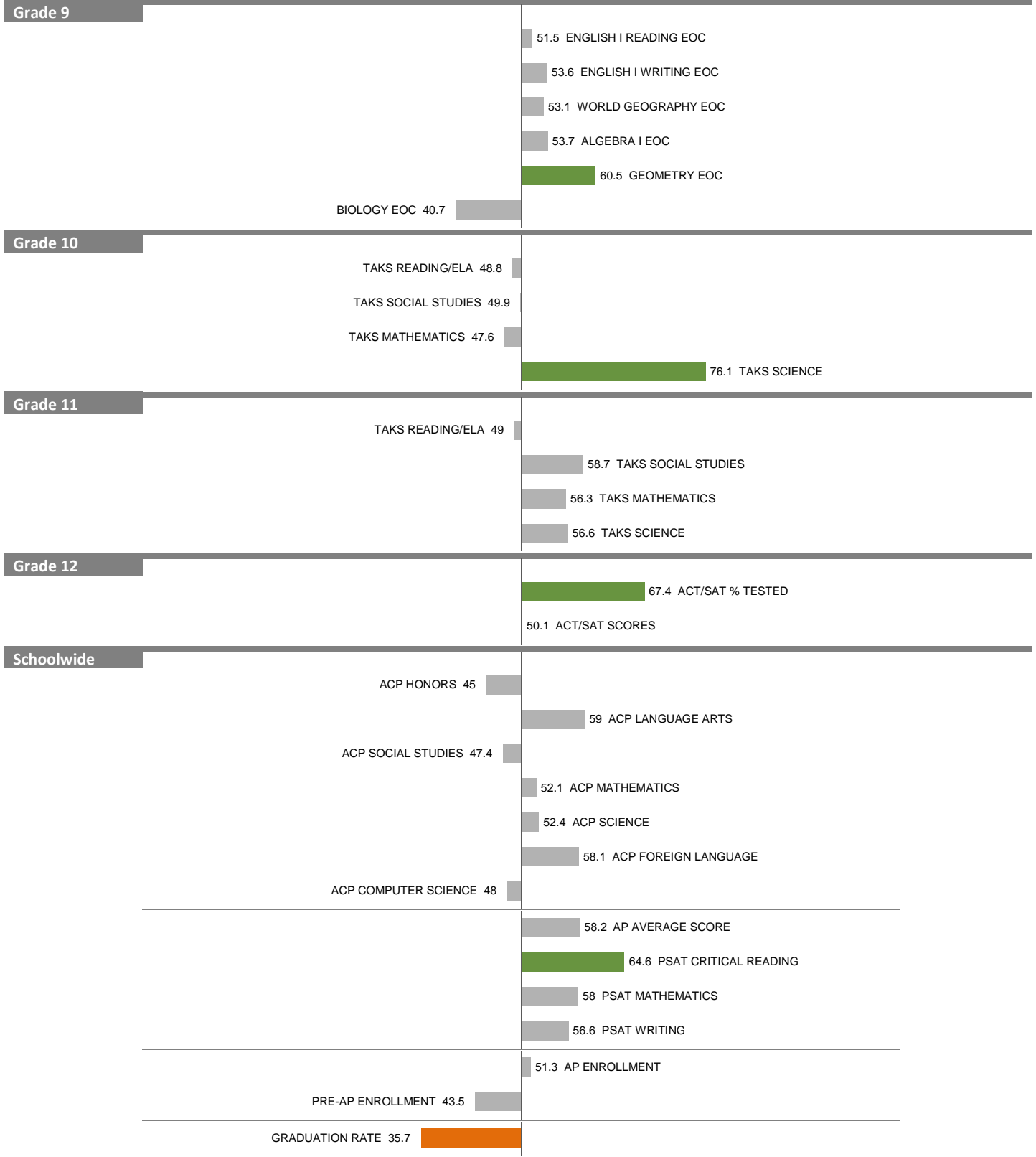
NOTES: "Overall SEI" has an average of 50 and standard deviation of 5; the range for an "average" overall SEI is 45 to 55. Component SEIs (i.e., "Grade 5 STAAR READING" or "PSAT WRITING") each have an average of 50 and standard deviation of 10. The range for an "average" component SEI is 40 to 60. Component SEIs are computed only if at least eight students are included.

2011-12 School Effectiveness Index (SEI) Analysis

8—JUSTIN F. KIMBALL

Overall SEI: 52.7

2012-13 DIVISION 1



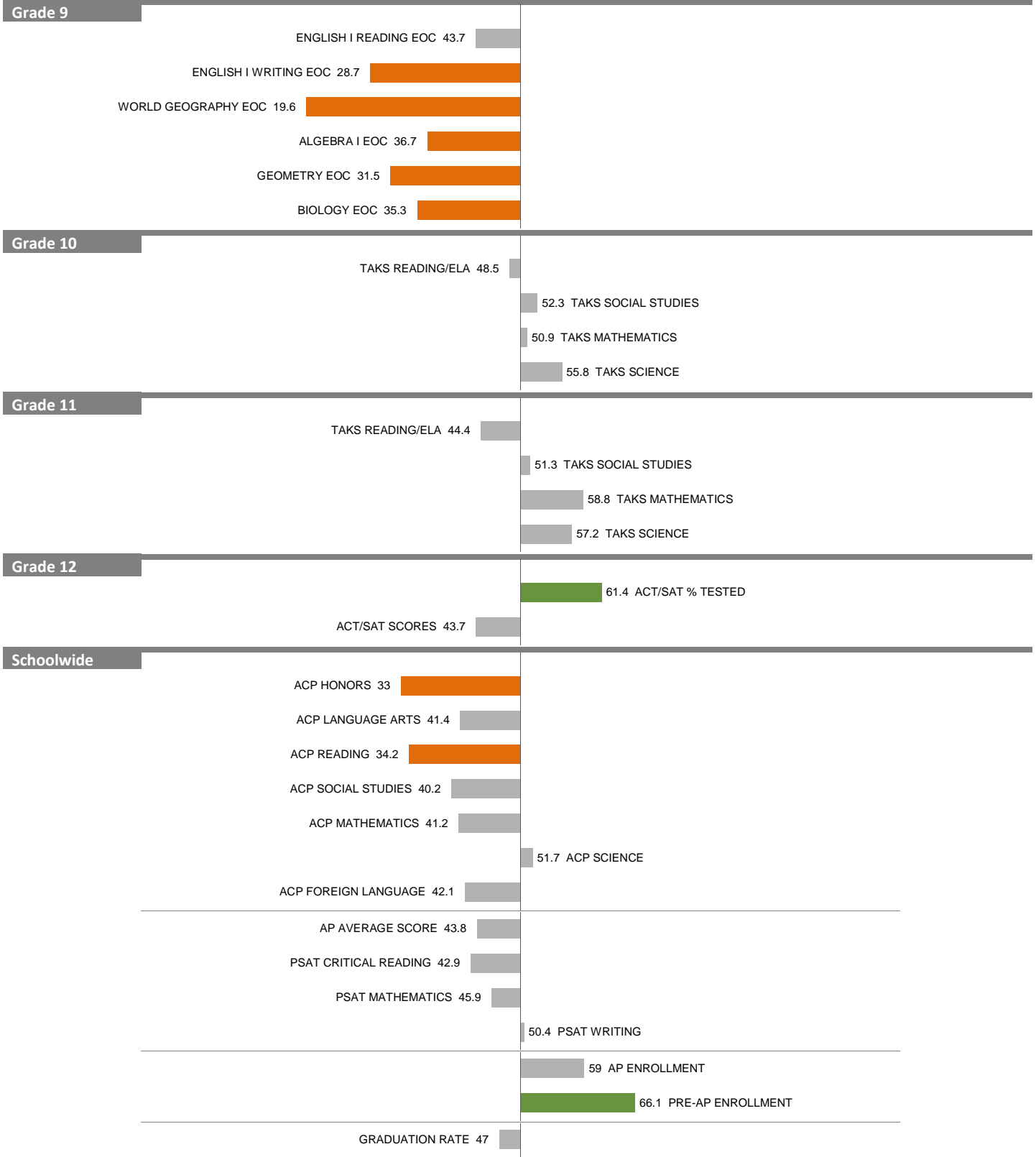
NOTES: "Overall SEI" has an average of 50 and standard deviation of 5; the range for an "average" overall SEI is 45 to 55. Component SEIs (i.e., "Grade 5 STAAR READING" or "PSAT WRITING") each have an average of 50 and standard deviation of 10. The range for an "average" component SEI is 40 to 60. Component SEIs are computed only if at least eight students are included.

2011-12 School Effectiveness Index (SEI) Analysis

18-SUNSET

Overall SEI: 44.0

2012-13 DIVISION 1



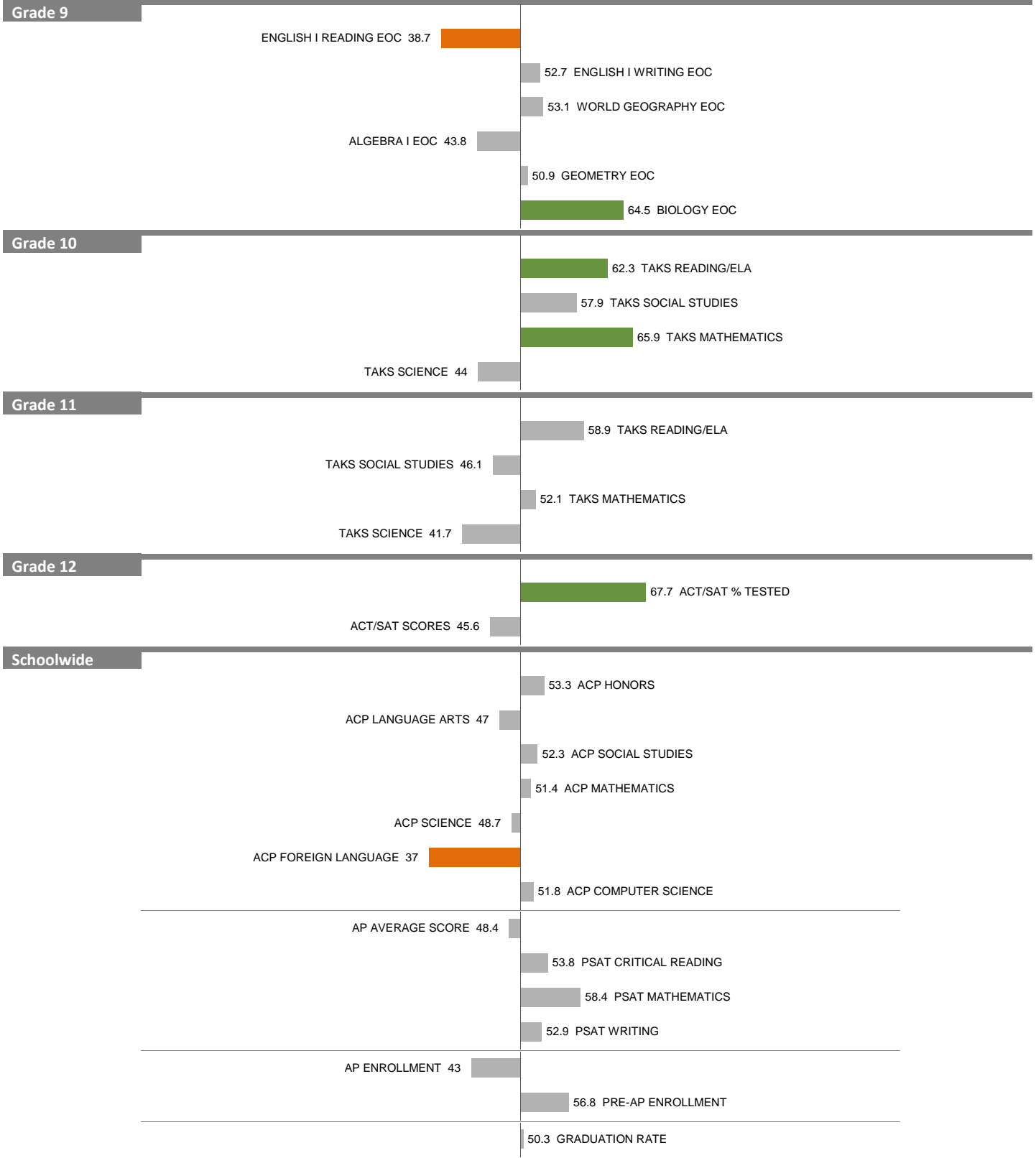
NOTES: "Overall SEI" has an average of 50 and standard deviation of 5; the range for an "average" overall SEI is 45 to 55. Component SEIs (i.e., "Grade 5 STAAR READING" or "PSAT WRITING") each have an average of 50 and standard deviation of 10. The range for an "average" component SEI is 40 to 60. Component SEIs are computed only if at least eight students are included.

2011-12 School Effectiveness Index (SEI) Analysis

23-DAVID W. CARTER

Overall SEI: 51.3

2012-13 DIVISION 1



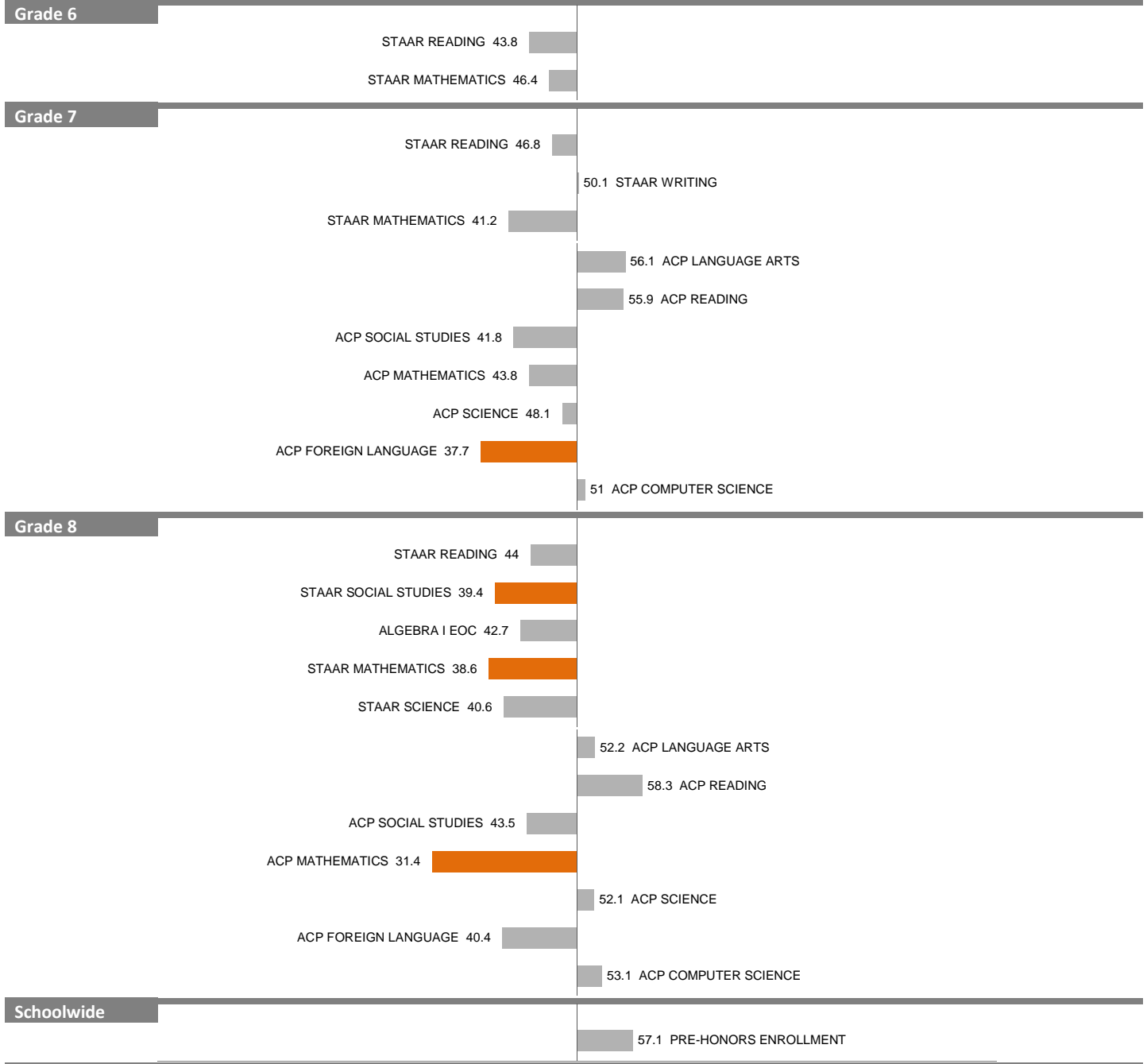
NOTES: "Overall SEI" has an average of 50 and standard deviation of 5; the range for an "average" overall SEI is 45 to 55. Component SEIs (i.e., "Grade 5 STAAR READING" or "PSAT WRITING") each have an average of 50 and standard deviation of 10. The range for an "average" component SEI is 40 to 60. Component SEIs are computed only if at least eight students are included.

2011-12 School Effectiveness Index (SEI) Analysis

42-WILLIAM H. ATWELL

Overall SEI: 43.9

2012-13 DIVISION 1

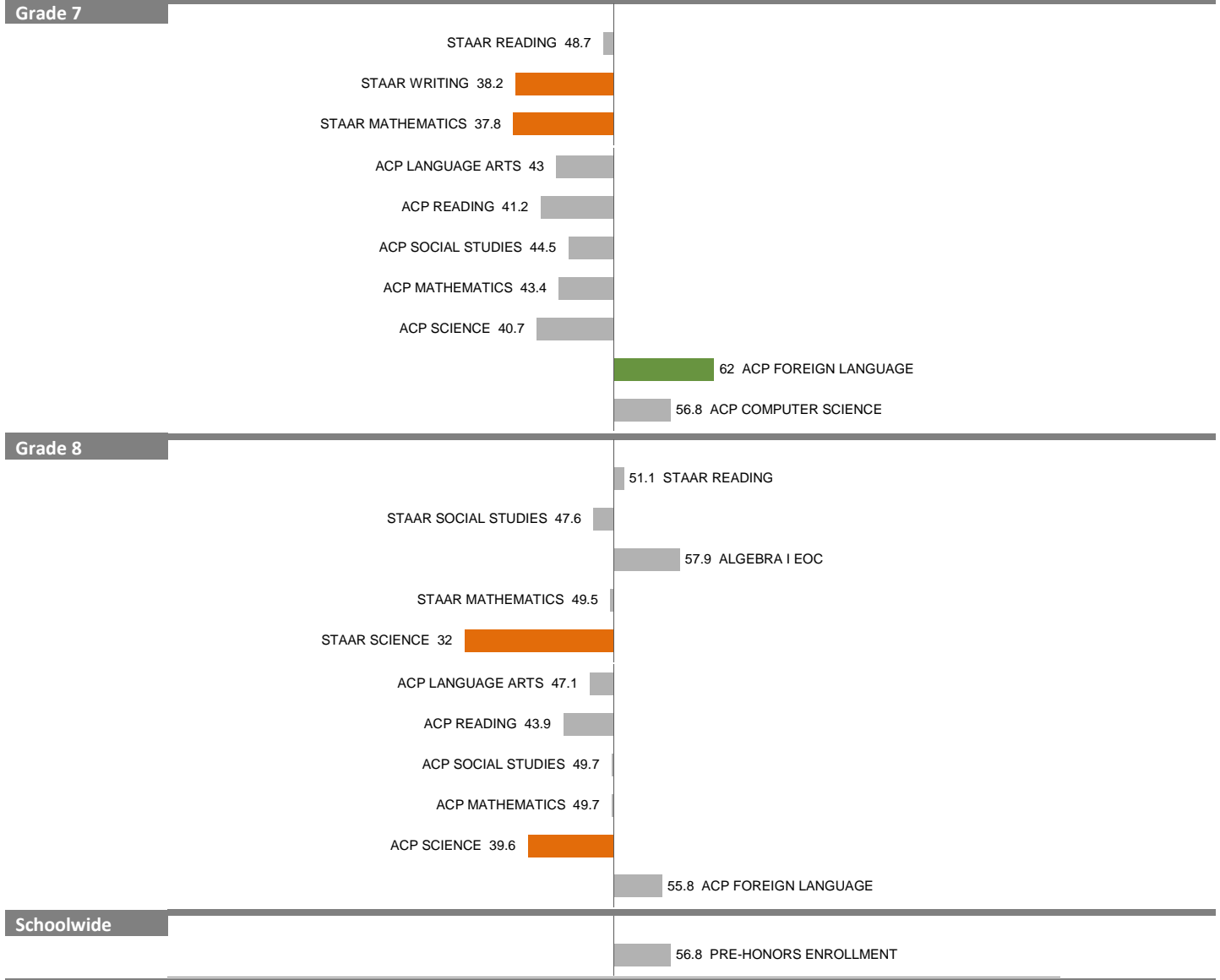


NOTES: "Overall SEI" has an average of 50 and standard deviation of 5; the range for an "average" overall SEI is 45 to 55. Component SEIs (i.e., "Grade 5 STAAR READING" or "PSAT WRITING") each have an average of 50 and standard deviation of 10. The range for an "average" component SEI is 40 to 60. Component SEIs are computed only if at least eight students are included.

2011-12 School Effectiveness Index (SEI) Analysis

43-T. W. BROWNE
2012-13 DIVISION 1

Overall SEI: 45.5



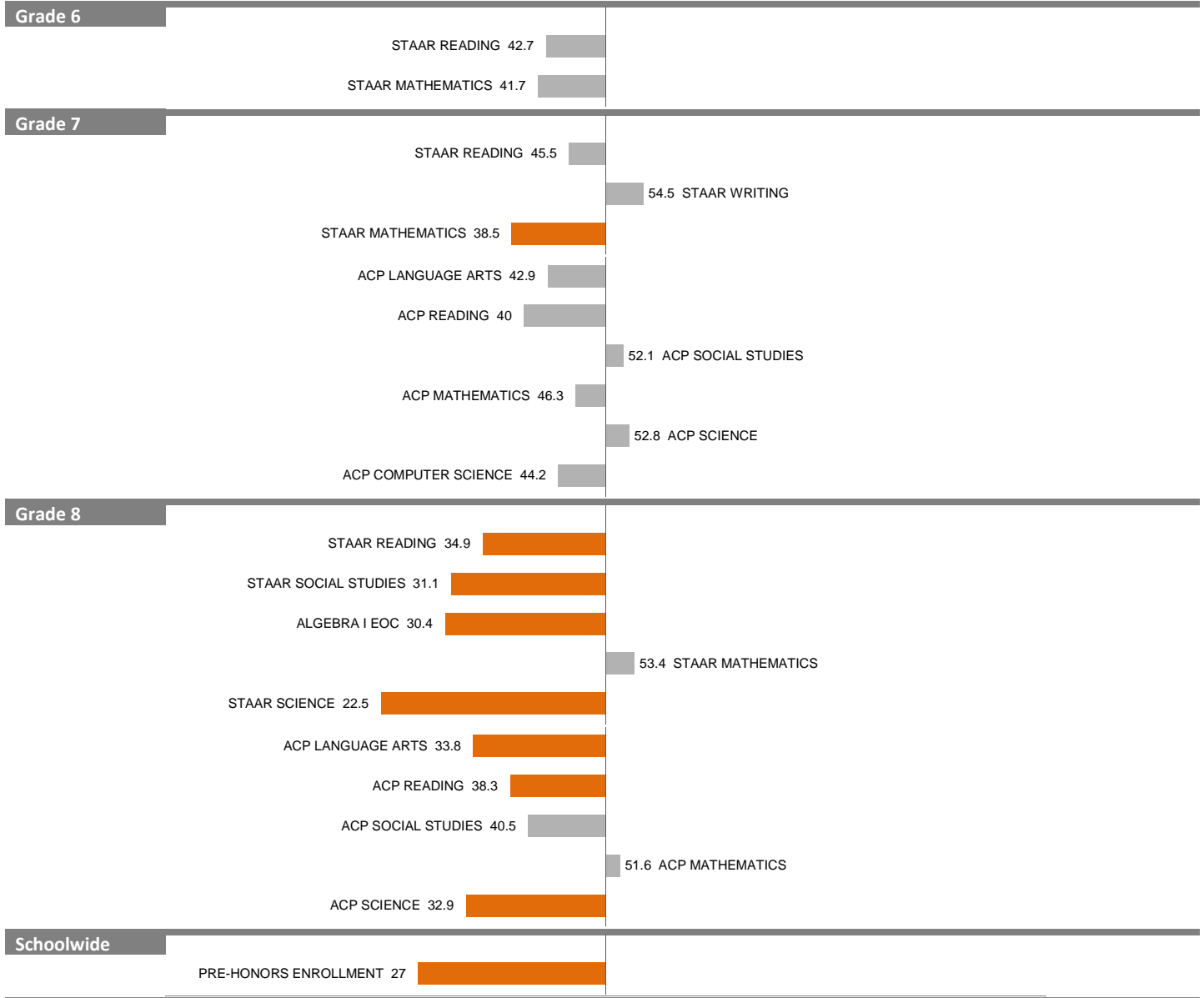
NOTES: "Overall SEI" has an average of 50 and standard deviation of 5; the range for an "average" overall SEI is 45 to 55. Component SEIs (i.e., "Grade 5 STAAR READING" or "PSAT WRITING") each have an average of 50 and standard deviation of 10. The range for an "average" component SEI is 40 to 60. Component SEIs are computed only if at least eight students are included.

2011-12 School Effectiveness Index (SEI) Analysis

44-E. H. CARY

Overall SEI: 39.2

2012-13 DIVISION 1

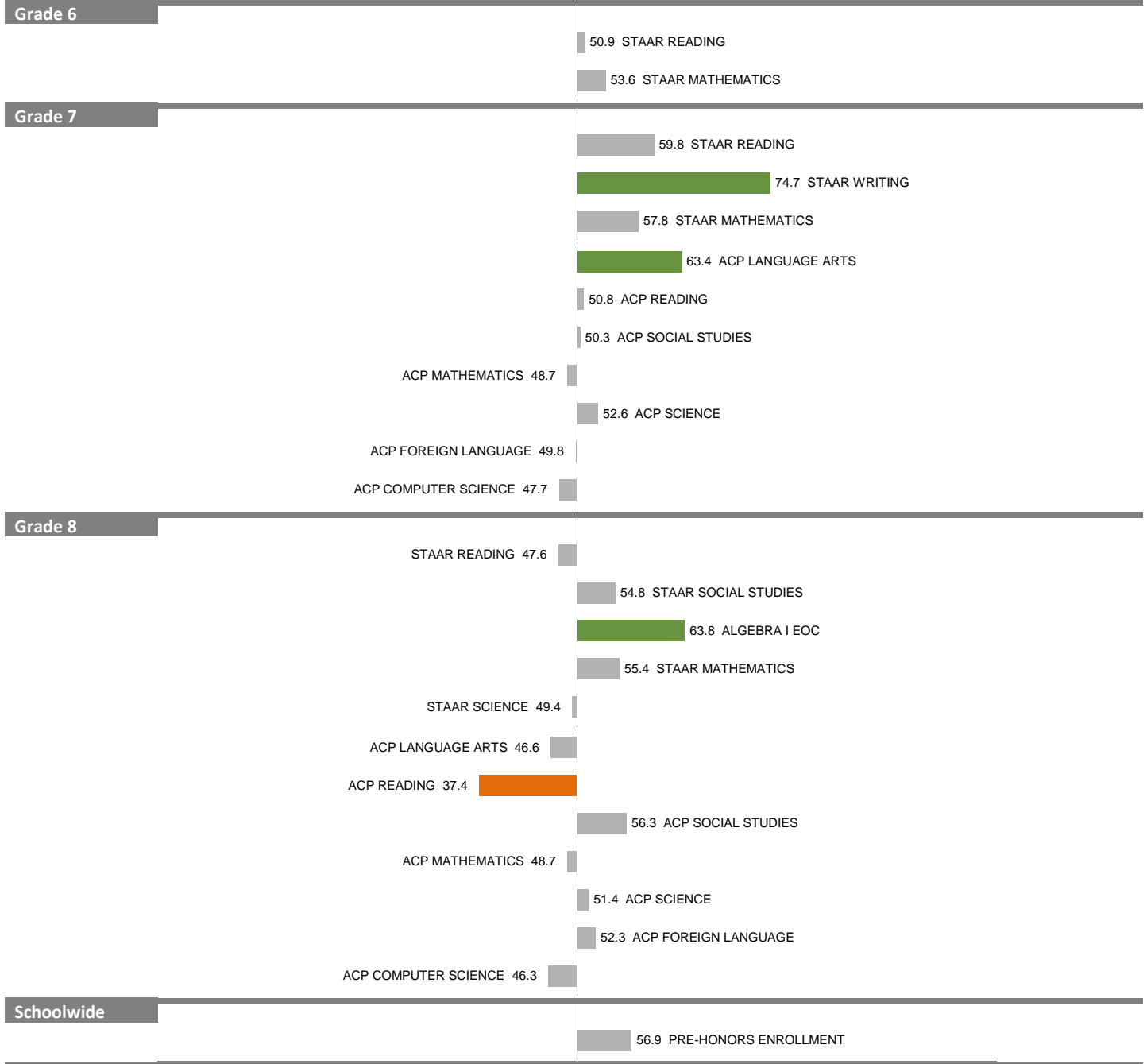


NOTES: "Overall SEI" has an average of 50 and standard deviation of 5; the range for an "average" overall SEI is 45 to 55. Component SEIs (i.e., "Grade 5 STAAR READING" or "PSAT WRITING") each have an average of 50 and standard deviation of 10. The range for an "average" component SEI is 40 to 60. Component SEIs are computed only if at least eight students are included.

2011-12 School Effectiveness Index (SEI) Analysis

49–W. E. GREINER
2012-13 DIVISION 1

Overall SEI: 54.7



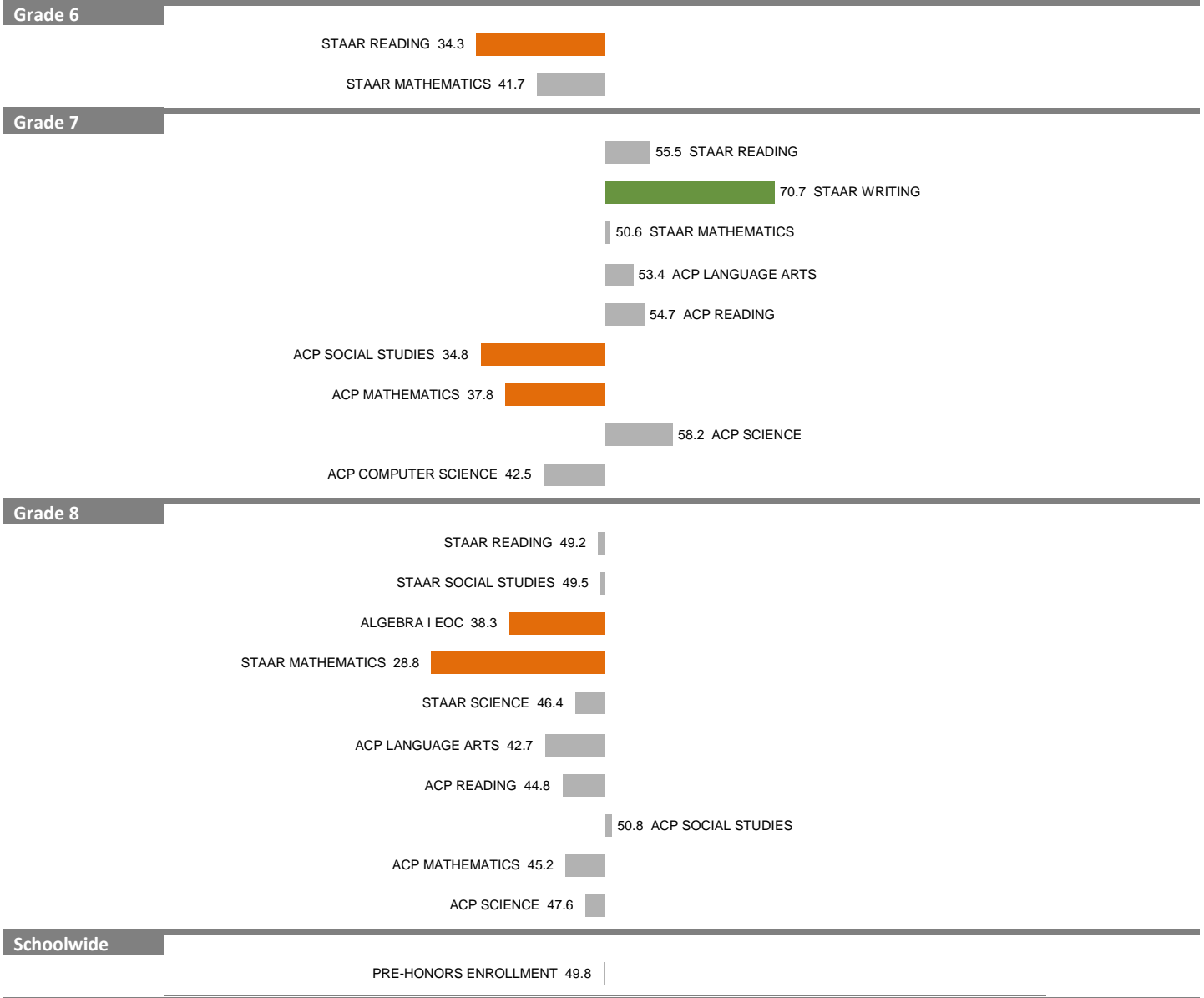
NOTES: "Overall SEI" has an average of 50 and standard deviation of 5; the range for an "average" overall SEI is 45 to 55. Component SEIs (i.e., "Grade 5 STAAR READING" or "PSAT WRITING") each have an average of 50 and standard deviation of 10. The range for an "average" component SEI is 40 to 60. Component SEIs are computed only if at least eight students are included.

2011-12 School Effectiveness Index (SEI) Analysis

63-D. A. HULCY

Overall SEI: 45.9

2012-13 DIVISION 1 (CLOSED)



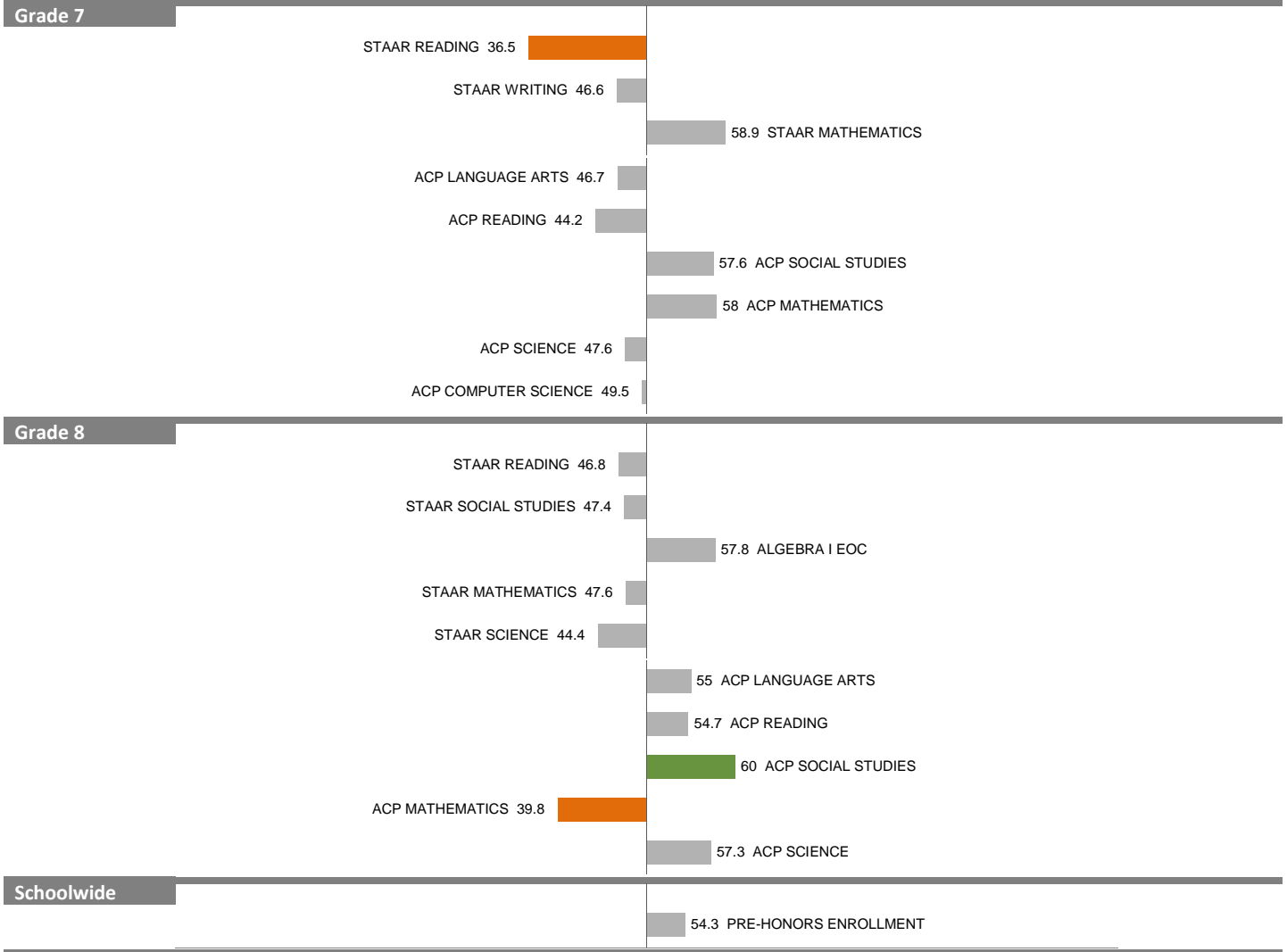
NOTES: "Overall SEI" has an average of 50 and standard deviation of 5; the range for an "average" overall SEI is 45 to 55. Component SEIs (i.e., "Grade 5 STAAR READING" or "PSAT WRITING") each have an average of 50 and standard deviation of 10. The range for an "average" component SEI is 40 to 60. Component SEIs are computed only if at least eight students are included.

2011-12 School Effectiveness Index (SEI) Analysis

68–RAUL QUINTANILLA SR.

Overall SEI: 48.7

2012-13 DIVISION 1



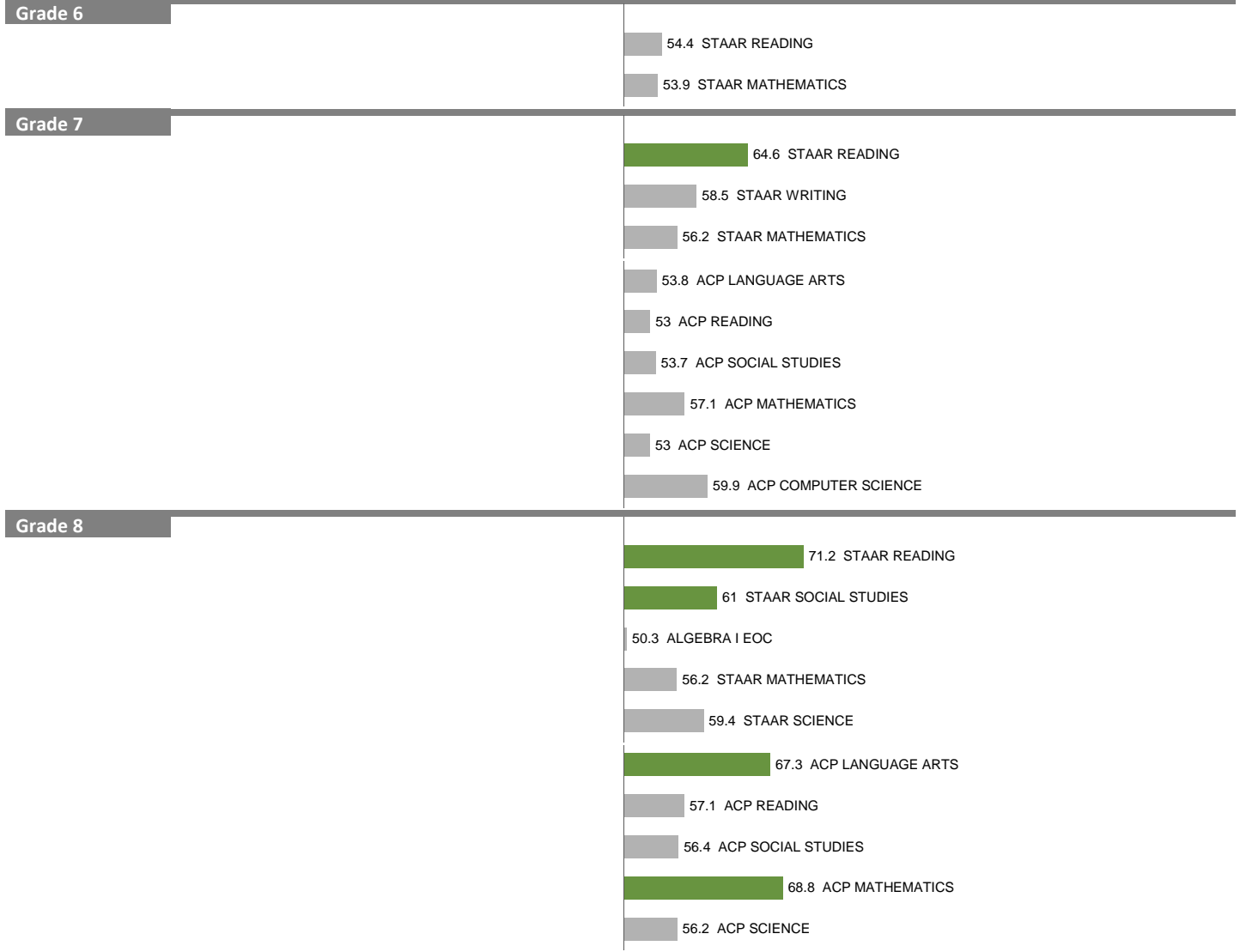
NOTES: "Overall SEI" has an average of 50 and standard deviation of 5; the range for an "average" overall SEI is 45 to 55. Component SEIs (i.e., "Grade 5 STAAR READING" or "PSAT WRITING") each have an average of 50 and standard deviation of 10. The range for an "average" component SEI is 40 to 60. Component SEIs are computed only if at least eight students are included.

2011-12 School Effectiveness Index (SEI) Analysis

73-H. W. LONGFELLOW ACADEMY

Overall SEI: 58.1

2012-13 DIVISION 1 (MAGNETS)



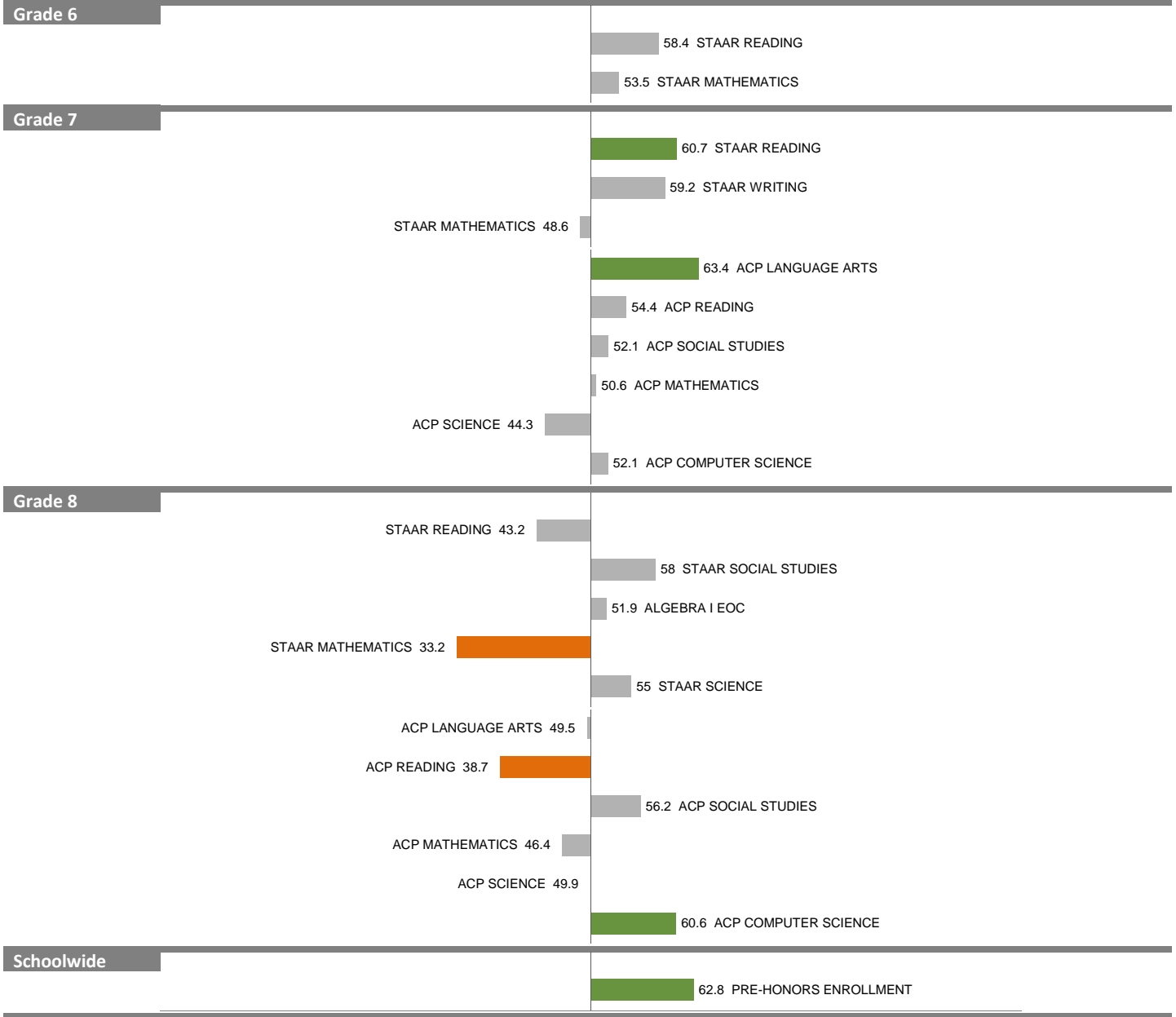
NOTES: "Overall SEI" has an average of 50 and standard deviation of 5; the range for an "average" overall SEI is 45 to 55. Component SEIs (i.e., "Grade 5 STAAR READING" or "PSAT WRITING") each have an average of 50 and standard deviation of 10. The range for an "average" component SEI is 40 to 60. Component SEIs are computed only if at least eight students are included.

2011-12 School Effectiveness Index (SEI) Analysis

79-PANCHO MEDRANO

Overall SEI: 51.7

2012-13 DIVISION 1



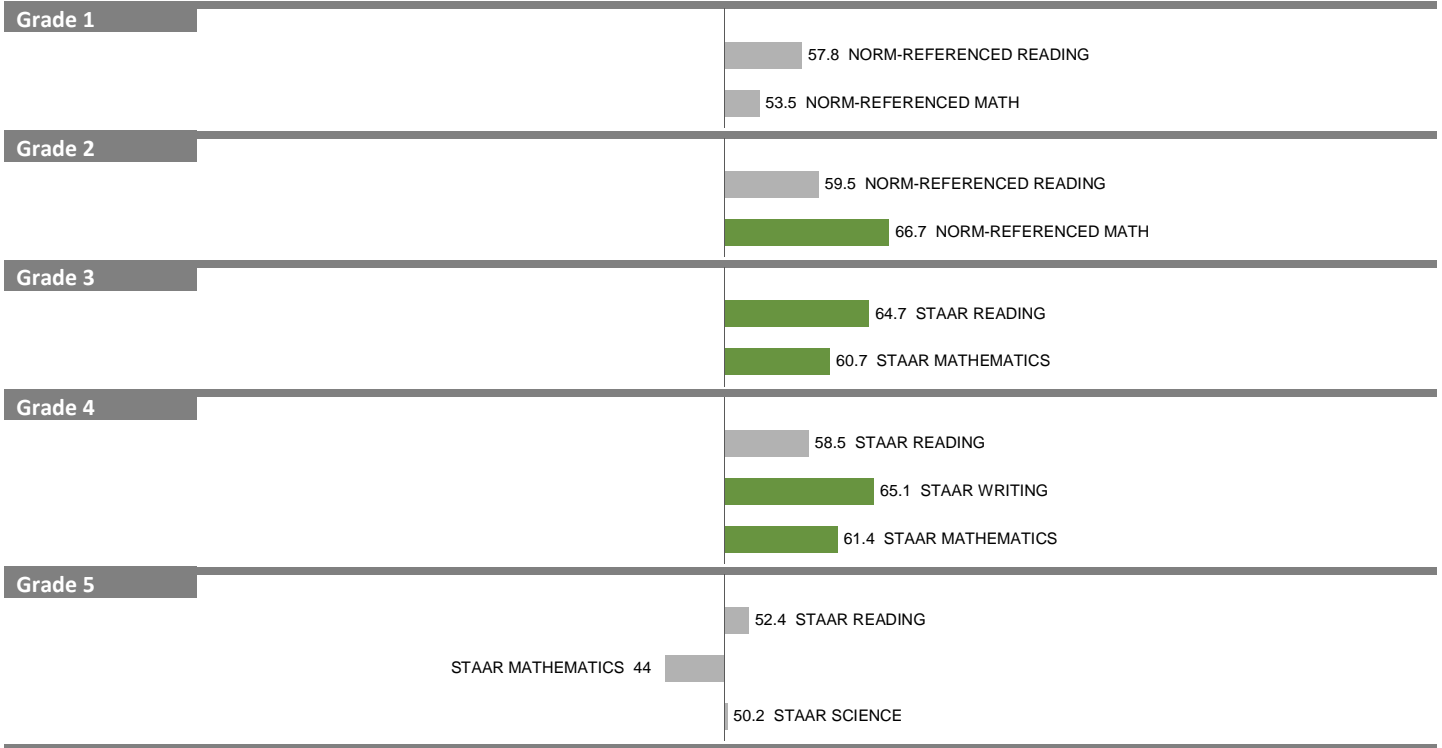
NOTES: "Overall SEI" has an average of 50 and standard deviation of 5; the range for an "average" overall SEI is 45 to 55. Component SEIs (i.e., "Grade 5 STAAR READING" or "PSAT WRITING") each have an average of 50 and standard deviation of 10. The range for an "average" component SEI is 40 to 60. Component SEIs are computed only if at least eight students are included.

2011-12 School Effectiveness Index (SEI) Analysis

116-DAVID G. BURNET

Overall SEI: 57.5

2012-13 DIVISION 1



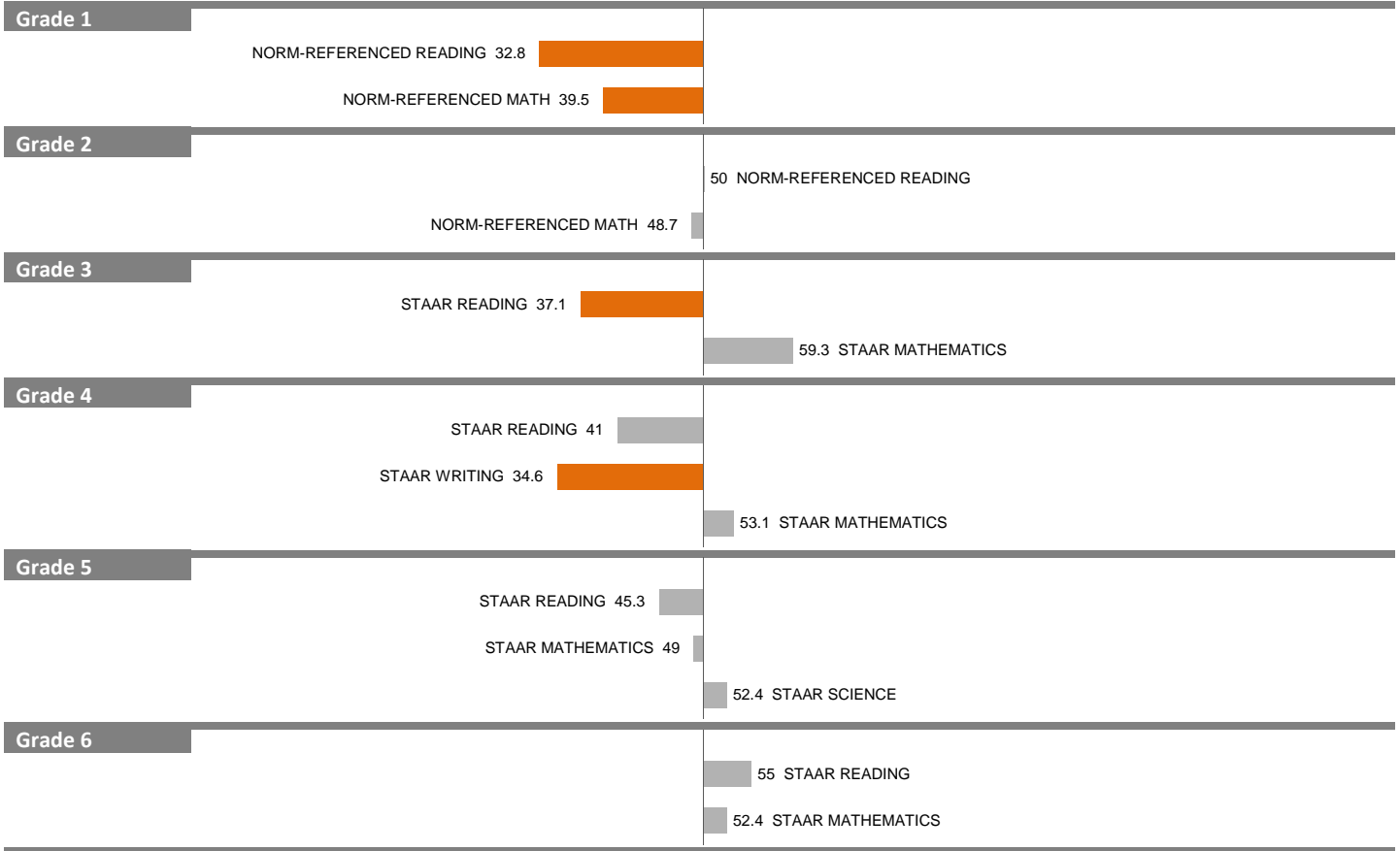
NOTES: "Overall SEI" has an average of 50 and standard deviation of 5; the range for an "average" overall SEI is 45 to 55. Component SEIs (i.e., "Grade 5 STAAR READING" or "PSAT WRITING") each have an average of 50 and standard deviation of 10. The range for an "average" component SEI is 40 to 60. Component SEIs are computed only if at least eight students are included.

2011-12 School Effectiveness Index (SEI) Analysis

121-JOHN W. CARPENTER

Overall SEI: 45.8

2012-13 DIVISION 1



NOTES: "Overall SEI" has an average of 50 and standard deviation of 5; the range for an "average" overall SEI is 45 to 55. Component SEIs (i.e., "Grade 5 STAAR READING" or "PSAT WRITING") each have an average of 50 and standard deviation of 10. The range for an "average" component SEI is 40 to 60. Component SEIs are computed only if at least eight students are included.

2011-12 School Effectiveness Index (SEI) Analysis

136-L. O. DONALD
2012-13 DIVISION 1

Overall SEI: 49.6



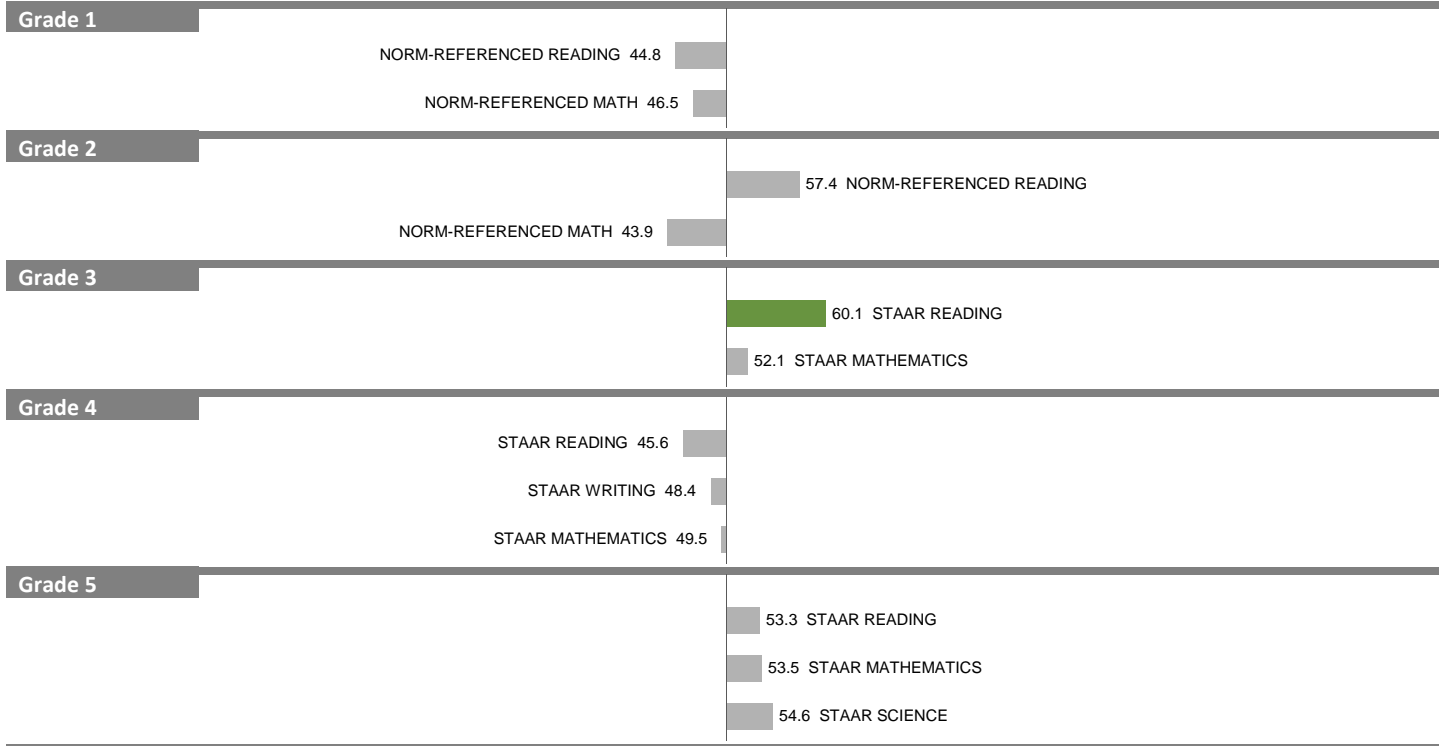
NOTES: "Overall SEI" has an average of 50 and standard deviation of 5; the range for an "average" overall SEI is 45 to 55. Component SEIs (i.e., "Grade 5 STAAR READING" or "PSAT WRITING") each have an average of 50 and standard deviation of 10. The range for an "average" component SEI is 40 to 60. Component SEIs are computed only if at least eight students are included.

2011-12 School Effectiveness Index (SEI) Analysis

144-TOM W. FIELD

Overall SEI: 50.3

2012-13 DIVISION 1



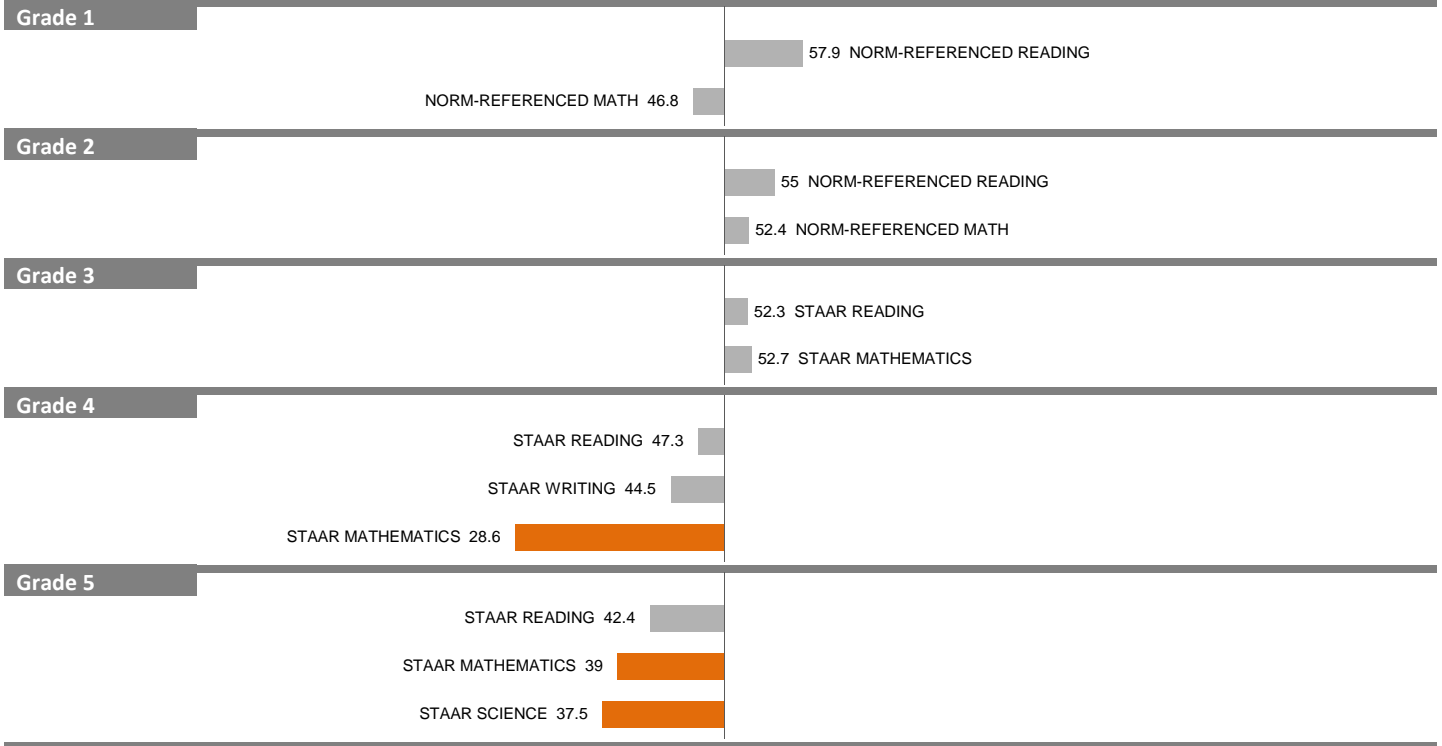
NOTES: "Overall SEI" has an average of 50 and standard deviation of 5; the range for an "average" overall SEI is 45 to 55. Component SEIs (i.e., "Grade 5 STAAR READING" or "PSAT WRITING") each have an average of 50 and standard deviation of 10. The range for an "average" component SEI is 40 to 60. Component SEIs are computed only if at least eight students are included.

2011-12 School Effectiveness Index (SEI) Analysis

145--STEPHEN C. FOSTER

Overall SEI: 45.7

2012-13 DIVISION 1



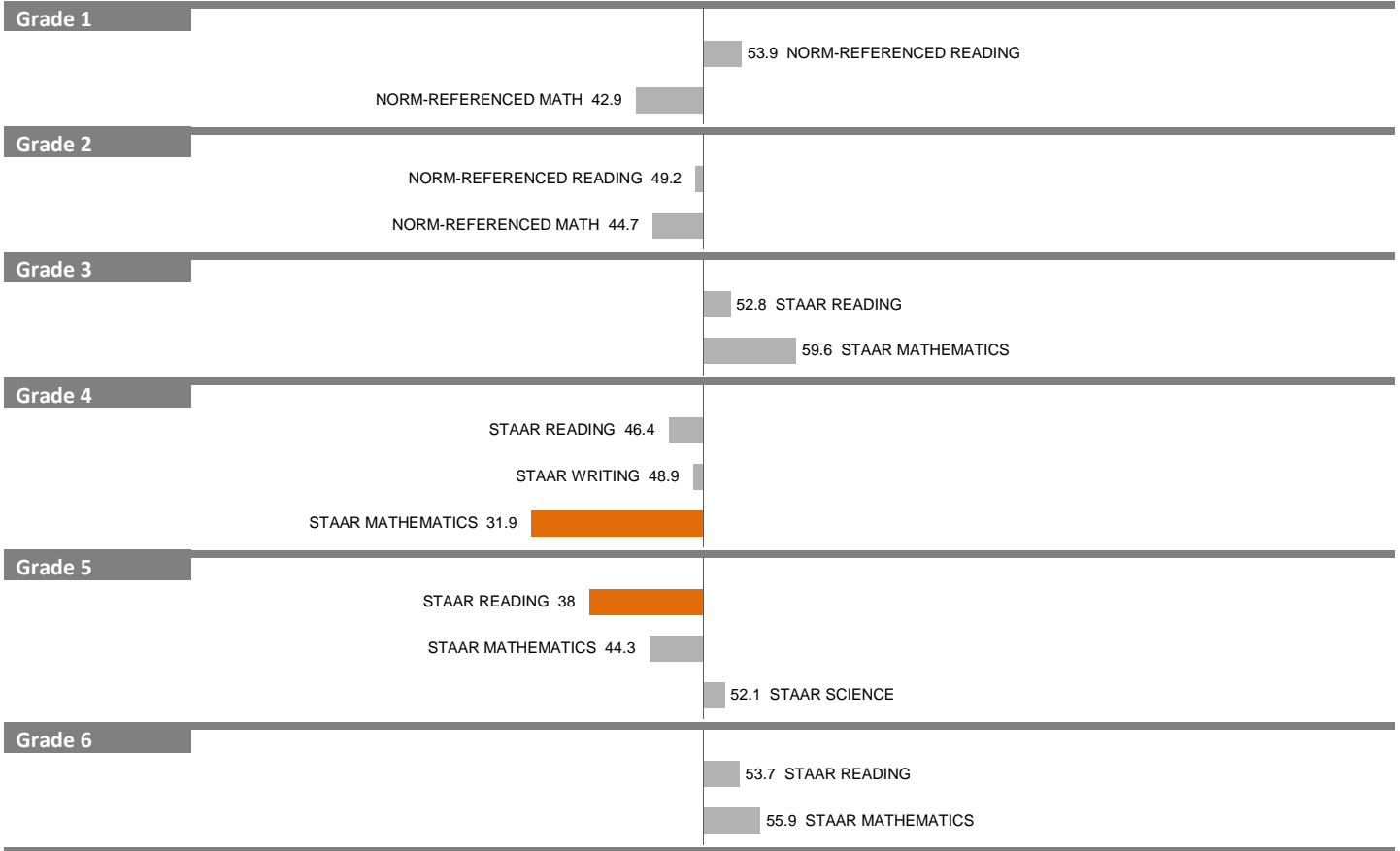
NOTES: "Overall SEI" has an average of 50 and standard deviation of 5; the range for an "average" overall SEI is 45 to 55. Component SEIs (i.e., "Grade 5 STAAR READING" or "PSAT WRITING") each have an average of 50 and standard deviation of 10. The range for an "average" component SEI is 40 to 60. Component SEIs are computed only if at least eight students are included.

2011-12 School Effectiveness Index (SEI) Analysis

149—LENORE KIRK HALL

Overall SEI: 47.5

2012-13 DIVISION 1




NOTES: "Overall SEI" has an average of 50 and standard deviation of 5; the range for an "average" overall SEI is 45 to 55. Component SEIs (i.e., "Grade 5 STAAR READING" or "PSAT WRITING") each have an average of 50 and standard deviation of 10. The range for an "average" component SEI is 40 to 60. Component SEIs are computed only if at least eight students are included.

2011-12 School Effectiveness Index (SEI) Analysis

152-MARGARET B. HENDERSON

Overall SEI: 51.9

2012-13 DIVISION 1

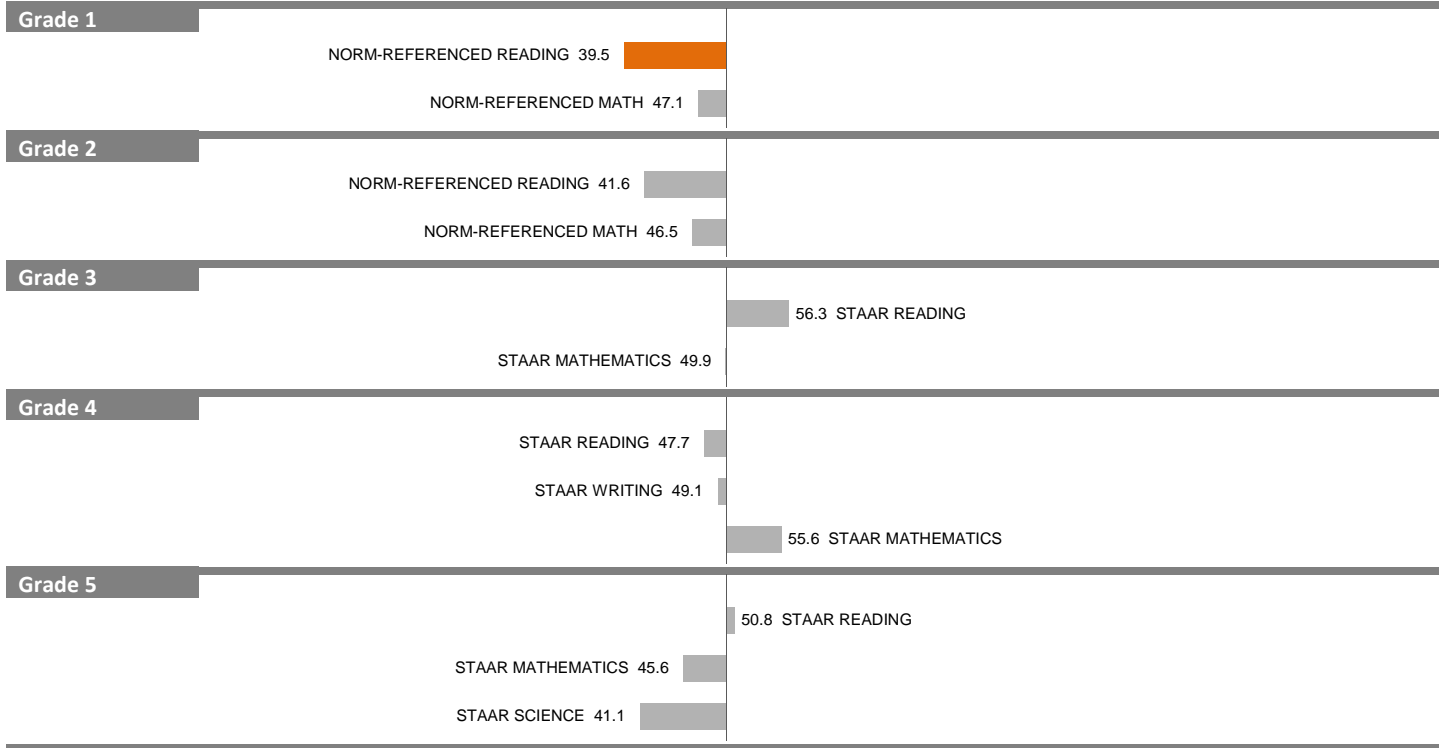


NOTES: "Overall SEI" has an average of 50 and standard deviation of 5; the range for an "average" overall SEI is 45 to 55. Component SEIs (i.e., "Grade 5 STAAR READING" or "PSAT WRITING") each have an average of 50 and standard deviation of 10. The range for an "average" component SEI is 40 to 60. Component SEIs are computed only if at least eight students are included.

2011-12 School Effectiveness Index (SEI) Analysis

158-LIDA HOOE
2012-13 DIVISION 1

Overall SEI: 46.9



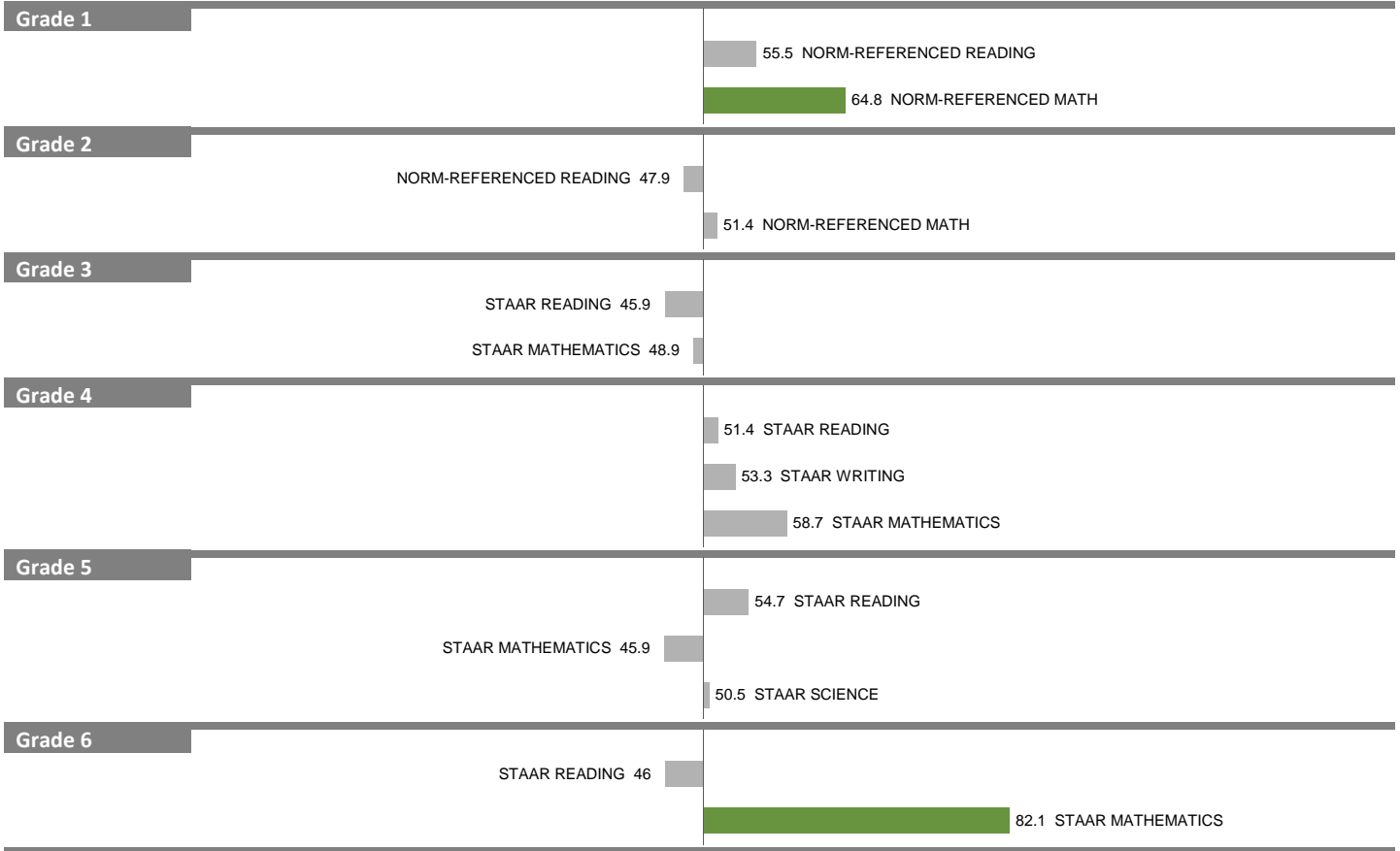
NOTES: "Overall SEI" has an average of 50 and standard deviation of 5; the range for an "average" overall SEI is 45 to 55. Component SEIs (i.e., "Grade 5 STAAR READING" or "PSAT WRITING") each have an average of 50 and standard deviation of 10. The range for an "average" component SEI is 40 to 60. Component SEIs are computed only if at least eight students are included.

2011-12 School Effectiveness Index (SEI) Analysis

164-ANSON JONES

Overall SEI: 53.6

2012-13 DIVISION 1



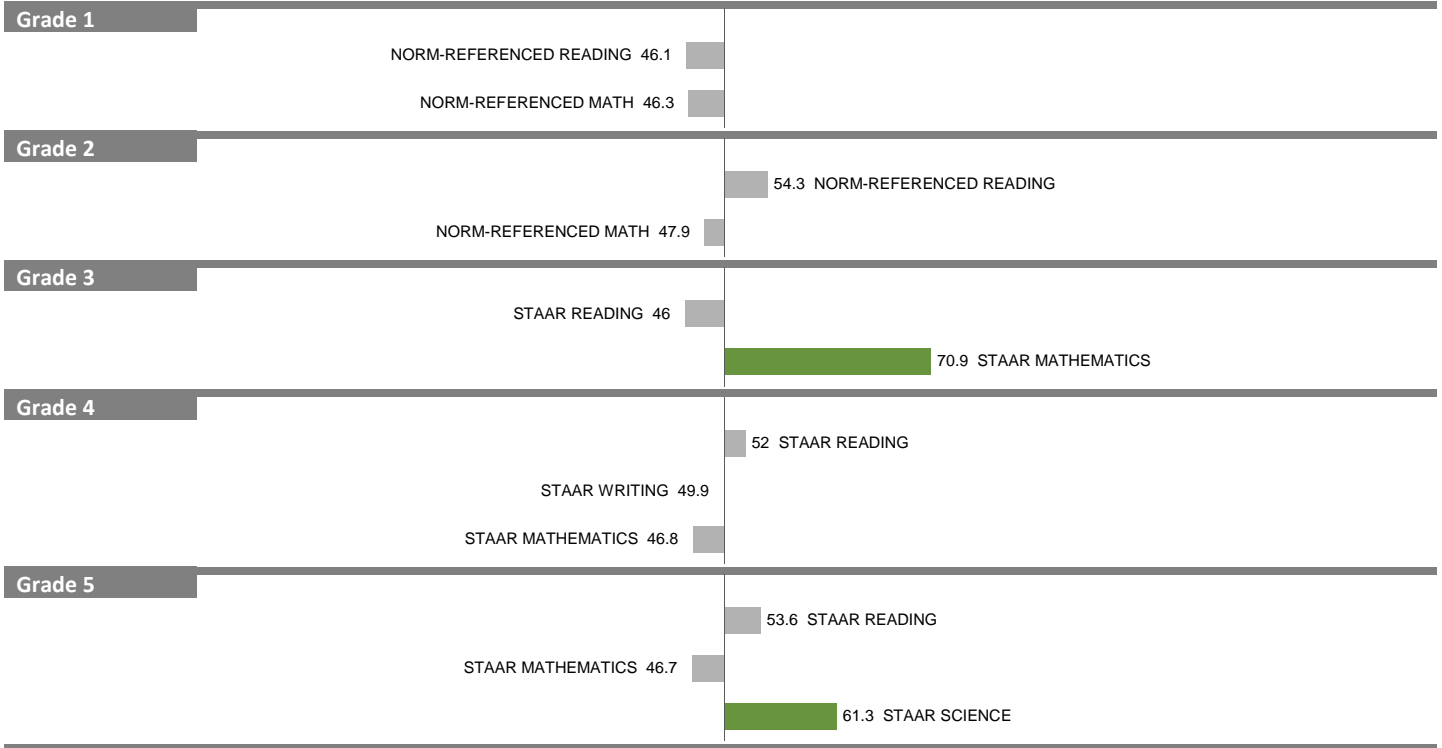
NOTES: "Overall SEI" has an average of 50 and standard deviation of 5; the range for an "average" overall SEI is 45 to 55. Component SEIs (i.e., "Grade 5 STAAR READING" or "PSAT WRITING") each have an average of 50 and standard deviation of 10. The range for an "average" component SEI is 40 to 60. Component SEIs are computed only if at least eight students are included.

2011-12 School Effectiveness Index (SEI) Analysis

168—OBADIAH KNIGHT

Overall SEI: 51.3

2012-13 DIVISION 1



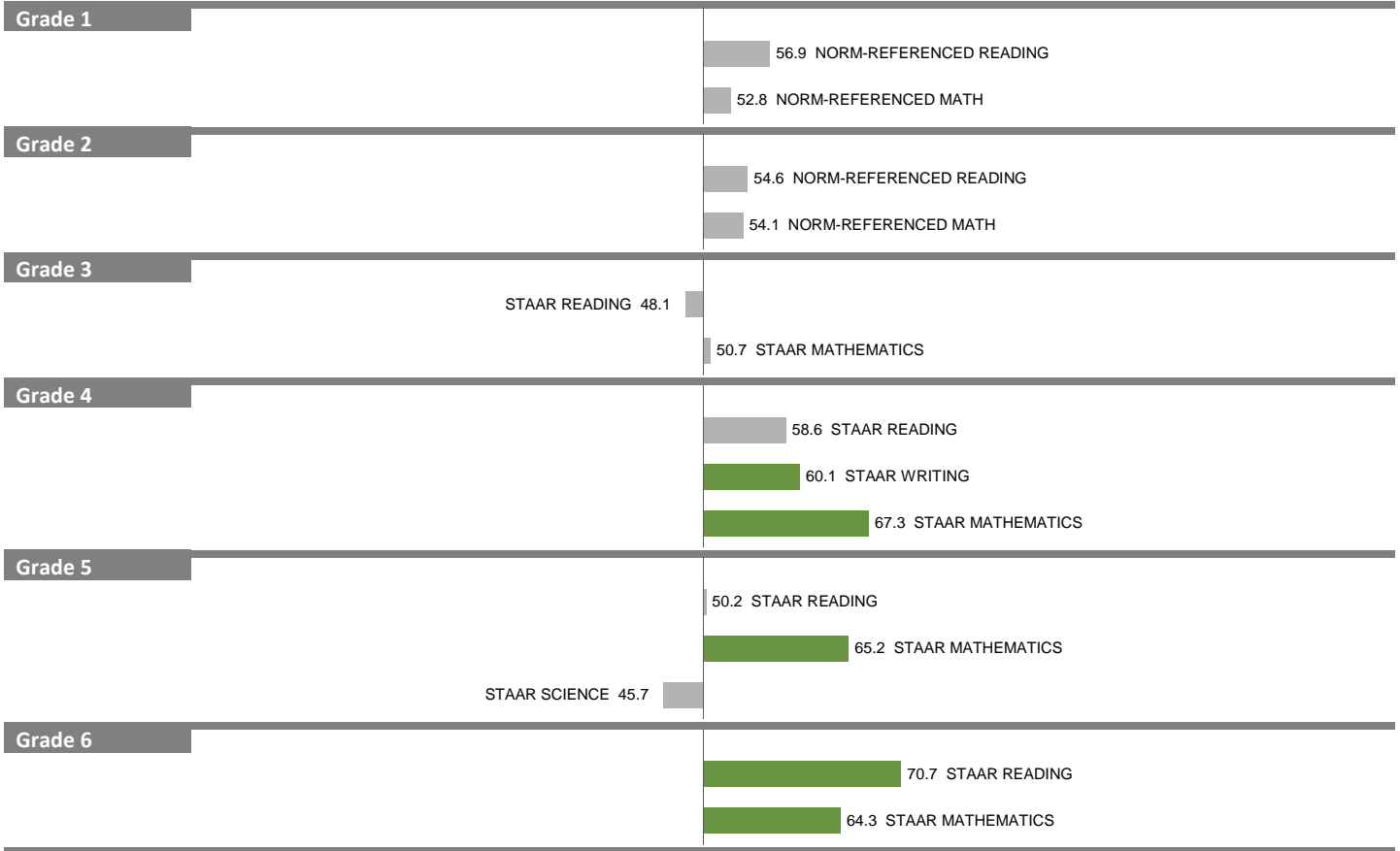
NOTES: "Overall SEI" has an average of 50 and standard deviation of 5; the range for an "average" overall SEI is 45 to 55. Component SEIs (i.e., "Grade 5 STAAR READING" or "PSAT WRITING") each have an average of 50 and standard deviation of 10. The range for an "average" component SEI is 40 to 60. Component SEIs are computed only if at least eight students are included.

2011-12 School Effectiveness Index (SEI) Analysis

172-JIMMIE TYLER BRASHEAR

Overall SEI: 56.7

2012-13 DIVISION 1




NOTES: "Overall SEI" has an average of 50 and standard deviation of 5; the range for an "average" overall SEI is 45 to 55. Component SEIs (i.e., "Grade 5 STAAR READING" or "PSAT WRITING") each have an average of 50 and standard deviation of 10. The range for an "average" component SEI is 40 to 60. Component SEIs are computed only if at least eight students are included.

2011-12 School Effectiveness Index (SEI) Analysis

175-UMPHREY LEE

Overall SEI: 47.0

2012-13 DIVISION 1



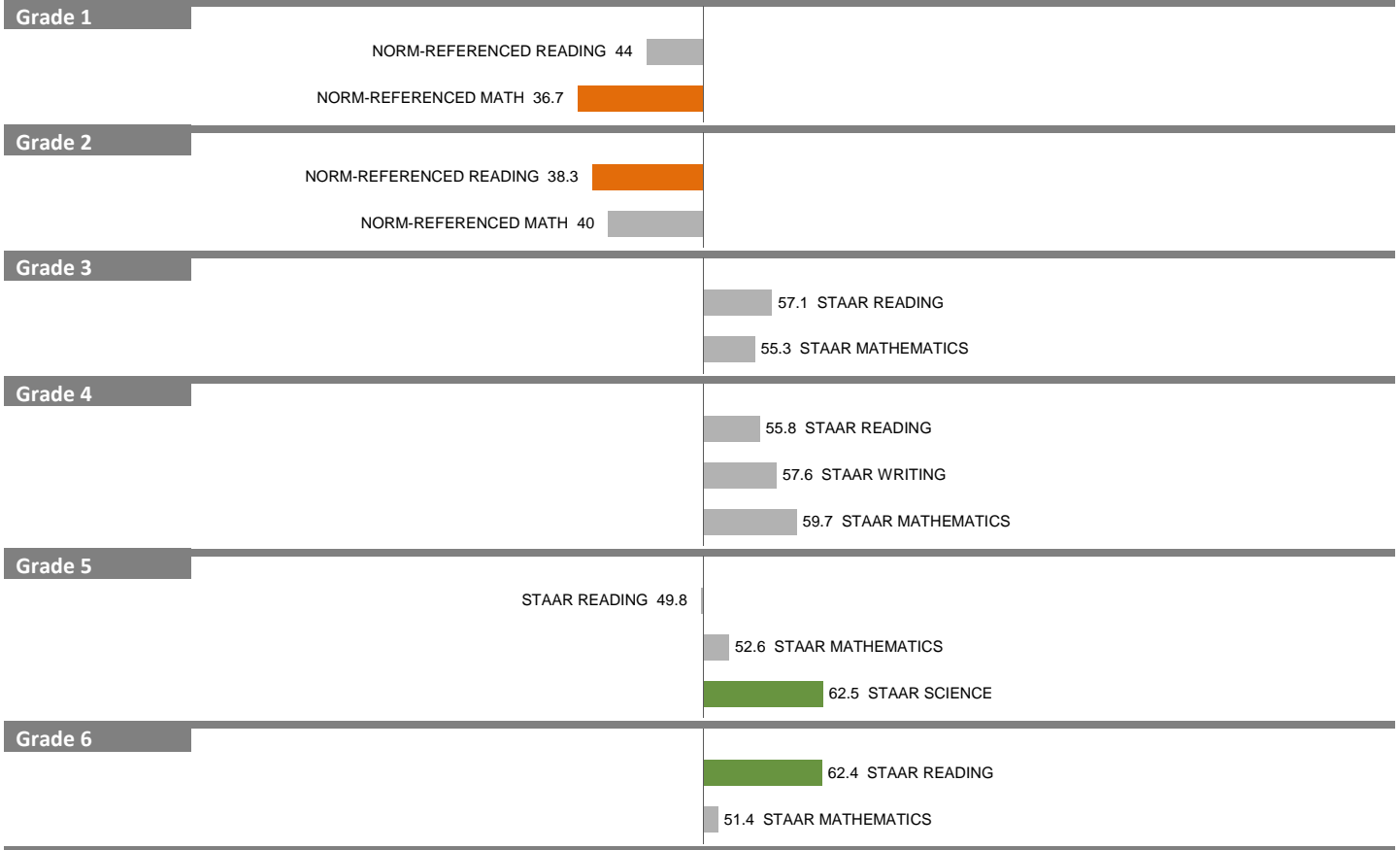
NOTES: "Overall SEI" has an average of 50 and standard deviation of 5; the range for an "average" overall SEI is 45 to 55. Component SEIs (i.e., "Grade 5 STAAR READING" or "PSAT WRITING") each have an average of 50 and standard deviation of 10. The range for an "average" component SEI is 40 to 60. Component SEIs are computed only if at least eight students are included.

2011-12 School Effectiveness Index (SEI) Analysis

190—GEORGE PEABODY

Overall SEI: 51.1

2012-13 DIVISION 1

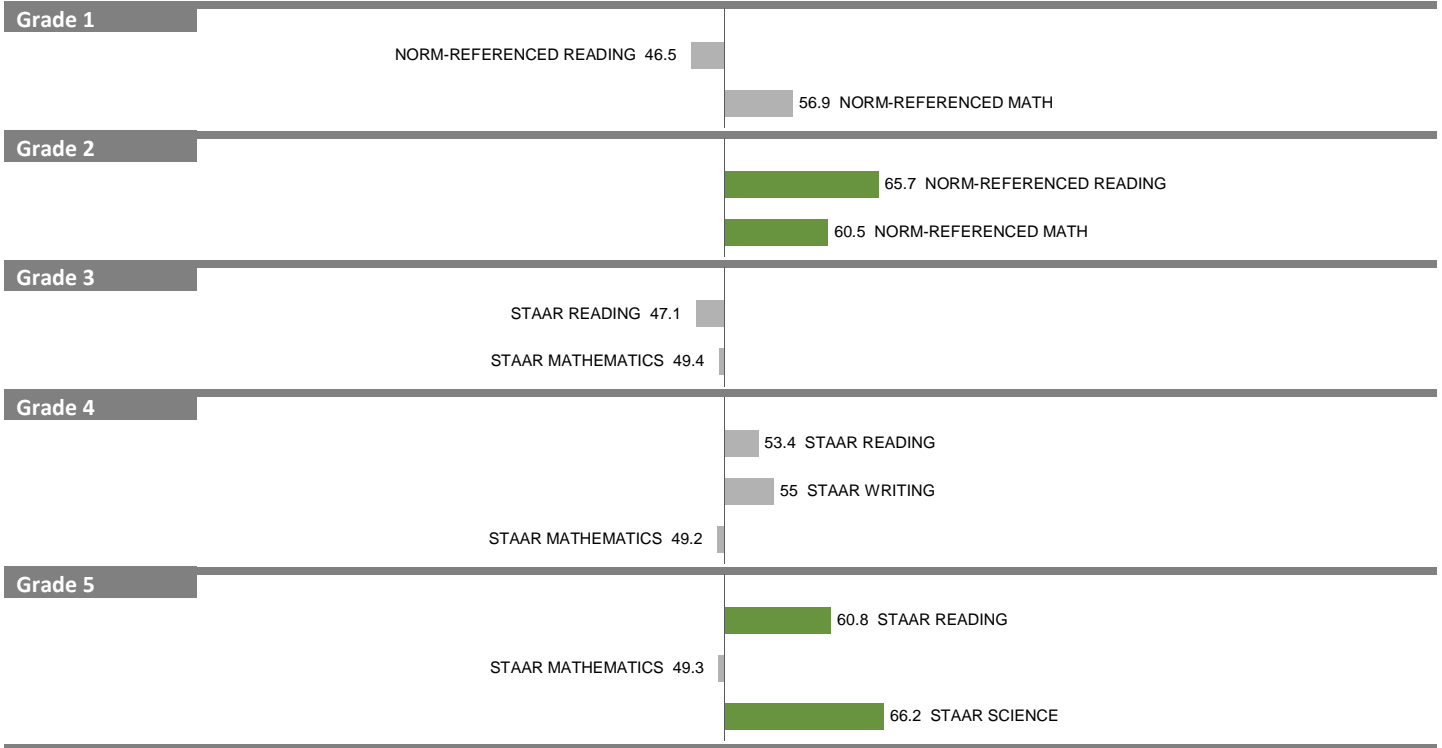


NOTES: "Overall SEI" has an average of 50 and standard deviation of 5; the range for an "average" overall SEI is 45 to 55. Component SEIs (i.e., "Grade 5 STAAR READING" or "PSAT WRITING") each have an average of 50 and standard deviation of 10. The range for an "average" component SEI is 40 to 60. Component SEIs are computed only if at least eight students are included.

2011-12 School Effectiveness Index (SEI) Analysis

194-K. B. POLK
2012-13 DIVISION 1

Overall SEI: 54.6

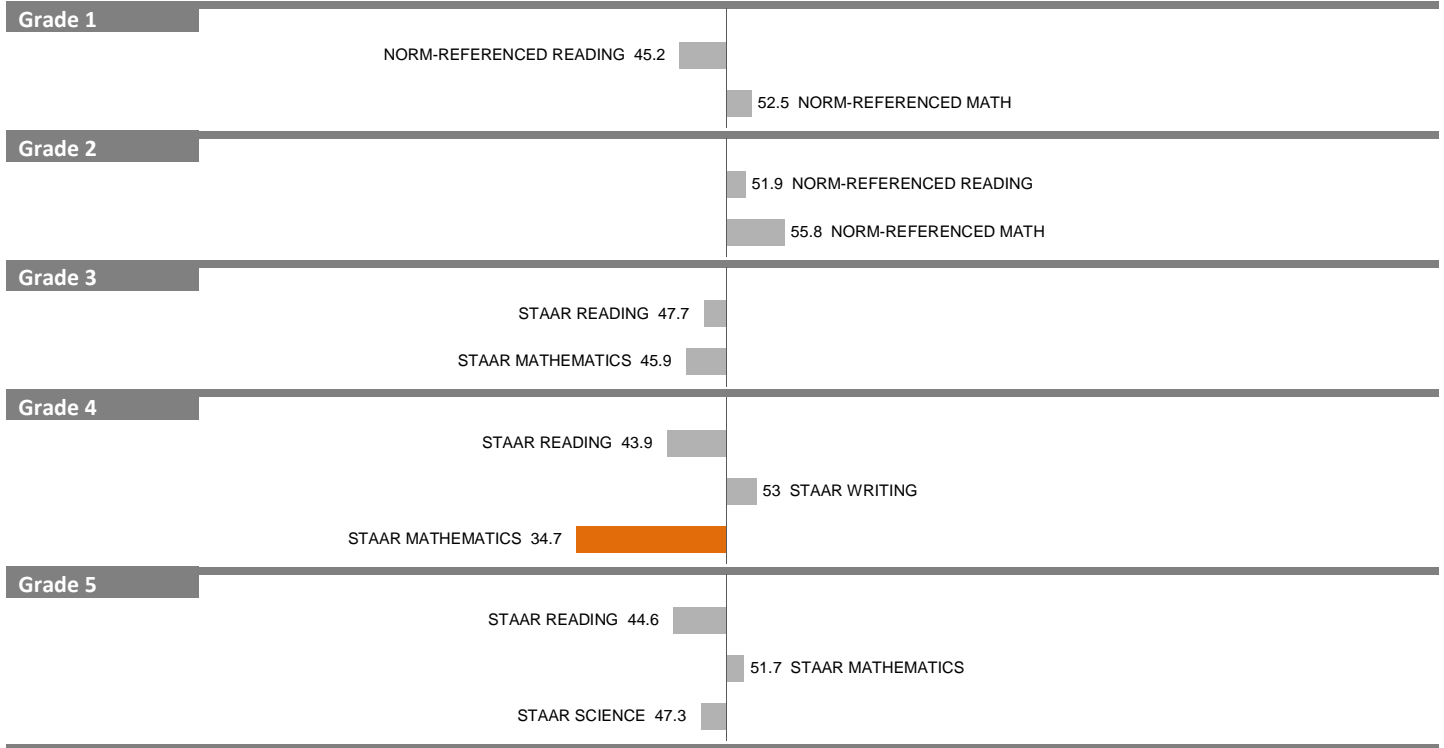


NOTES: "Overall SEI" has an average of 50 and standard deviation of 5; the range for an "average" overall SEI is 45 to 55. Component SEIs (i.e., "Grade 5 STAAR READING" or "PSAT WRITING") each have an average of 50 and standard deviation of 10. The range for an "average" component SEI is 40 to 60. Component SEIs are computed only if at least eight students are included.

2011-12 School Effectiveness Index (SEI) Analysis

204-ROSEMONT
2012-13 DIVISION 1

Overall SEI: 47.2



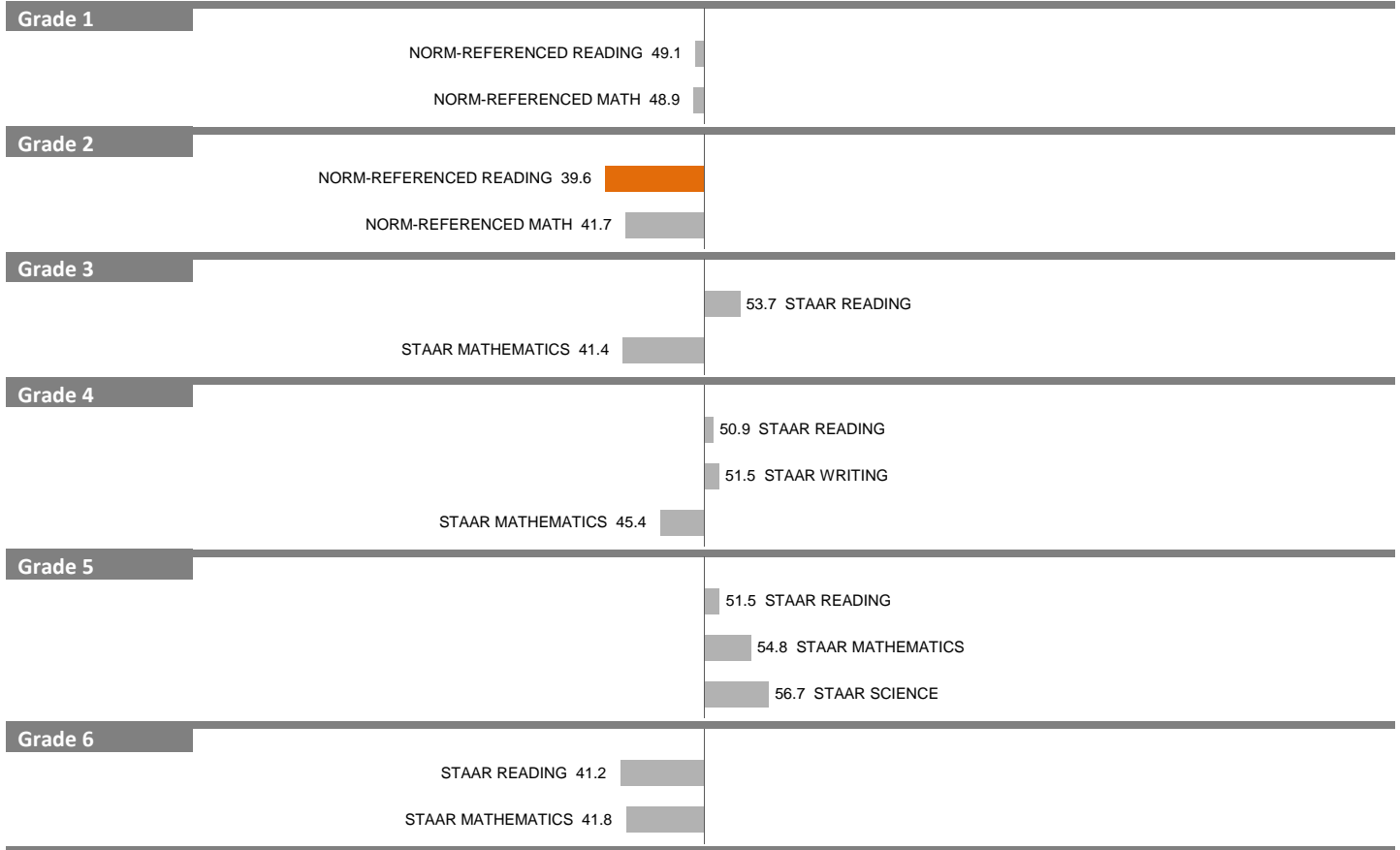
NOTES: "Overall SEI" has an average of 50 and standard deviation of 5; the range for an "average" overall SEI is 45 to 55. Component SEIs (i.e., "Grade 5 STAAR READING" or "PSAT WRITING") each have an average of 50 and standard deviation of 10. The range for an "average" component SEI is 40 to 60. Component SEIs are computed only if at least eight students are included.

2011-12 School Effectiveness Index (SEI) Analysis

210–LESLIE A. STEMMONS

Overall SEI: 47.1

2012-13 DIVISION 1

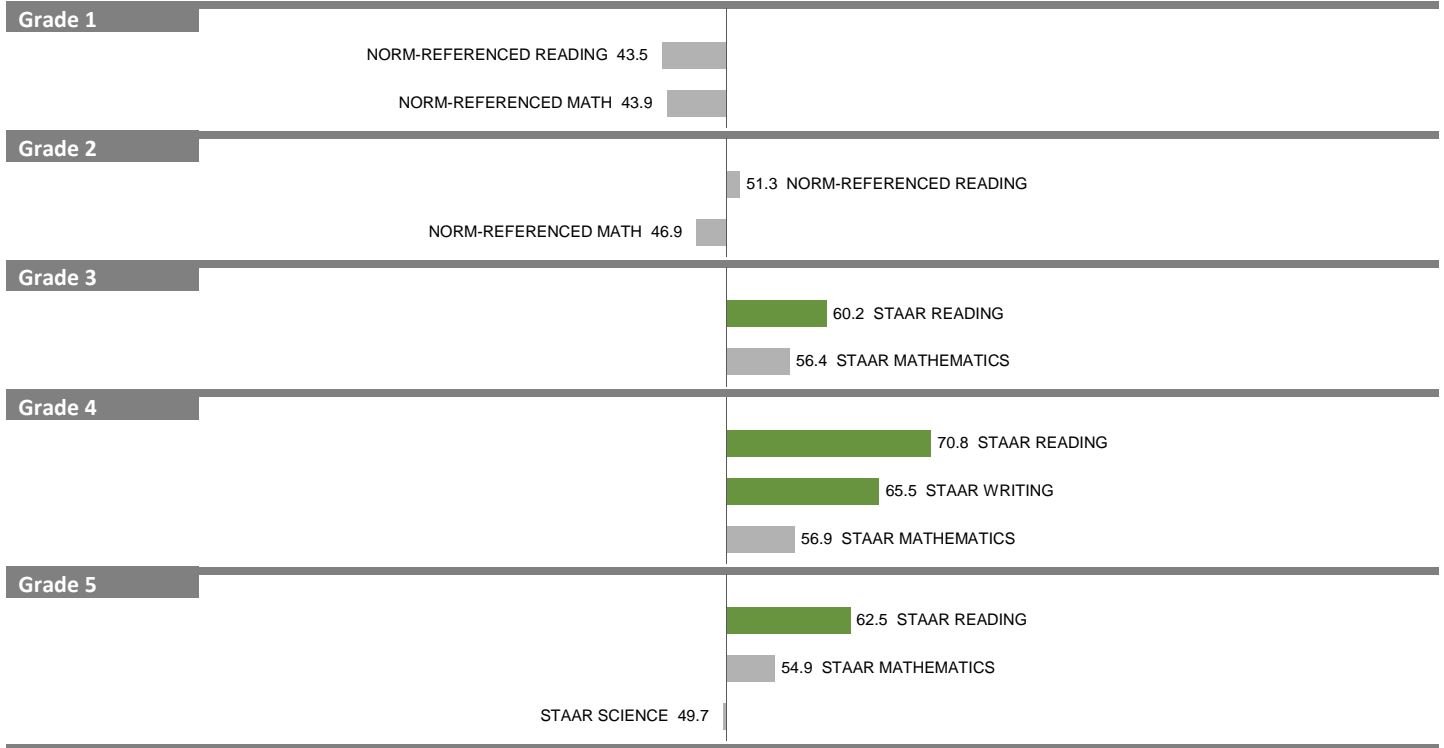


NOTES: "Overall SEI" has an average of 50 and standard deviation of 5; the range for an "average" overall SEI is 45 to 55. Component SEIs (i.e., "Grade 5 STAAR READING" or "PSAT WRITING") each have an average of 50 and standard deviation of 10. The range for an "average" component SEI is 40 to 60. Component SEIs are computed only if at least eight students are included.

2011-12 School Effectiveness Index (SEI) Analysis

213-T. G. TERRY
2012-13 DIVISION 1

Overall SEI: 54.8



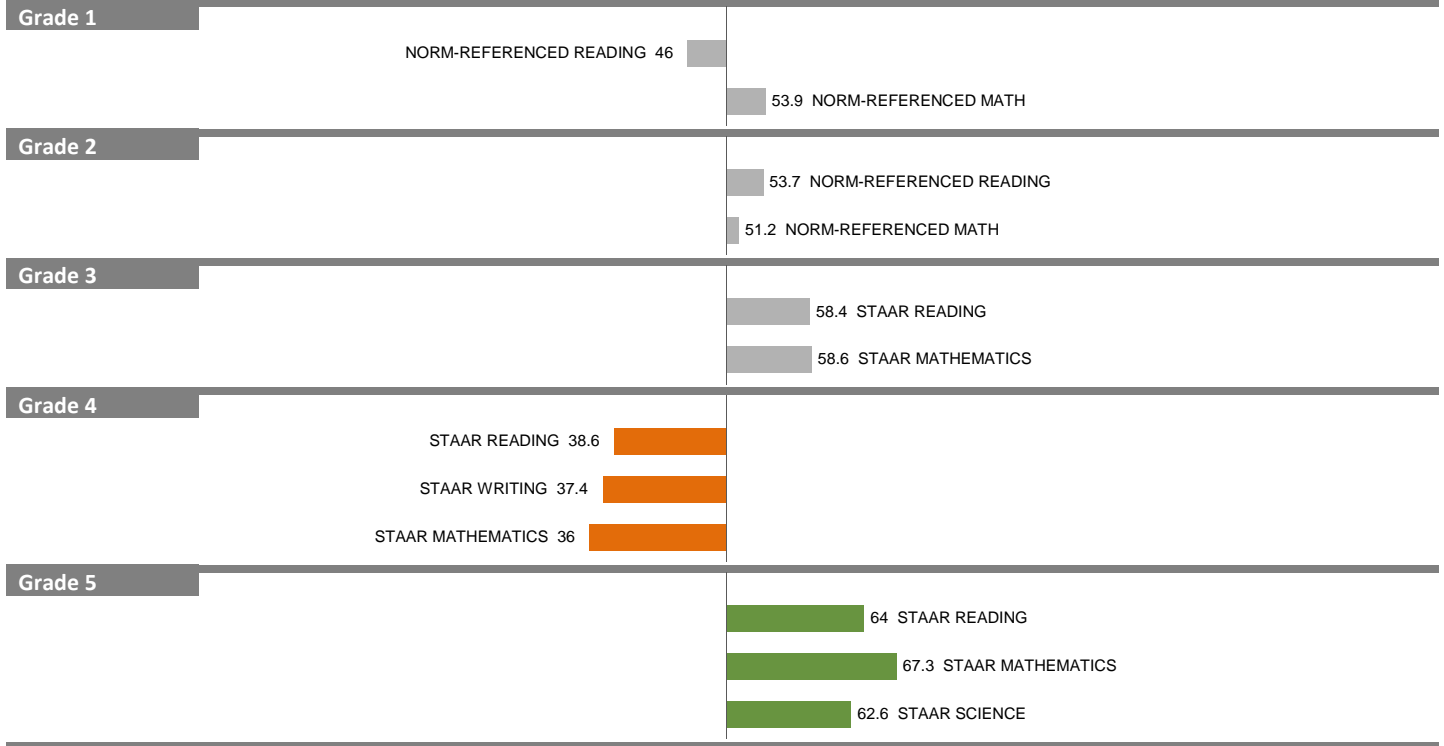
NOTES: "Overall SEI" has an average of 50 and standard deviation of 5; the range for an "average" overall SEI is 45 to 55. Component SEIs (i.e., "Grade 5 STAAR READING" or "PSAT WRITING") each have an average of 50 and standard deviation of 10. The range for an "average" component SEI is 40 to 60. Component SEIs are computed only if at least eight students are included.

2011-12 School Effectiveness Index (SEI) Analysis

219-ADELLE TURNER

Overall SEI: 51.8

2012-13 DIVISION 1

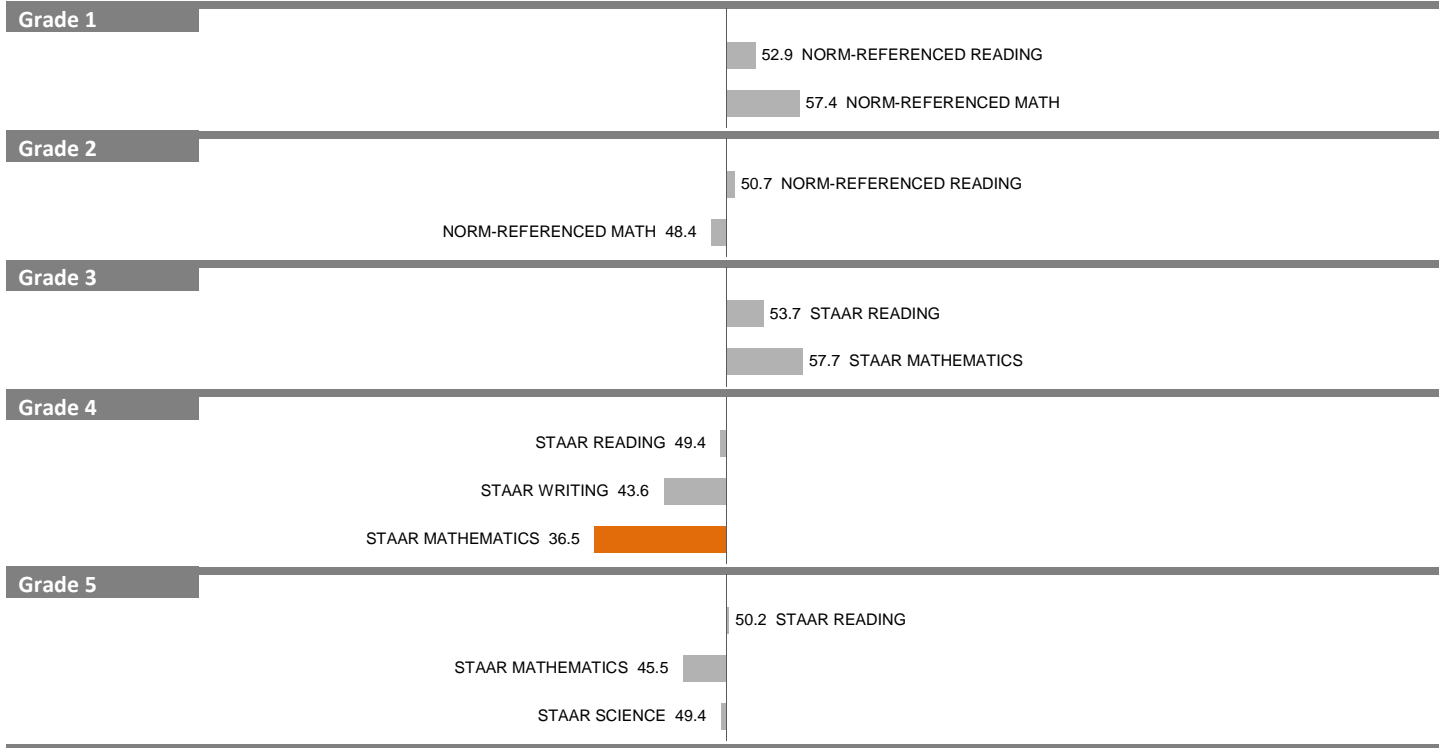


NOTES: "Overall SEI" has an average of 50 and standard deviation of 5; the range for an "average" overall SEI is 45 to 55. Component SEIs (i.e., "Grade 5 STAAR READING" or "PSAT WRITING") each have an average of 50 and standard deviation of 10. The range for an "average" component SEI is 40 to 60. Component SEIs are computed only if at least eight students are included.

2011-12 School Effectiveness Index (SEI) Analysis

220-MARK TWAIN
2012-13 DIVISION 1

Overall SEI: 49.0

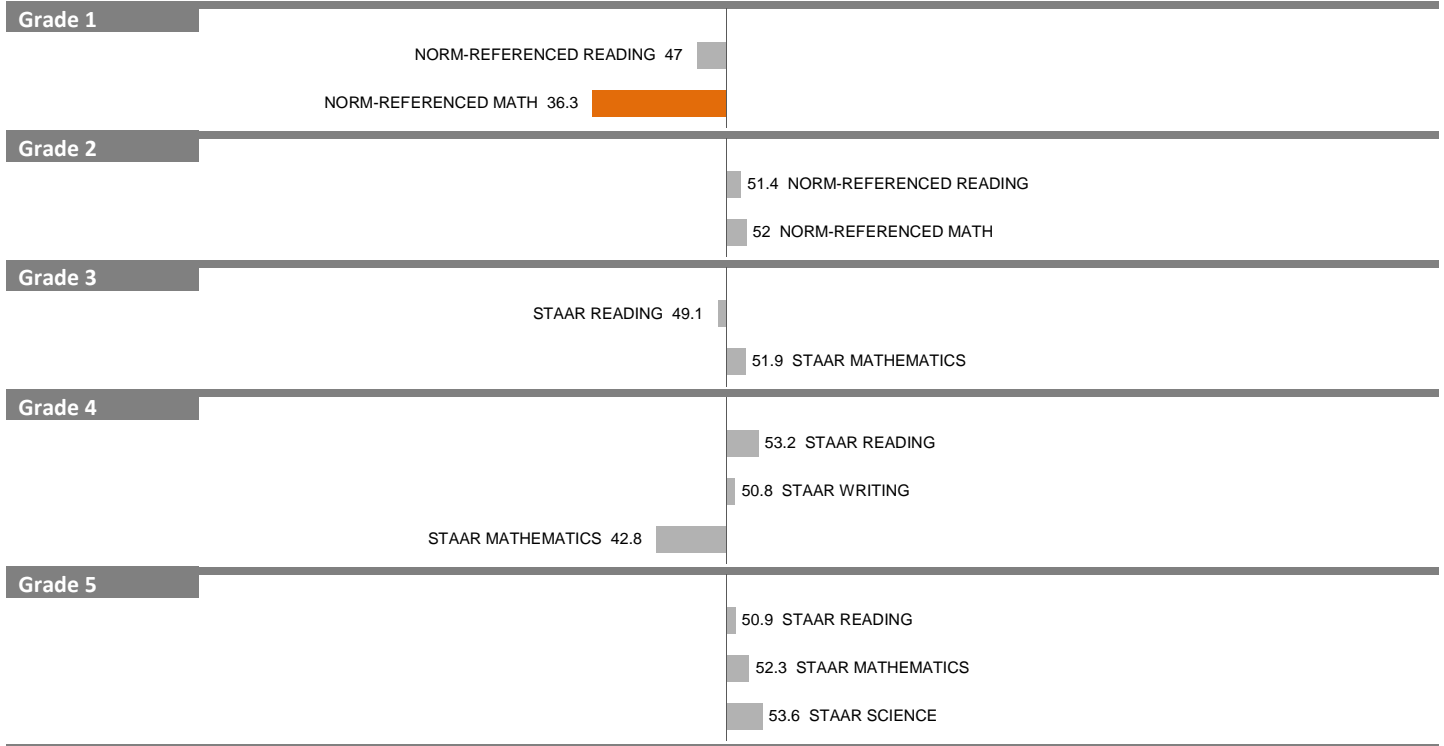


NOTES: "Overall SEI" has an average of 50 and standard deviation of 5; the range for an "average" overall SEI is 45 to 55. Component SEIs (i.e., "Grade 5 STAAR READING" or "PSAT WRITING") each have an average of 50 and standard deviation of 10. The range for an "average" component SEI is 40 to 60. Component SEIs are computed only if at least eight students are included.

2011-12 School Effectiveness Index (SEI) Analysis

224-WALNUT HILL
2012-13 DIVISION 1

Overall SEI: 48.7



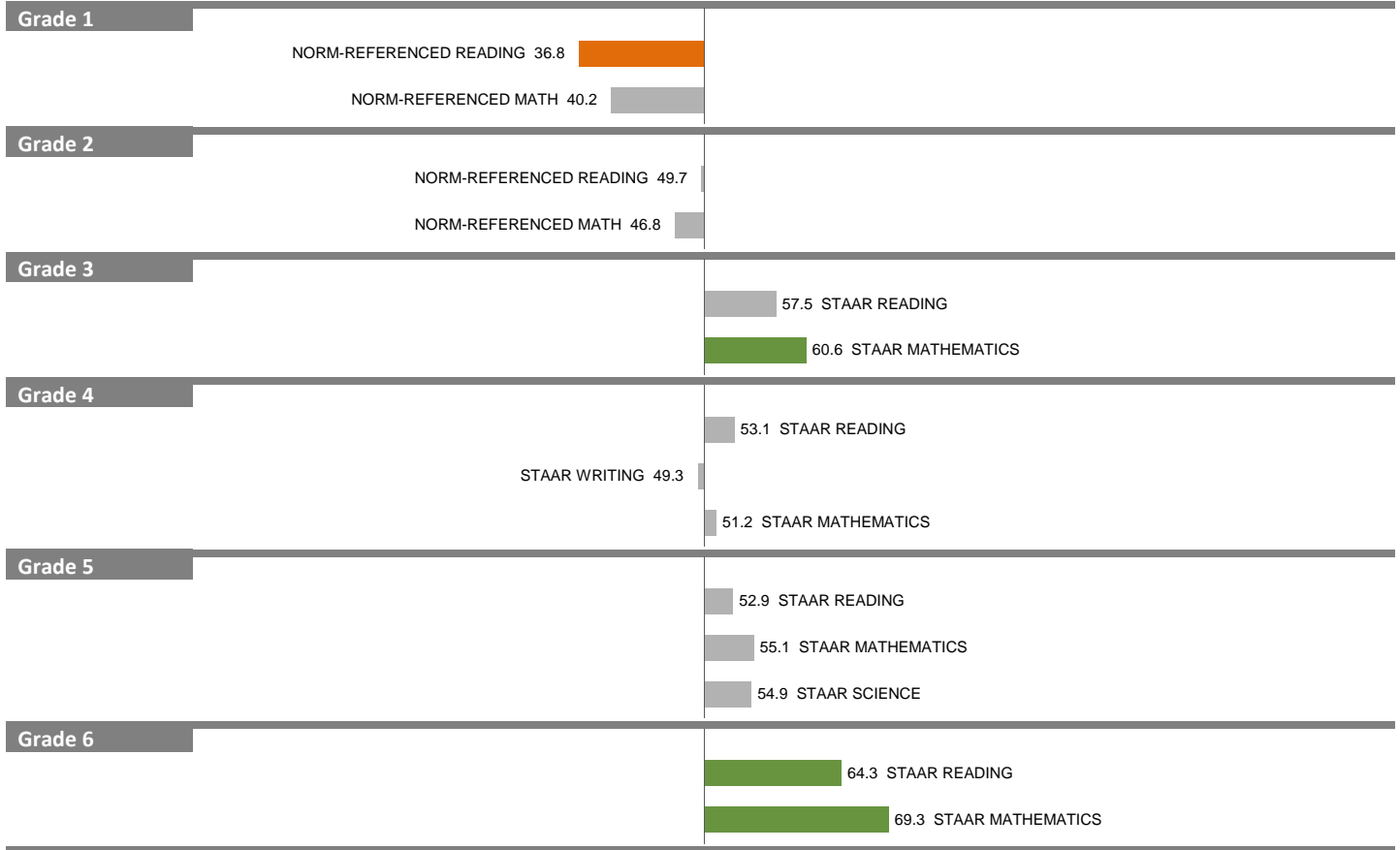
NOTES: "Overall SEI" has an average of 50 and standard deviation of 5; the range for an "average" overall SEI is 45 to 55. Component SEIs (i.e., "Grade 5 STAAR READING" or "PSAT WRITING") each have an average of 50 and standard deviation of 10. The range for an "average" component SEI is 40 to 60. Component SEIs are computed only if at least eight students are included.

2011-12 School Effectiveness Index (SEI) Analysis

225–DANIEL WEBSTER

Overall SEI: 52.5

2012-13 DIVISION 1



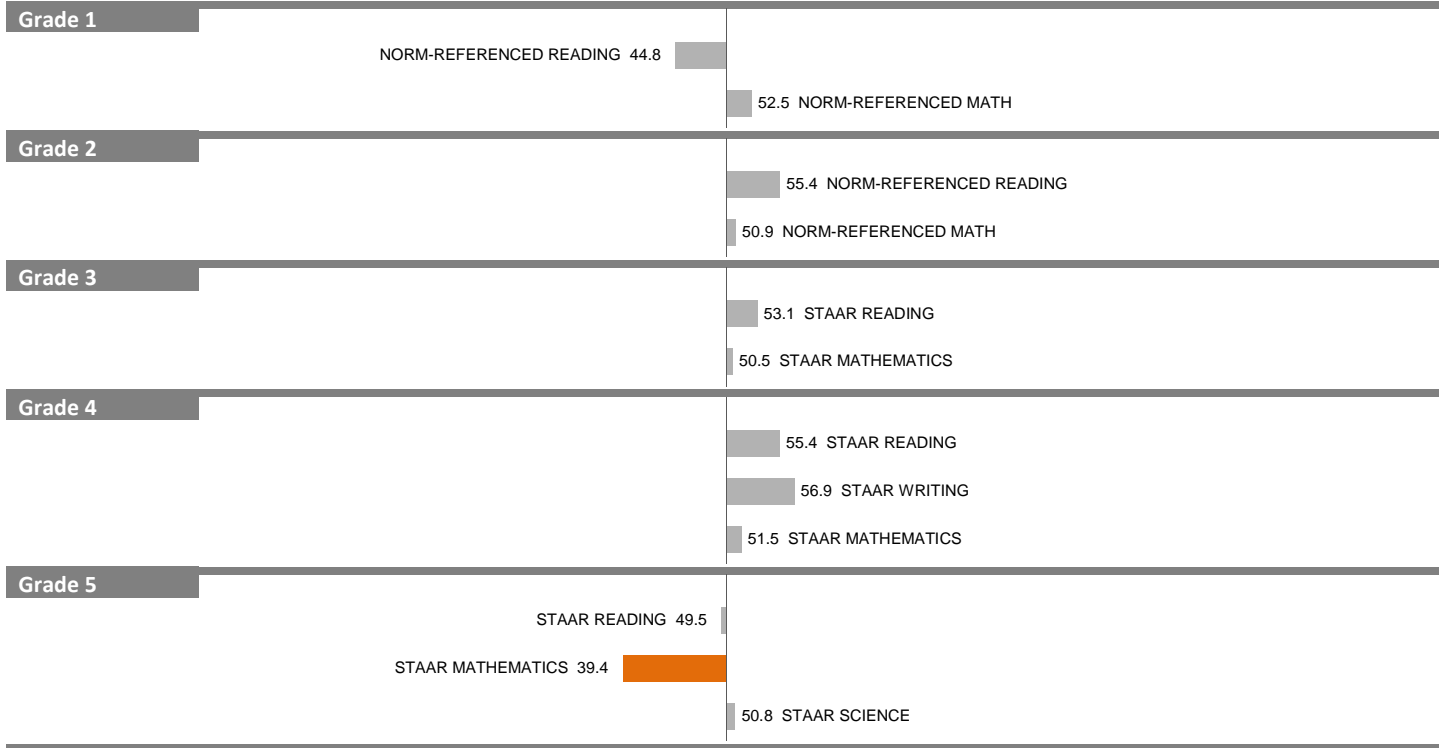
NOTES: "Overall SEI" has an average of 50 and standard deviation of 5; the range for an "average" overall SEI is 45 to 55. Component SEIs (i.e., "Grade 5 STAAR READING" or "PSAT WRITING") each have an average of 50 and standard deviation of 10. The range for an "average" component SEI is 40 to 60. Component SEIs are computed only if at least eight students are included.

2011-12 School Effectiveness Index (SEI) Analysis

226–MARTIN WEISS

Overall SEI: 50.3

2012-13 DIVISION 1



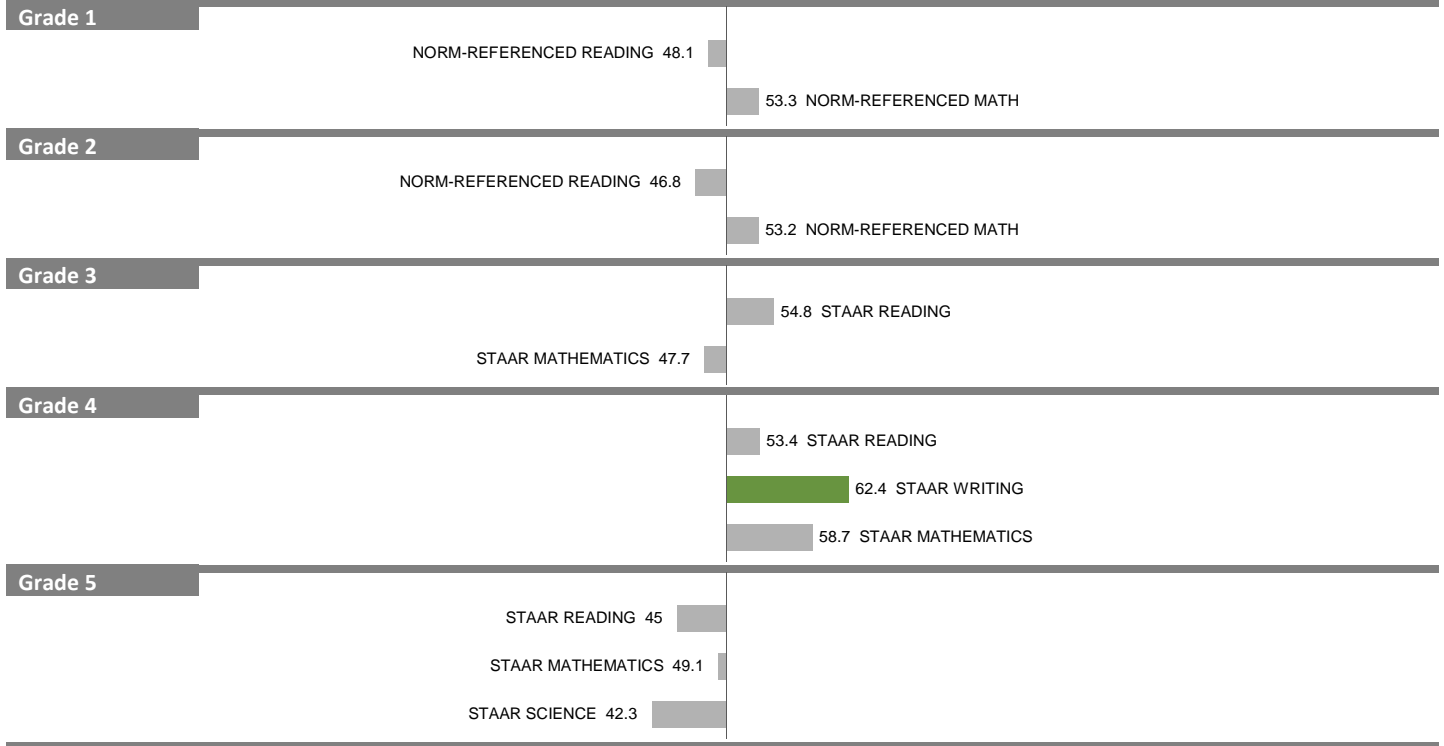
NOTES: "Overall SEI" has an average of 50 and standard deviation of 5; the range for an "average" overall SEI is 45 to 55. Component SEIs (i.e., "Grade 5 STAAR READING" or "PSAT WRITING") each have an average of 50 and standard deviation of 10. The range for an "average" component SEI is 40 to 60. Component SEIs are computed only if at least eight students are included.

2011-12 School Effectiveness Index (SEI) Analysis

228–SUDIE L. WILLIAMS

Overall SEI: 50.7

2012-13 DIVISION 1

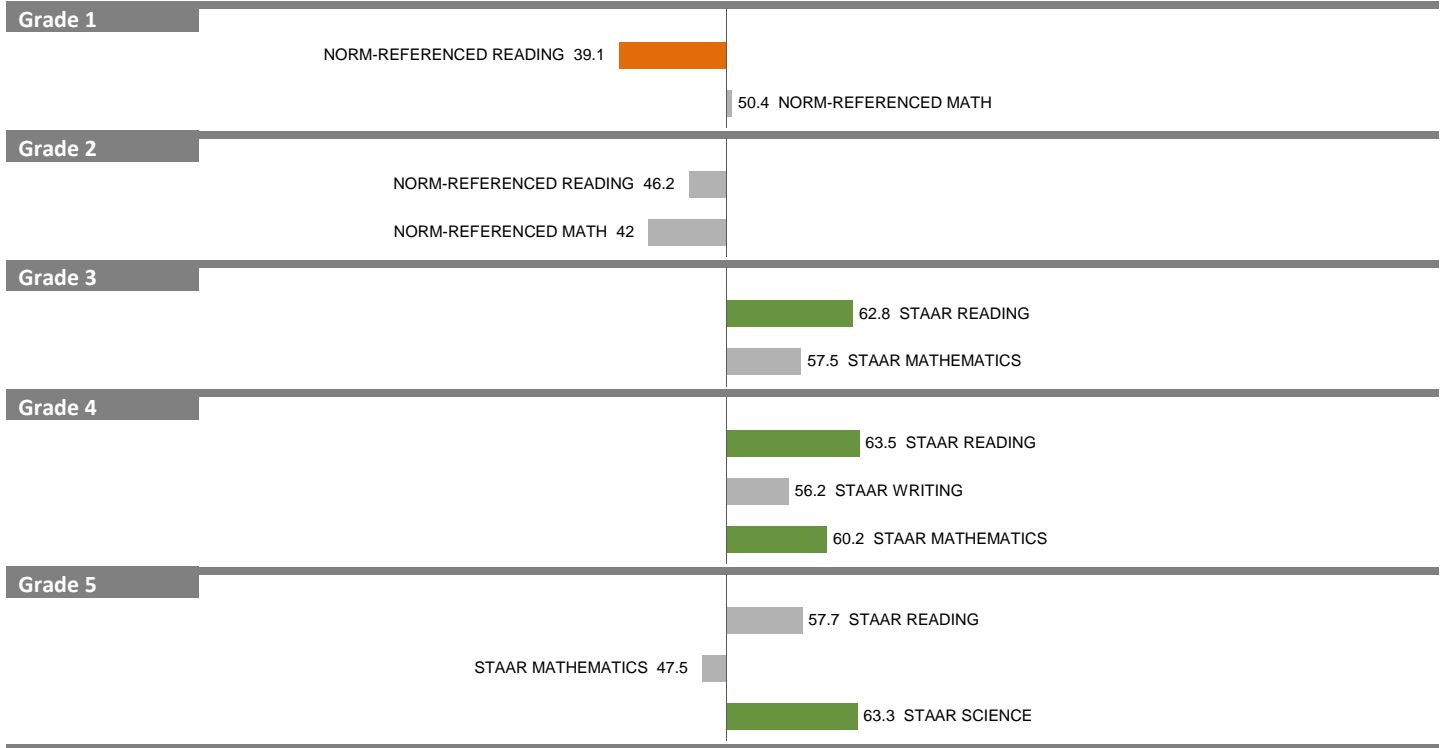


NOTES: "Overall SEI" has an average of 50 and standard deviation of 5; the range for an "average" overall SEI is 45 to 55. Component SEIs (i.e., "Grade 5 STAAR READING" or "PSAT WRITING") each have an average of 50 and standard deviation of 10. The range for an "average" component SEI is 40 to 60. Component SEIs are computed only if at least eight students are included.

2011-12 School Effectiveness Index (SEI) Analysis

229-WINNETKA
2012-13 DIVISION 1

Overall SEI: 53.4



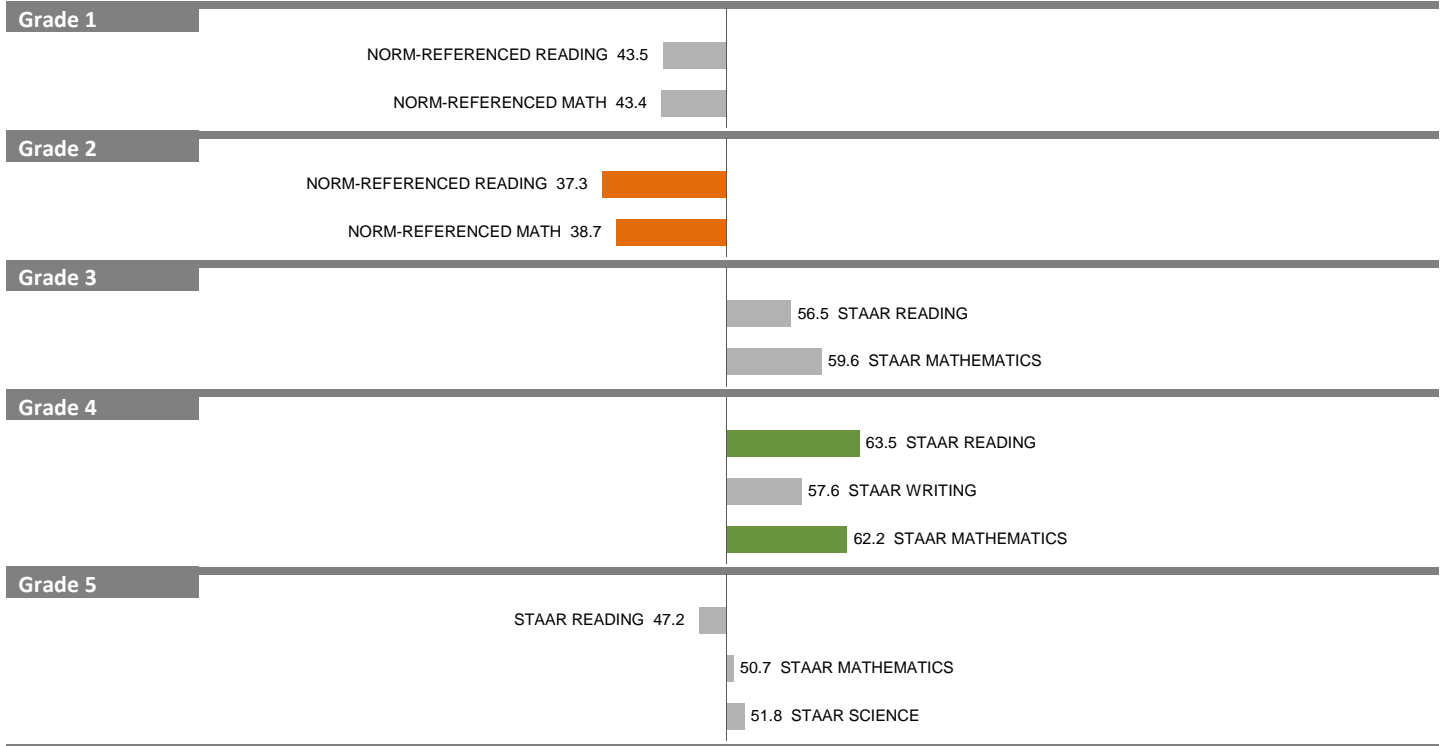
NOTES: "Overall SEI" has an average of 50 and standard deviation of 5; the range for an "average" overall SEI is 45 to 55. Component SEIs (i.e., "Grade 5 STAAR READING" or "PSAT WRITING") each have an average of 50 and standard deviation of 10. The range for an "average" component SEI is 40 to 60. Component SEIs are computed only if at least eight students are included.

2011-12 School Effectiveness Index (SEI) Analysis

235–BIRDIE ALEXANDER

Overall SEI: 50.5

2012-13 DIVISION 1



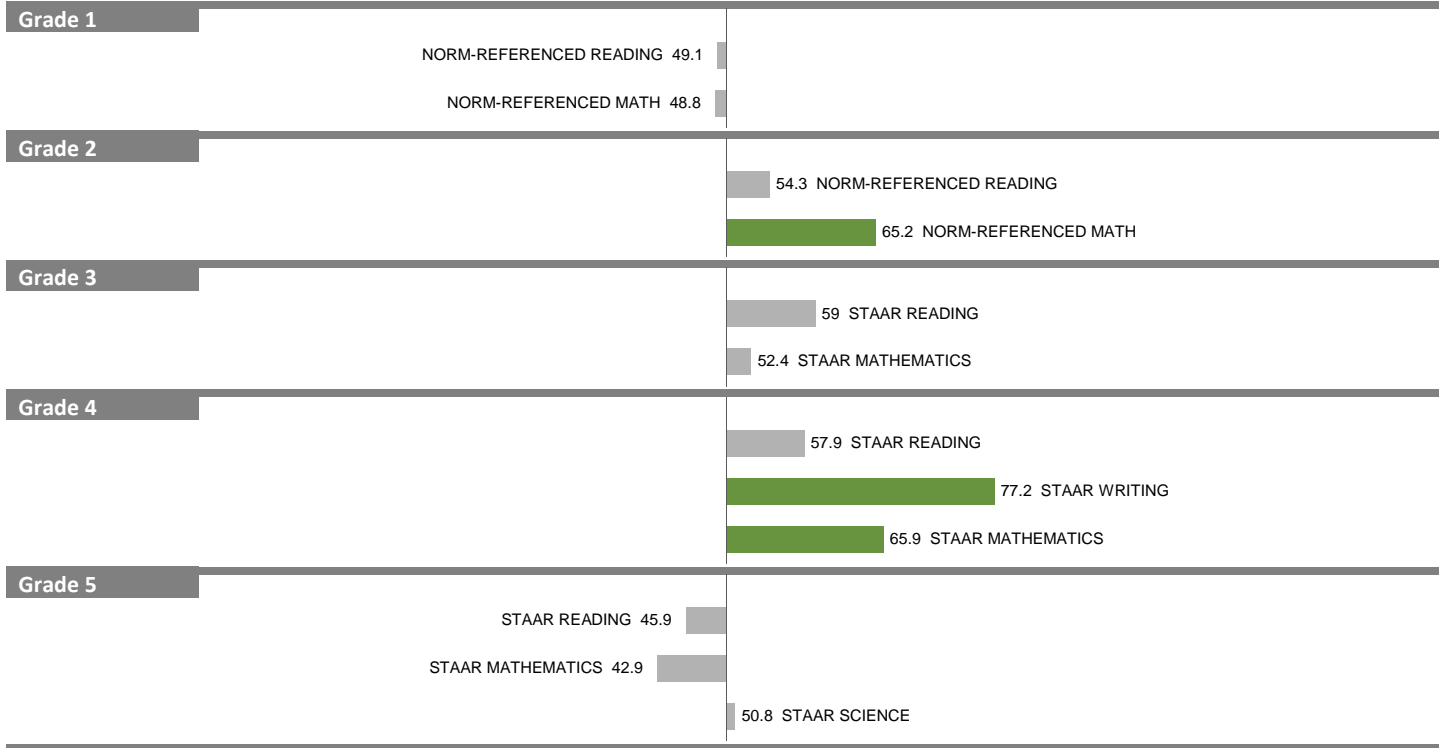
NOTES: "Overall SEI" has an average of 50 and standard deviation of 5; the range for an "average" overall SEI is 45 to 55. Component SEIs (i.e., "Grade 5 STAAR READING" or "PSAT WRITING") each have an average of 50 and standard deviation of 10. The range for an "average" component SEI is 40 to 60. Component SEIs are computed only if at least eight students are included.

2011-12 School Effectiveness Index (SEI) Analysis

264-RONALD MCNAIR

Overall SEI: 55.4

2012-13 DIVISION 1



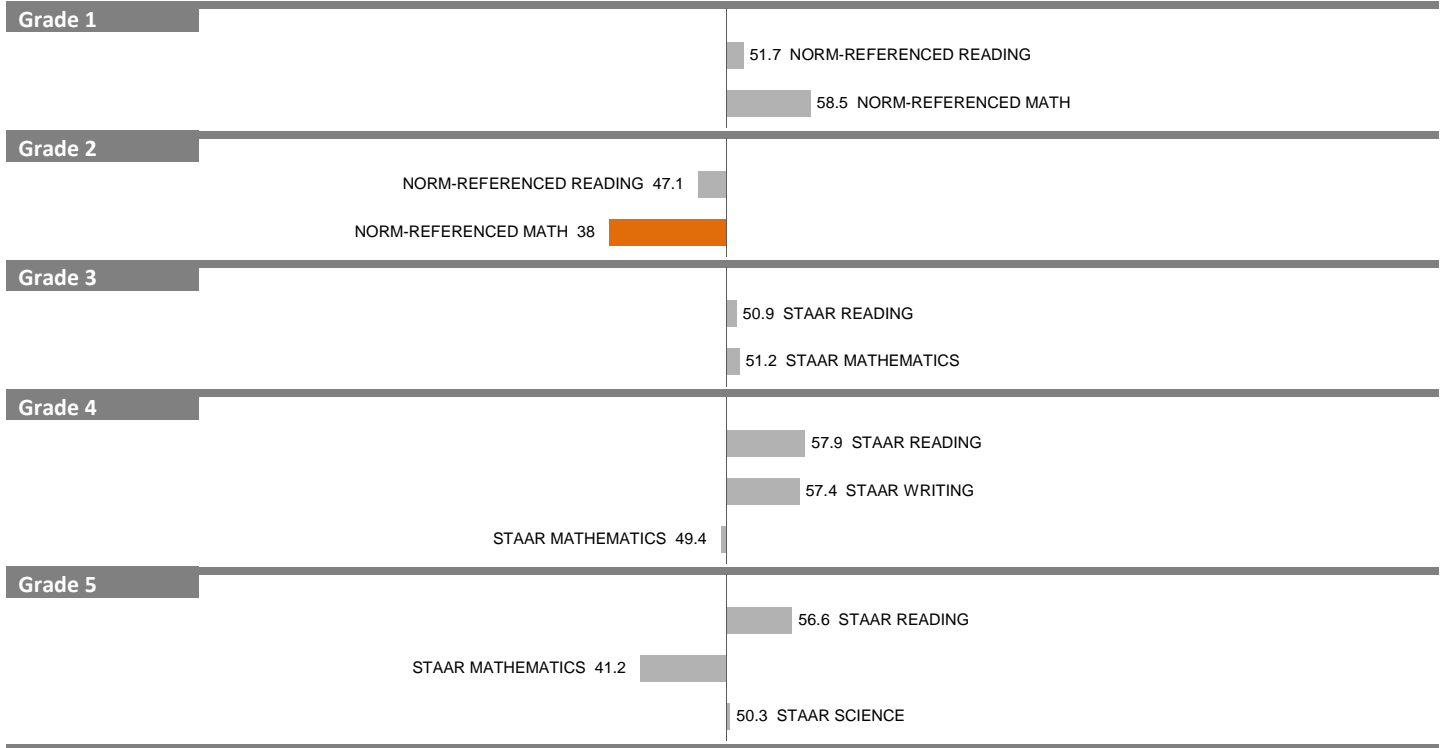
NOTES: "Overall SEI" has an average of 50 and standard deviation of 5; the range for an "average" overall SEI is 45 to 55. Component SEIs (i.e., "Grade 5 STAAR READING" or "PSAT WRITING") each have an average of 50 and standard deviation of 10. The range for an "average" component SEI is 40 to 60. Component SEIs are computed only if at least eight students are included.

2011-12 School Effectiveness Index (SEI) Analysis

271–JULIAN T. SALDIVAR

Overall SEI: 50.3

2012-13 DIVISION 1



NOTES: "Overall SEI" has an average of 50 and standard deviation of 5; the range for an "average" overall SEI is 45 to 55. Component SEIs (i.e., "Grade 5 STAAR READING" or "PSAT WRITING") each have an average of 50 and standard deviation of 10. The range for an "average" component SEI is 40 to 60. Component SEIs are computed only if at least eight students are included.

2011-12 School Effectiveness Index (SEI) Analysis

272–MARIA MORENO

Overall SEI: 49.9

2012-13 DIVISION 1

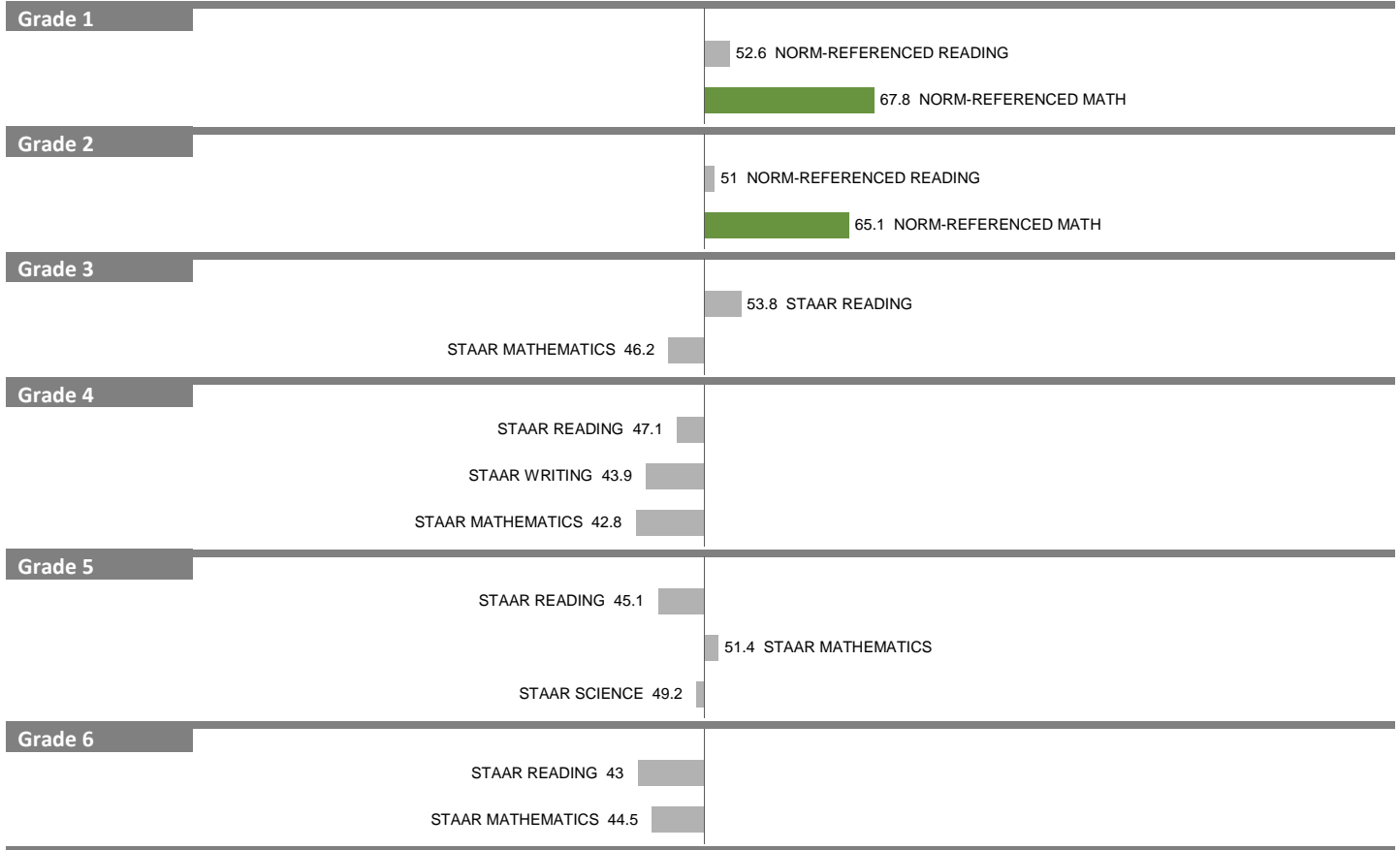


NOTES: "Overall SEI" has an average of 50 and standard deviation of 5; the range for an "average" overall SEI is 45 to 55. Component SEIs (i.e., "Grade 5 STAAR READING" or "PSAT WRITING") each have an average of 50 and standard deviation of 10. The range for an "average" component SEI is 40 to 60. Component SEIs are computed only if at least eight students are included.

2011-12 School Effectiveness Index (SEI) Analysis

275—LOUISE KAHN
2012-13 DIVISION 1

Overall SEI: 49.7



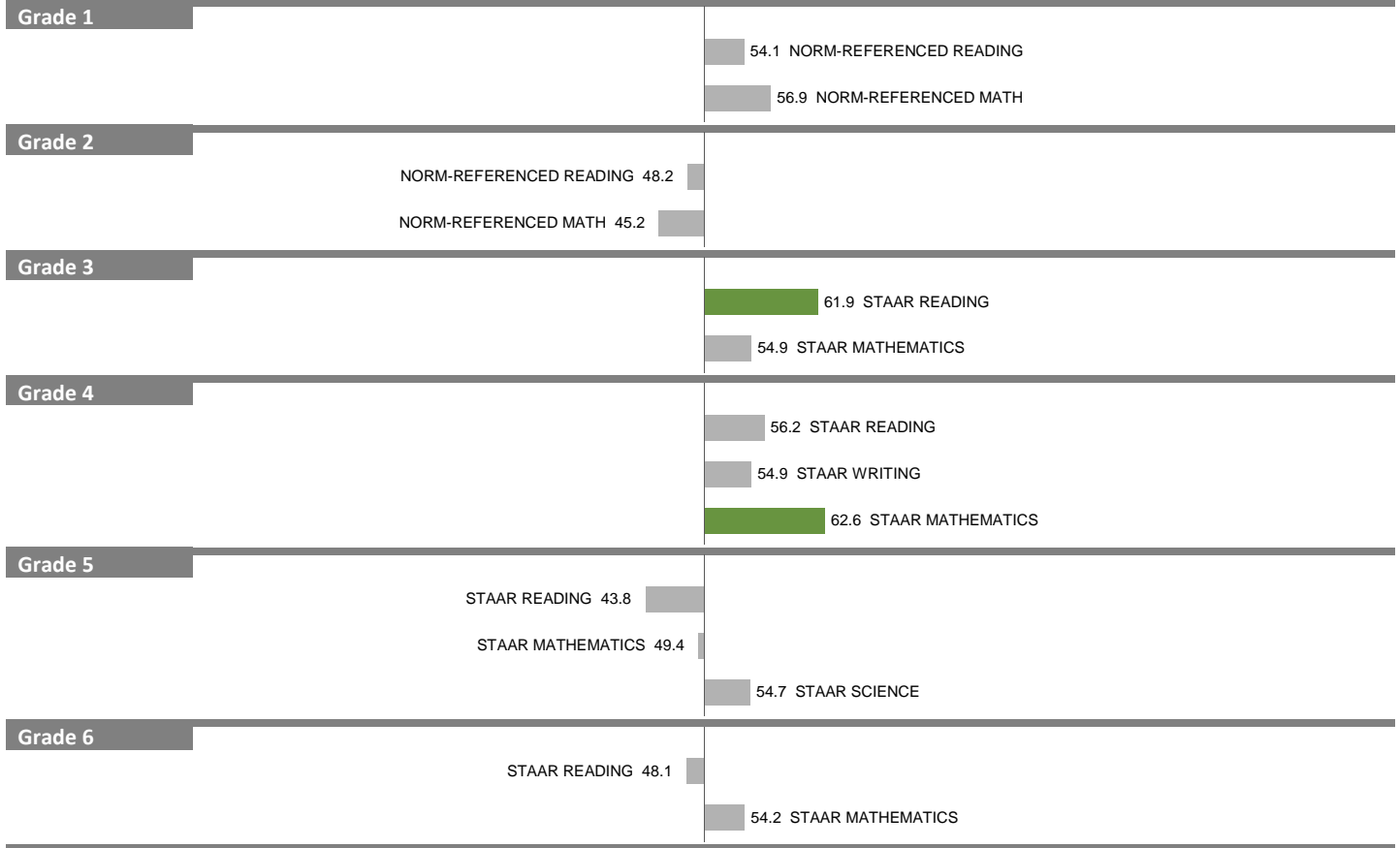
NOTES: "Overall SEI" has an average of 50 and standard deviation of 5; the range for an "average" overall SEI is 45 to 55. Component SEIs (i.e., "Grade 5 STAAR READING" or "PSAT WRITING") each have an average of 50 and standard deviation of 10. The range for an "average" component SEI is 40 to 60. Component SEIs are computed only if at least eight students are included.

2011-12 School Effectiveness Index (SEI) Analysis

277–THOMAS TOLBERT

Overall SEI: 52.7

2012-13 DIVISION 1



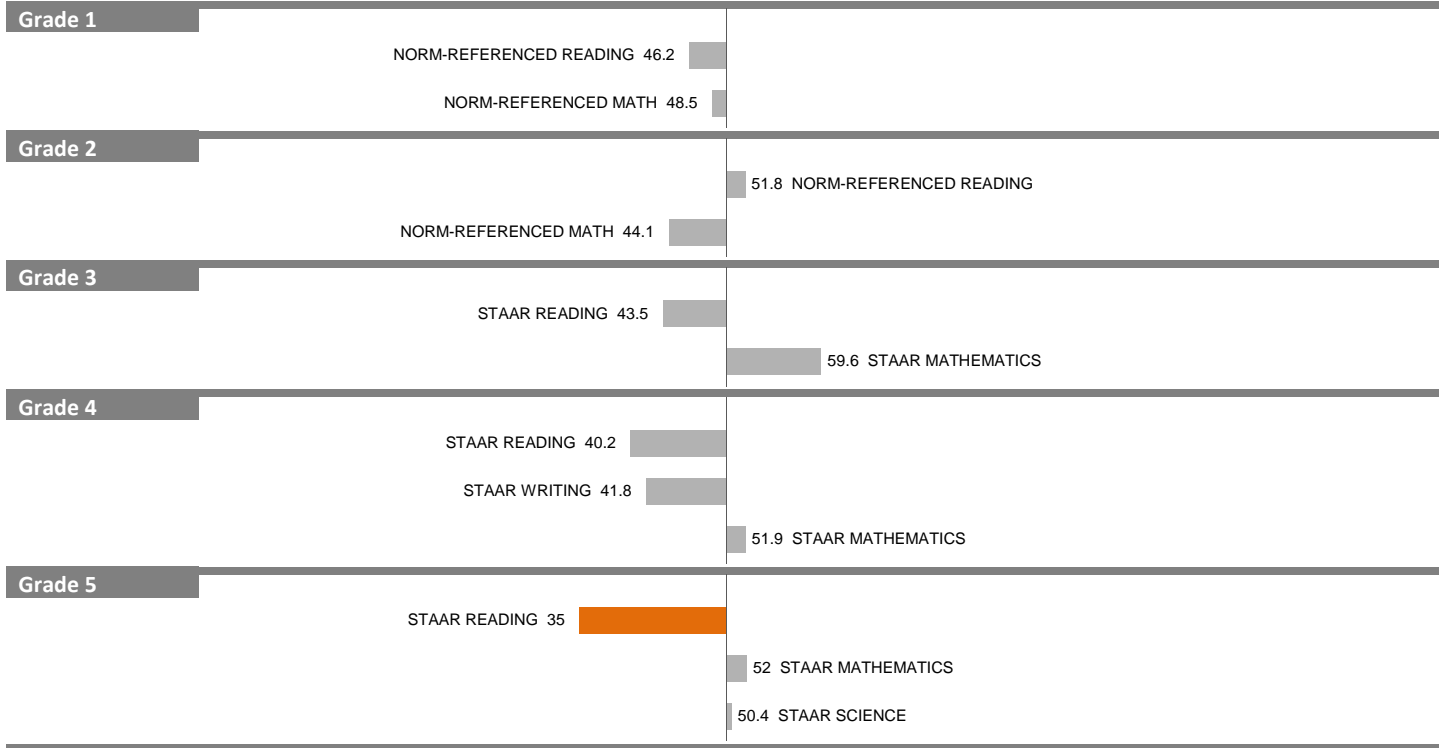
NOTES: "Overall SEI" has an average of 50 and standard deviation of 5; the range for an "average" overall SEI is 45 to 55. Component SEIs (i.e., "Grade 5 STAAR READING" or "PSAT WRITING") each have an average of 50 and standard deviation of 10. The range for an "average" component SEI is 40 to 60. Component SEIs are computed only if at least eight students are included.

2011-12 School Effectiveness Index (SEI) Analysis

278--LEONIDES GONZALEZ CIGARROA

Overall SEI: 46.4

2012-13 DIVISION 1



NOTES: "Overall SEI" has an average of 50 and standard deviation of 5; the range for an "average" overall SEI is 45 to 55. Component SEIs (i.e., "Grade 5 STAAR READING" or "PSAT WRITING") each have an average of 50 and standard deviation of 10. The range for an "average" component SEI is 40 to 60. Component SEIs are computed only if at least eight students are included.