

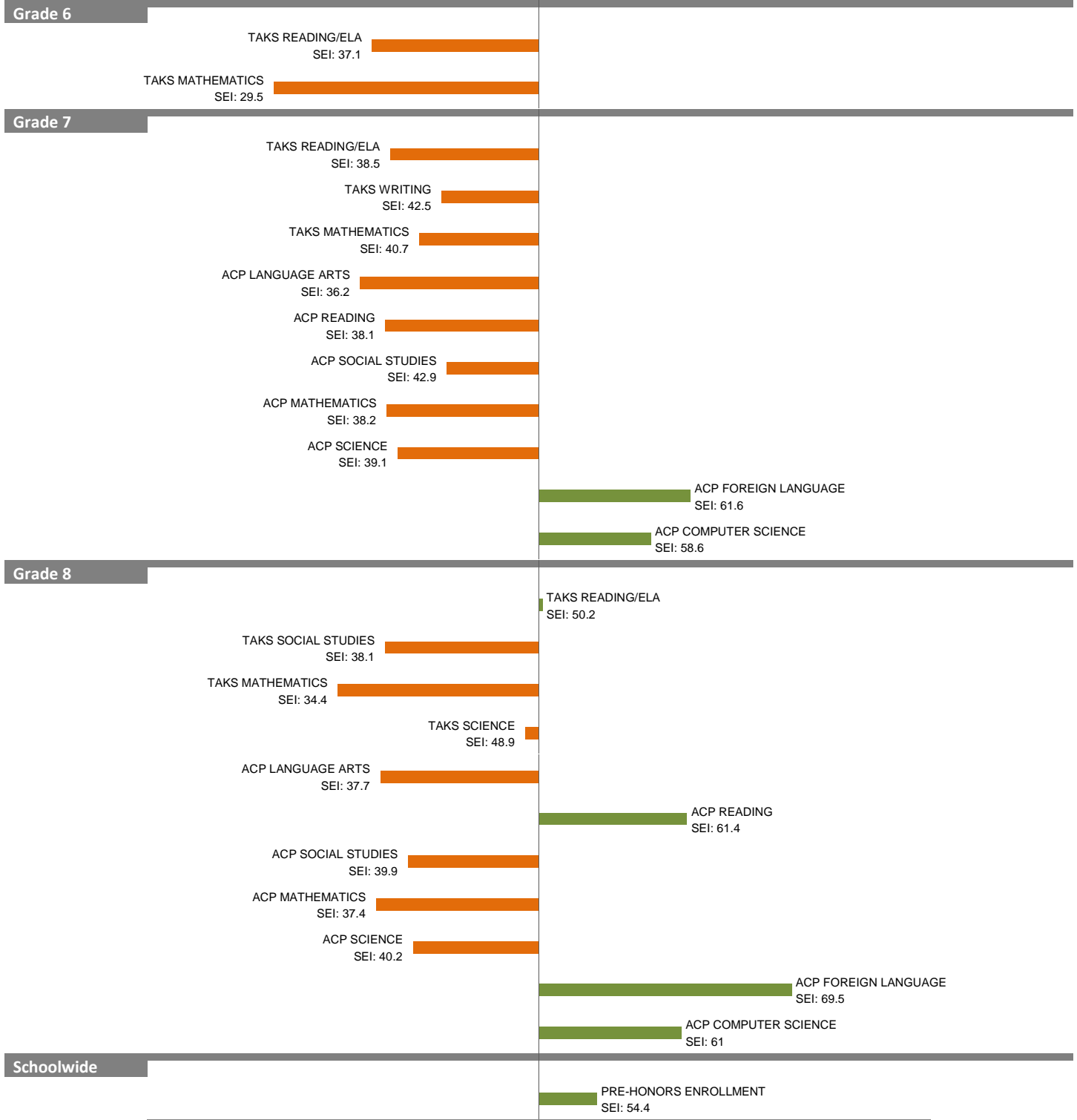
2010-11 School Effectiveness Index (SEI) Analysis

42-WILLIAM H. ATWELL

Overall SEI: 41.2

2011-12 LC: CENTRAL

AEIS Rating: Academically Acceptable



NOTES: The overall SEI has a mean of 50 and standard deviation of 5. The range for an “average” overall SEI is 47.5 to 52.5. Component SEIs (i.e., “Grade 5 TAKS READING” or “PSAT WRITING”) each have mean 50 and standard deviation 10, and they are computed only if at least eight students are eligible. The range for an “average” component SEI is 45.0 to 55.0.

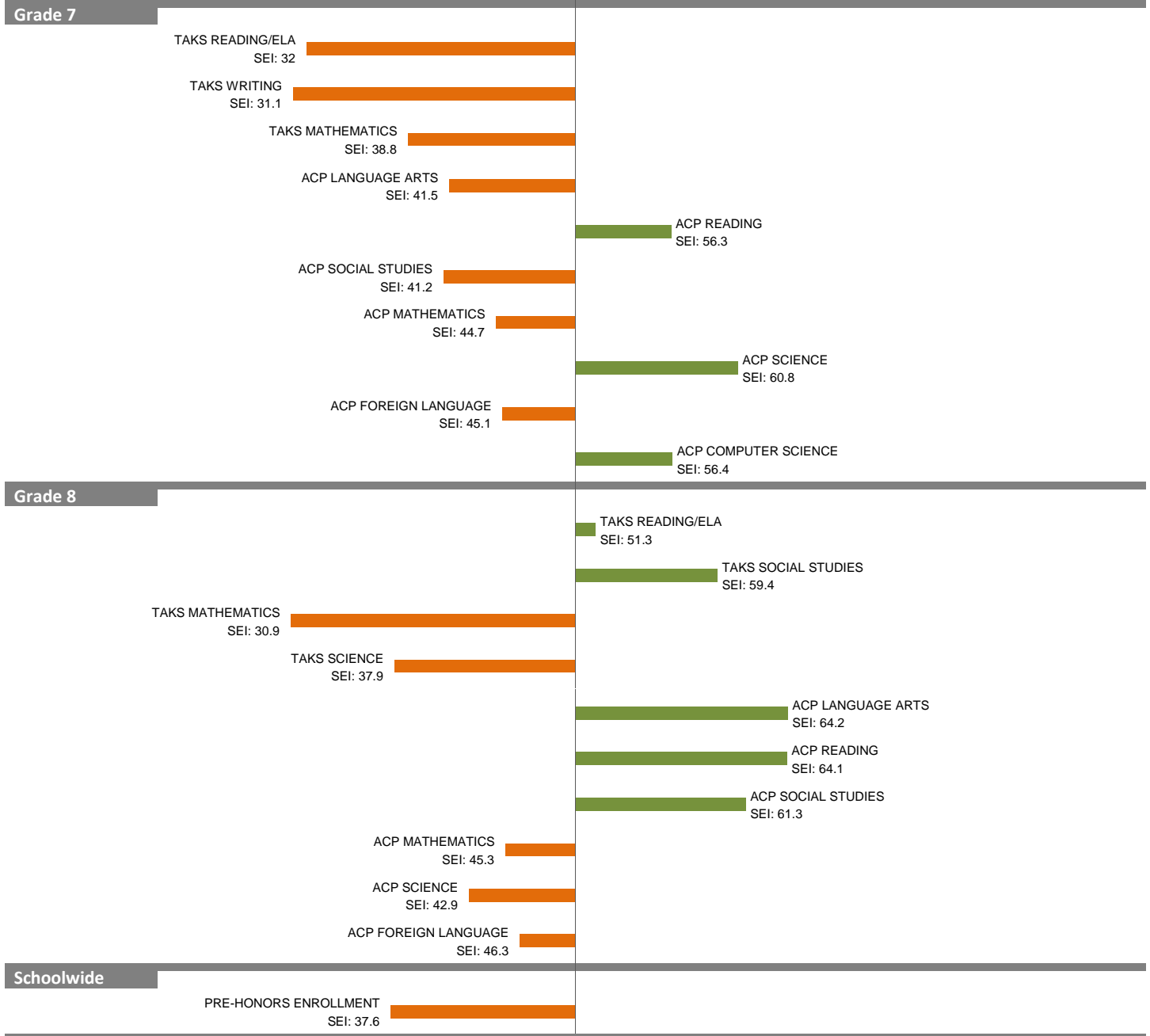
2010-11 School Effectiveness Index (SEI) Analysis

43-T. W. BROWNE

Overall SEI: 42.7

2011-12 LC: SOUTH

AEIS Rating: Academically Unacceptable



NOTES: The overall SEI has a mean of 50 and standard deviation of 5. The range for an “average” overall SEI is 47.5 to 52.5. Component SEIs (i.e., “Grade 5 TAKS READING” or “PSAT WRITING”) each have mean 50 and standard deviation 10, and they are computed only if at least eight students are eligible. The range for an “average” component SEI is 45.0 to 55.0.

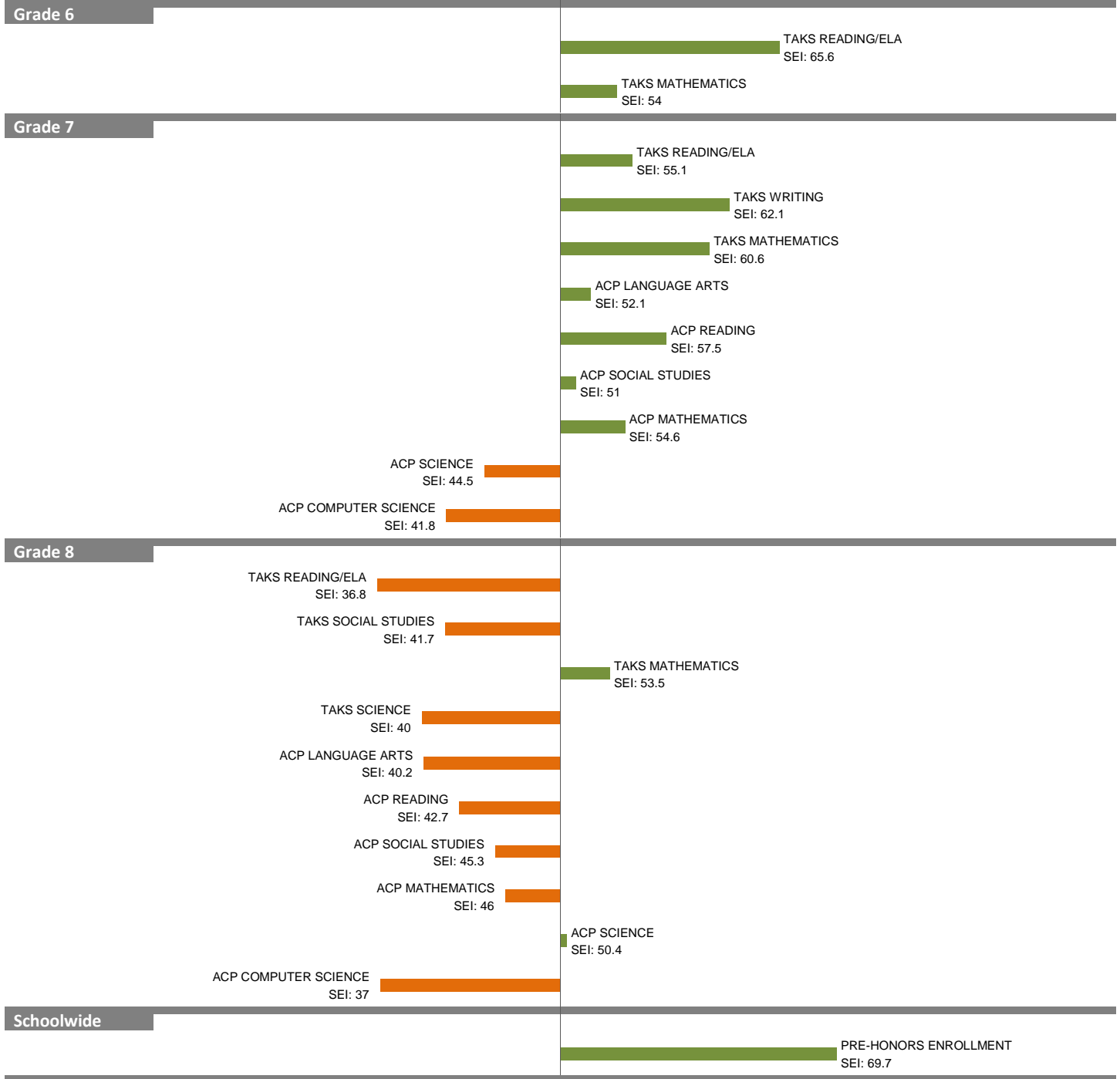
2010-11 School Effectiveness Index (SEI) Analysis

44-E. H. CARY

2011-12 LC: NORTH

Overall SEI: 50.9

AEIS Rating: Academically Unacceptable



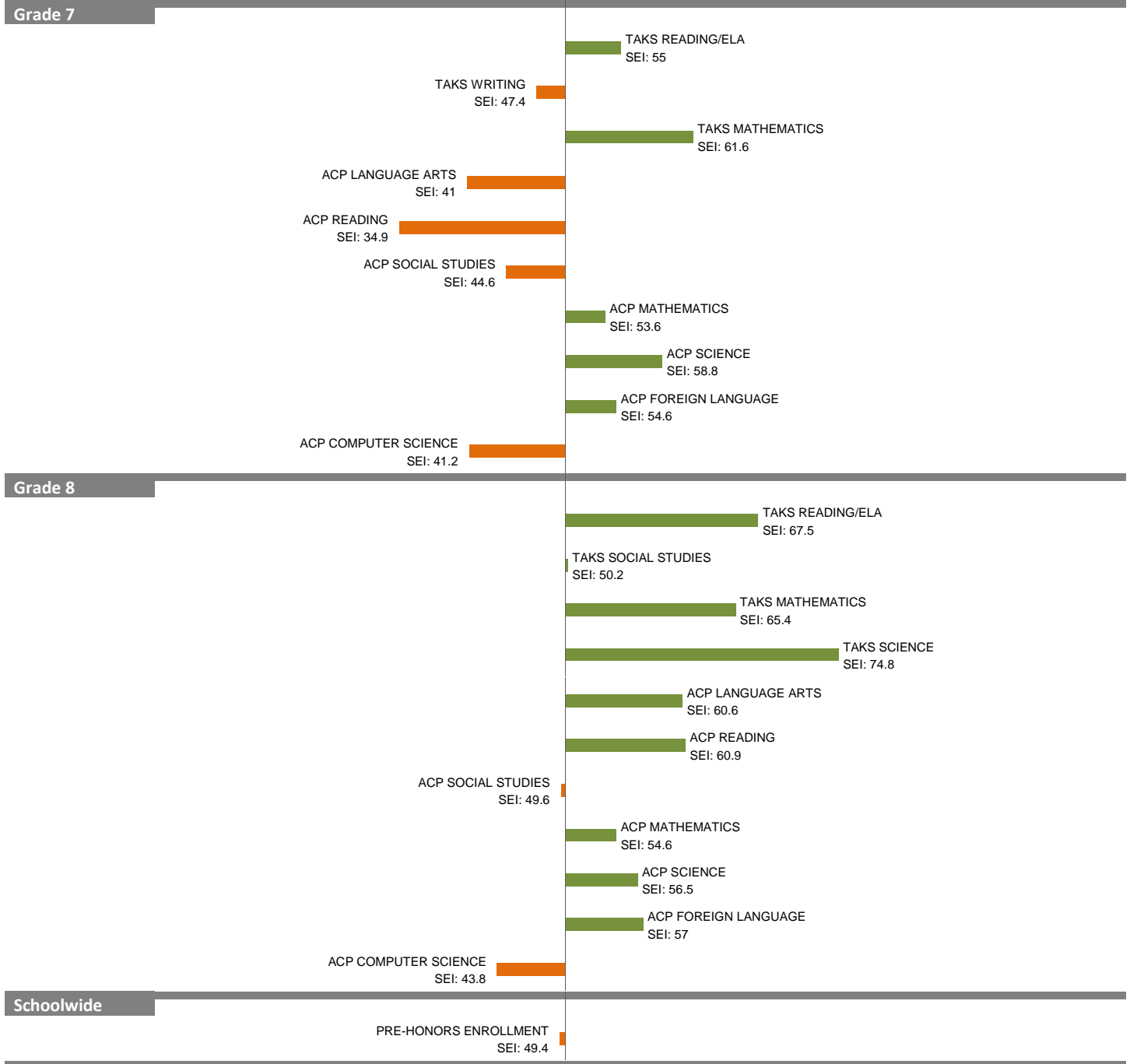
NOTES: The overall SEI has a mean of 50 and standard deviation of 5. The range for an “average” overall SEI is 47.5 to 52.5. Component SEIs (i.e., “Grade 5 TAKS READING” or “PSAT WRITING”) each have mean 50 and standard deviation 10, and they are computed only if at least eight students are eligible. The range for an “average” component SEI is 45.0 to 55.0.

2010-11 School Effectiveness Index (SEI) Analysis

45-E. B. COMSTOCK
2011-12 LC: CENTRAL

Overall SEI: 57

AEIS Rating: Academically Unacceptable



NOTES: The overall SEI has a mean of 50 and standard deviation of 5. The range for an "average" overall SEI is 47.5 to 52.5. Component SEIs (i.e., "Grade 5 TAKS READING" or "PSAT WRITING") each have mean 50 and standard deviation 10, and they are computed only if at least eight students are eligible. The range for an "average" component SEI is 45.0 to 55.0.

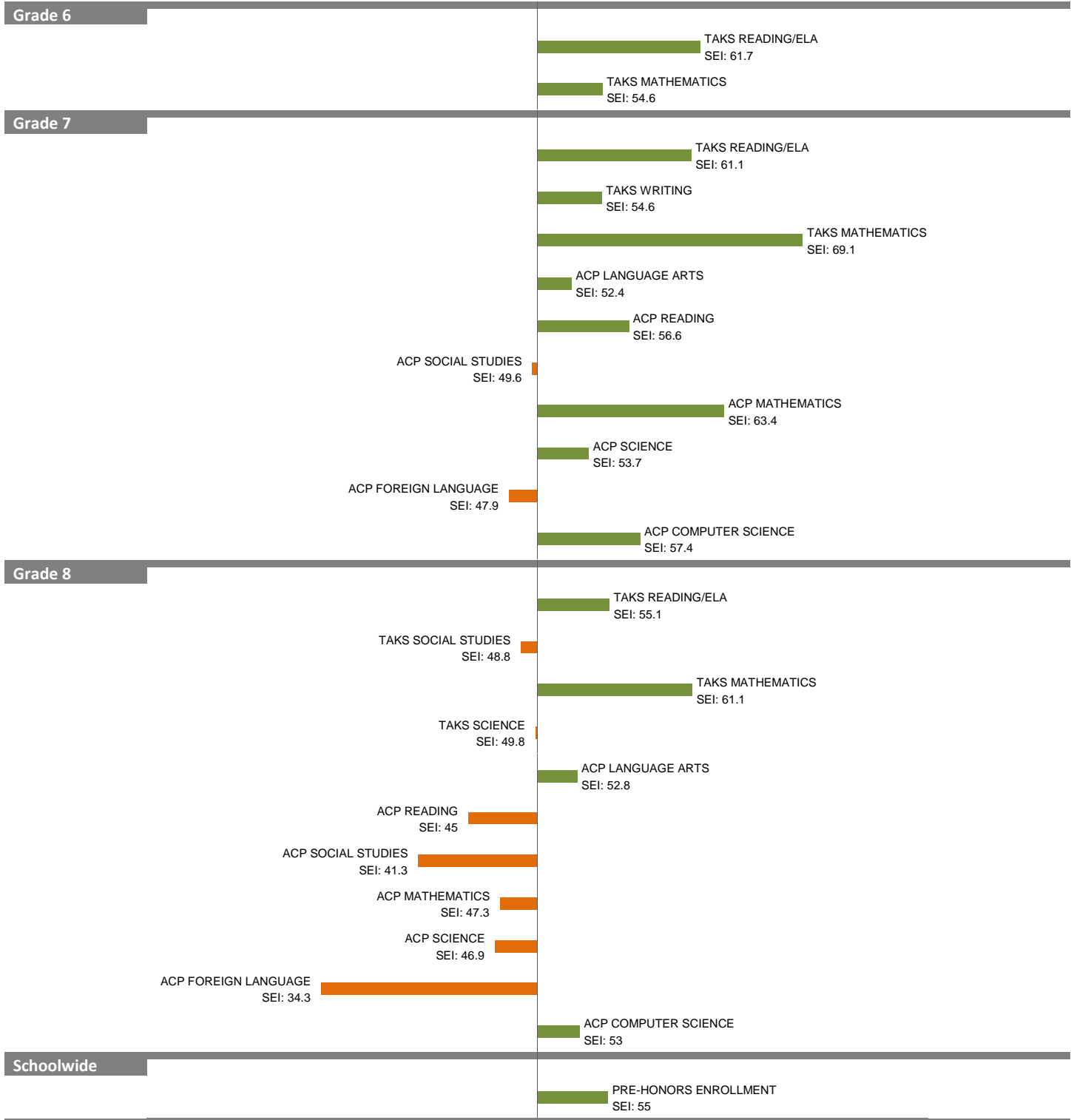
2010-11 School Effectiveness Index (SEI) Analysis

46-FRED F. FLORENCE

Overall SEI: 55.2

2011-12 LC: CENTRAL

AEIS Rating: Academically Unacceptable



NOTES: The overall SEI has a mean of 50 and standard deviation of 5. The range for an “average” overall SEI is 47.5 to 52.5. Component SEIs (i.e., “Grade 5 TAKS READING” or “PSAT WRITING”) each have mean 50 and standard deviation 10, and they are computed only if at least eight students are eligible. The range for an “average” component SEI is 45.0 to 55.0.

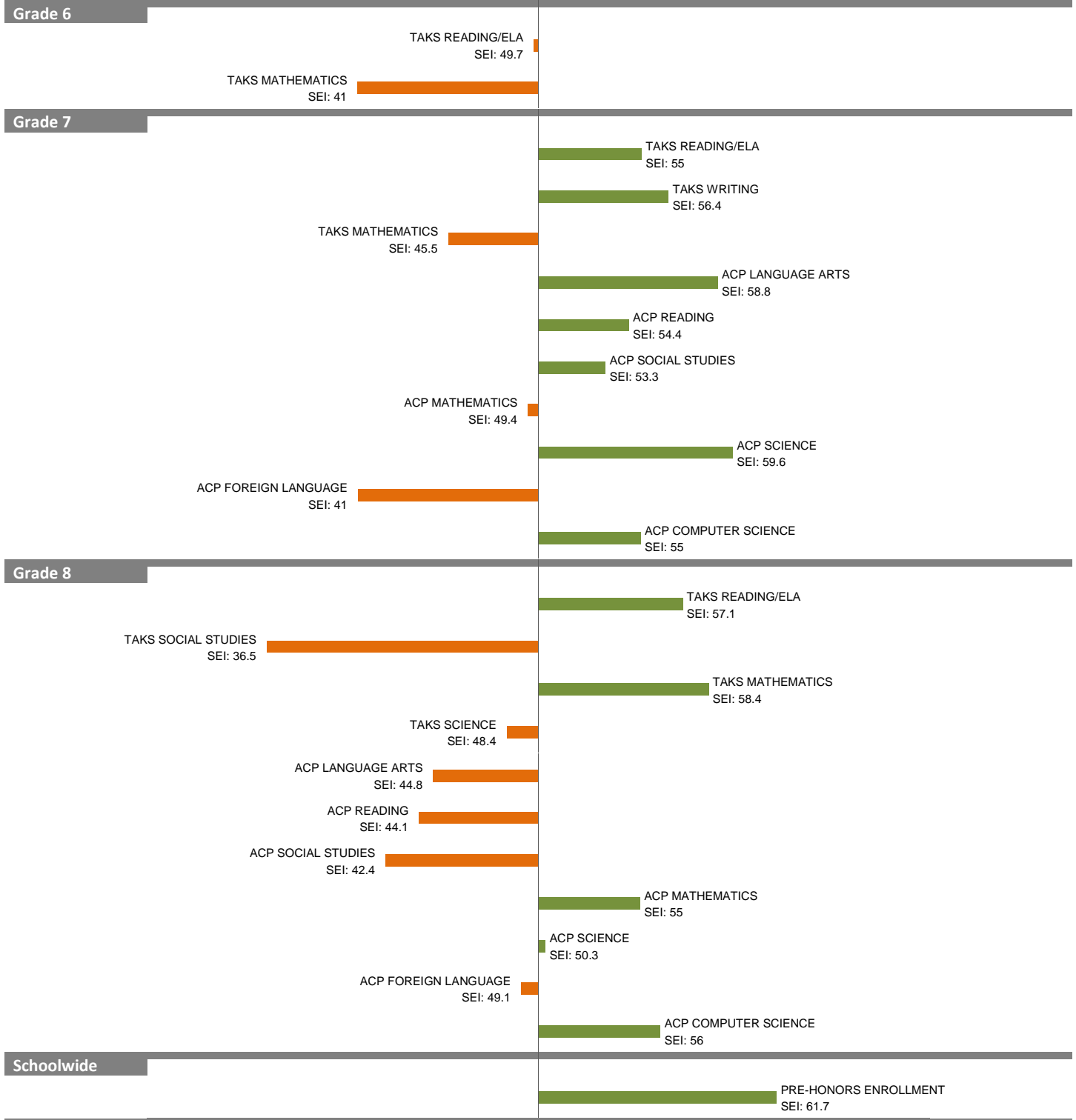
2010-11 School Effectiveness Index (SEI) Analysis

47-BENJAMIN FRANKLIN

Overall SEI: 49.9

2011-12 LC: NORTH

AEIS Rating: Academically Acceptable



NOTES: The overall SEI has a mean of 50 and standard deviation of 5. The range for an “average” overall SEI is 47.5 to 52.5. Component SEIs (i.e., “Grade 5 TAKS READING” or “PSAT WRITING”) each have mean 50 and standard deviation 10, and they are computed only if at least eight students are eligible. The range for an “average” component SEI is 45.0 to 55.0.

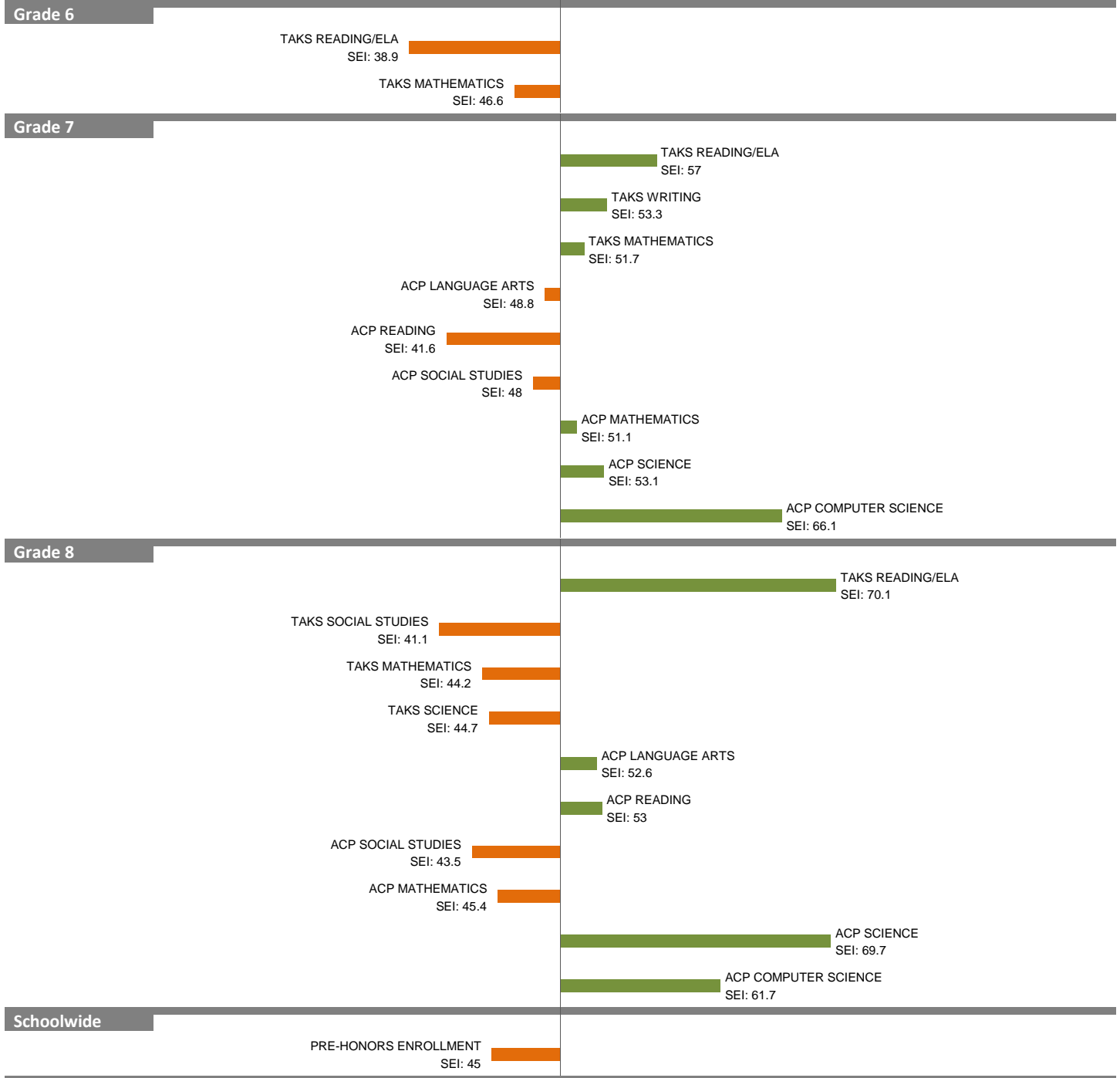
2010-11 School Effectiveness Index (SEI) Analysis

48-W. H. GASTON

Overall SEI: 50

2011-12 LC: NORTH

AEIS Rating: Academically Acceptable

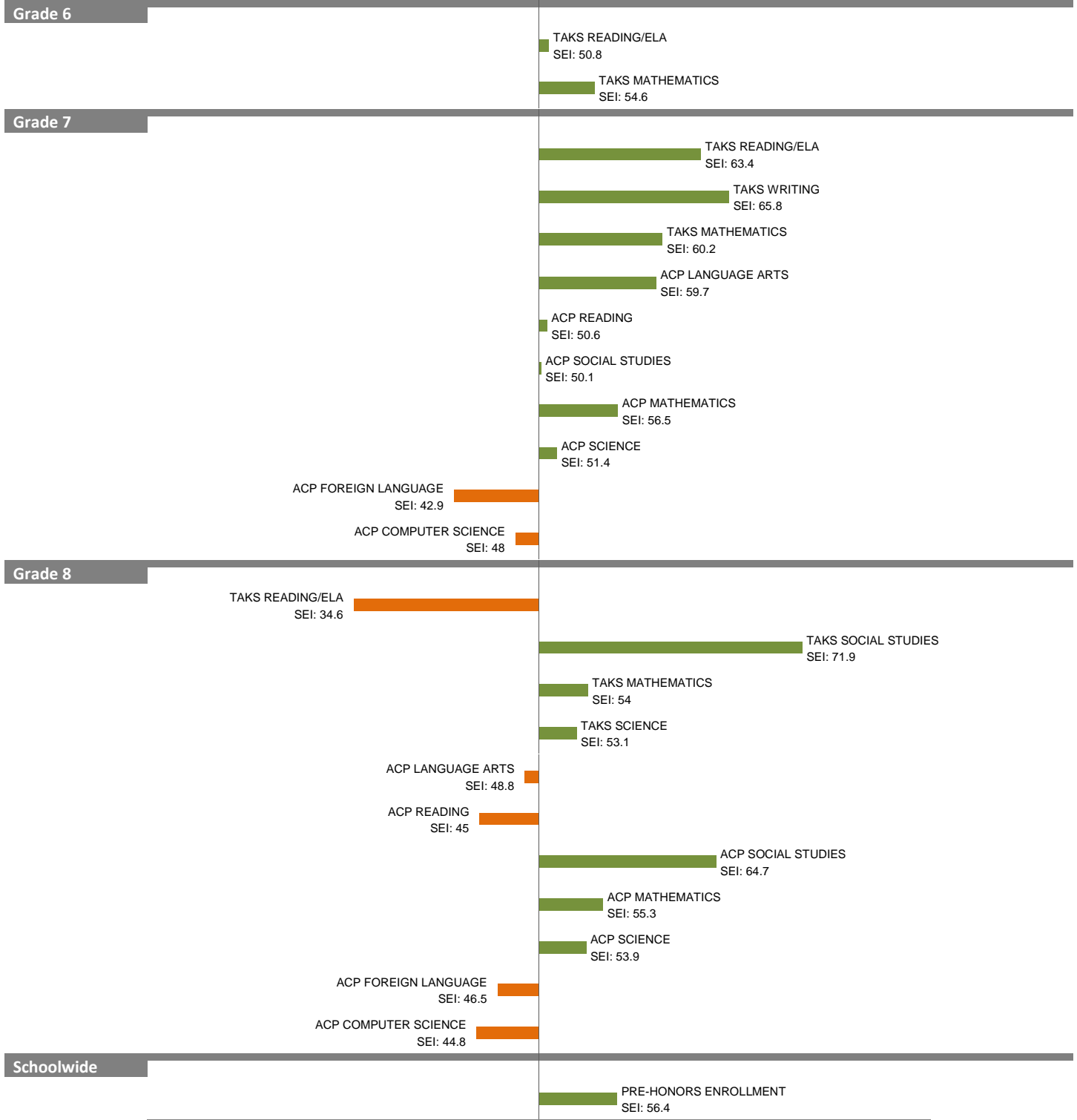


NOTES: The overall SEI has a mean of 50 and standard deviation of 5. The range for an “average” overall SEI is 47.5 to 52.5. Component SEIs (i.e., “Grade 5 TAKS READING” or “PSAT WRITING”) each have mean 50 and standard deviation 10, and they are computed only if at least eight students are eligible. The range for an “average” component SEI is 45.0 to 55.0.

2010-11 School Effectiveness Index (SEI) Analysis

49-W. E. GREINER
2011-12 LC: SOUTH

Overall SEI: 55
AEIS Rating: Recognized



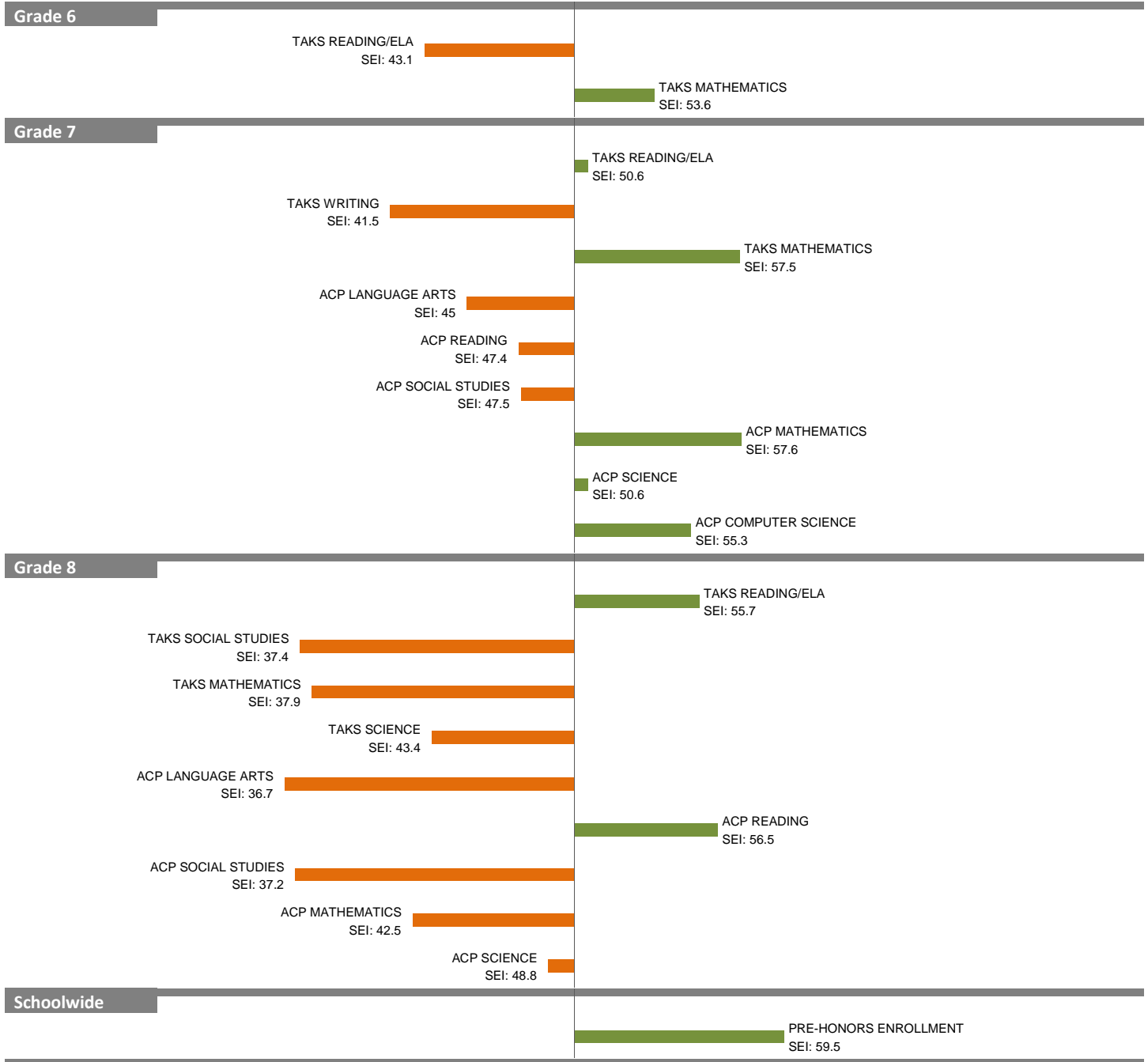
NOTES: The overall SEI has a mean of 50 and standard deviation of 5. The range for an “average” overall SEI is 47.5 to 52.5. Component SEIs (i.e., “Grade 5 TAKS READING” or “PSAT WRITING”) each have mean 50 and standard deviation 10, and they are computed only if at least eight students are eligible. The range for an “average” component SEI is 45.0 to 55.0.

2010-11 School Effectiveness Index (SEI) Analysis

50-ROBERT T. HILL
2011-12 LC: NORTH

Overall SEI: 46.5

AEIS Rating: Academically Acceptable



NOTES: The overall SEI has a mean of 50 and standard deviation of 5. The range for an "average" overall SEI is 47.5 to 52.5. Component SEIs (i.e., "Grade 5 TAKS READING" or "PSAT WRITING") each have mean 50 and standard deviation 10, and they are computed only if at least eight students are eligible. The range for an "average" component SEI is 45.0 to 55.0.

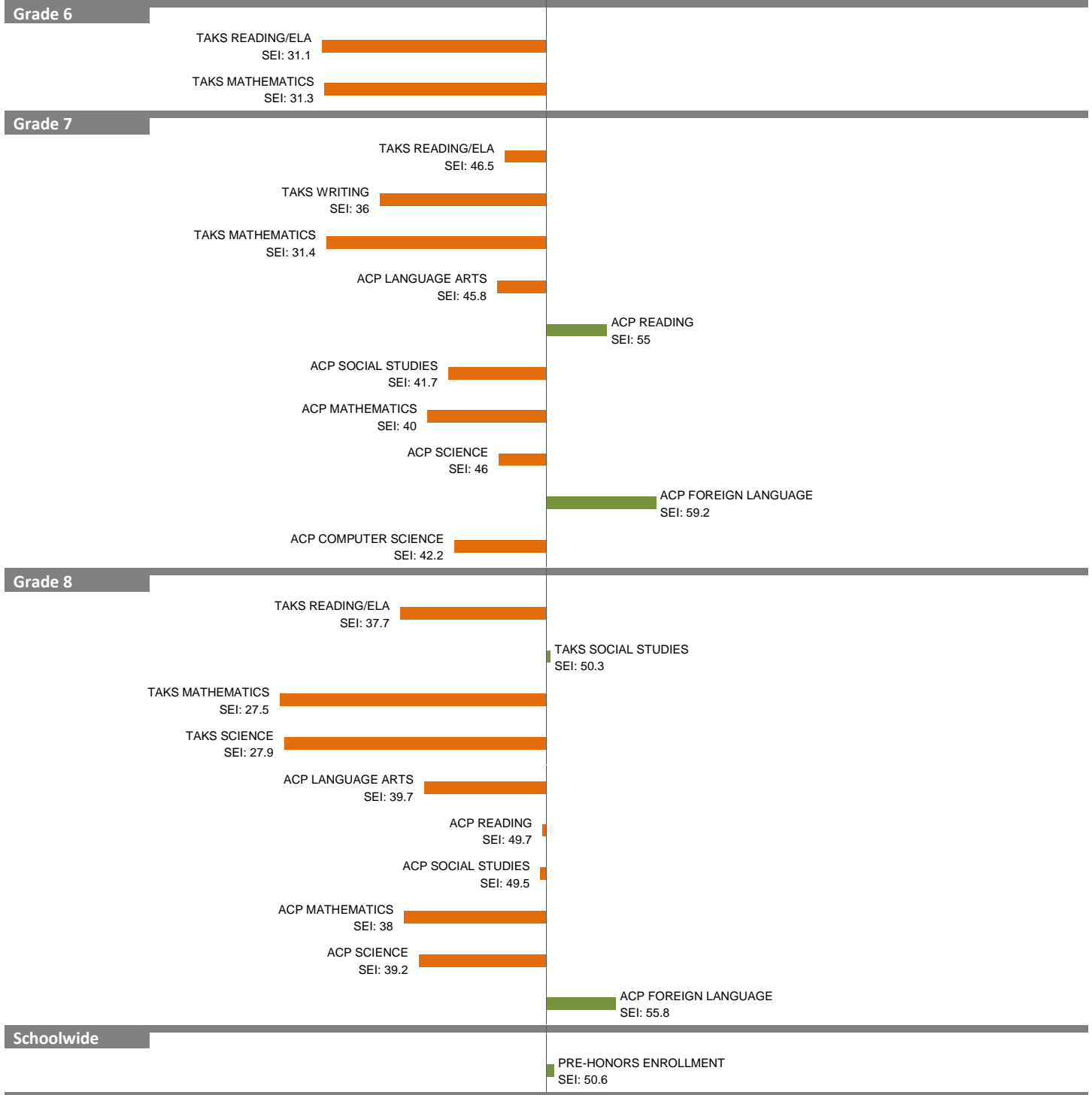
2010-11 School Effectiveness Index (SEI) Analysis

51-OLIVER WENDELL HOLMES

Overall SEI: 37.3

2011-12 LC: SOUTH

AEIS Rating: Academically Unacceptable



NOTES: The overall SEI has a mean of 50 and standard deviation of 5. The range for an “average” overall SEI is 47.5 to 52.5. Component SEIs (i.e., “Grade 5 TAKS READING” or “PSAT WRITING”) each have mean 50 and standard deviation 10, and they are computed only if at least eight students are eligible. The range for an “average” component SEI is 45.0 to 55.0.

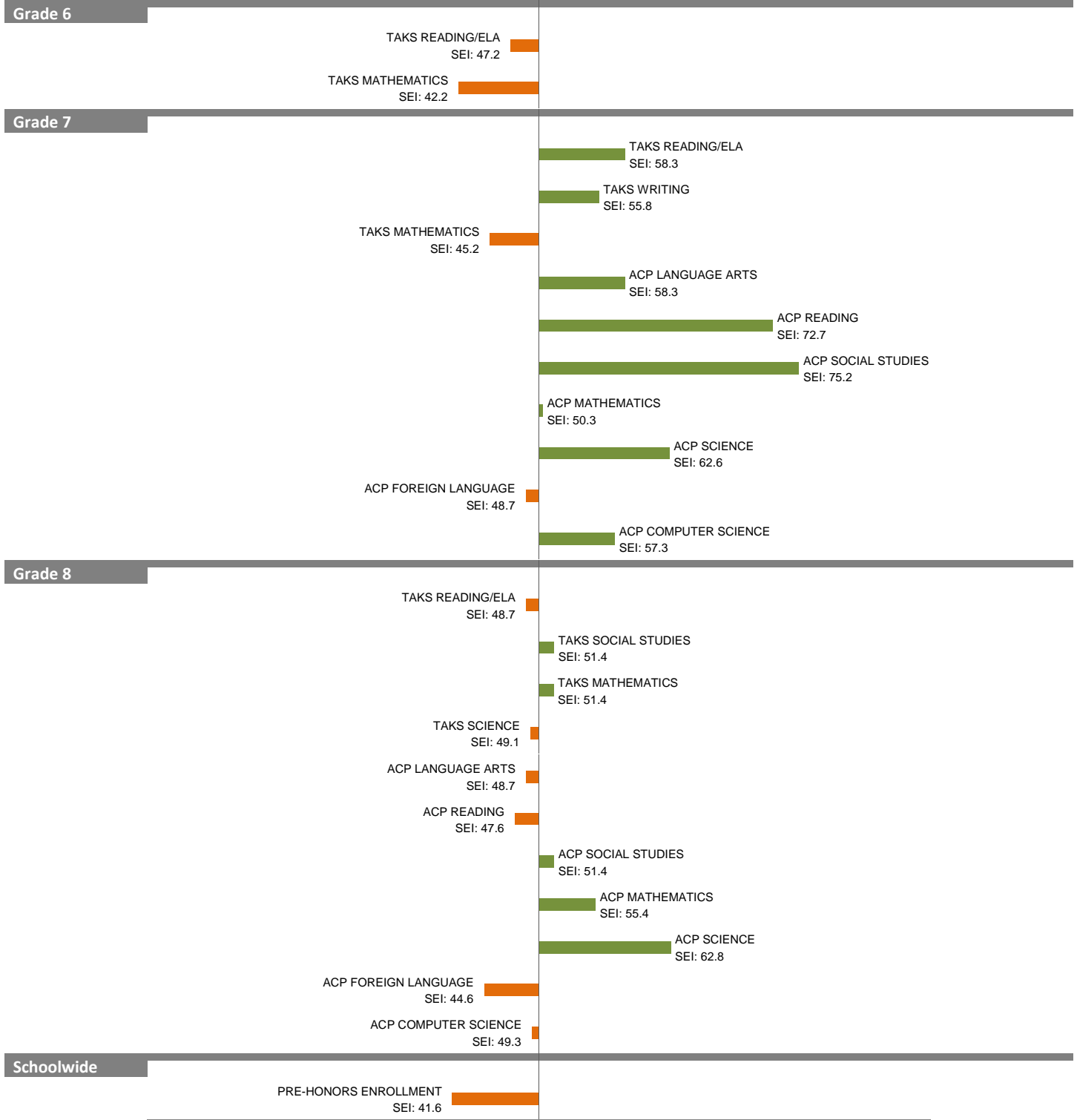
2010-11 School Effectiveness Index (SEI) Analysis

52-JOHN B. HOOD

Overall SEI: 51.1

2011-12 LC: CENTRAL

AEIS Rating: Academically Unacceptable



NOTES: The overall SEI has a mean of 50 and standard deviation of 5. The range for an “average” overall SEI is 47.5 to 52.5. Component SEIs (i.e., “Grade 5 TAKS READING” or “PSAT WRITING”) each have mean 50 and standard deviation 10, and they are computed only if at least eight students are eligible. The range for an “average” component SEI is 45.0 to 55.0.

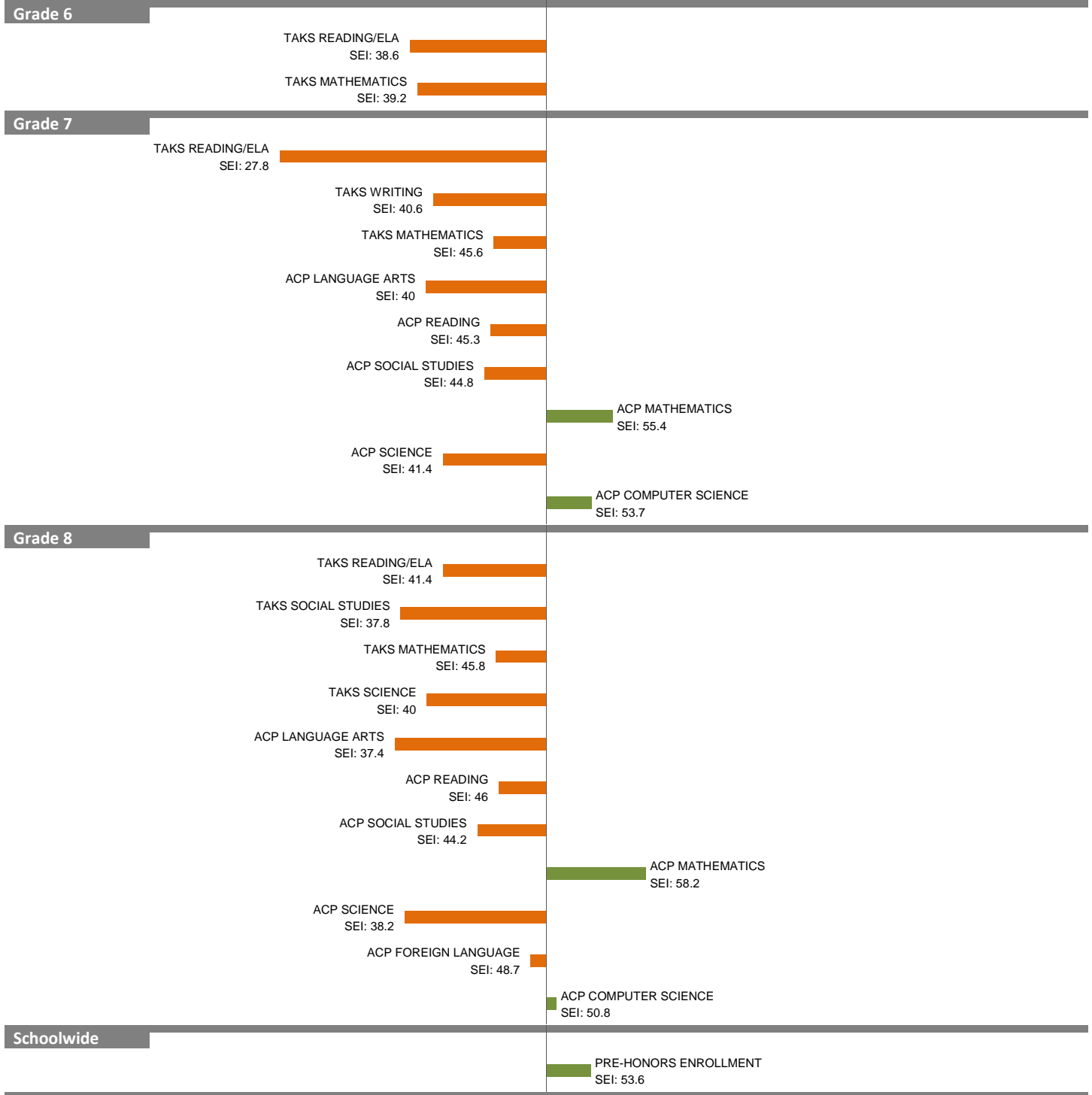
2010-11 School Effectiveness Index (SEI) Analysis

53-J. L. LONG

Overall SEI: 40.6

2011-12 LC: NORTH

AEIS Rating: Academically Unacceptable



NOTES: The overall SEI has a mean of 50 and standard deviation of 5. The range for an “average” overall SEI is 47.5 to 52.5. Component SEIs (i.e., “Grade 5 TAKS READING” or “PSAT WRITING”) each have mean 50 and standard deviation 10, and they are computed only if at least eight students are eligible. The range for an “average” component SEI is 45.0 to 55.0.

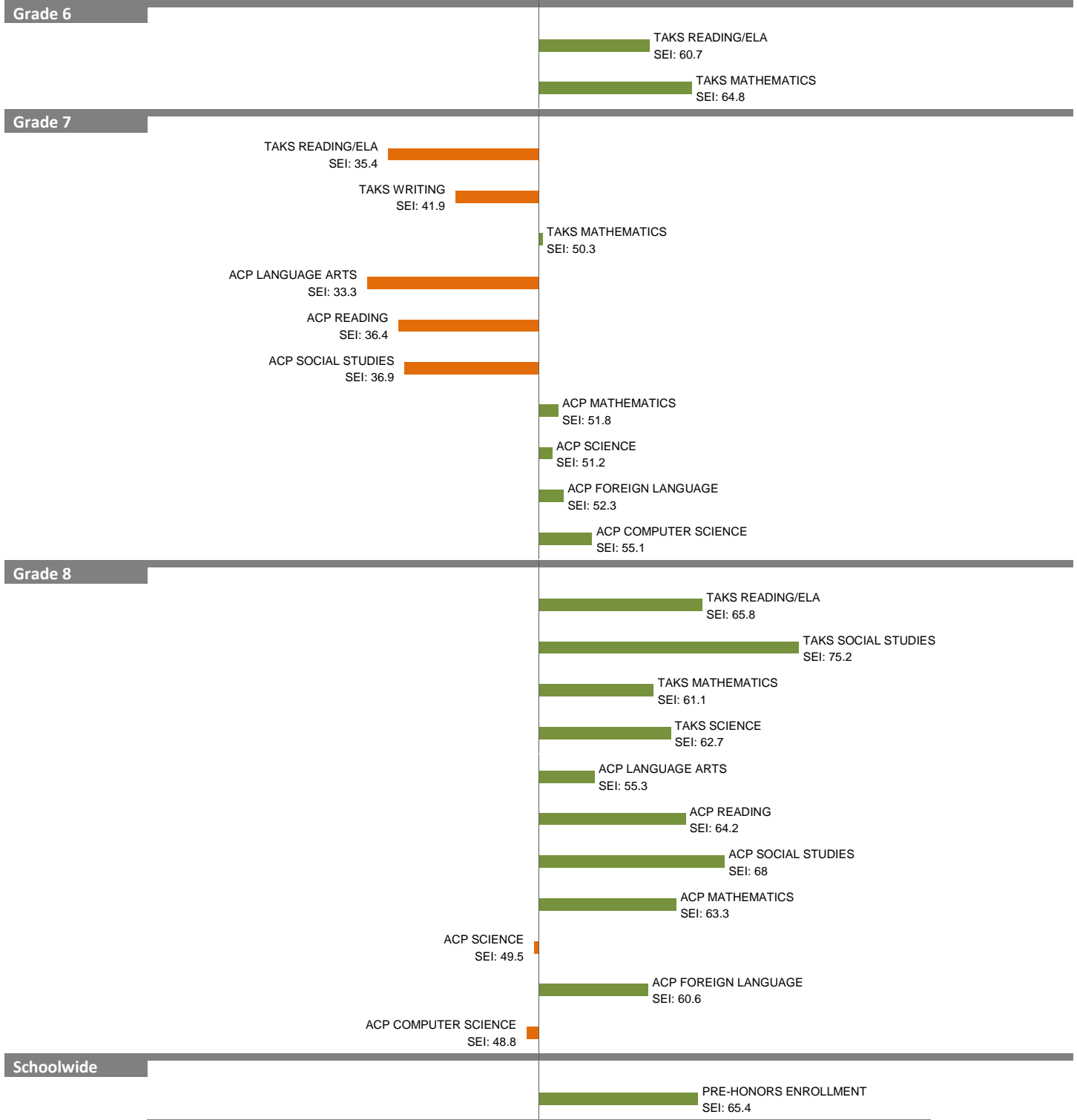
2010-11 School Effectiveness Index (SEI) Analysis

54-THOMAS C. MARSH

2011-12 LC: NORTH

Overall SEI: 56.1

AEIS Rating: Recognized



NOTES: The overall SEI has a mean of 50 and standard deviation of 5. The range for an "average" overall SEI is 47.5 to 52.5. Component SEIs (i.e., "Grade 5 TAKS READING" or "PSAT WRITING") each have mean 50 and standard deviation 10, and they are computed only if at least eight students are eligible. The range for an "average" component SEI is 45.0 to 55.0.

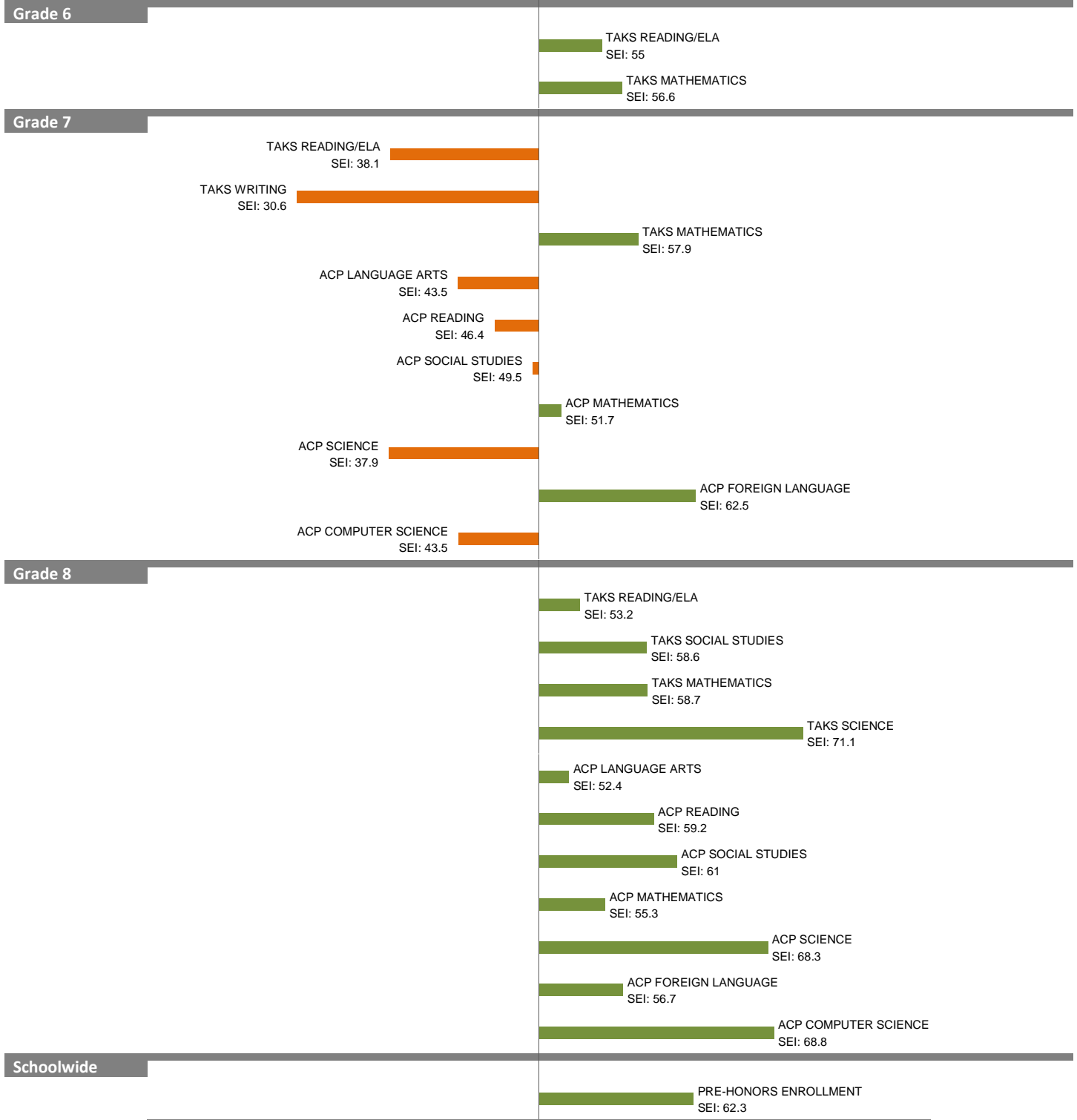
2010-11 School Effectiveness Index (SEI) Analysis

55-T. J. RUSK

Overall SEI: 53.5

2011-12 LC: CENTRAL

AEIS Rating: Academically Acceptable



NOTES: The overall SEI has a mean of 50 and standard deviation of 5. The range for an “average” overall SEI is 47.5 to 52.5. Component SEIs (i.e., “Grade 5 TAKS READING” or “PSAT WRITING”) each have mean 50 and standard deviation 10, and they are computed only if at least eight students are eligible. The range for an “average” component SEI is 45.0 to 55.0.

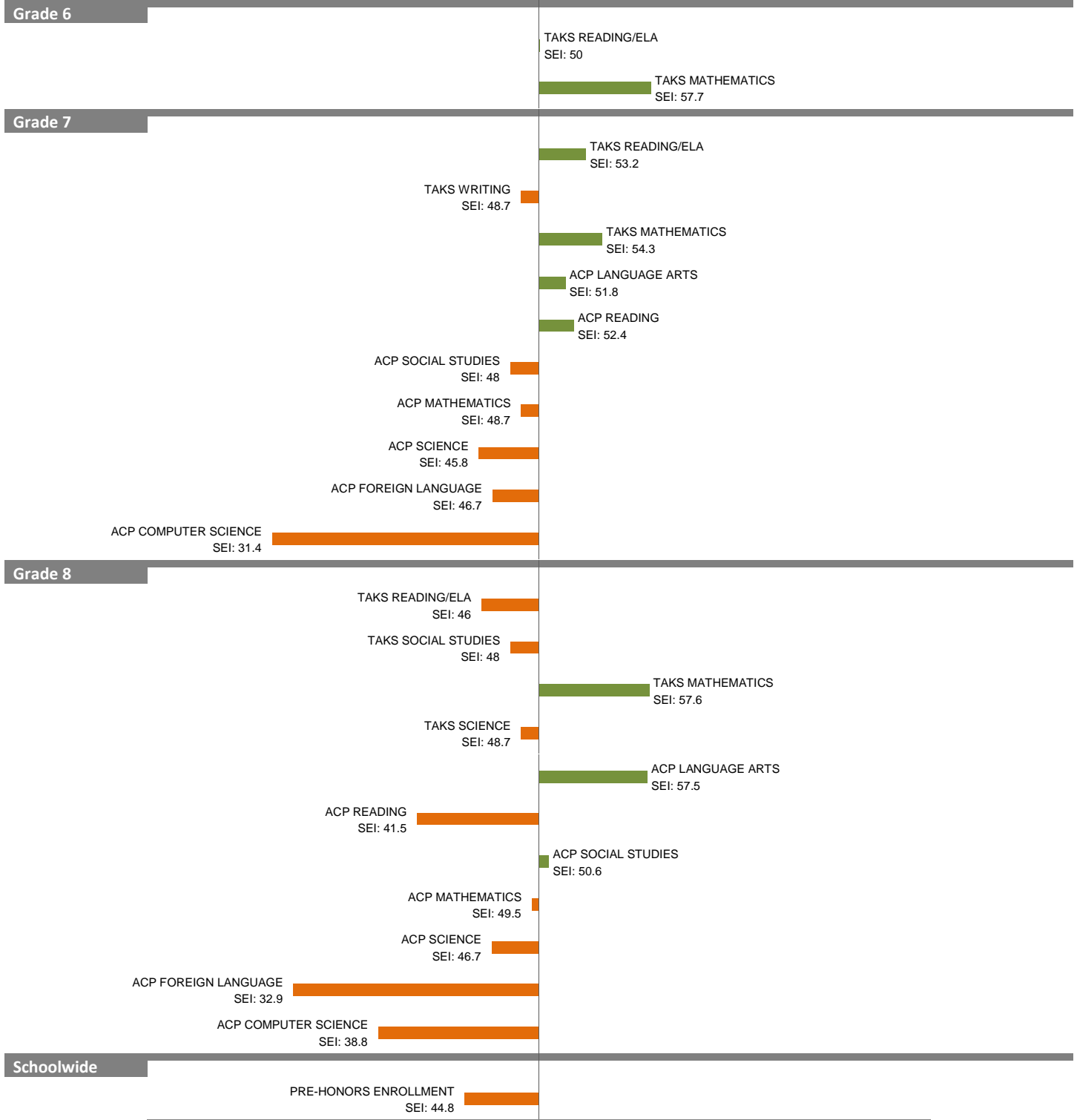
2010-11 School Effectiveness Index (SEI) Analysis

56-EWELL D. WALKER

2011-12 LC: NORTH

Overall SEI: 49.4

AEIS Rating: Recognized

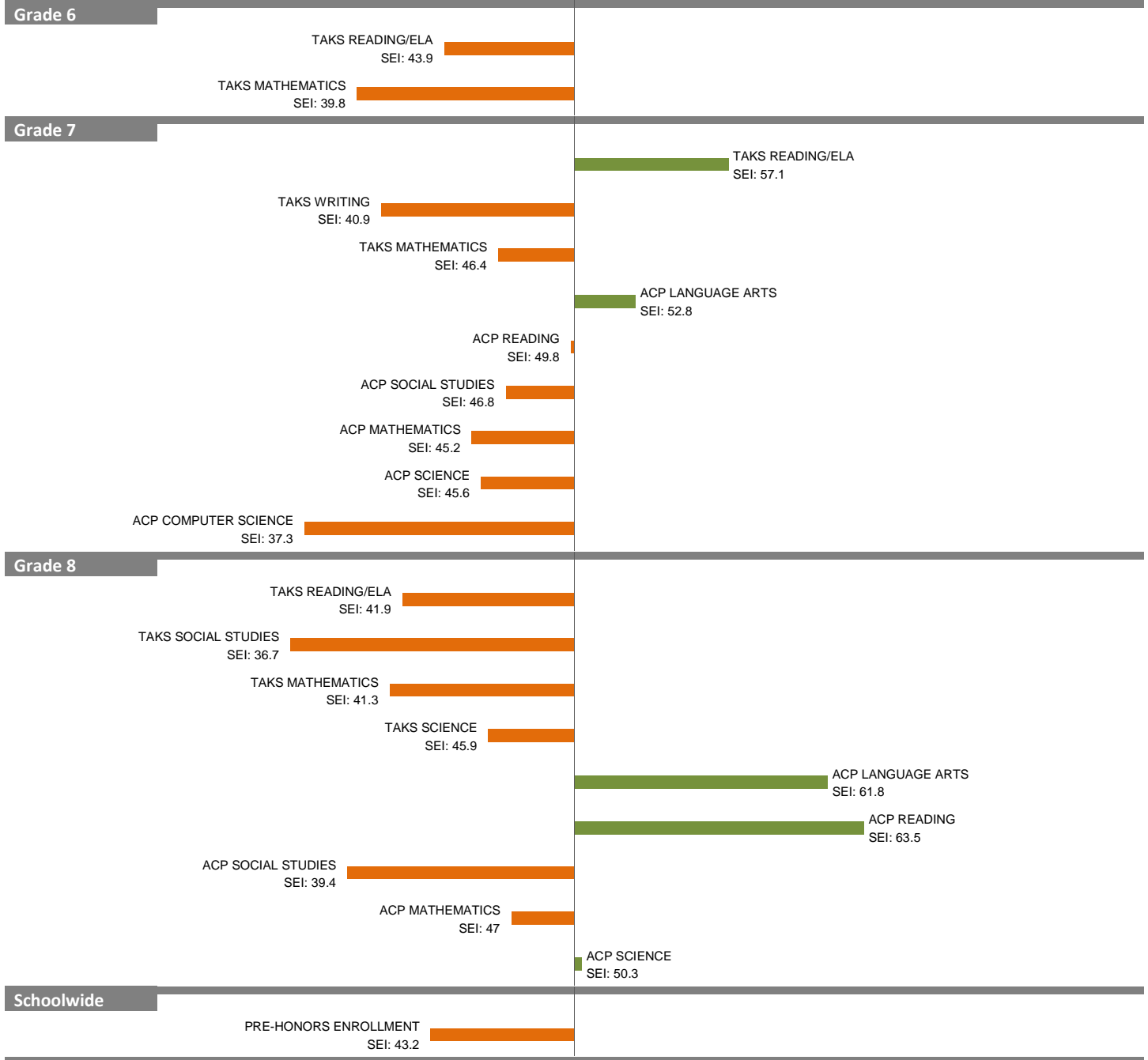


NOTES: The overall SEI has a mean of 50 and standard deviation of 5. The range for an “average” overall SEI is 47.5 to 52.5. Component SEIs (i.e., “Grade 5 TAKS READING” or “PSAT WRITING”) each have mean 50 and standard deviation 10, and they are computed only if at least eight students are eligible. The range for an “average” component SEI is 45.0 to 55.0.

2010-11 School Effectiveness Index (SEI) Analysis

58-ALEX W. SPENCE
2011-12 LC: CENTRAL

Overall SEI: 44.1
AEIS Rating: Academically Acceptable



NOTES: The overall SEI has a mean of 50 and standard deviation of 5. The range for an “average” overall SEI is 47.5 to 52.5. Component SEIs (i.e., “Grade 5 TAKS READING” or “PSAT WRITING”) each have mean 50 and standard deviation 10, and they are computed only if at least eight students are eligible. The range for an “average” component SEI is 45.0 to 55.0.

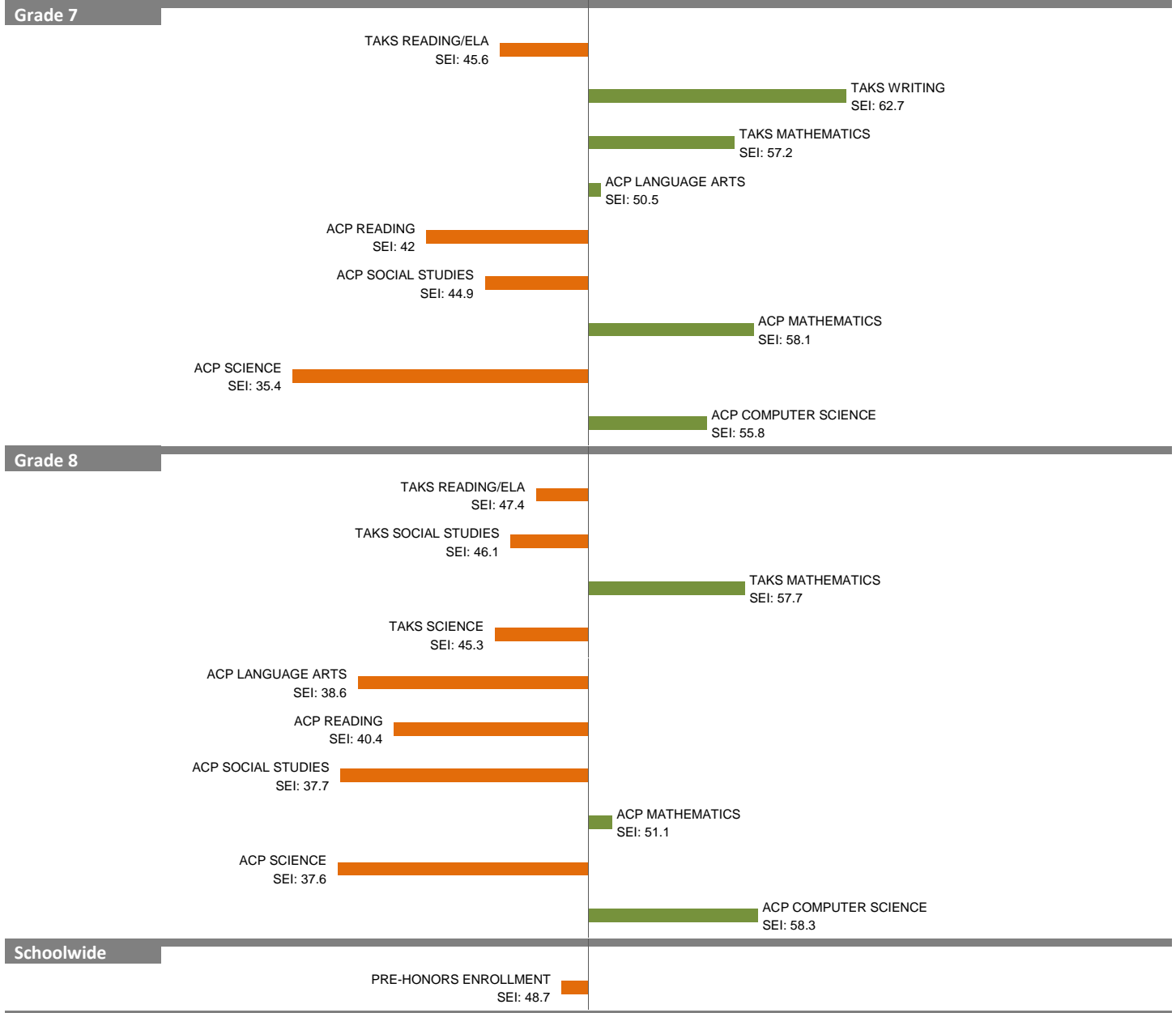
2010-11 School Effectiveness Index (SEI) Analysis

59-L. V. STOCKARD

2011-12 LC: SOUTH

Overall SEI: 49.4

AEIS Rating: Recognized



NOTES: The overall SEI has a mean of 50 and standard deviation of 5. The range for an "average" overall SEI is 47.5 to 52.5. Component SEIs (i.e., "Grade 5 TAKS READING" or "PSAT WRITING") each have mean 50 and standard deviation 10, and they are computed only if at least eight students are eligible. The range for an "average" component SEI is 45.0 to 55.0.

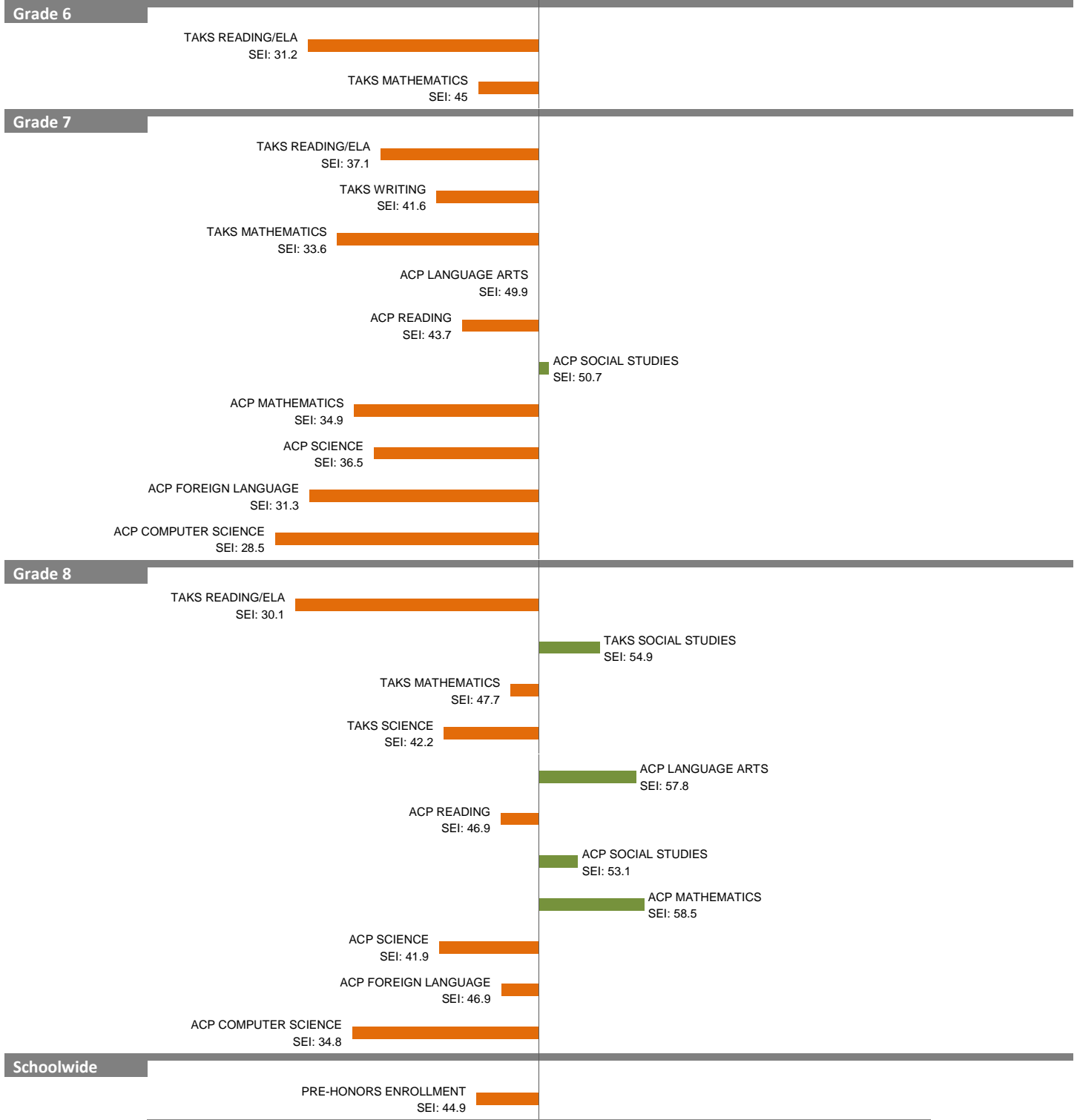
2010-11 School Effectiveness Index (SEI) Analysis

60-BOUDE STOREY

Overall SEI: 40.3

2011-12 LC: SOUTH

AEIS Rating: Academically Unacceptable



NOTES: The overall SEI has a mean of 50 and standard deviation of 5. The range for an “average” overall SEI is 47.5 to 52.5. Component SEIs (i.e., “Grade 5 TAKS READING” or “PSAT WRITING”) each have mean 50 and standard deviation 10, and they are computed only if at least eight students are eligible. The range for an “average” component SEI is 45.0 to 55.0.

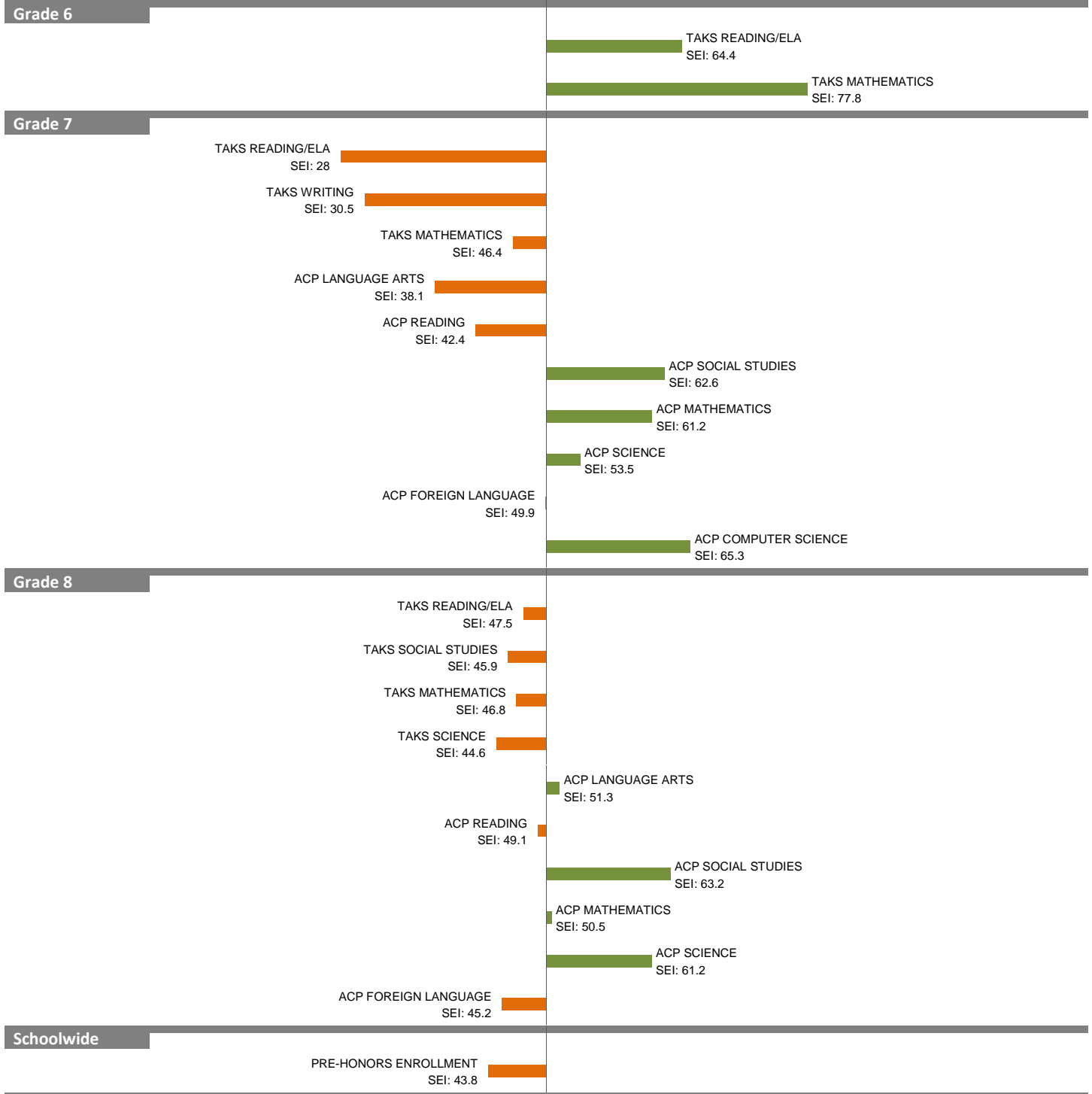
2010-11 School Effectiveness Index (SEI) Analysis

61-MAYNARD JACKSON

Overall SEI: 48.8

2011-12 LC: SOUTH

AEIS Rating: Academically Unacceptable



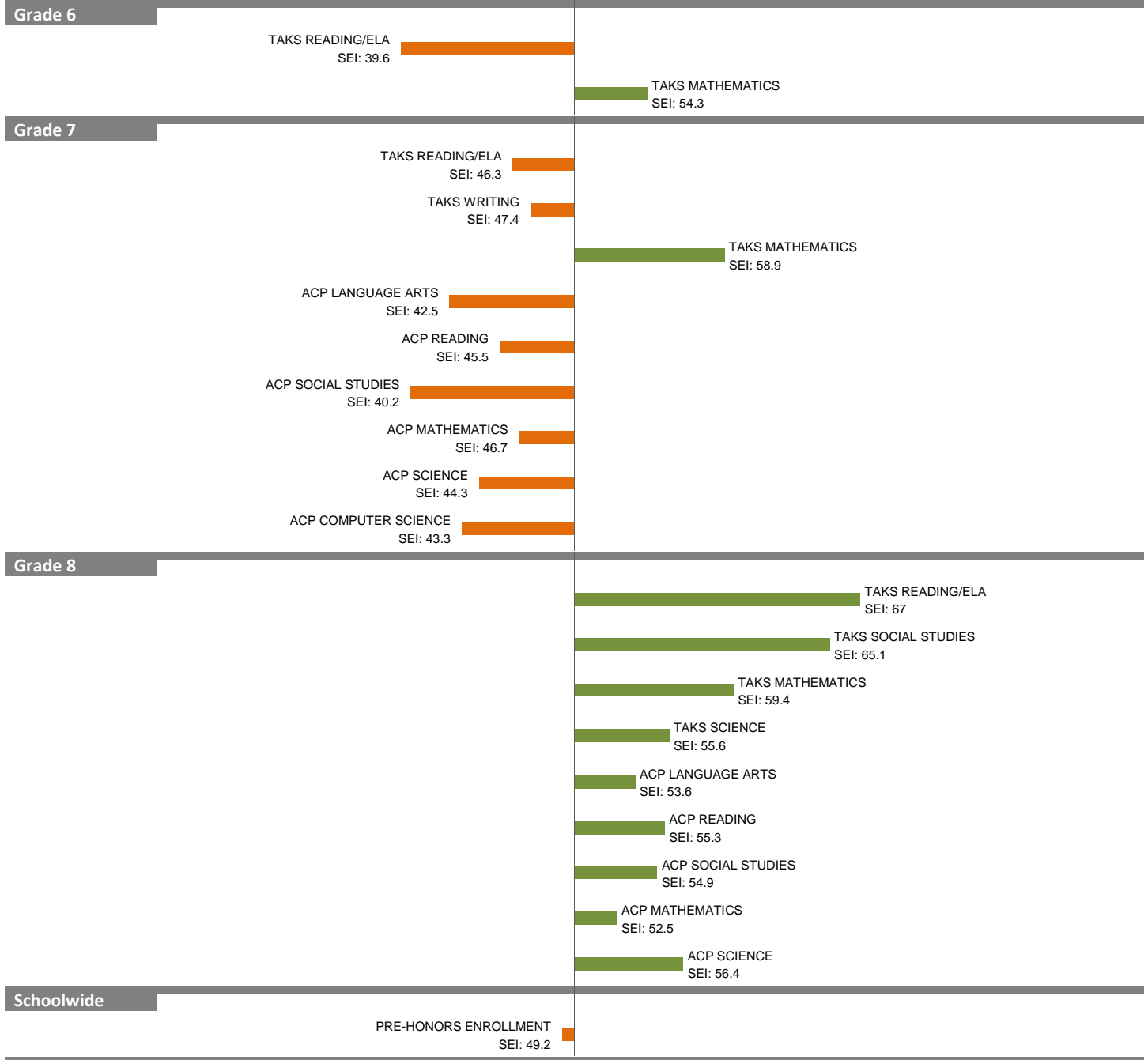
NOTES: The overall SEI has a mean of 50 and standard deviation of 5. The range for an “average” overall SEI is 47.5 to 52.5. Component SEIs (i.e., “Grade 5 TAKS READING” or “PSAT WRITING”) each have mean 50 and standard deviation 10, and they are computed only if at least eight students are eligible. The range for an “average” component SEI is 45.0 to 55.0.

2010-11 School Effectiveness Index (SEI) Analysis

62-BILLY EARL DADE
2011-12 LC: CENTRAL

Overall SEI: 53.1

AEIS Rating: Academically Acceptable



NOTES: The overall SEI has a mean of 50 and standard deviation of 5. The range for an "average" overall SEI is 47.5 to 52.5. Component SEIs (i.e., "Grade 5 TAKS READING" or "PSAT WRITING") each have mean 50 and standard deviation 10, and they are computed only if at least eight students are eligible. The range for an "average" component SEI is 45.0 to 55.0.

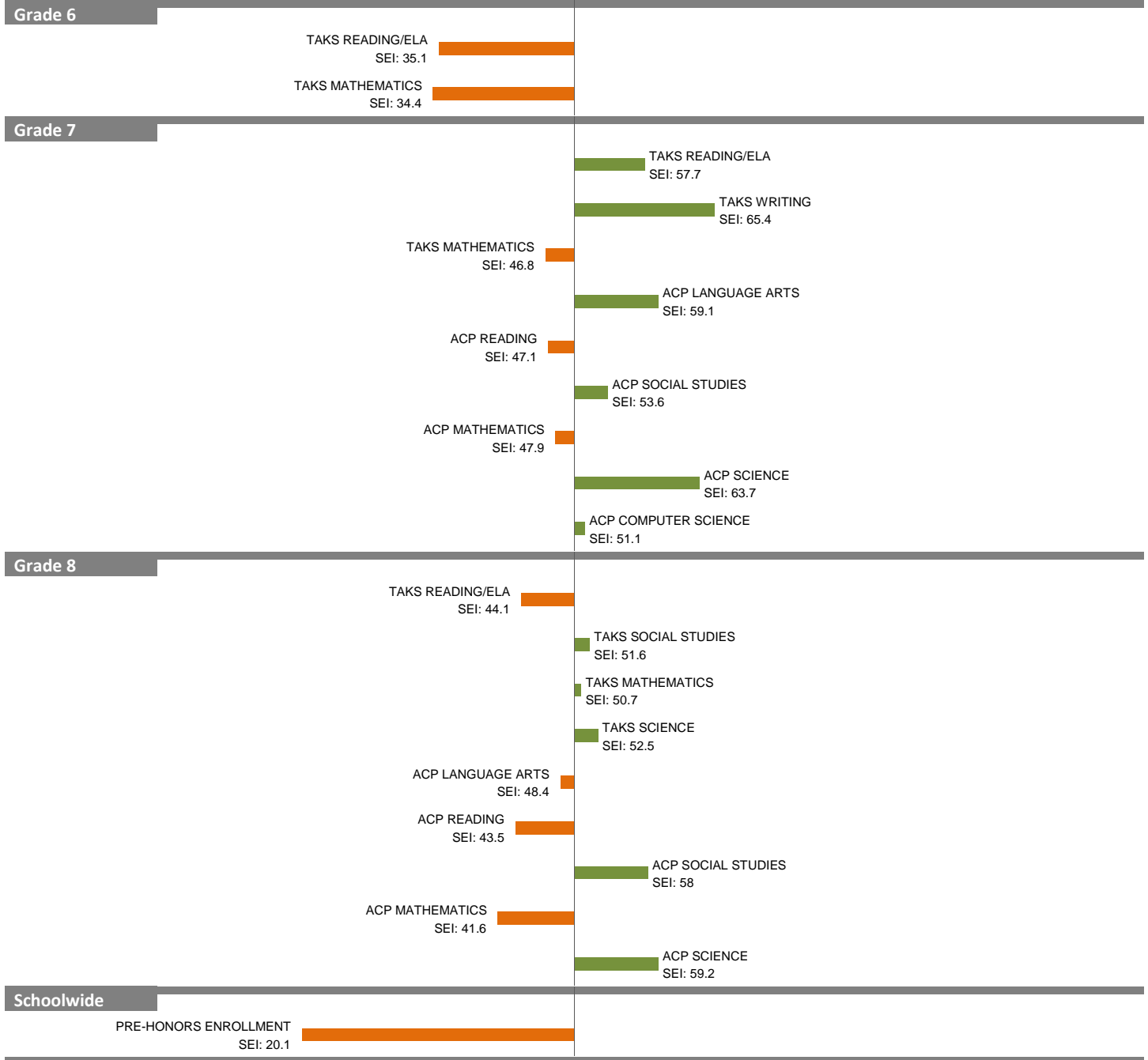
2010-11 School Effectiveness Index (SEI) Analysis

63-D. A. HULCY

Overall SEI: 48.3

2011-12 LC: CENTRAL

AEIS Rating: Academically Unacceptable



NOTES: The overall SEI has a mean of 50 and standard deviation of 5. The range for an “average” overall SEI is 47.5 to 52.5. Component SEIs (i.e., “Grade 5 TAKS READING” or “PSAT WRITING”) each have mean 50 and standard deviation 10, and they are computed only if at least eight students are eligible. The range for an “average” component SEI is 45.0 to 55.0.

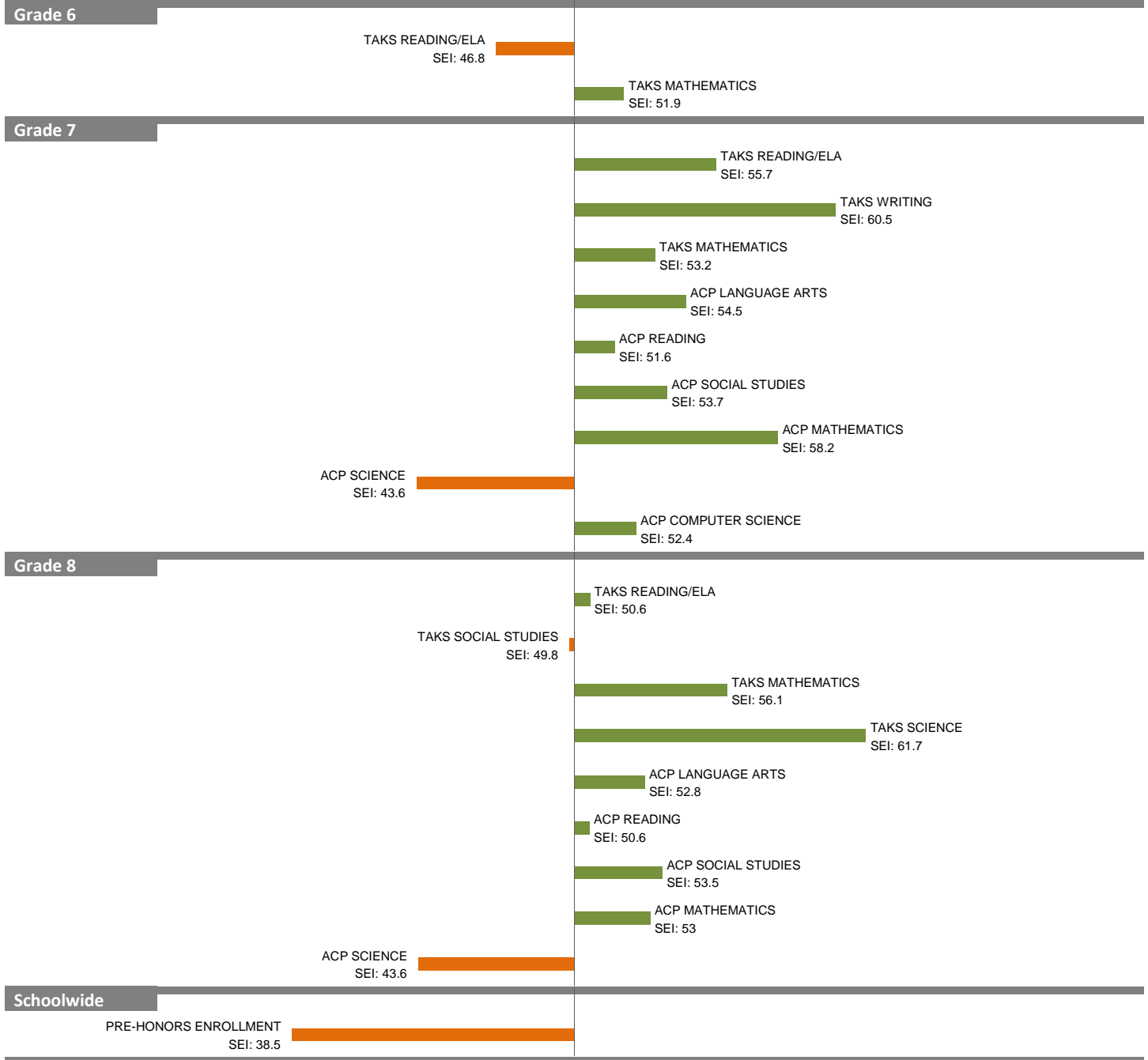
2010-11 School Effectiveness Index (SEI) Analysis

65-PEARL C. ANDERSON

Overall SEI: 52.9

2011-12 LC: CENTRAL

AEIS Rating: Academically Acceptable



NOTES: The overall SEI has a mean of 50 and standard deviation of 5. The range for an “average” overall SEI is 47.5 to 52.5. Component SEIs (i.e., “Grade 5 TAKS READING” or “PSAT WRITING”) each have mean 50 and standard deviation 10, and they are computed only if at least eight students are eligible. The range for an “average” component SEI is 45.0 to 55.0.

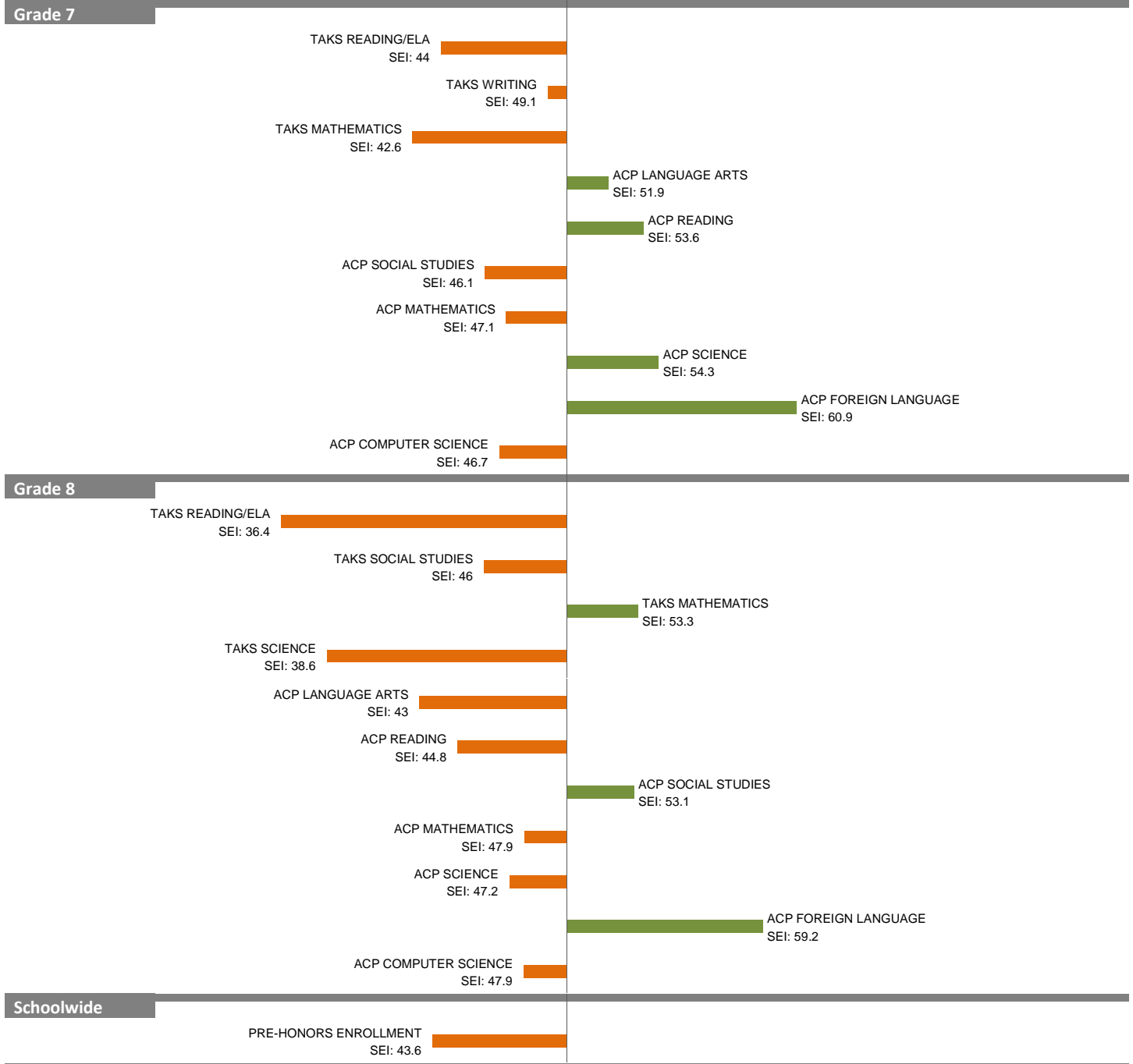
2010-11 School Effectiveness Index (SEI) Analysis

68—RAUL QUINTANILLA SR.

Overall SEI: 45.4

2011-12 LC: SOUTH

AEIS Rating: Academically Acceptable



NOTES: The overall SEI has a mean of 50 and standard deviation of 5. The range for an “average” overall SEI is 47.5 to 52.5. Component SEIs (i.e., “Grade 5 TAKS READING” or “PSAT WRITING”) each have mean 50 and standard deviation 10, and they are computed only if at least eight students are eligible. The range for an “average” component SEI is 45.0 to 55.0.

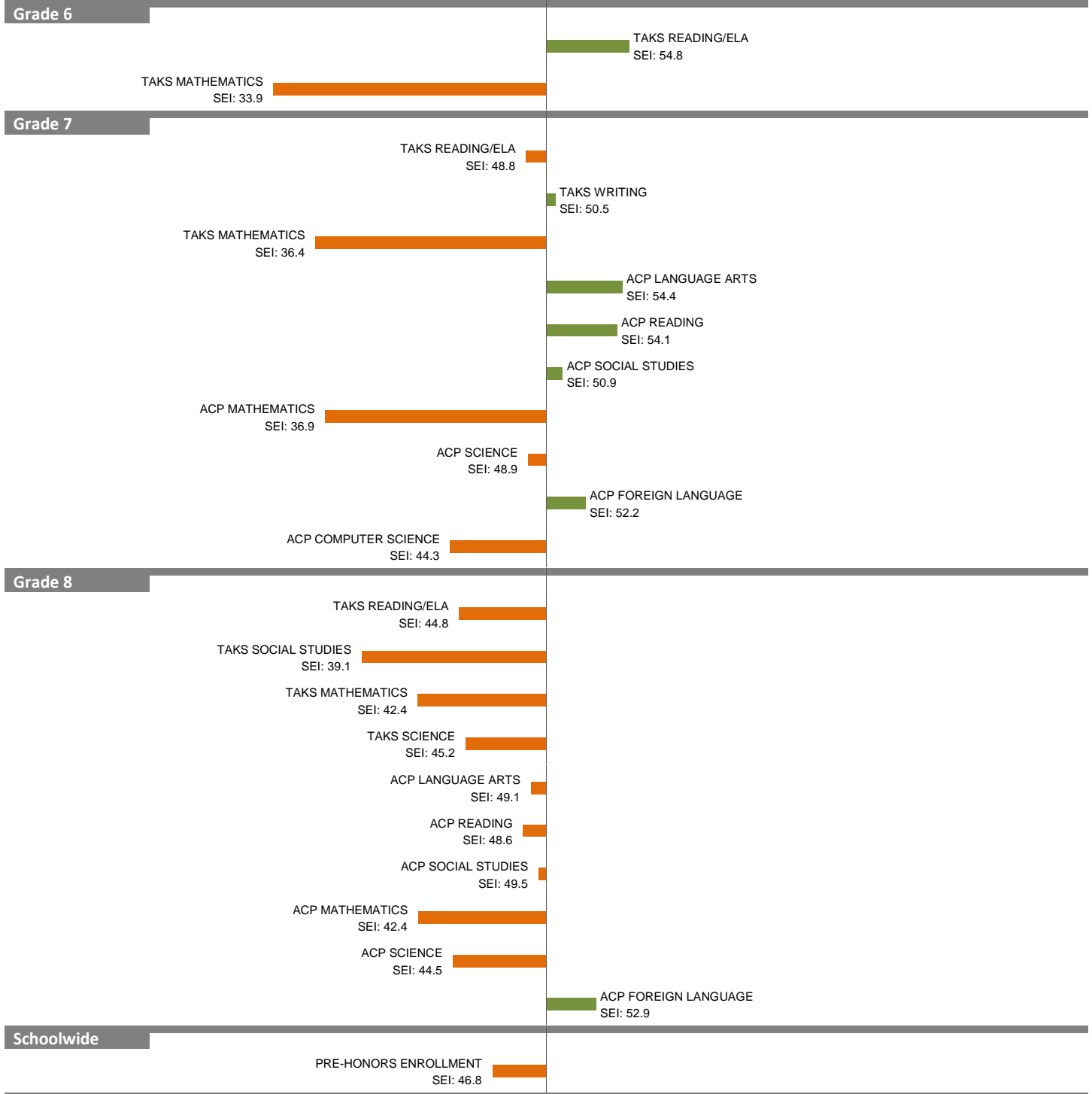
2010-11 School Effectiveness Index (SEI) Analysis

69-SEAGOVILLE MIDDLE SCHOOL

Overall SEI: 44.3

2011-12 LC: CENTRAL

AEIS Rating: Academically Acceptable



NOTES: The overall SEI has a mean of 50 and standard deviation of 5. The range for an "average" overall SEI is 47.5 to 52.5. Component SEIs (i.e., "Grade 5 TAKS READING" or "PSAT WRITING") each have mean 50 and standard deviation 10, and they are computed only if at least eight students are eligible. The range for an "average" component SEI is 45.0 to 55.0.

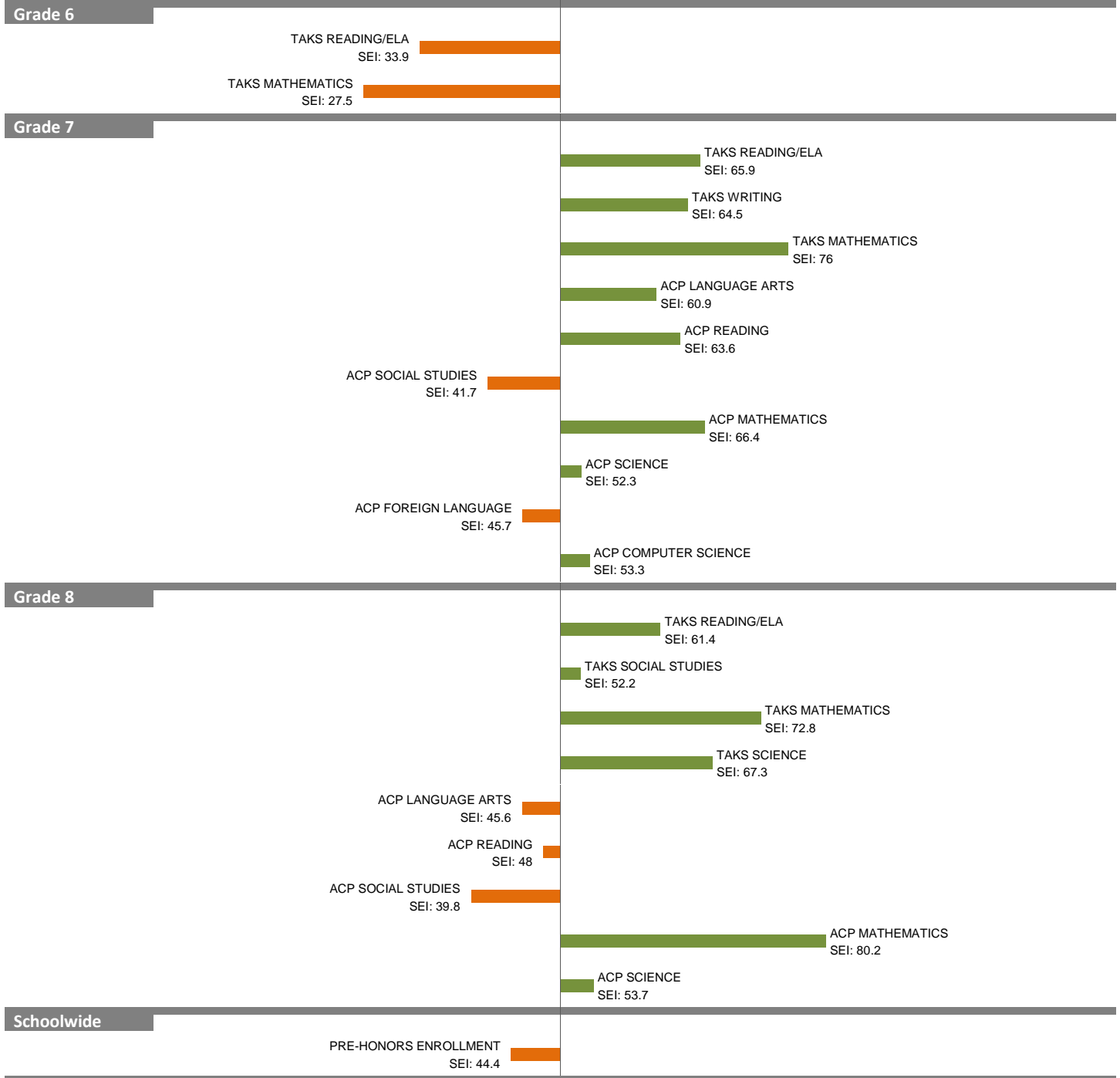
2010-11 School Effectiveness Index (SEI) Analysis

72--SARAH ZUMWALT

Overall SEI: 56.8

2011-12 LC: SOUTH

AEIS Rating: Academically Acceptable



NOTES: The overall SEI has a mean of 50 and standard deviation of 5. The range for an “average” overall SEI is 47.5 to 52.5. Component SEIs (i.e., “Grade 5 TAKS READING” or “PSAT WRITING”) each have mean 50 and standard deviation 10, and they are computed only if at least eight students are eligible. The range for an “average” component SEI is 45.0 to 55.0.

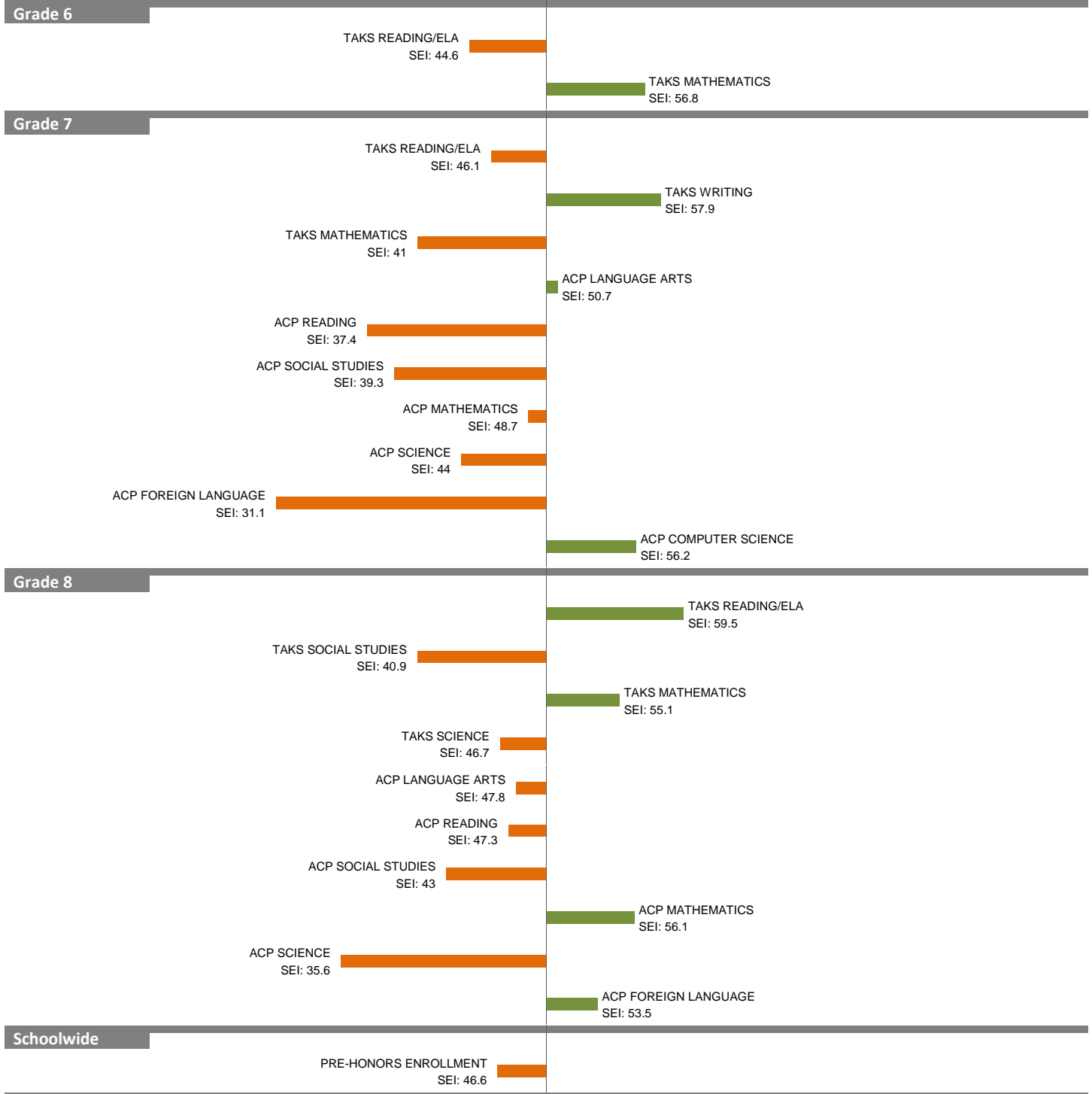
2010-11 School Effectiveness Index (SEI) Analysis

74-THOMAS A. EDISON

Overall SEI: 48.1

2011-12 LC: SOUTH

AEIS Rating: Academically Acceptable



NOTES: The overall SEI has a mean of 50 and standard deviation of 5. The range for an “average” overall SEI is 47.5 to 52.5. Component SEIs (i.e., “Grade 5 TAKS READING” or “PSAT WRITING”) each have mean 50 and standard deviation 10, and they are computed only if at least eight students are eligible. The range for an “average” component SEI is 45.0 to 55.0.

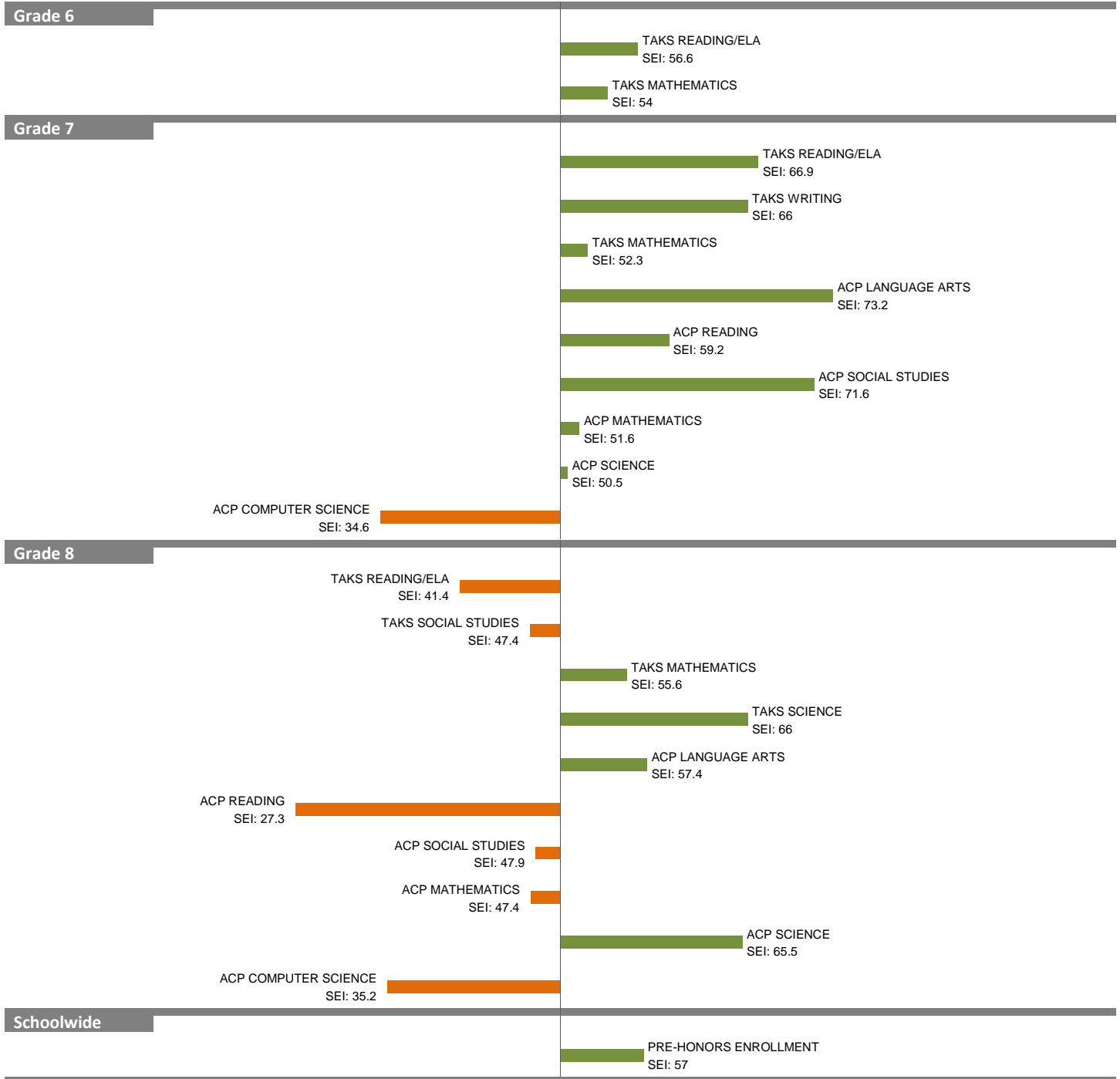
2010-11 School Effectiveness Index (SEI) Analysis

76-HAROLD W. LANG SR.

Overall SEI: 55.1

2011-12 LC: NORTH

AEIS Rating: Academically Acceptable



NOTES: The overall SEI has a mean of 50 and standard deviation of 5. The range for an “average” overall SEI is 47.5 to 52.5. Component SEIs (i.e., “Grade 5 TAKS READING” or “PSAT WRITING”) each have mean 50 and standard deviation 10, and they are computed only if at least eight students are eligible. The range for an “average” component SEI is 45.0 to 55.0.

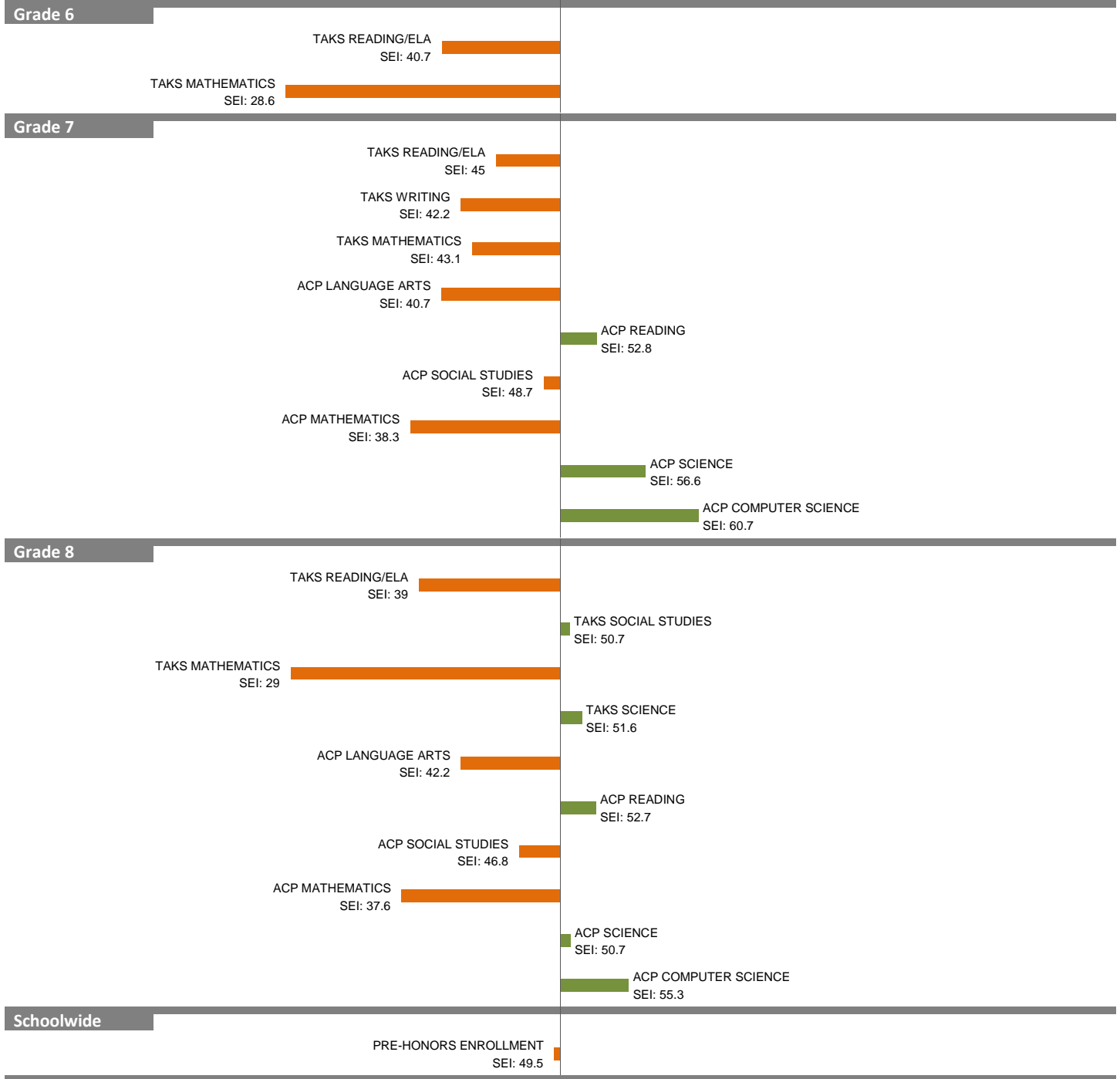
2010-11 School Effectiveness Index (SEI) Analysis

77-HECTOR GARCIA

Overall SEI: 42.1

2011-12 LC: SOUTH

AEIS Rating: Academically Acceptable



NOTES: The overall SEI has a mean of 50 and standard deviation of 5. The range for an “average” overall SEI is 47.5 to 52.5. Component SEIs (i.e., “Grade 5 TAKS READING” or “PSAT WRITING”) each have mean 50 and standard deviation 10, and they are computed only if at least eight students are eligible. The range for an “average” component SEI is 45.0 to 55.0.

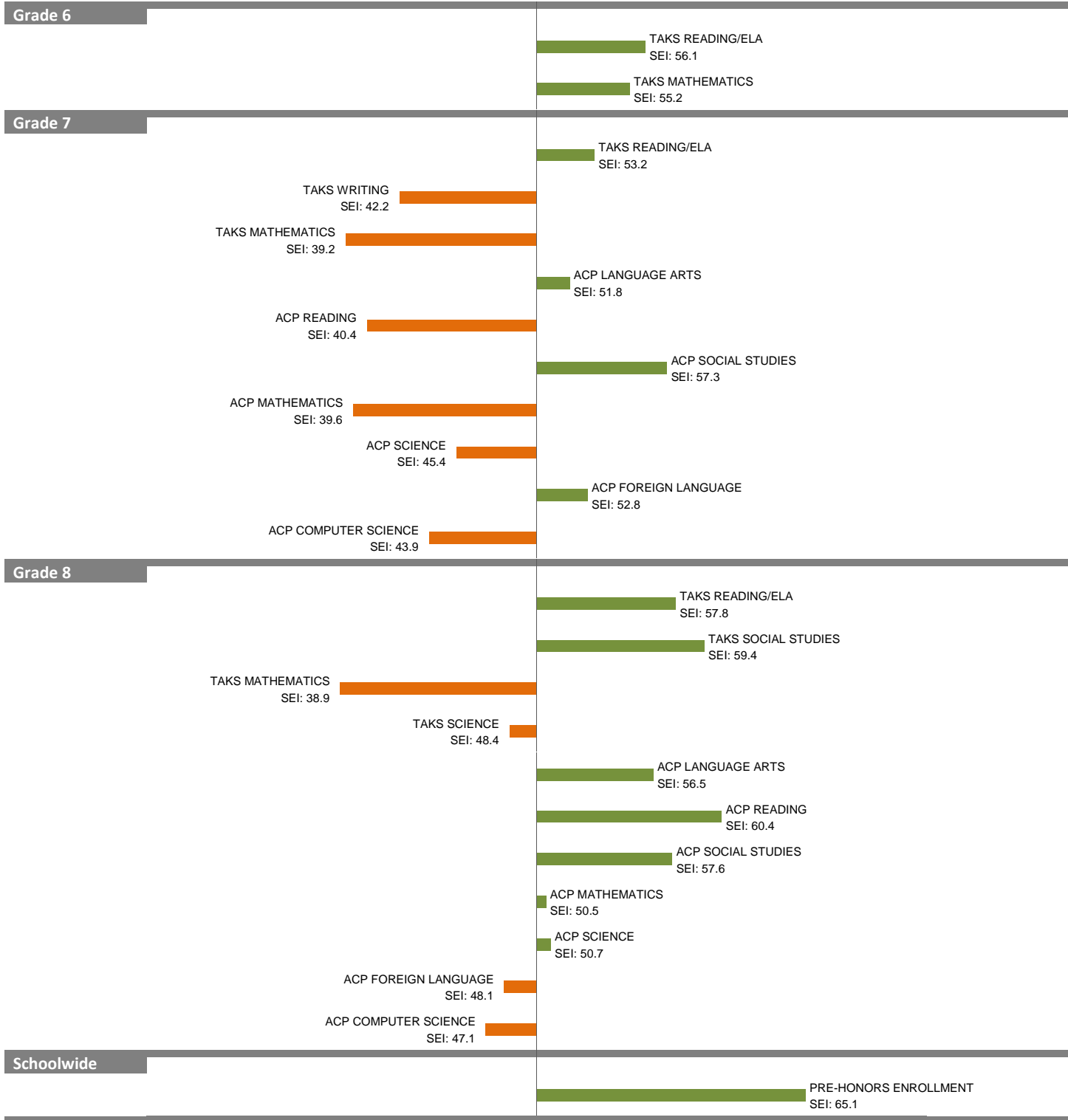
2010-11 School Effectiveness Index (SEI) Analysis

79-PANCHO MEDRANO

Overall SEI: 49.9

2011-12 LC: NORTH

AEIS Rating: Academically Acceptable



NOTES: The overall SEI has a mean of 50 and standard deviation of 5. The range for an “average” overall SEI is 47.5 to 52.5. Component SEIs (i.e., “Grade 5 TAKS READING” or “PSAT WRITING”) each have mean 50 and standard deviation 10, and they are computed only if at least eight students are eligible. The range for an “average” component SEI is 45.0 to 55.0.

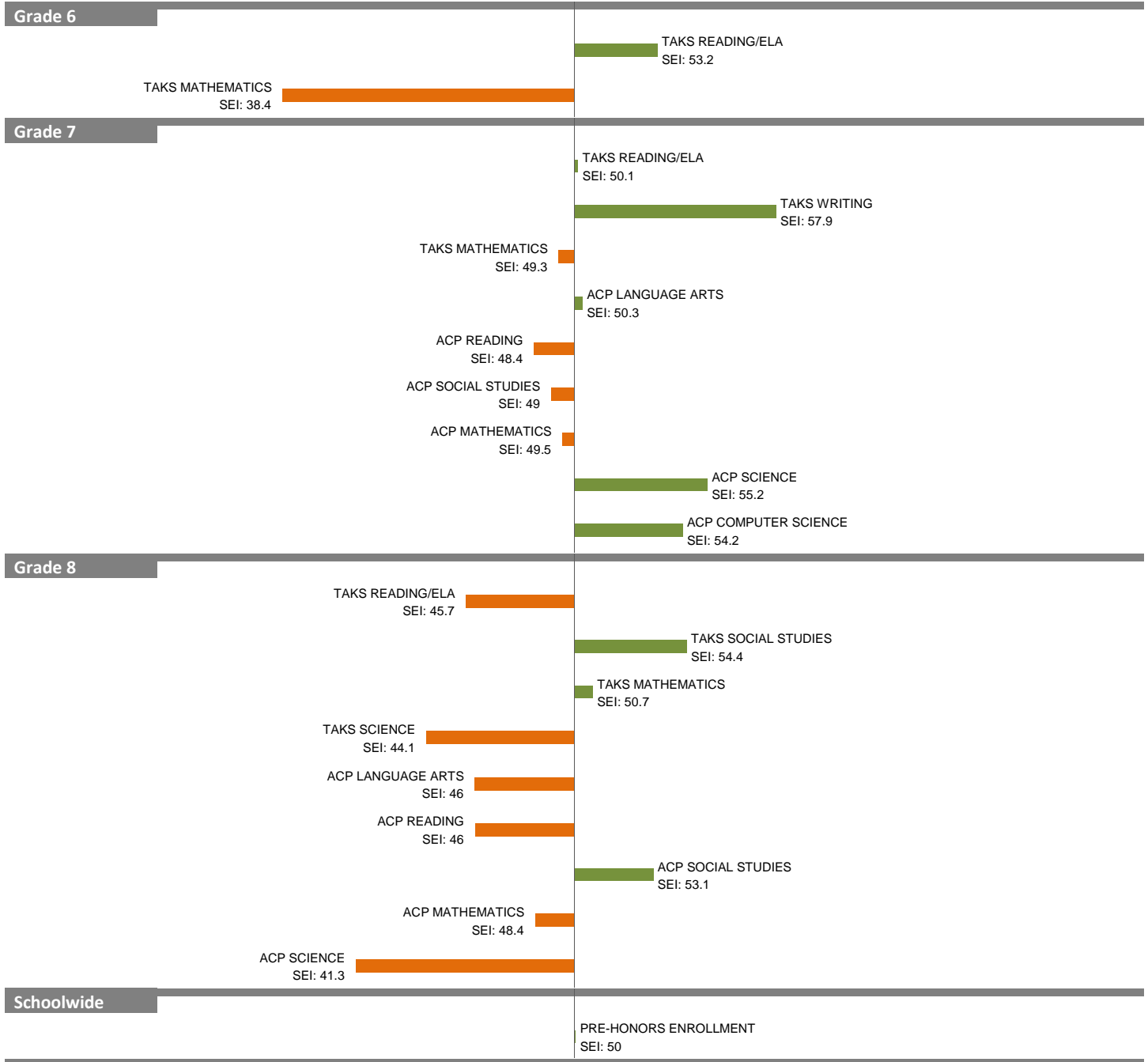
2010-11 School Effectiveness Index (SEI) Analysis

83-SAM TASBY

Overall SEI: 48.8

2011-12 LC: NORTH

AEIS Rating: Academically Unacceptable



NOTES: The overall SEI has a mean of 50 and standard deviation of 5. The range for an “average” overall SEI is 47.5 to 52.5. Component SEIs (i.e., “Grade 5 TAKS READING” or “PSAT WRITING”) each have mean 50 and standard deviation 10, and they are computed only if at least eight students are eligible. The range for an “average” component SEI is 45.0 to 55.0.