

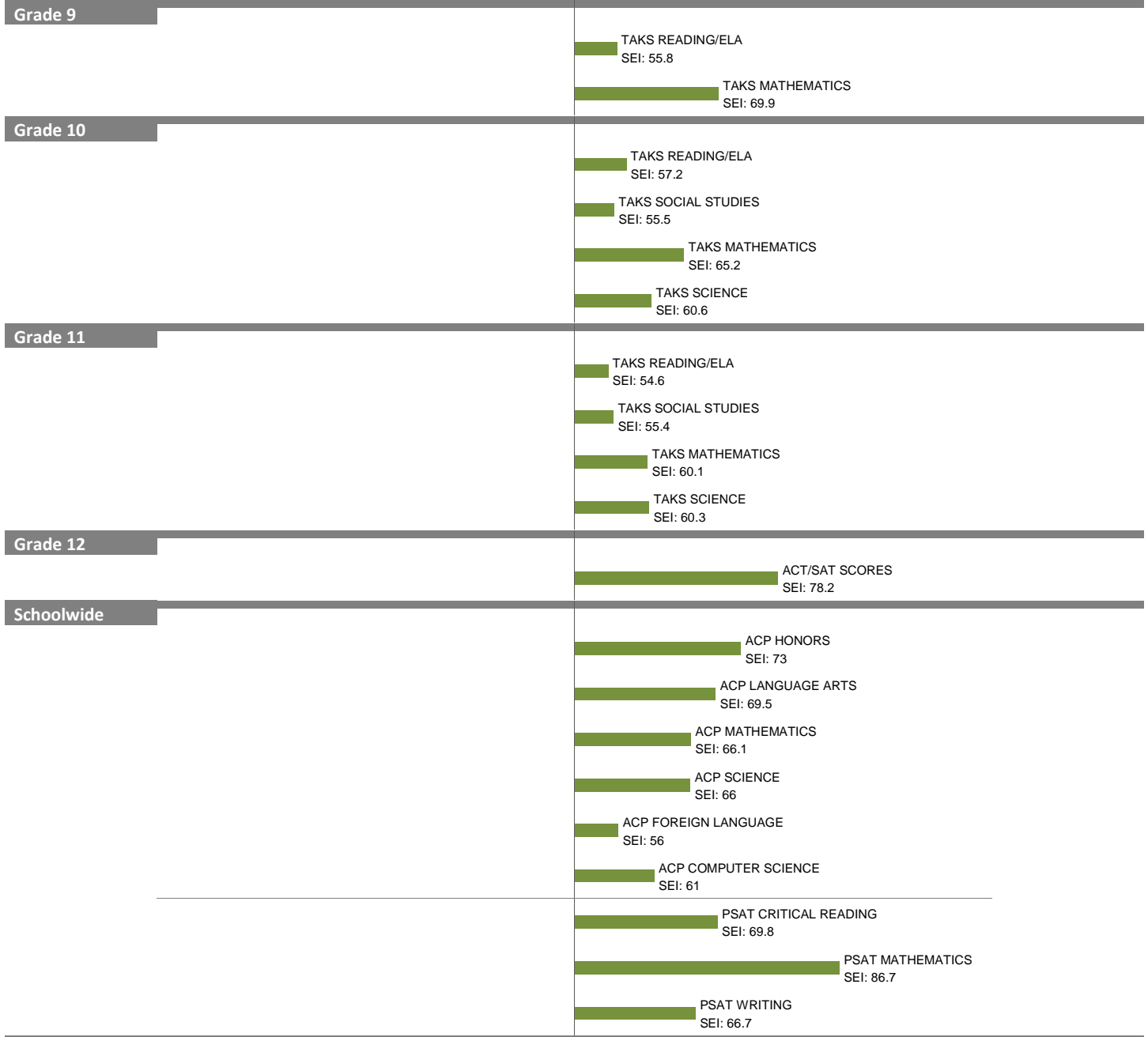
# 2010-11 School Effectiveness Index (SEI) Analysis

26-TOWNVIEW SCI/ENG MAGNET

Overall SEI: 62.8

2011-12 LC: MAGNETS

AEIS Rating: Exemplary



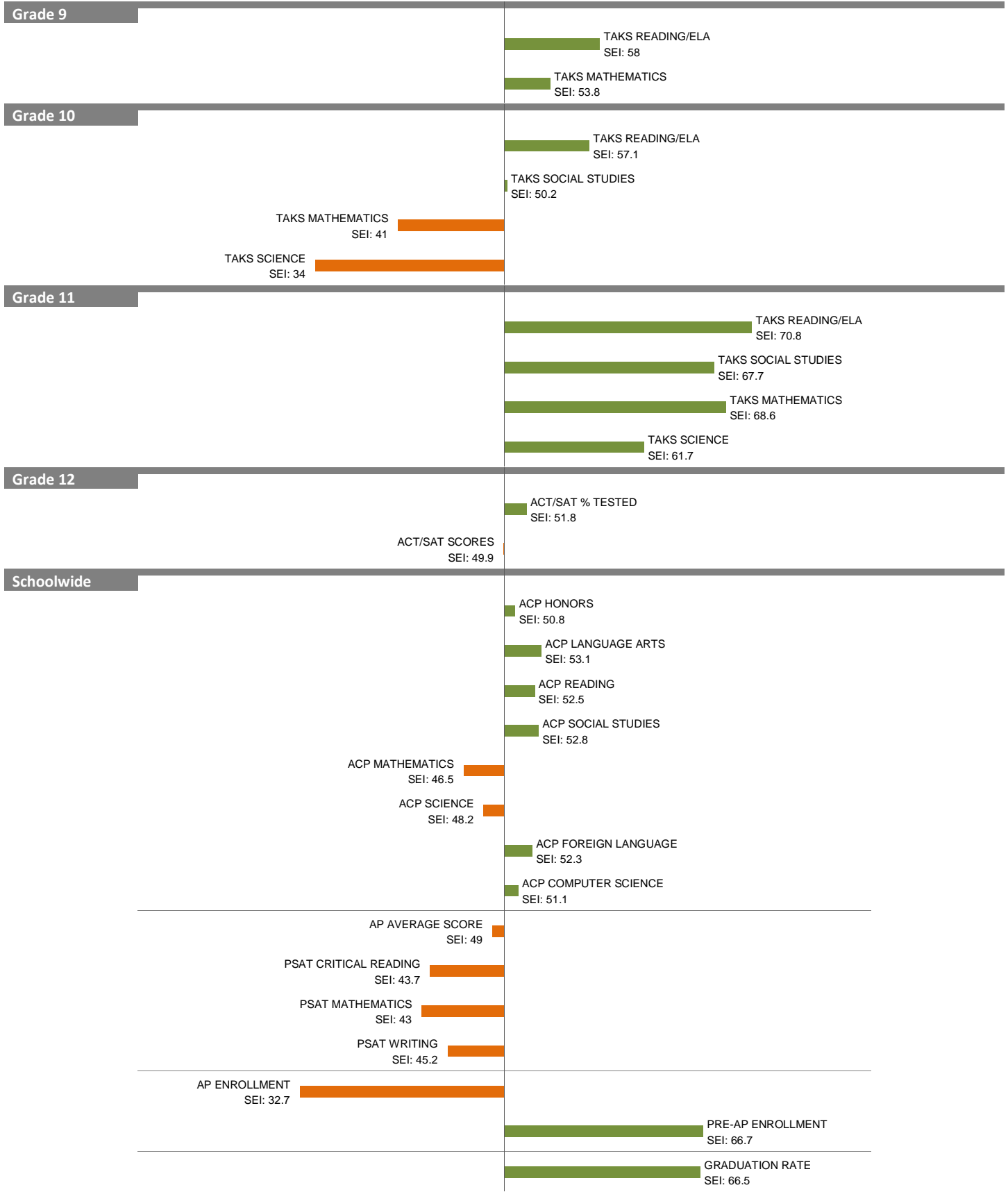
NOTES: The overall SEI has a mean of 50 and standard deviation of 5. The range for an "average" overall SEI is 47.5 to 52.5. Component SEIs (i.e., "Grade 5 TAKS READING" or "PSAT WRITING") each have mean 50 and standard deviation 10, and they are computed only if at least eight students are eligible. The range for an "average" component SEI is 45.0 to 55.0.

# 2010-11 School Effectiveness Index (SEI) Analysis

32-JAMES MADISON  
2011-12 LC: CENTRAL

Overall SEI: 53.6

AEIS Rating: Academically Unacceptable



NOTES: The overall SEI has a mean of 50 and standard deviation of 5. The range for an “average” overall SEI is 47.5 to 52.5. Component SEIs (i.e., “Grade 5 TAKS READING” or “PSAT WRITING”) each have mean 50 and standard deviation 10, and they are computed only if at least eight students are eligible. The range for an “average” component SEI is 45.0 to 55.0.

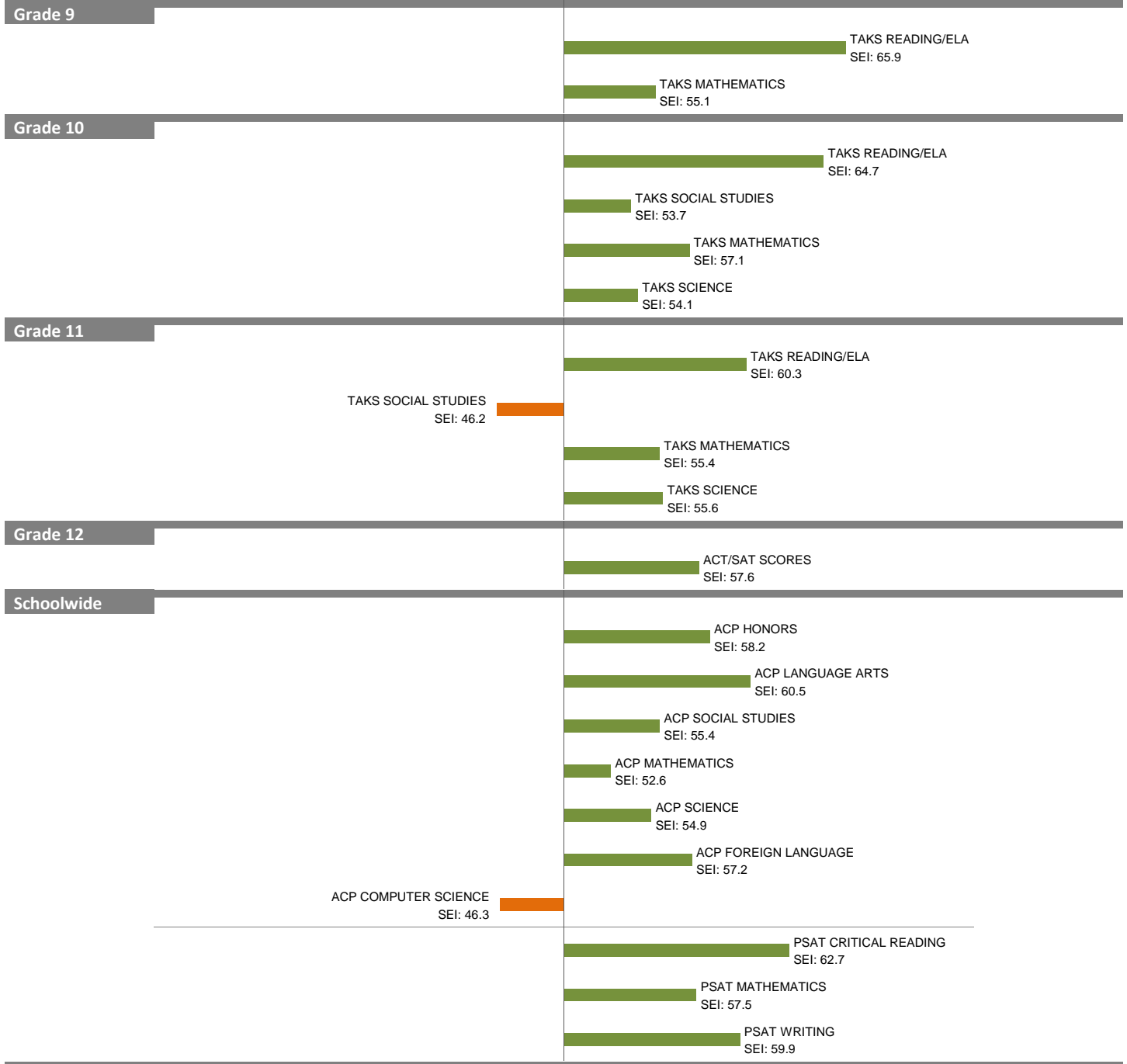
# 2010-11 School Effectiveness Index (SEI) Analysis

33-TOWNVIEW BUSINESS

2011-12 LC: MAGNETS

Overall SEI: 56.6

AEIS Rating: Exemplary



NOTES: The overall SEI has a mean of 50 and standard deviation of 5. The range for an “average” overall SEI is 47.5 to 52.5. Component SEIs (i.e., “Grade 5 TAKS READING” or “PSAT WRITING”) each have mean 50 and standard deviation 10, and they are computed only if at least eight students are eligible. The range for an “average” component SEI is 45.0 to 55.0.

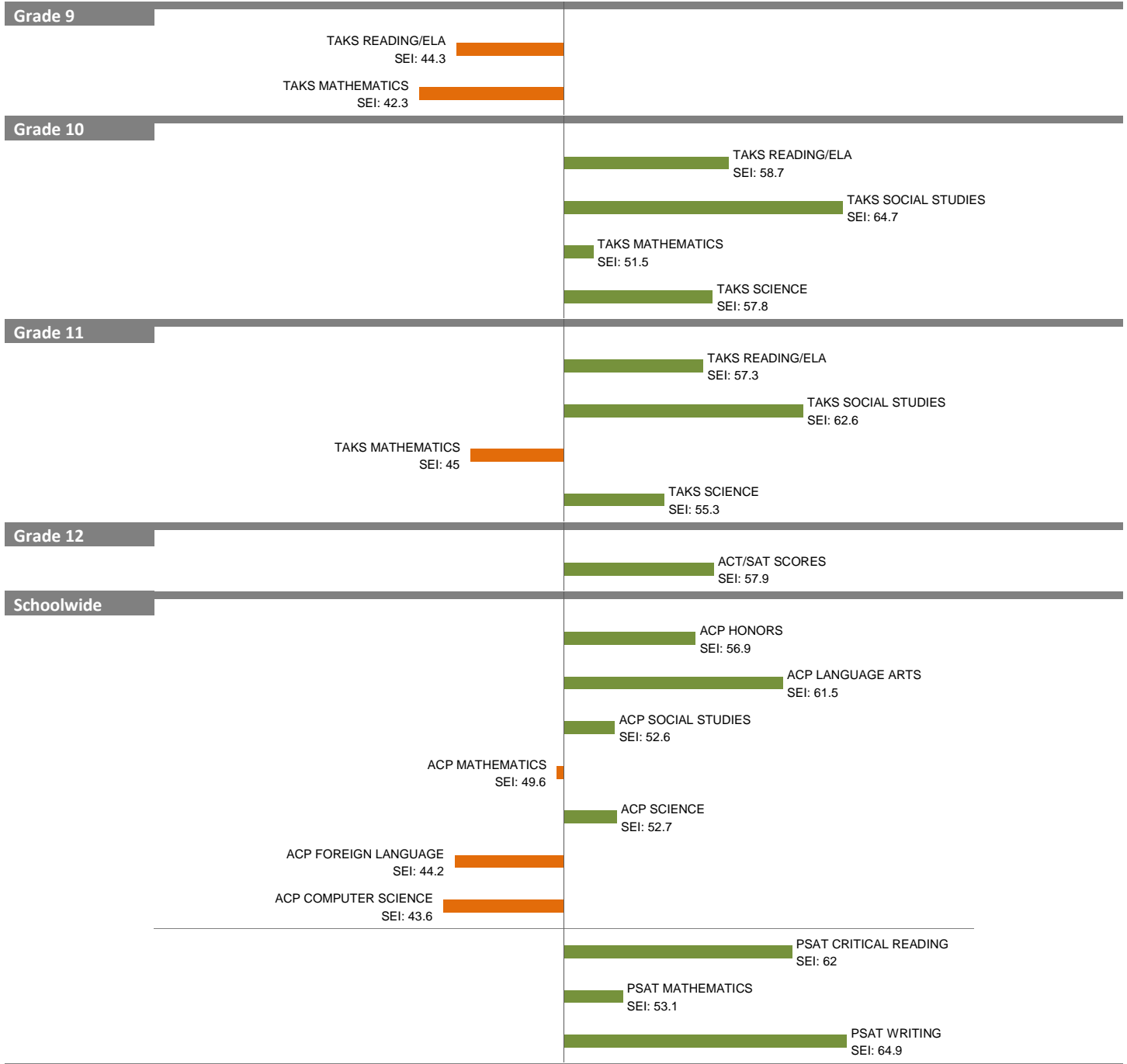
# 2010-11 School Effectiveness Index (SEI) Analysis

34-WASHINGTON ARTS MAGNET

Overall SEI: 53.8

2011-12 LC: MAGNETS

AEIS Rating: Recognized



NOTES: The overall SEI has a mean of 50 and standard deviation of 5. The range for an “average” overall SEI is 47.5 to 52.5. Component SEIs (i.e., “Grade 5 TAKS READING” or “PSAT WRITING”) each have mean 50 and standard deviation 10, and they are computed only if at least eight students are eligible. The range for an “average” component SEI is 45.0 to 55.0.

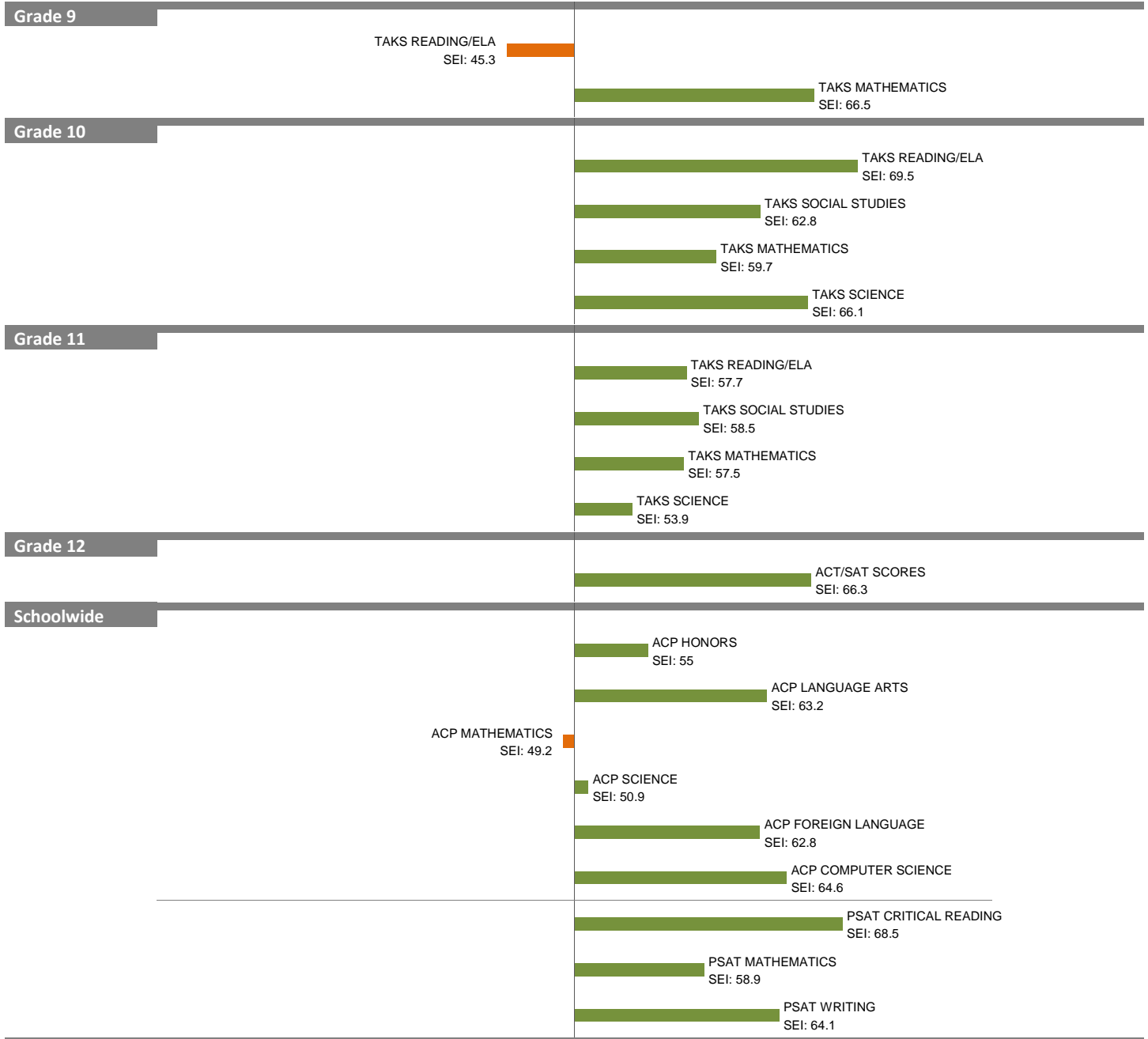
# 2010-11 School Effectiveness Index (SEI) Analysis

35-IRMA RANGEL LEADERSHIP ACADEMY (HIGH)

Overall SEI: 59.2

2011-12 LC: MAGNETS

AEIS Rating: Exemplary



NOTES: The overall SEI has a mean of 50 and standard deviation of 5. The range for an “average” overall SEI is 47.5 to 52.5. Component SEIs (i.e., “Grade 5 TAKS READING” or “PSAT WRITING”) each have mean 50 and standard deviation 10, and they are computed only if at least eight students are eligible. The range for an “average” component SEI is 45.0 to 55.0.

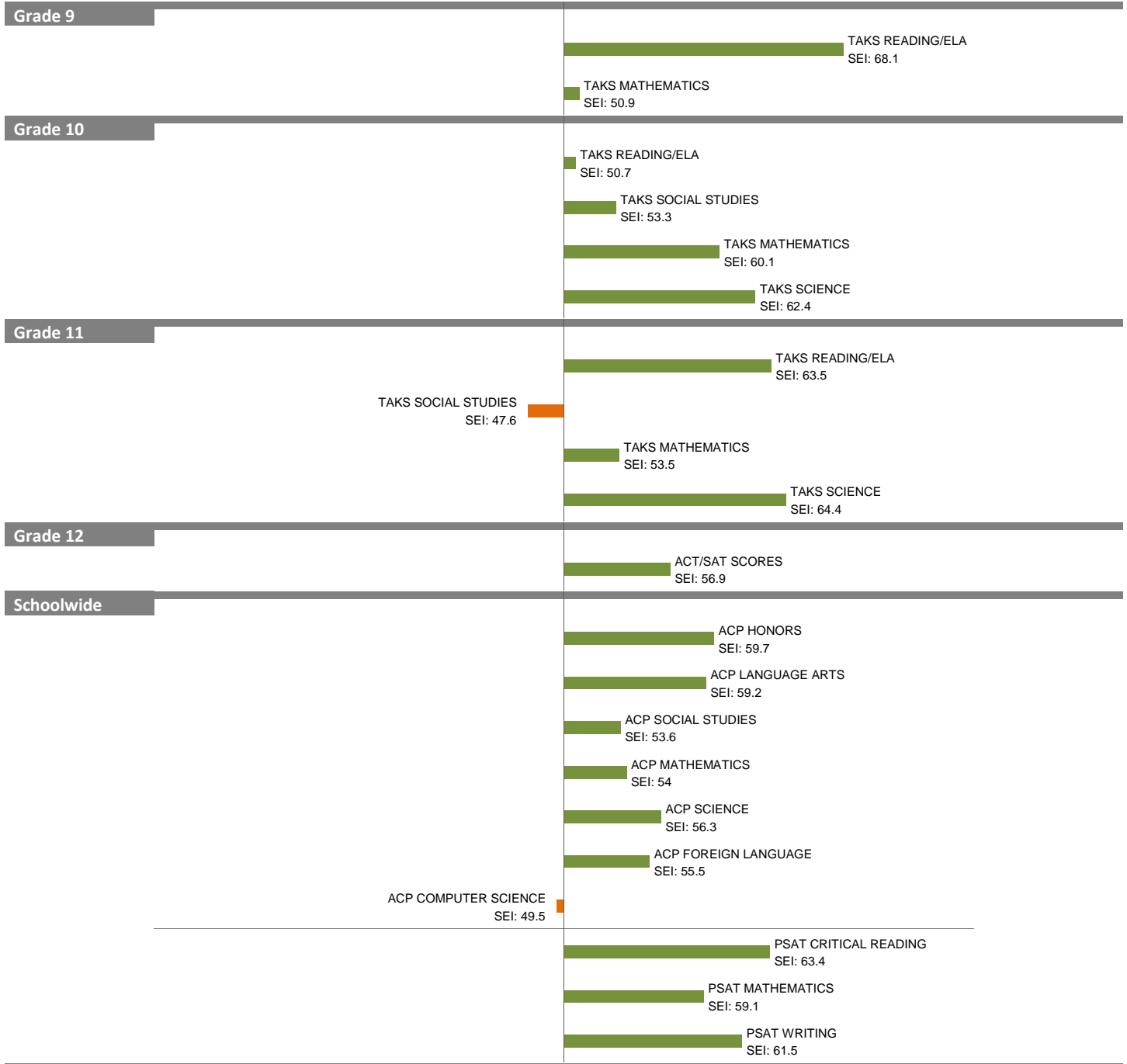
# 2010-11 School Effectiveness Index (SEI) Analysis

36-TOWNVIEW HEALTH PROF.

Overall SEI: 57.1

2011-12 LC: MAGNETS

AEIS Rating: Exemplary



NOTES: The overall SEI has a mean of 50 and standard deviation of 5. The range for an "average" overall SEI is 47.5 to 52.5. Component SEIs (i.e., "Grade 5 TAKS READING" or "PSAT WRITING") each have mean 50 and standard deviation 10, and they are computed only if at least eight students are eligible. The range for an "average" component SEI is 45.0 to 55.0.

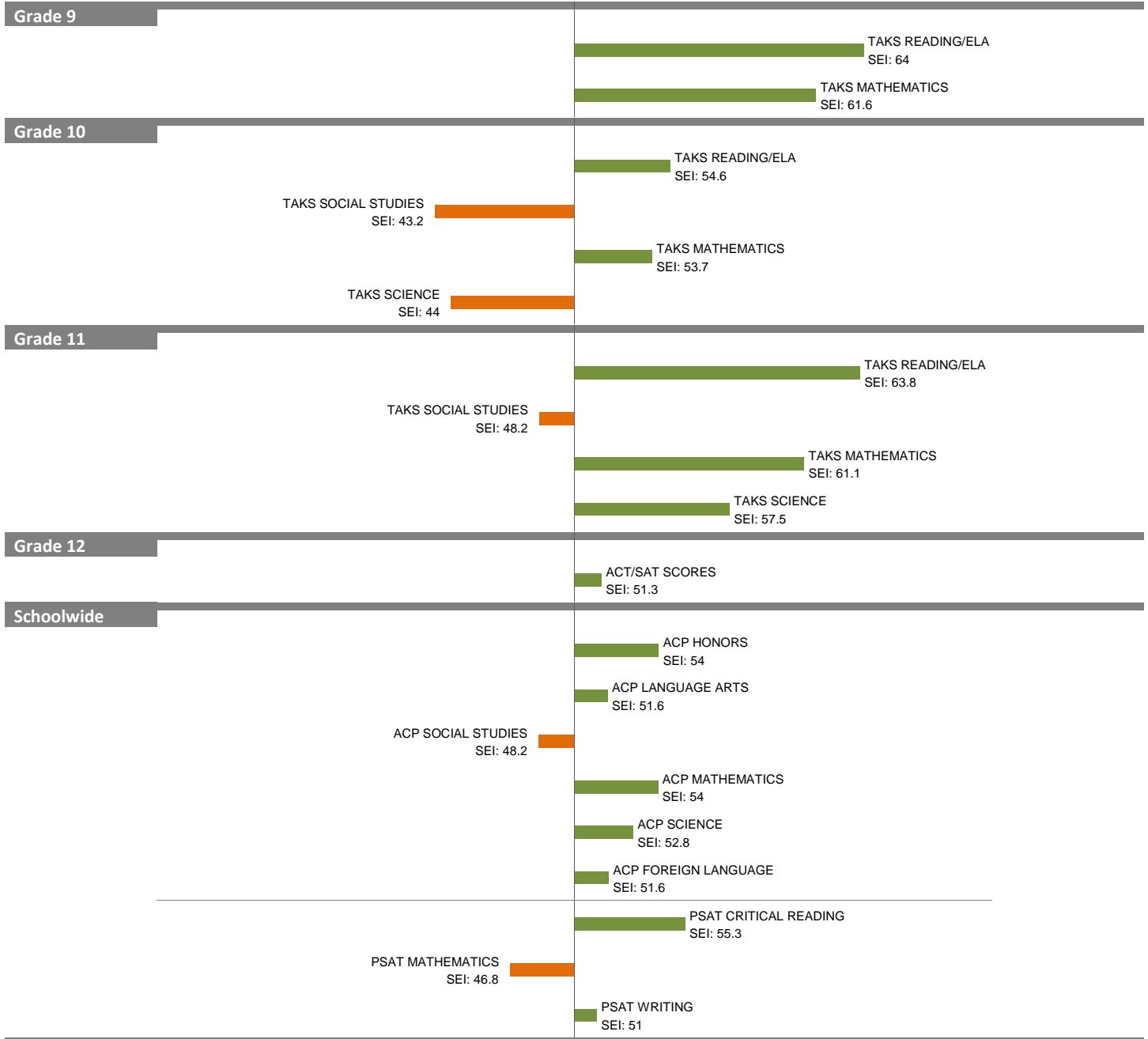
# 2010-11 School Effectiveness Index (SEI) Analysis

37-TOWNVIEW EDUC & SOC SVCS

Overall SEI: 53.8

2011-12 LC: MAGNETS

AEIS Rating: Exemplary



NOTES: The overall SEI has a mean of 50 and standard deviation of 5. The range for an "average" overall SEI is 47.5 to 52.5. Component SEIs (i.e., "Grade 5 TAKS READING" or "PSAT WRITING") each have mean 50 and standard deviation 10, and they are computed only if at least eight students are eligible. The range for an "average" component SEI is 45.0 to 55.0.


# 2010-11 School Effectiveness Index (SEI) Analysis

38–HAROLD BAREFOOT SANDERS LAW MAGNET

Overall SEI: 57.8

2011-12 LC: MAGNETS

AEIS Rating: Exemplary



NOTES: The overall SEI has a mean of 50 and standard deviation of 5. The range for an “average” overall SEI is 47.5 to 52.5. Component SEIs (i.e., “Grade 5 TAKS READING” or “PSAT WRITING”) each have mean 50 and standard deviation 10, and they are computed only if at least eight students are eligible. The range for an “average” component SEI is 45.0 to 55.0.



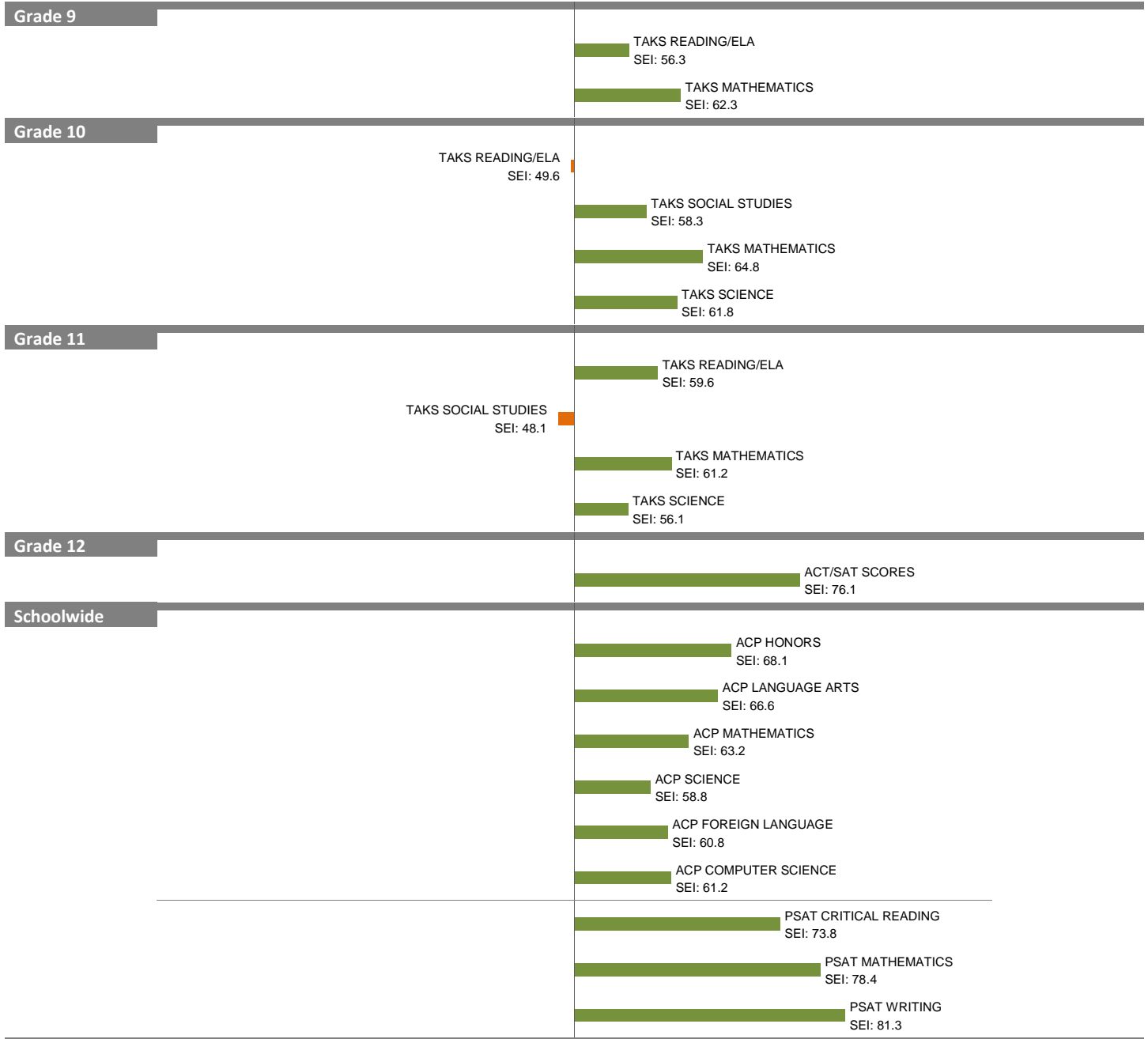
# 2010-11 School Effectiveness Index (SEI) Analysis

39-TOWNVIEW TALENTED & GIFTED

Overall SEI: 60.6

2011-12 LC: MAGNETS

AEIS Rating: Exemplary



NOTES: The overall SEI has a mean of 50 and standard deviation of 5. The range for an “average” overall SEI is 47.5 to 52.5. Component SEIs (i.e., “Grade 5 TAKS READING” or “PSAT WRITING”) each have mean 50 and standard deviation 10, and they are computed only if at least eight students are eligible. The range for an “average” component SEI is 45.0 to 55.0.

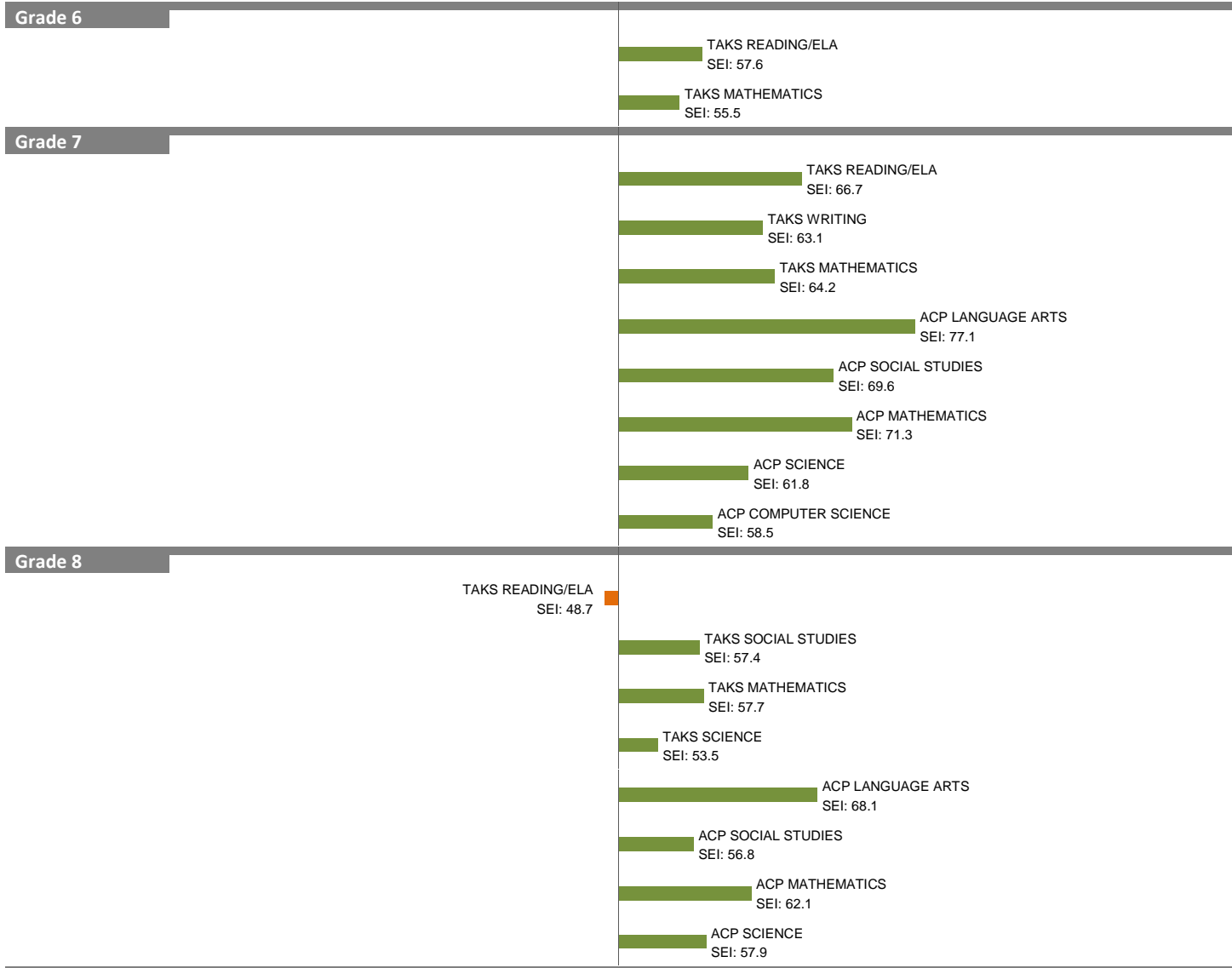
# 2010-11 School Effectiveness Index (SEI) Analysis

57-WILLIAMS B. TRAVIS ACADEMY

Overall SEI: 59.8

2011-12 LC: MAGNETS

AEIS Rating: Exemplary



NOTES: The overall SEI has a mean of 50 and standard deviation of 5. The range for an “average” overall SEI is 47.5 to 52.5. Component SEIs (i.e., “Grade 5 TAKS READING” or “PSAT WRITING”) each have mean 50 and standard deviation 10, and they are computed only if at least eight students are eligible. The range for an “average” component SEI is 45.0 to 55.0.

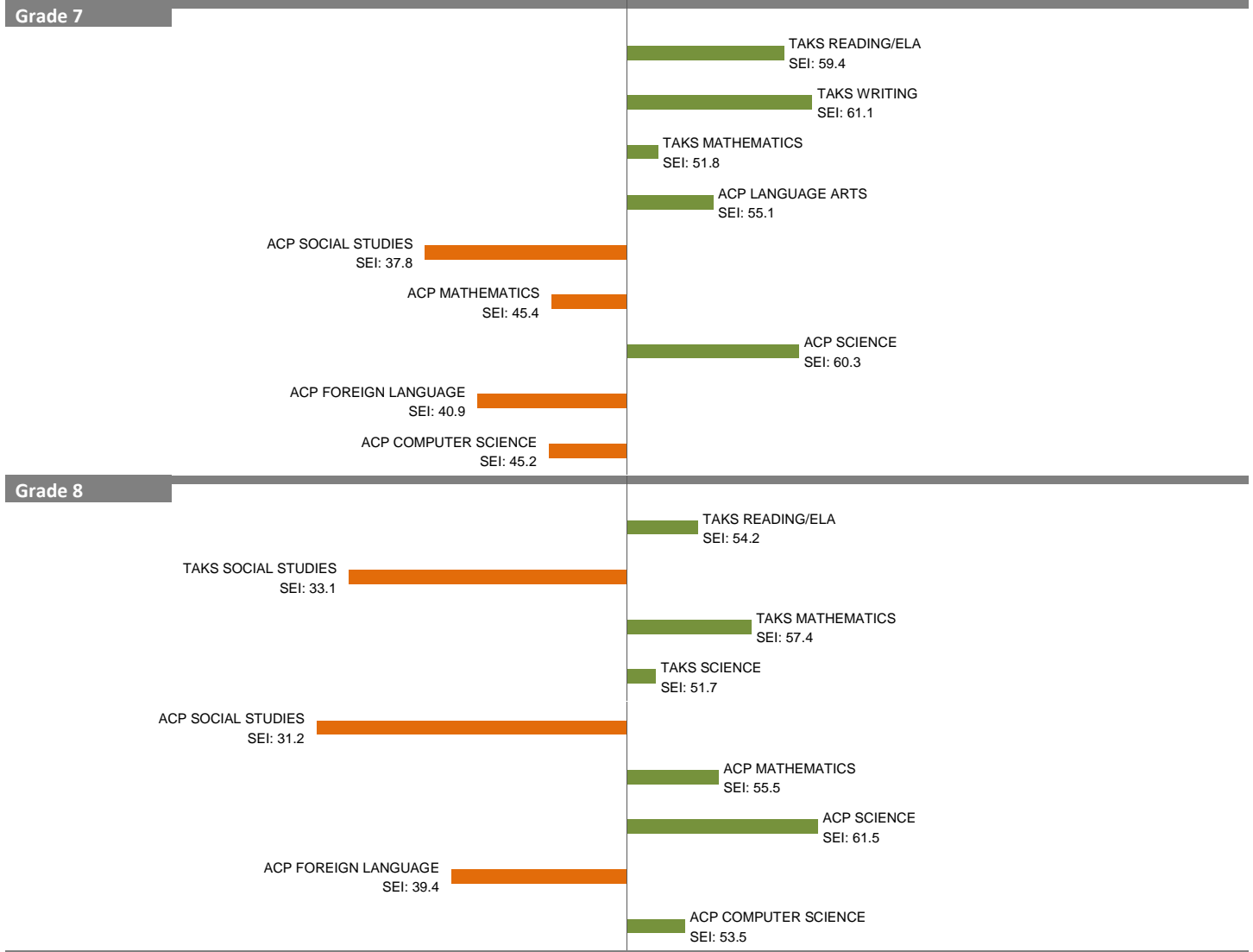
# 2010-11 School Effectiveness Index (SEI) Analysis

66-HARRY STONE MONTESSORI

Overall SEI: 50.9

2011-12 LC: MAGNETS

AEIS Rating: Exemplary



NOTES: The overall SEI has a mean of 50 and standard deviation of 5. The range for an “average” overall SEI is 47.5 to 52.5. Component SEIs (i.e., “Grade 5 TAKS READING” or “PSAT WRITING”) each have mean 50 and standard deviation 10, and they are computed only if at least eight students are eligible. The range for an “average” component SEI is 45.0 to 55.0.

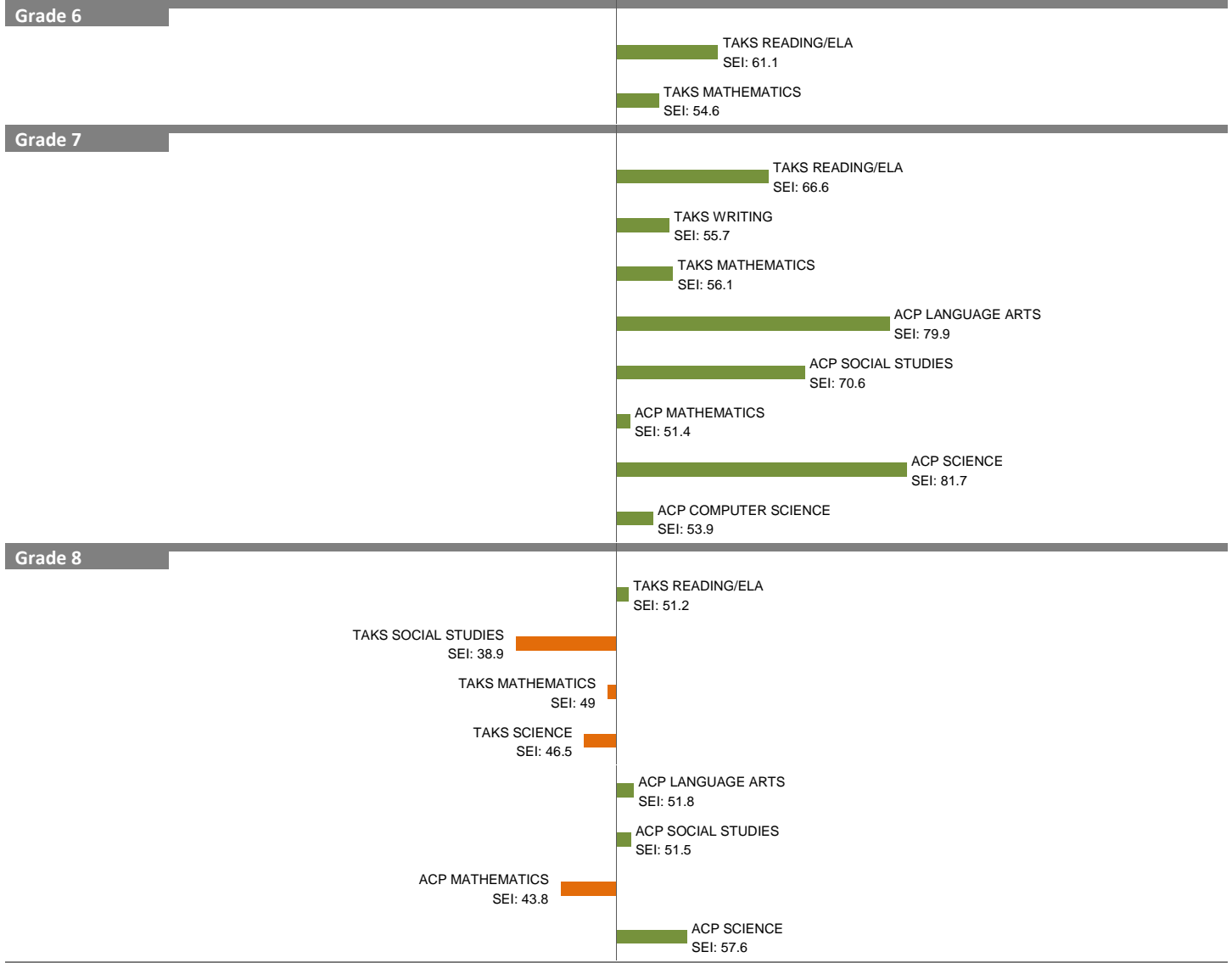
# 2010-11 School Effectiveness Index (SEI) Analysis

71-DALLAS ENVIRONMENTAL SCIENCE

Overall SEI: 54.6

2011-12 LC: MAGNETS

AEIS Rating: Exemplary



NOTES: The overall SEI has a mean of 50 and standard deviation of 5. The range for an “average” overall SEI is 47.5 to 52.5. Component SEIs (i.e., “Grade 5 TAKS READING” or “PSAT WRITING”) each have mean 50 and standard deviation 10, and they are computed only if at least eight students are eligible. The range for an “average” component SEI is 45.0 to 55.0.

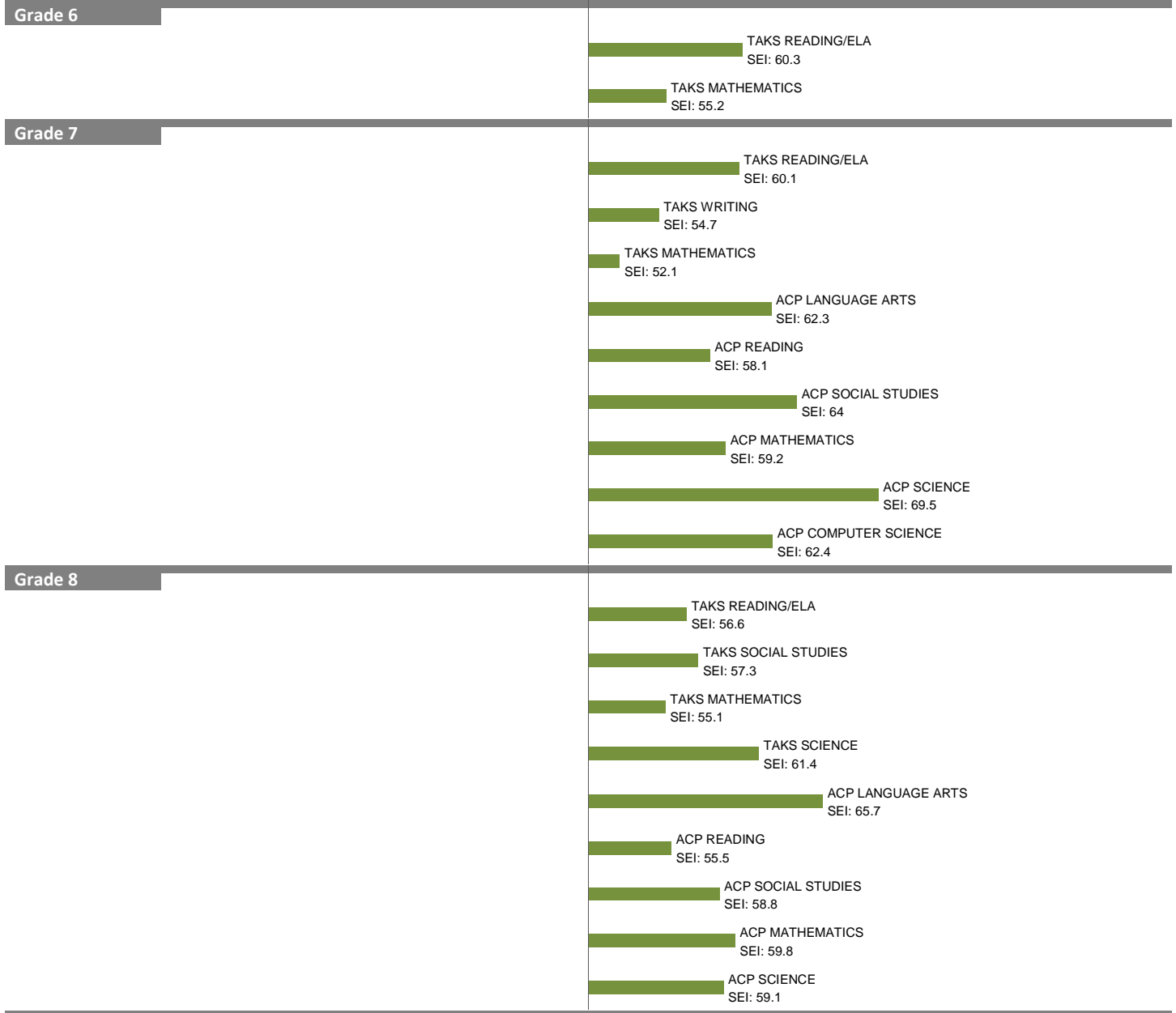
# 2010-11 School Effectiveness Index (SEI) Analysis

73-LONGFELLOW ACADEMY

2011-12 LC: MAGNETS

Overall SEI: 58.1

AEIS Rating: Exemplary



NOTES: The overall SEI has a mean of 50 and standard deviation of 5. The range for an “average” overall SEI is 47.5 to 52.5. Component SEIs (i.e., “Grade 5 TAKS READING” or “PSAT WRITING”) each have mean 50 and standard deviation 10, and they are computed only if at least eight students are eligible. The range for an “average” component SEI is 45.0 to 55.0.

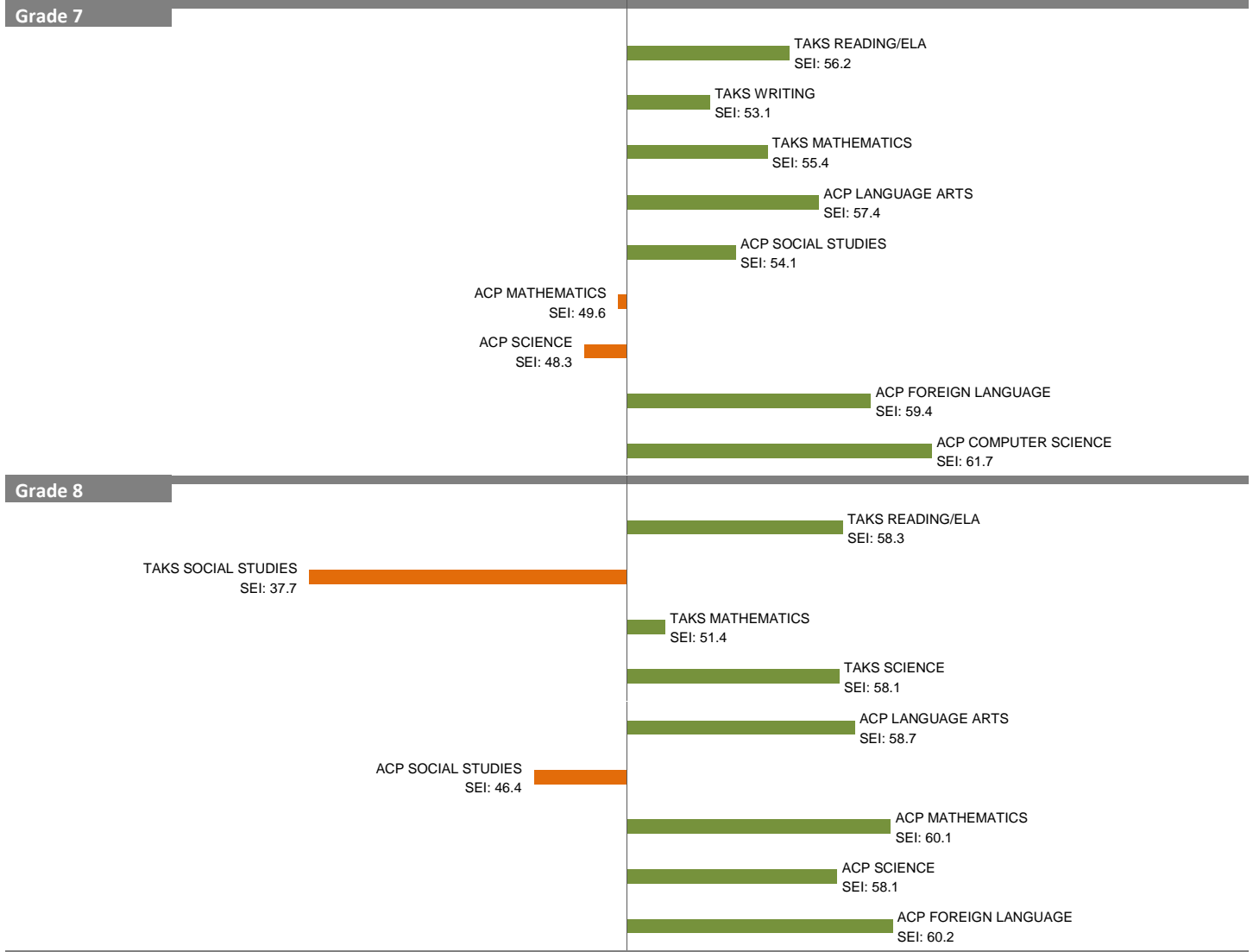
# 2010-11 School Effectiveness Index (SEI) Analysis

75-GEORGE BANNERMAN DEALEY

2011-12 LC: MAGNETS

Overall SEI: 53.5

AEIS Rating: Exemplary



NOTES: The overall SEI has a mean of 50 and standard deviation of 5. The range for an "average" overall SEI is 47.5 to 52.5. Component SEIs (i.e., "Grade 5 TAKS READING" or "PSAT WRITING") each have mean 50 and standard deviation 10, and they are computed only if at least eight students are eligible. The range for an "average" component SEI is 45.0 to 55.0.

# 2010-11 School Effectiveness Index (SEI) Analysis

134-GEORGE BANNERMAN DEALEY

2011-12 LC: MAGNETS

Overall SEI: 52.6

AEIS Rating: Exemplary



NOTES: The overall SEI has a mean of 50 and standard deviation of 5. The range for an “average” overall SEI is 47.5 to 52.5. Component SEIs (i.e., “Grade 5 TAKS READING” or “PSAT WRITING”) each have mean 50 and standard deviation 10, and they are computed only if at least eight students are eligible. The range for an “average” component SEI is 45.0 to 55.0.

# 2010-11 School Effectiveness Index (SEI) Analysis

212--HARRY STONE MONTESSORI

2011-12 LC: MAGNETS

Overall SEI: 52.8

AEIS Rating: Recognized



NOTES: The overall SEI has a mean of 50 and standard deviation of 5. The range for an "average" overall SEI is 47.5 to 52.5. Component SEIs (i.e., "Grade 5 TAKS READING" or "PSAT WRITING") each have mean 50 and standard deviation 10, and they are computed only if at least eight students are eligible. The range for an "average" component SEI is 45.0 to 55.0.




# 2010-11 School Effectiveness Index (SEI) Analysis

217--WILLIAM B. TRAVIS VANGUARD

2011-12 LC: MAGNETS

Overall SEI: 56.8

AEIS Rating: Exemplary



NOTES: The overall SEI has a mean of 50 and standard deviation of 5. The range for an "average" overall SEI is 47.5 to 52.5. Component SEIs (i.e., "Grade 5 TAKS READING" or "PSAT WRITING") each have mean 50 and standard deviation 10, and they are computed only if at least eight students are eligible. The range for an "average" component SEI is 45.0 to 55.0.

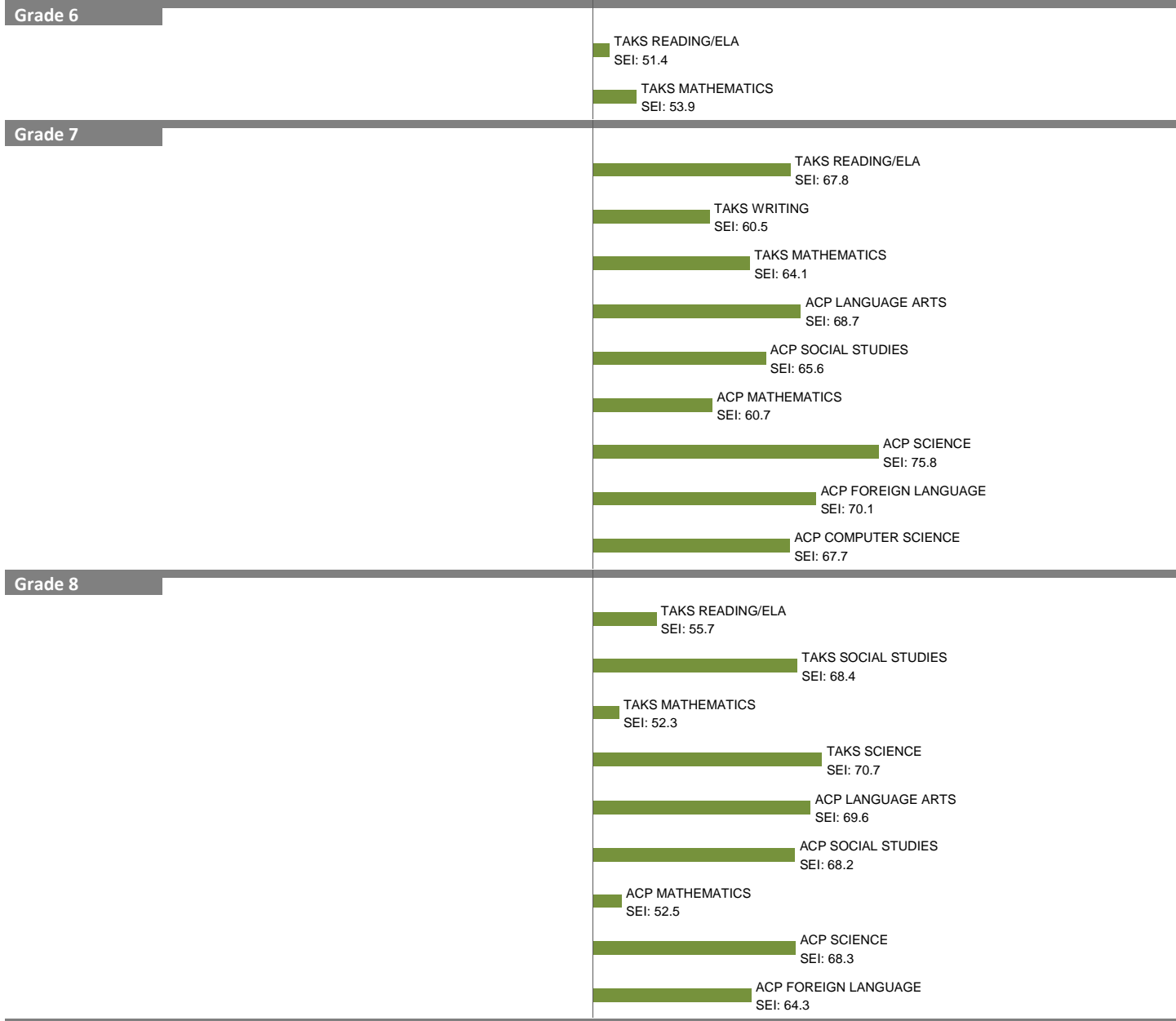
# 2010-11 School Effectiveness Index (SEI) Analysis

356--IRMA RANGEL LEADERSHIP ACADEMY (MIDDLE)

Overall SEI: 62.4

2011-12 LC: MAGNETS

AEIS Rating: Exemplary



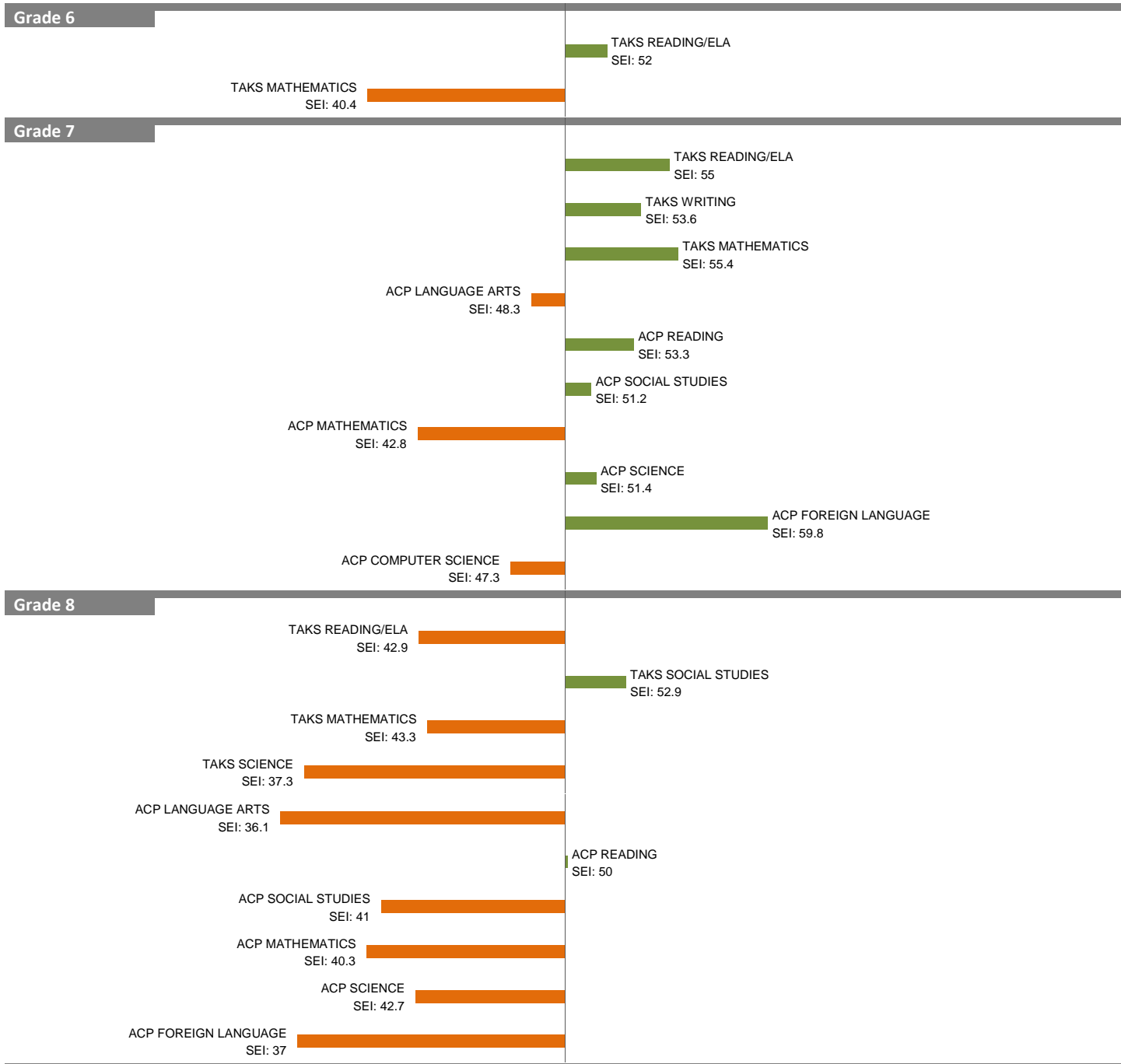
NOTES: The overall SEI has a mean of 50 and standard deviation of 5. The range for an "average" overall SEI is 47.5 to 52.5. Component SEIs (i.e., "Grade 5 TAKS READING" or "PSAT WRITING") each have mean 50 and standard deviation 10, and they are computed only if at least eight students are eligible. The range for an "average" component SEI is 45.0 to 55.0.

# 2010-11 School Effectiveness Index (SEI) Analysis

802-HOLMES ACADEMY

Overall SEI: 46.9

2011-12 LC: SOUTH



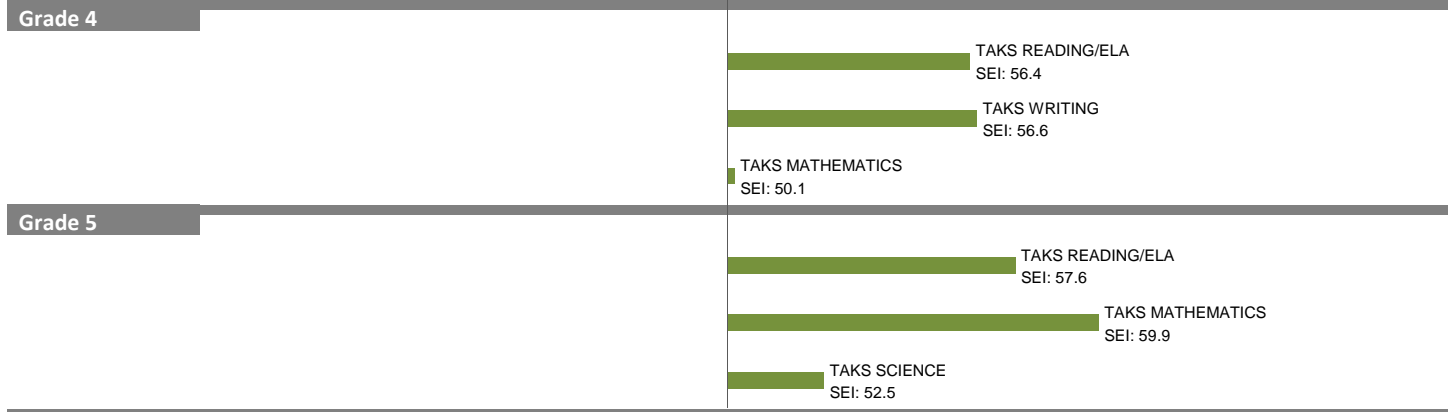
NOTES: The overall SEI has a mean of 50 and standard deviation of 5. The range for an “average” overall SEI is 47.5 to 52.5. Component SEIs (i.e., “Grade 5 TAKS READING” or “PSAT WRITING”) each have mean 50 and standard deviation 10, and they are computed only if at least eight students are eligible. The range for an “average” component SEI is 45.0 to 55.0.

# 2010-11 School Effectiveness Index (SEI) Analysis

828-K.B. POLK VANGUARD

Overall SEI: 55.5

2011-12 LC: NORTHWEST



NOTES: The overall SEI has a mean of 50 and standard deviation of 5. The range for an "average" overall SEI is 47.5 to 52.5. Component SEIs (i.e., "Grade 5 TAKS READING" or "PSAT WRITING") each have mean 50 and standard deviation 10, and they are computed only if at least eight students are eligible. The range for an "average" component SEI is 45.0 to 55.0.