

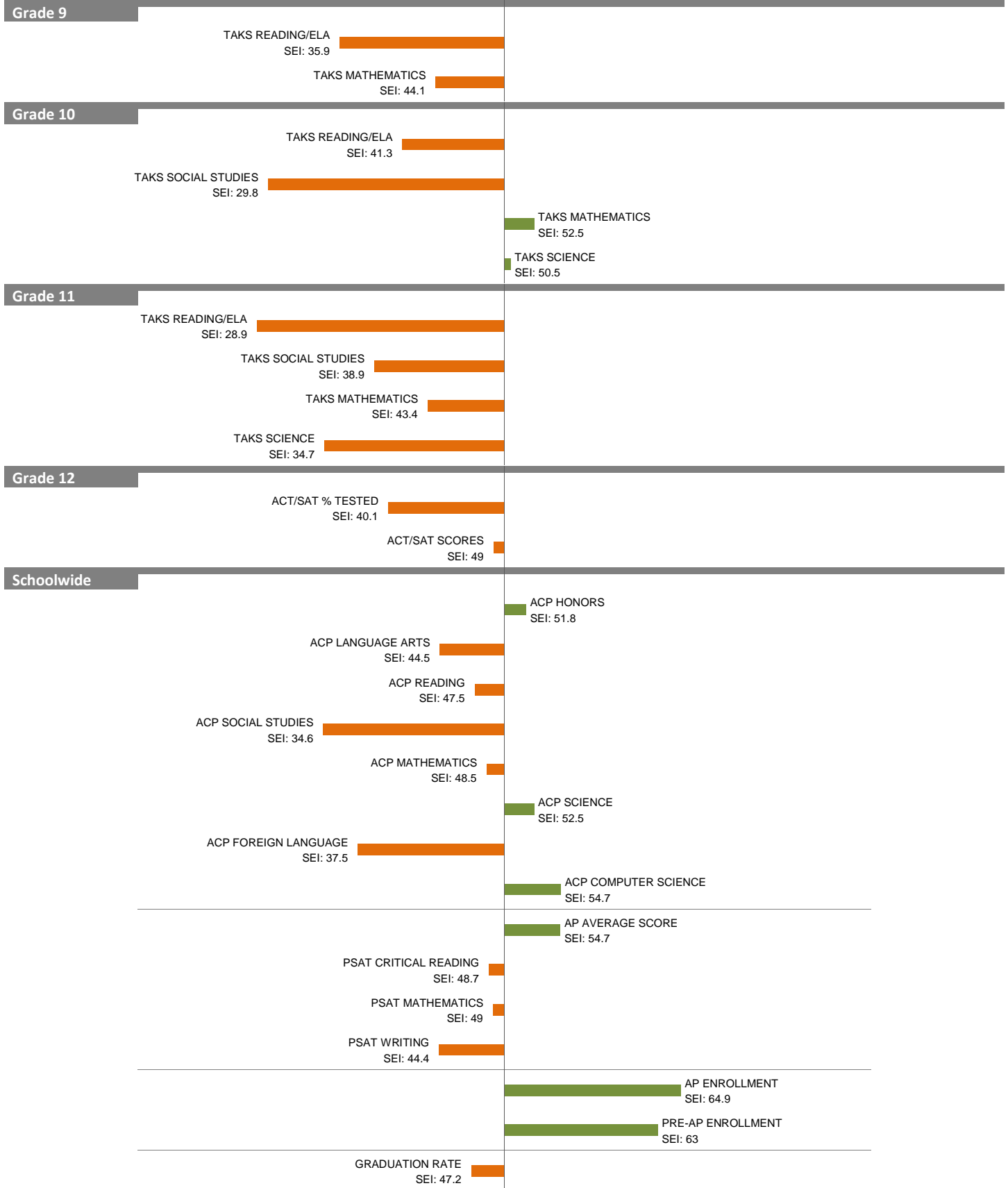
# 2010-11 School Effectiveness Index (SEI) Analysis

9-LINCOLN

Overall SEI: 43

2011-12 LC: CENTRAL

AEIS Rating: Academically Unacceptable



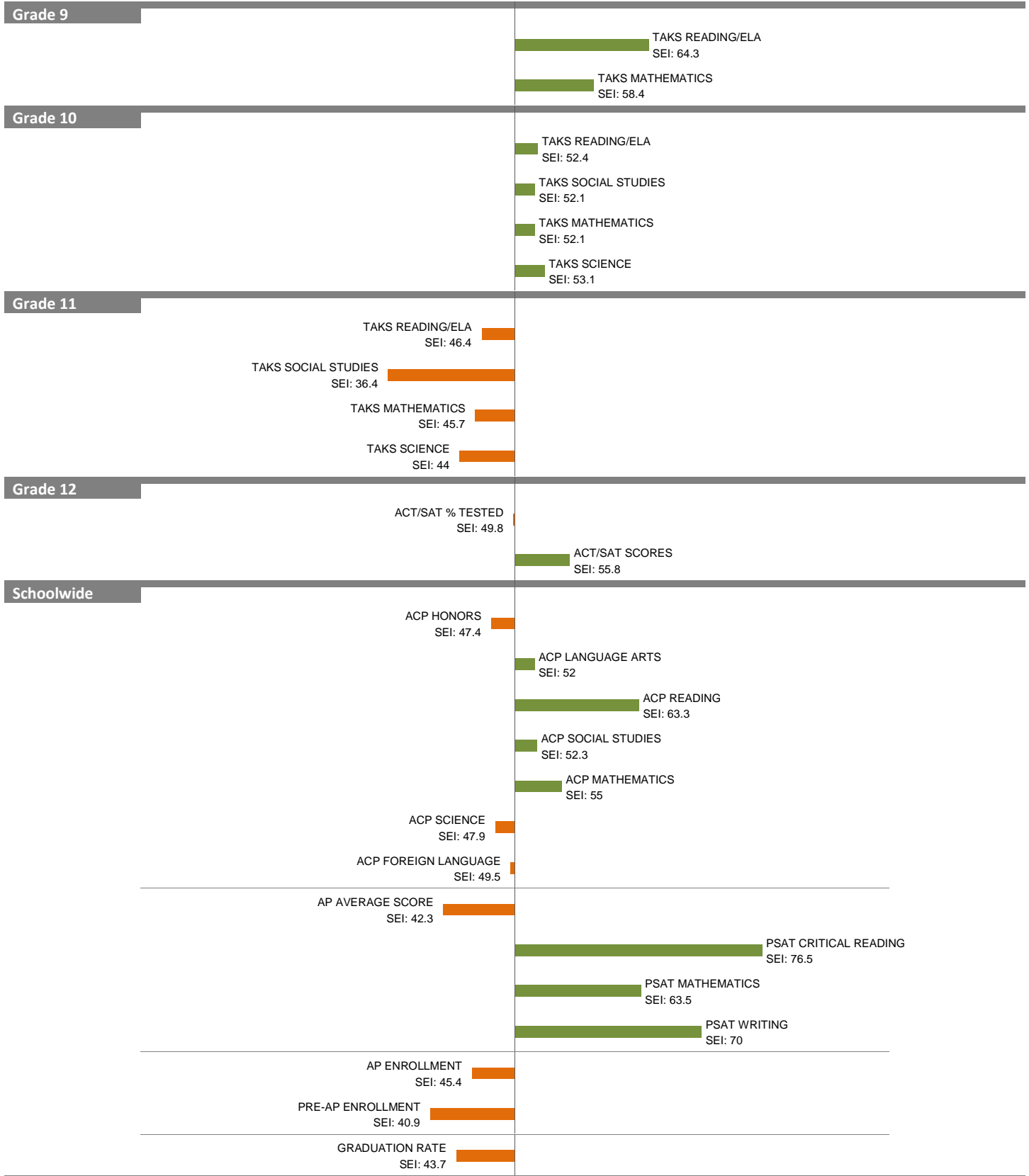
NOTES: The overall SEI has a mean of 50 and standard deviation of 5. The range for an “average” overall SEI is 47.5 to 52.5. Component SEIs (i.e., “Grade 5 TAKS READING” or “PSAT WRITING”) each have mean 50 and standard deviation 10, and they are computed only if at least eight students are eligible. The range for an “average” component SEI is 45.0 to 55.0.

# 2010-11 School Effectiveness Index (SEI) Analysis

14-W. W. SAMUELL  
2011-12 LC: CENTRAL

Overall SEI: 50.8

AEIS Rating: Academically Unacceptable



NOTES: The overall SEI has a mean of 50 and standard deviation of 5. The range for an “average” overall SEI is 47.5 to 52.5. Component SEIs (i.e., “Grade 5 TAKS READING” or “PSAT WRITING”) each have mean 50 and standard deviation 10, and they are computed only if at least eight students are eligible. The range for an “average” component SEI is 45.0 to 55.0.

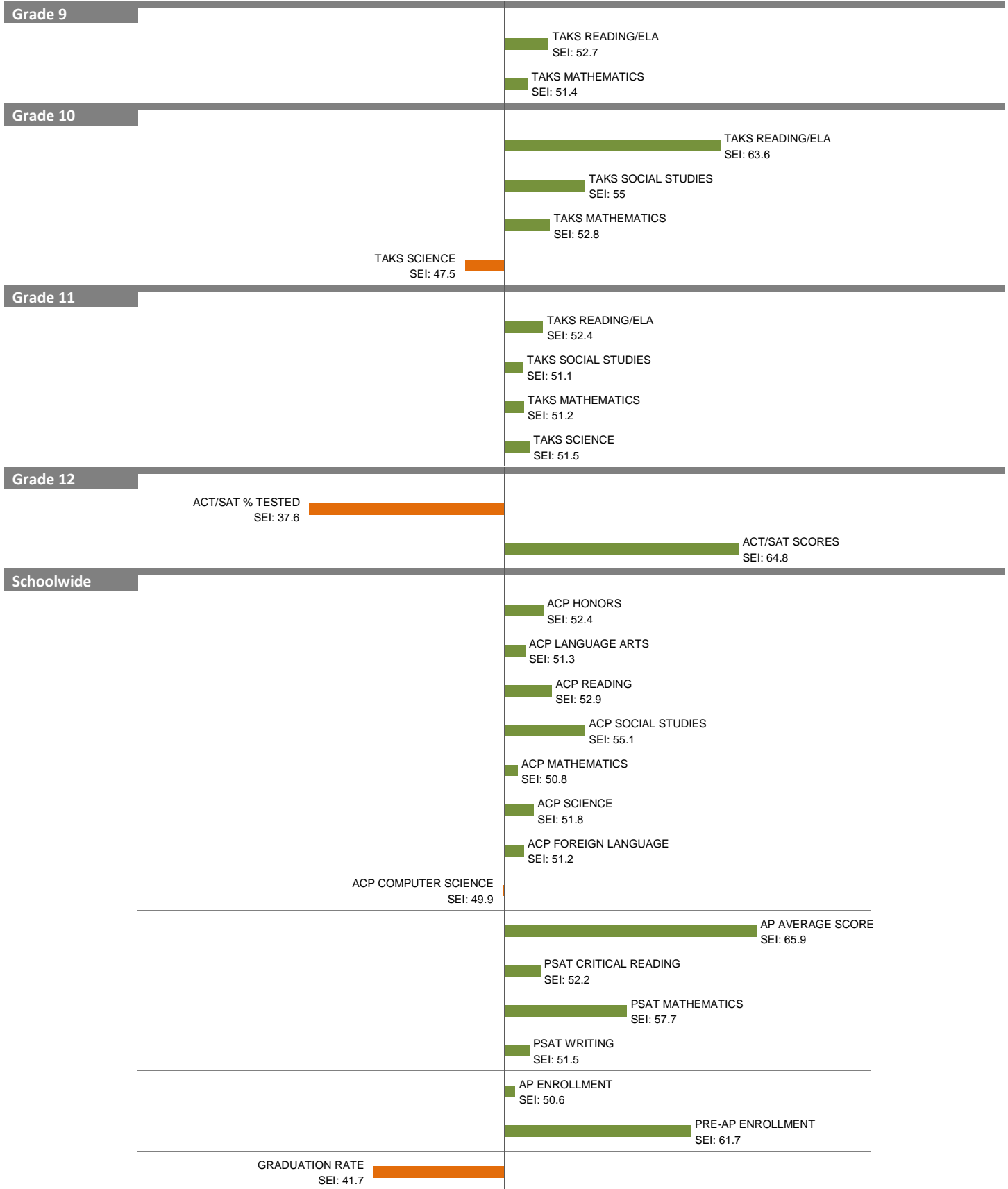
# 2010-11 School Effectiveness Index (SEI) Analysis

15-SEAGOVILLE HIGH SCHOOL

Overall SEI: 52.1

2011-12 LC: CENTRAL

AEIS Rating: Academically Unacceptable



NOTES: The overall SEI has a mean of 50 and standard deviation of 5. The range for an “average” overall SEI is 47.5 to 52.5. Component SEIs (i.e., “Grade 5 TAKS READING” or “PSAT WRITING”) each have mean 50 and standard deviation 10, and they are computed only if at least eight students are eligible. The range for an “average” component SEI is 45.0 to 55.0.

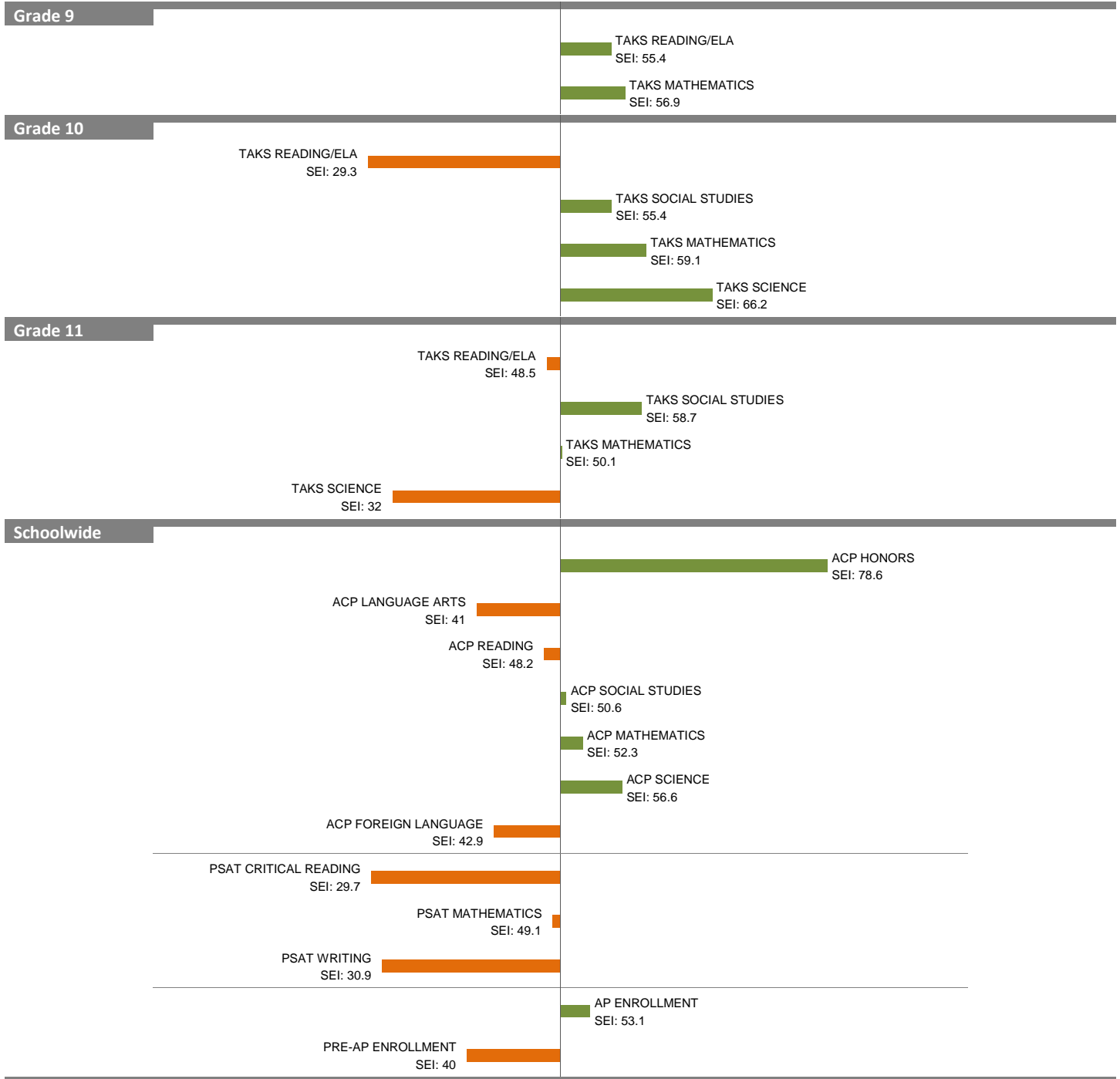
# 2010-11 School Effectiveness Index (SEI) Analysis

17-H. GRADY SPRUCE

Overall SEI: 50.2

2011-12 LC: CENTRAL

AEIS Rating: Academically Unacceptable



NOTES: The overall SEI has a mean of 50 and standard deviation of 5. The range for an “average” overall SEI is 47.5 to 52.5. Component SEIs (i.e., “Grade 5 TAKS READING” or “PSAT WRITING”) each have mean 50 and standard deviation 10, and they are computed only if at least eight students are eligible. The range for an “average” component SEI is 45.0 to 55.0.

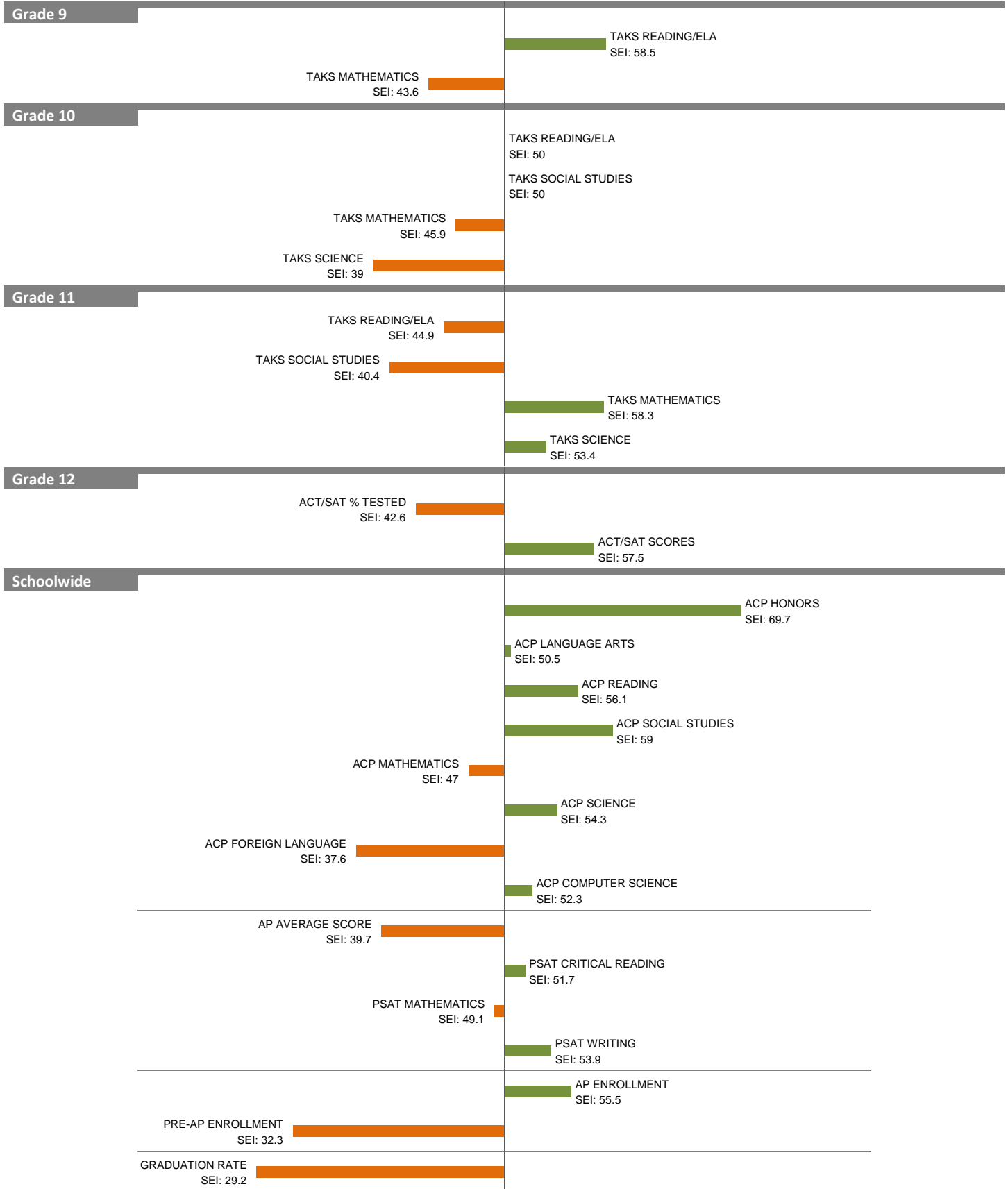
# 2010-11 School Effectiveness Index (SEI) Analysis

23-DAVID W. CARTER

Overall SEI: 48.7

2011-12 LC: CENTRAL

AEIS Rating: Academically Unacceptable



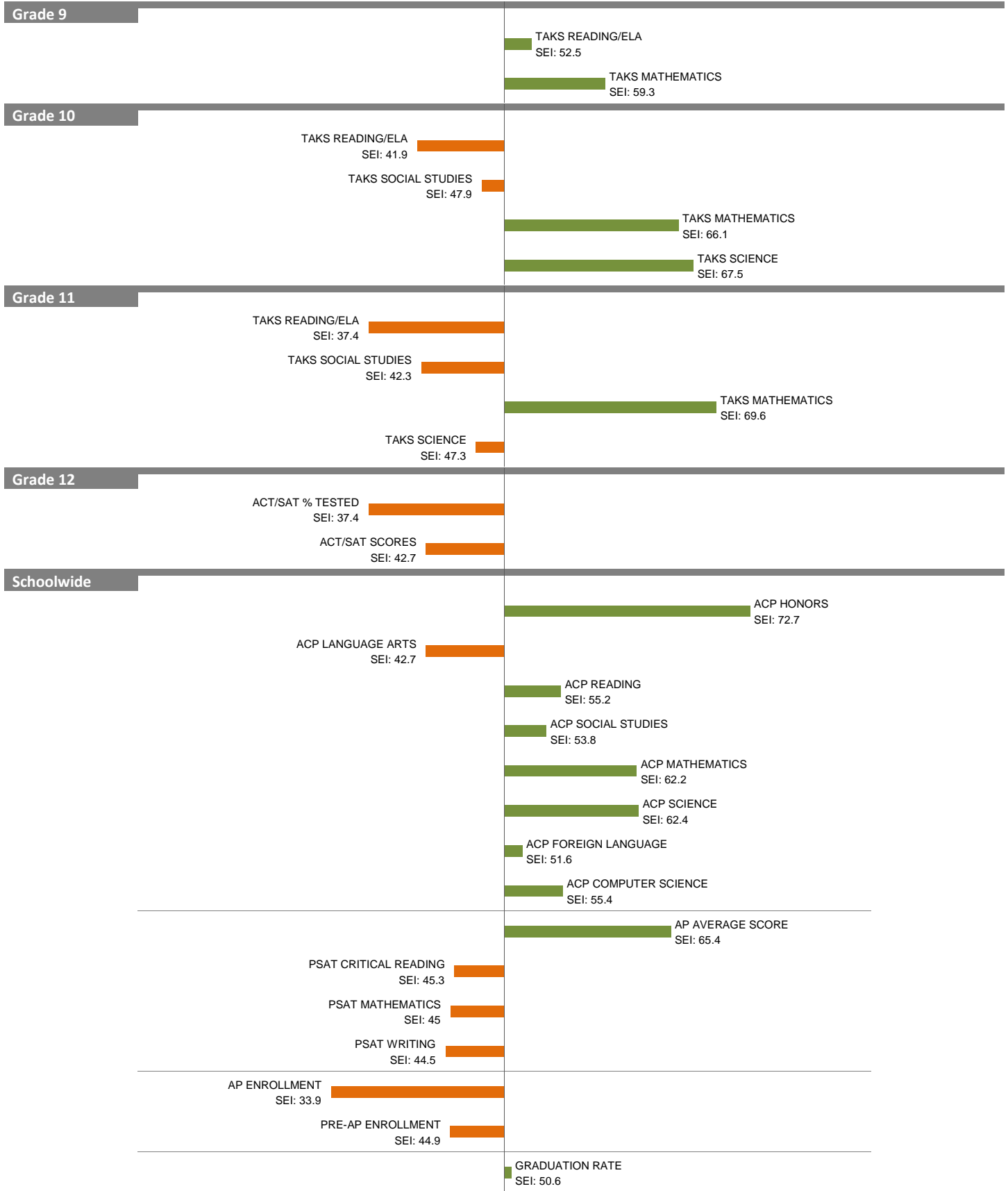
NOTES: The overall SEI has a mean of 50 and standard deviation of 5. The range for an “average” overall SEI is 47.5 to 52.5. Component SEIs (i.e., “Grade 5 TAKS READING” or “PSAT WRITING”) each have mean 50 and standard deviation 10, and they are computed only if at least eight students are eligible. The range for an “average” component SEI is 45.0 to 55.0.

# 2010-11 School Effectiveness Index (SEI) Analysis

24-NORTH DALLAS  
2011-12 LC: CENTRAL

Overall SEI: 52

AEIS Rating: Academically Unacceptable



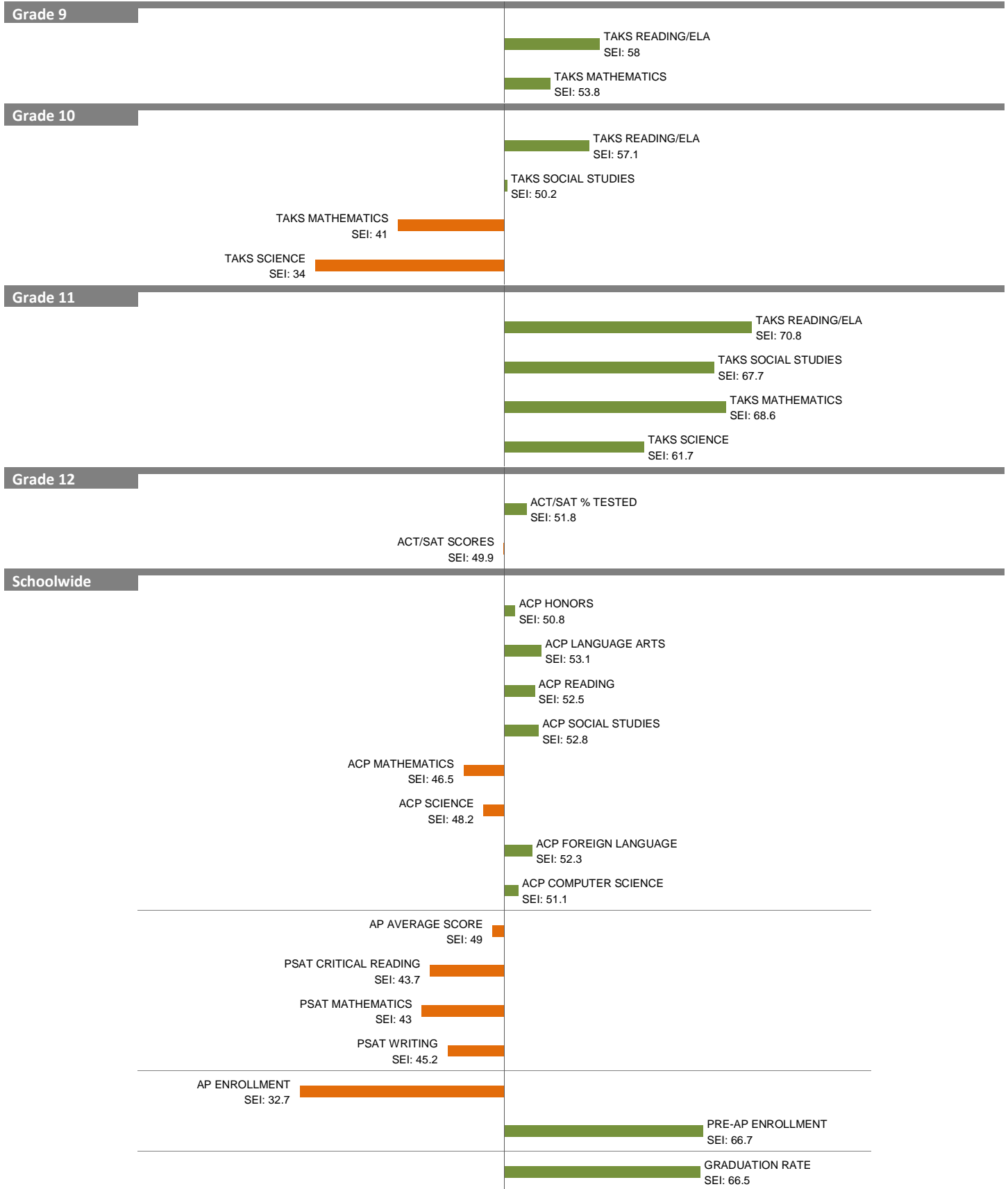
NOTES: The overall SEI has a mean of 50 and standard deviation of 5. The range for an “average” overall SEI is 47.5 to 52.5. Component SEIs (i.e., “Grade 5 TAKS READING” or “PSAT WRITING”) each have mean 50 and standard deviation 10, and they are computed only if at least eight students are eligible. The range for an “average” component SEI is 45.0 to 55.0.

# 2010-11 School Effectiveness Index (SEI) Analysis

32-JAMES MADISON  
2011-12 LC: CENTRAL

Overall SEI: 53.6

AEIS Rating: Academically Unacceptable



NOTES: The overall SEI has a mean of 50 and standard deviation of 5. The range for an “average” overall SEI is 47.5 to 52.5. Component SEIs (i.e., “Grade 5 TAKS READING” or “PSAT WRITING”) each have mean 50 and standard deviation 10, and they are computed only if at least eight students are eligible. The range for an “average” component SEI is 45.0 to 55.0.

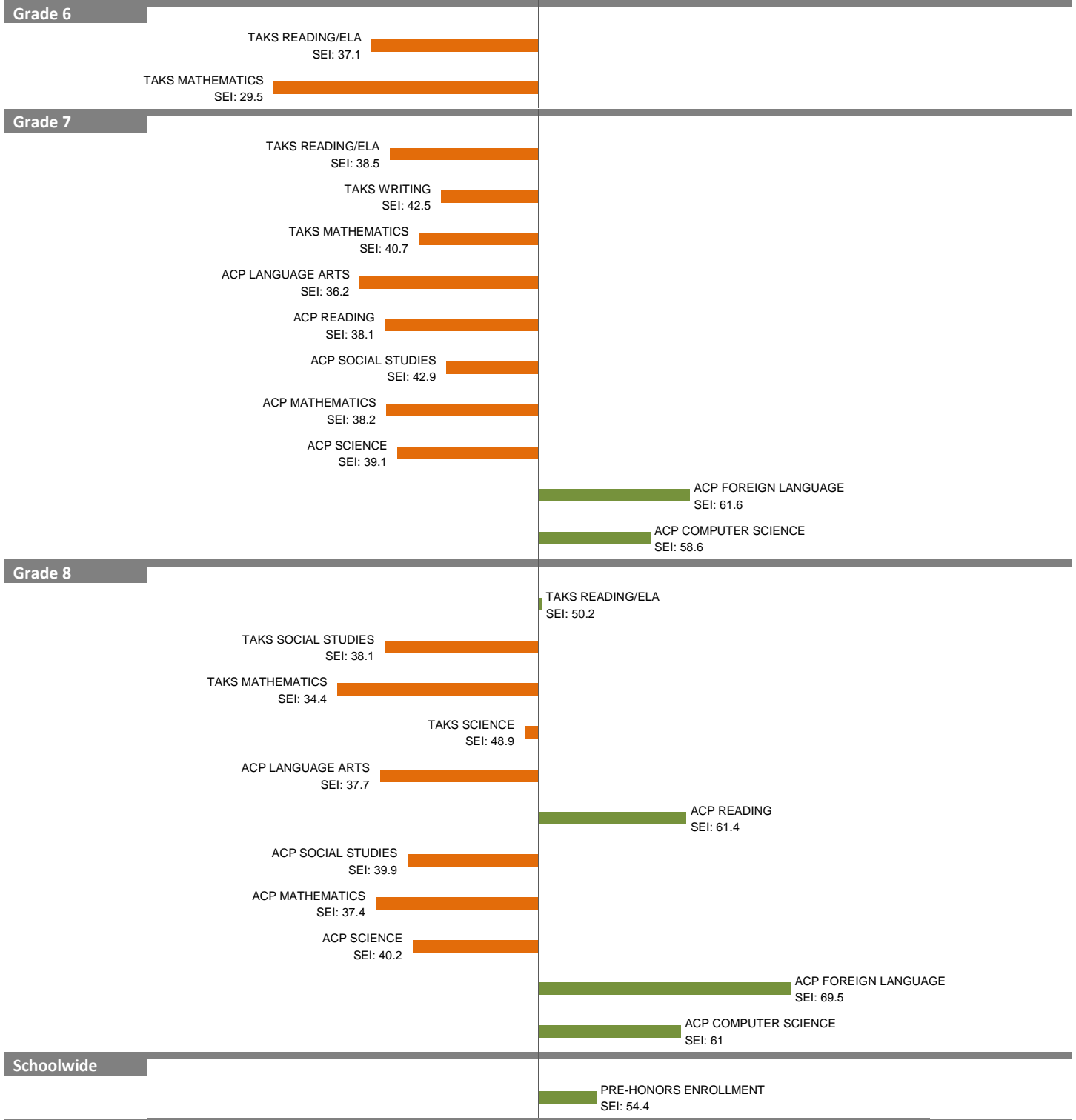
# 2010-11 School Effectiveness Index (SEI) Analysis

42-WILLIAM H. ATWELL

Overall SEI: 41.2

2011-12 LC: CENTRAL

AEIS Rating: Academically Acceptable



NOTES: The overall SEI has a mean of 50 and standard deviation of 5. The range for an “average” overall SEI is 47.5 to 52.5. Component SEIs (i.e., “Grade 5 TAKS READING” or “PSAT WRITING”) each have mean 50 and standard deviation 10, and they are computed only if at least eight students are eligible. The range for an “average” component SEI is 45.0 to 55.0.

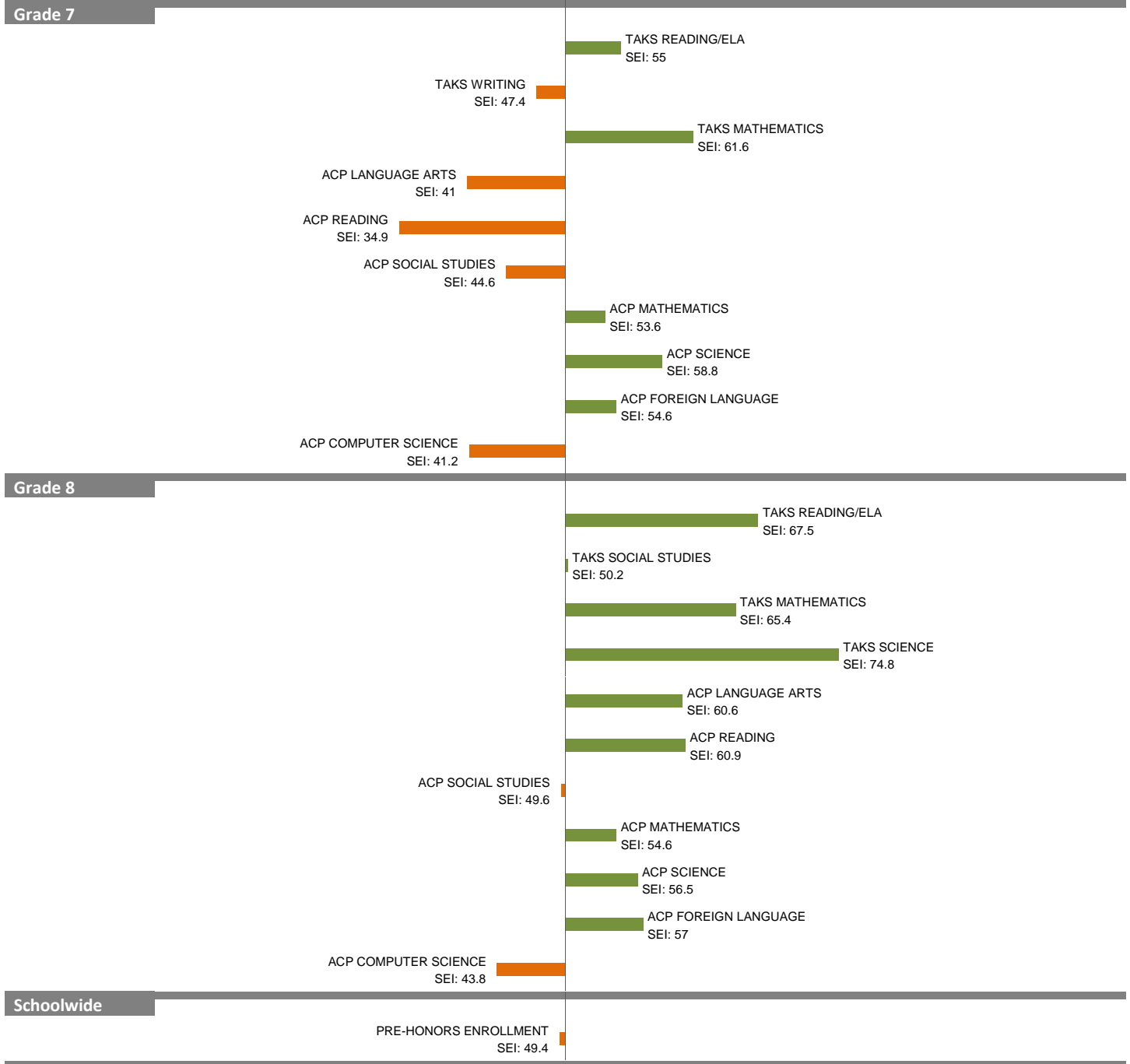


# 2010-11 School Effectiveness Index (SEI) Analysis

45-E. B. COMSTOCK  
2011-12 LC: CENTRAL

Overall SEI: 57

AEIS Rating: Academically Unacceptable



NOTES: The overall SEI has a mean of 50 and standard deviation of 5. The range for an “average” overall SEI is 47.5 to 52.5. Component SEIs (i.e., “Grade 5 TAKS READING” or “PSAT WRITING”) each have mean 50 and standard deviation 10, and they are computed only if at least eight students are eligible. The range for an “average” component SEI is 45.0 to 55.0.

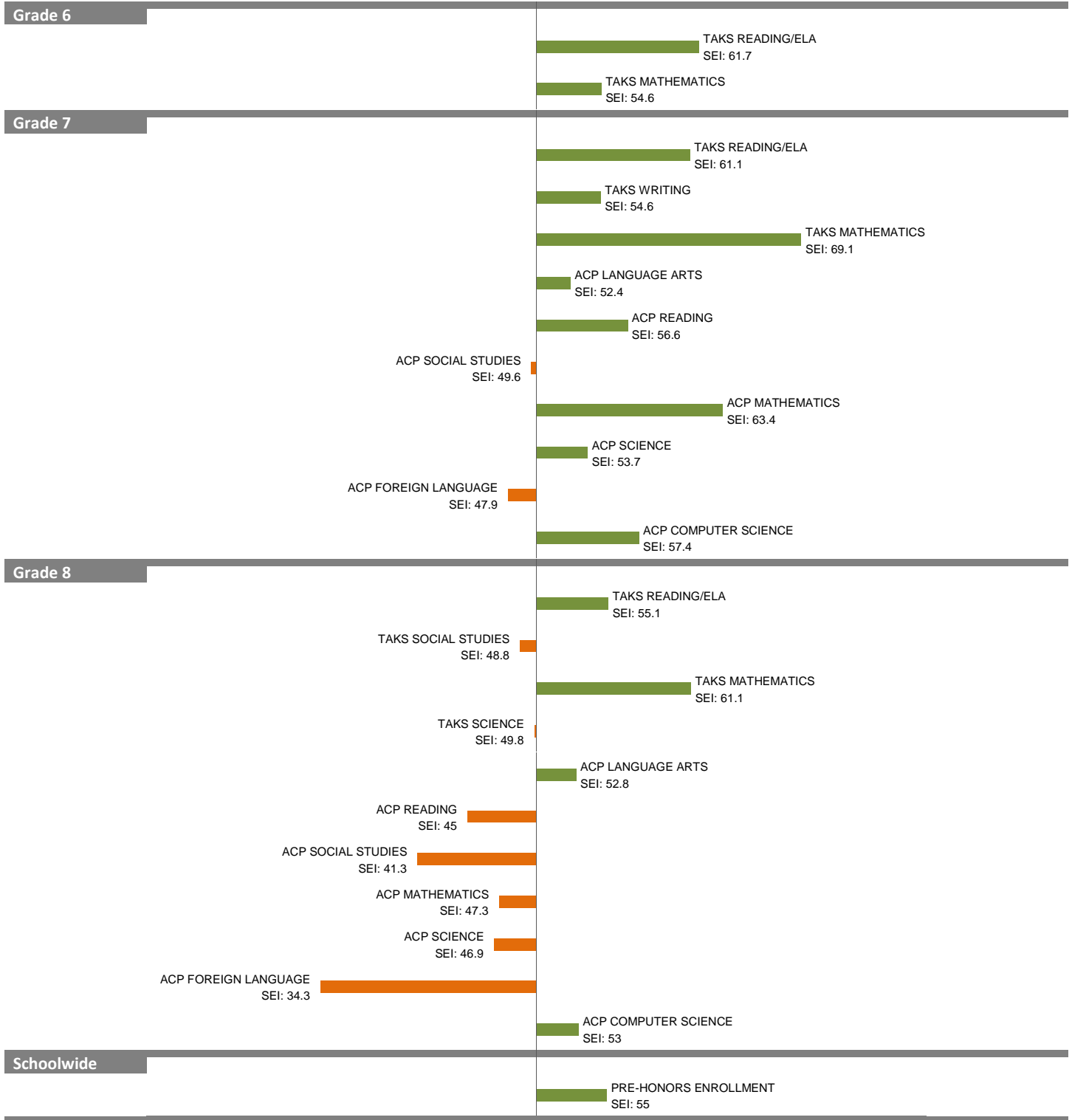
# 2010-11 School Effectiveness Index (SEI) Analysis

46-FRED F. FLORENCE

Overall SEI: 55.2

2011-12 LC: CENTRAL

AEIS Rating: Academically Unacceptable



NOTES: The overall SEI has a mean of 50 and standard deviation of 5. The range for an “average” overall SEI is 47.5 to 52.5. Component SEIs (i.e., “Grade 5 TAKS READING” or “PSAT WRITING”) each have mean 50 and standard deviation 10, and they are computed only if at least eight students are eligible. The range for an “average” component SEI is 45.0 to 55.0.

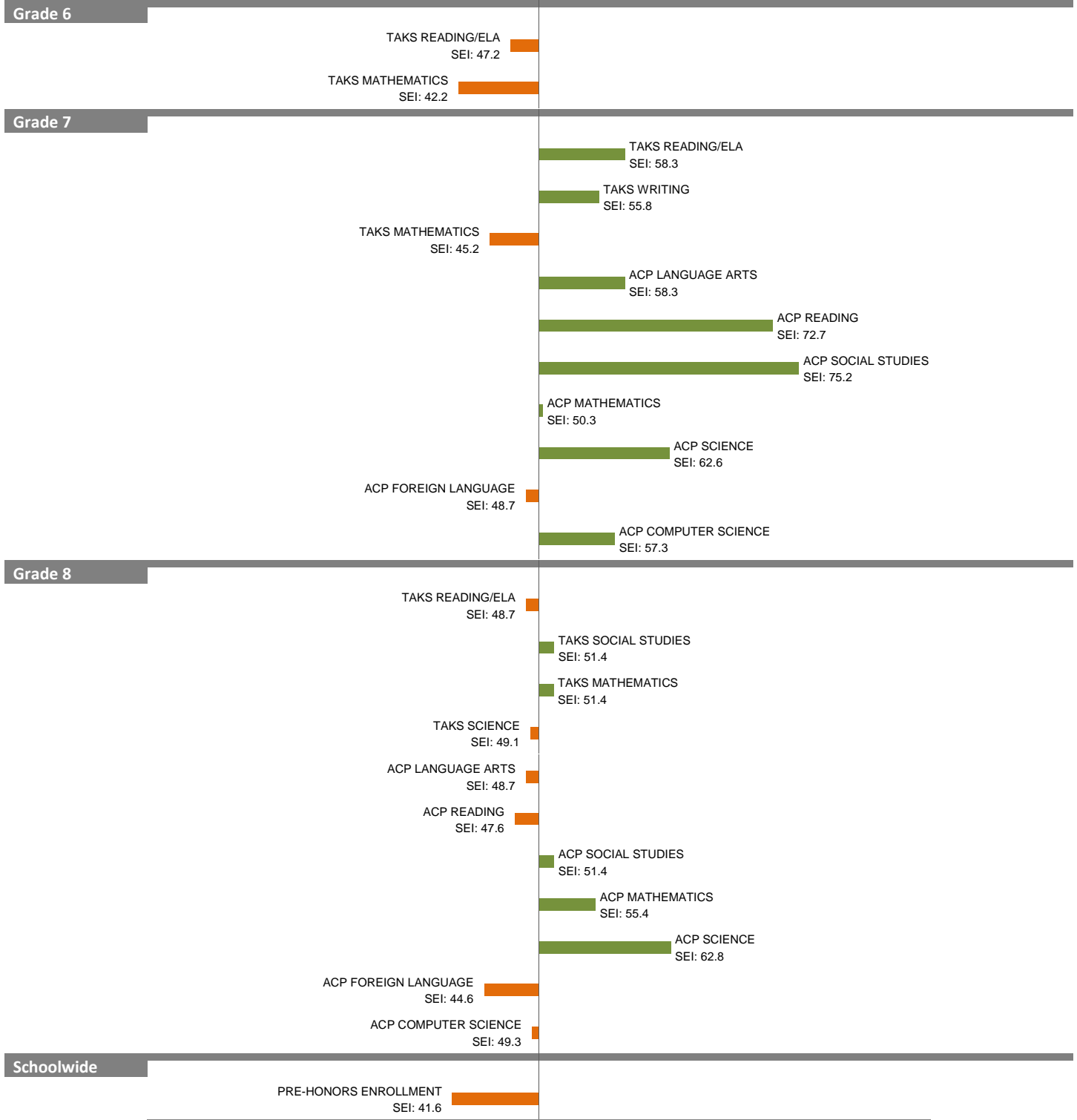
# 2010-11 School Effectiveness Index (SEI) Analysis

52-JOHN B. HOOD

Overall SEI: 51.1

2011-12 LC: CENTRAL

AEIS Rating: Academically Unacceptable



NOTES: The overall SEI has a mean of 50 and standard deviation of 5. The range for an “average” overall SEI is 47.5 to 52.5. Component SEIs (i.e., “Grade 5 TAKS READING” or “PSAT WRITING”) each have mean 50 and standard deviation 10, and they are computed only if at least eight students are eligible. The range for an “average” component SEI is 45.0 to 55.0.

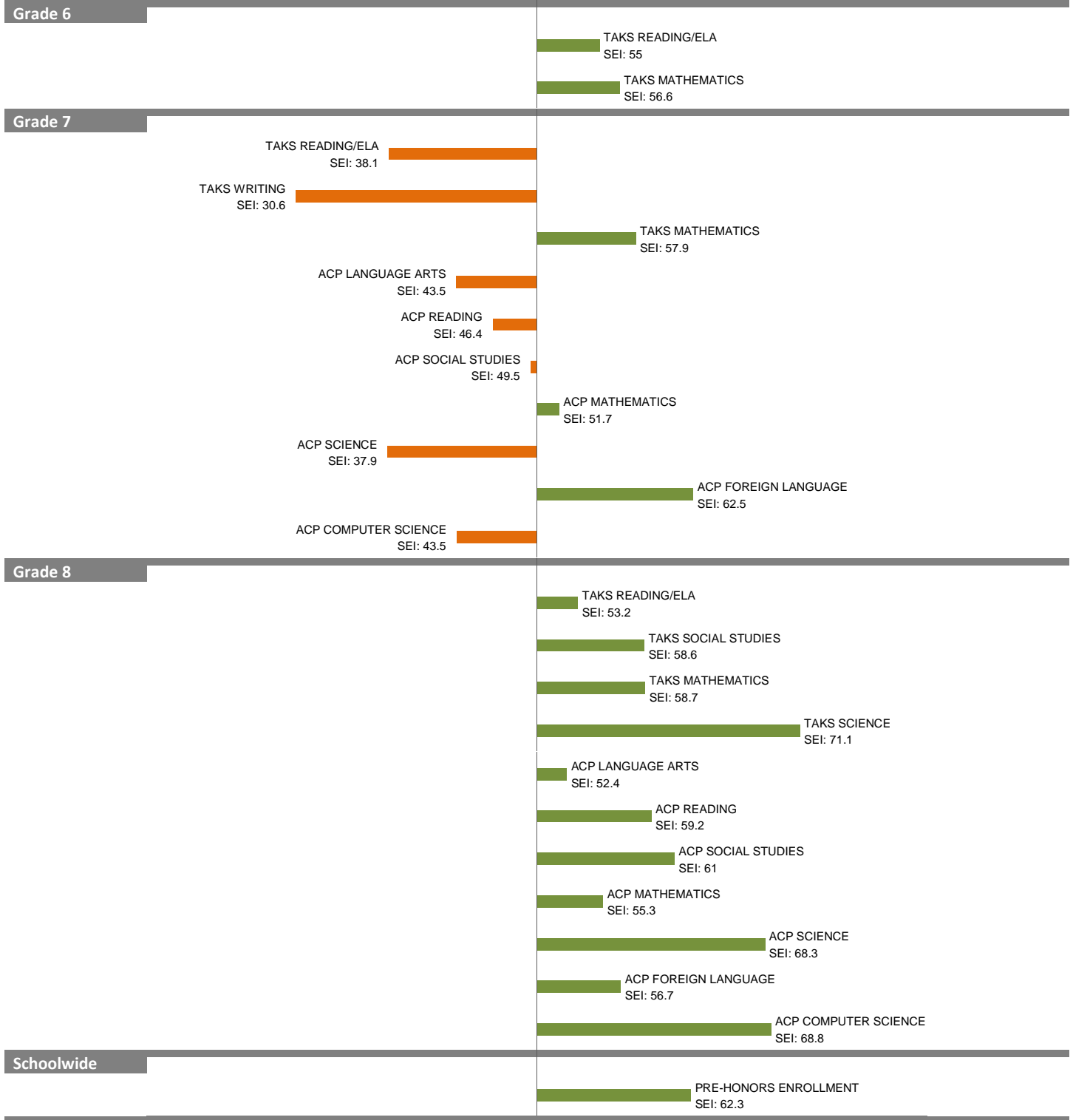
# 2010-11 School Effectiveness Index (SEI) Analysis

55-T. J. RUSK

Overall SEI: 53.5

2011-12 LC: CENTRAL

AEIS Rating: Academically Acceptable

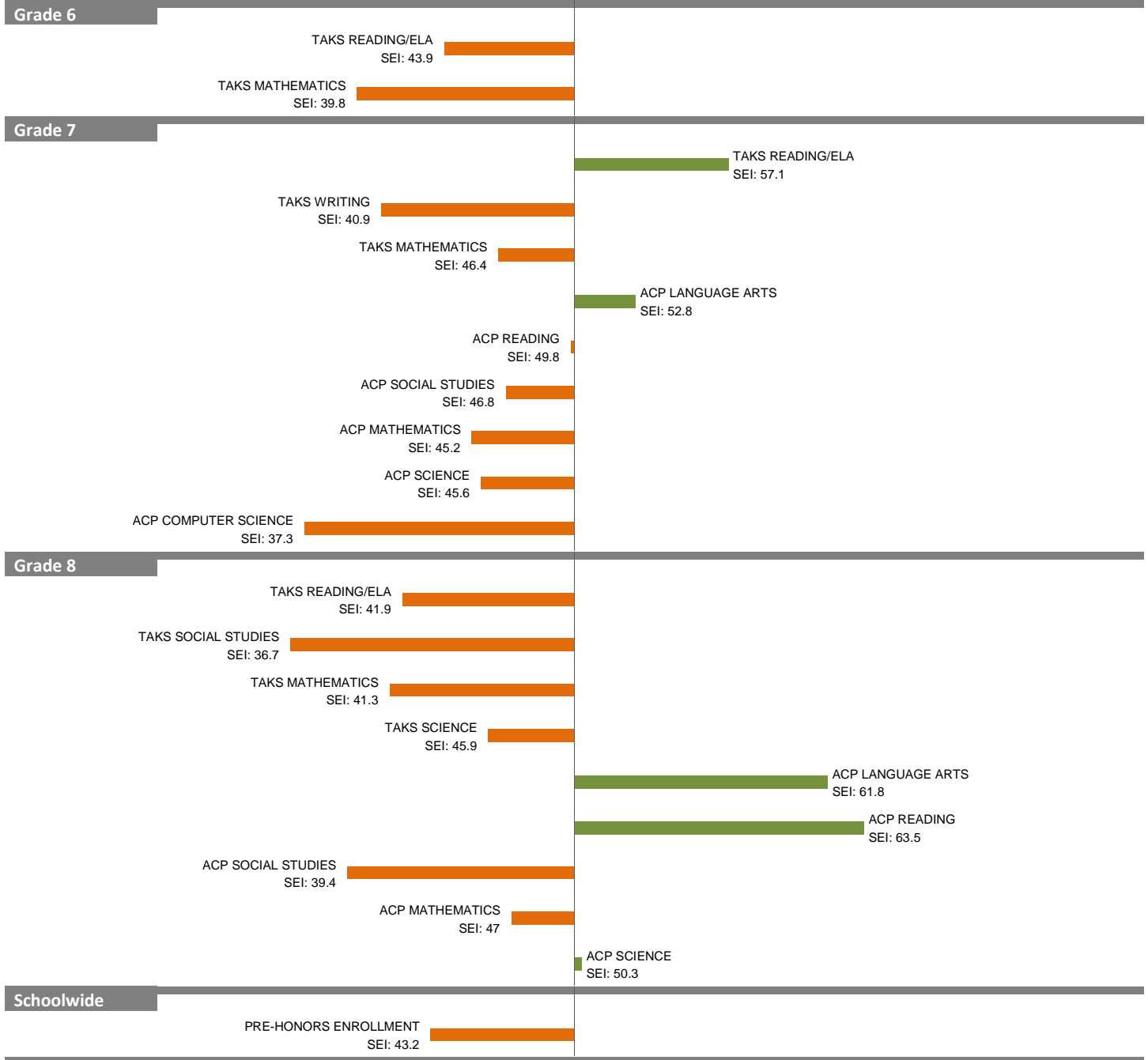


NOTES: The overall SEI has a mean of 50 and standard deviation of 5. The range for an “average” overall SEI is 47.5 to 52.5. Component SEIs (i.e., “Grade 5 TAKS READING” or “PSAT WRITING”) each have mean 50 and standard deviation 10, and they are computed only if at least eight students are eligible. The range for an “average” component SEI is 45.0 to 55.0.

# 2010-11 School Effectiveness Index (SEI) Analysis

58-ALEX W. SPENCE  
2011-12 LC: CENTRAL

Overall SEI: 44.1  
AEIS Rating: Academically Acceptable



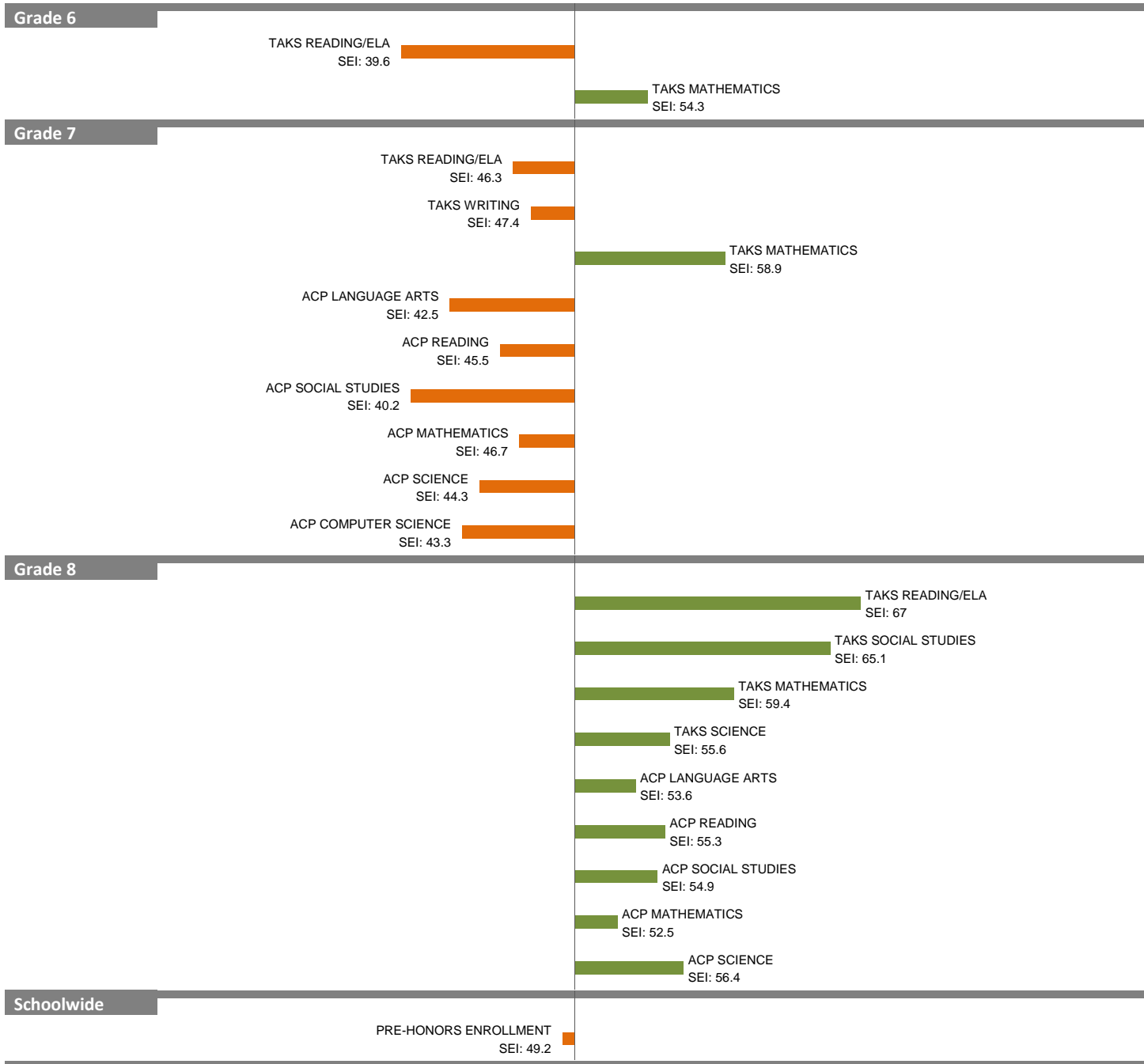
NOTES: The overall SEI has a mean of 50 and standard deviation of 5. The range for an “average” overall SEI is 47.5 to 52.5. Component SEIs (i.e., “Grade 5 TAKS READING” or “PSAT WRITING”) each have mean 50 and standard deviation 10, and they are computed only if at least eight students are eligible. The range for an “average” component SEI is 45.0 to 55.0.

# 2010-11 School Effectiveness Index (SEI) Analysis

62-BILLY EARL DADE  
2011-12 LC: CENTRAL

Overall SEI: 53.1

AEIS Rating: Academically Acceptable



NOTES: The overall SEI has a mean of 50 and standard deviation of 5. The range for an “average” overall SEI is 47.5 to 52.5. Component SEIs (i.e., “Grade 5 TAKS READING” or “PSAT WRITING”) each have mean 50 and standard deviation 10, and they are computed only if at least eight students are eligible. The range for an “average” component SEI is 45.0 to 55.0.

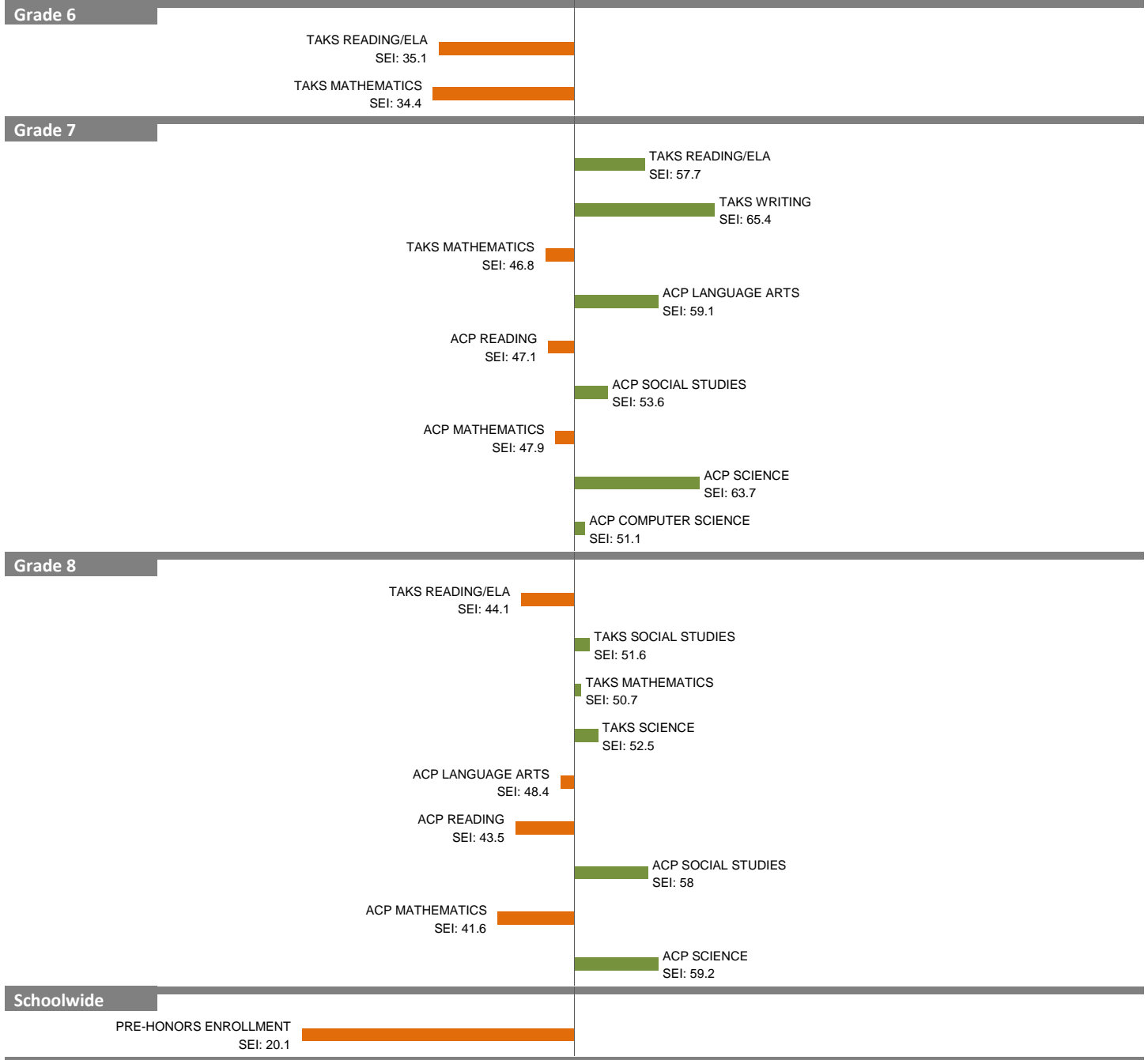
# 2010-11 School Effectiveness Index (SEI) Analysis

63-D. A. HULCY

Overall SEI: 48.3

2011-12 LC: CENTRAL

AEIS Rating: Academically Unacceptable



NOTES: The overall SEI has a mean of 50 and standard deviation of 5. The range for an “average” overall SEI is 47.5 to 52.5. Component SEIs (i.e., “Grade 5 TAKS READING” or “PSAT WRITING”) each have mean 50 and standard deviation 10, and they are computed only if at least eight students are eligible. The range for an “average” component SEI is 45.0 to 55.0.

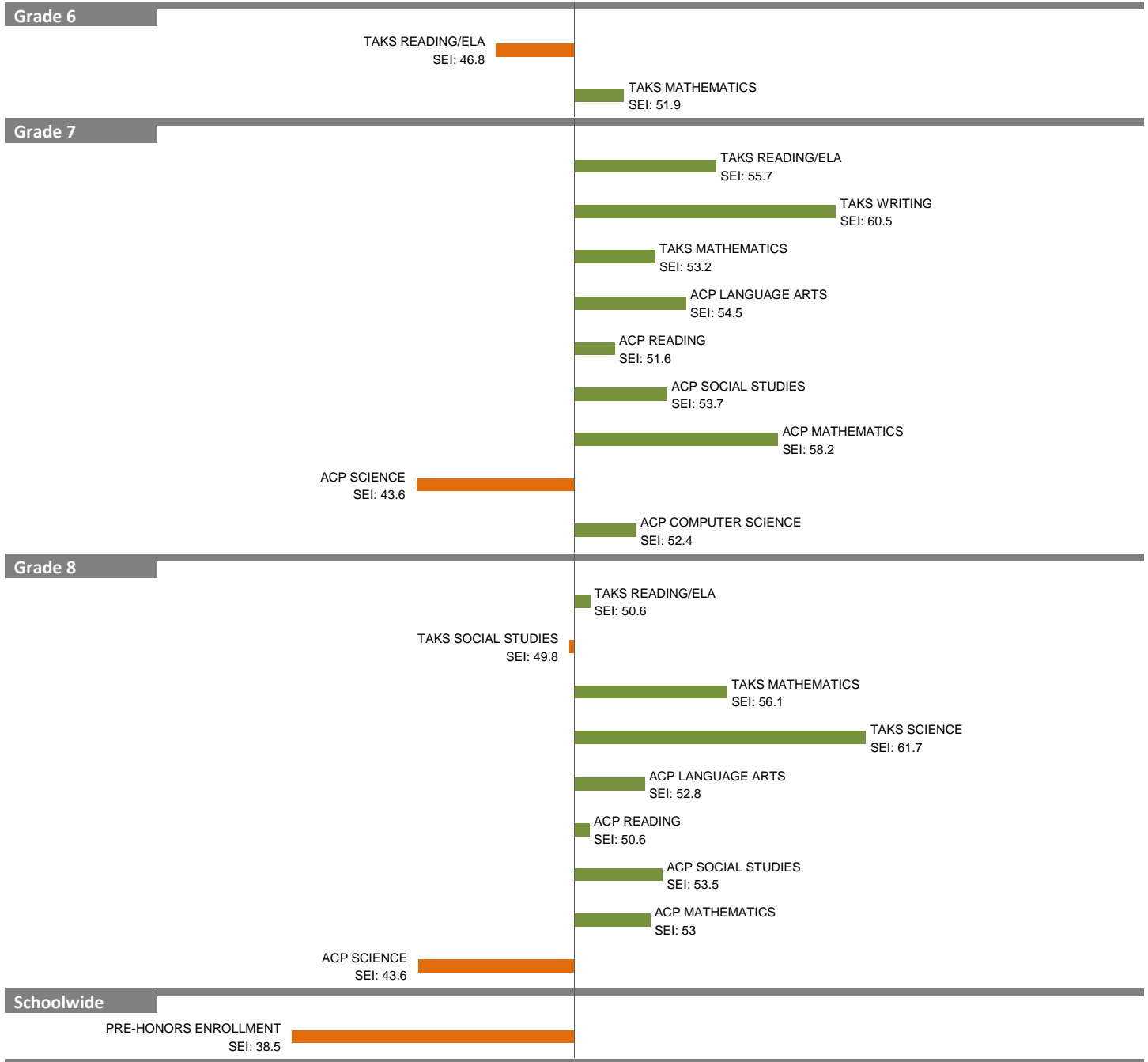
# 2010-11 School Effectiveness Index (SEI) Analysis

65-PEARL C. ANDERSON

Overall SEI: 52.9

2011-12 LC: CENTRAL

AEIS Rating: Academically Acceptable



NOTES: The overall SEI has a mean of 50 and standard deviation of 5. The range for an "average" overall SEI is 47.5 to 52.5. Component SEIs (i.e., "Grade 5 TAKS READING" or "PSAT WRITING") each have mean 50 and standard deviation 10, and they are computed only if at least eight students are eligible. The range for an "average" component SEI is 45.0 to 55.0.



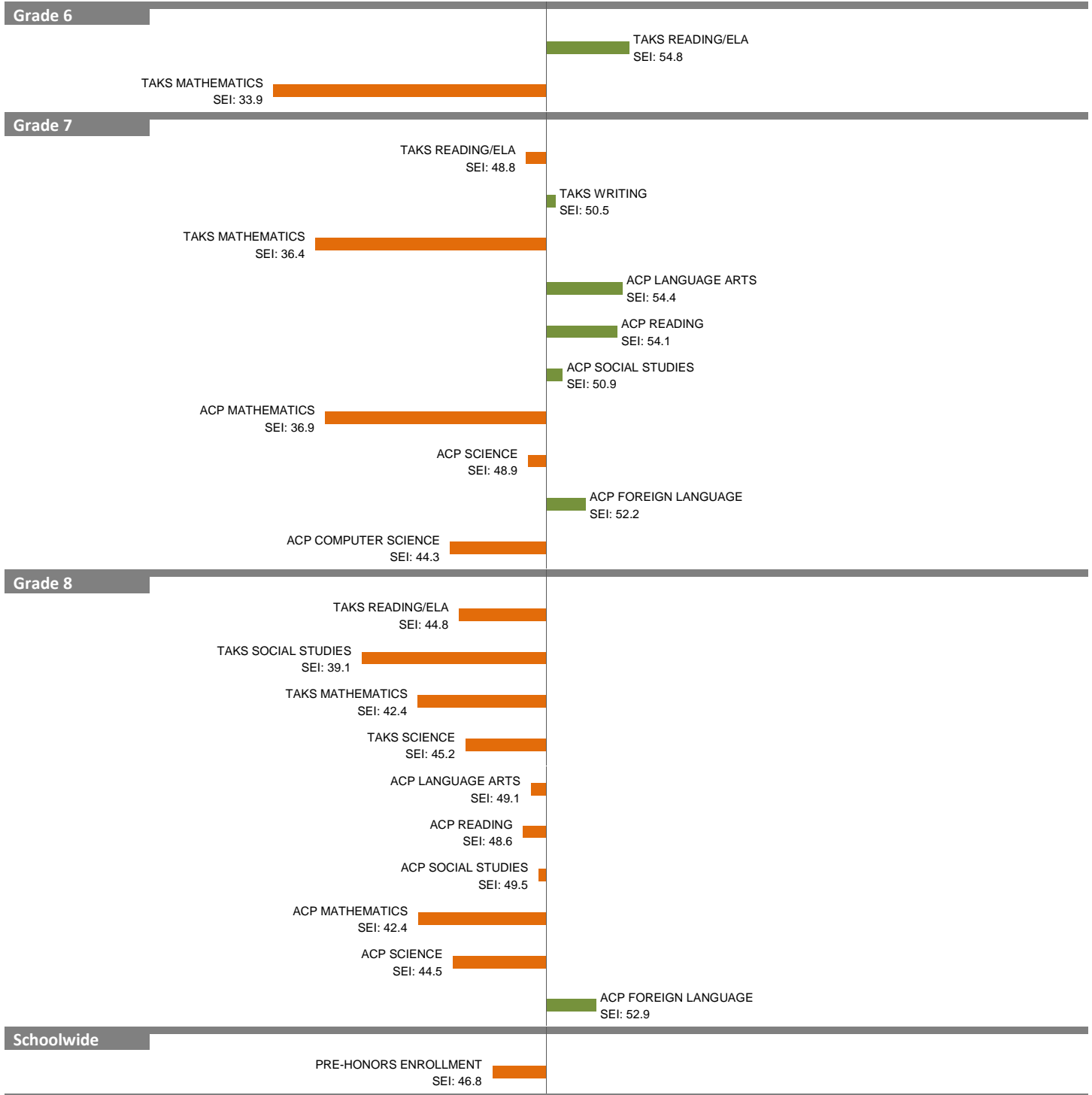
# 2010-11 School Effectiveness Index (SEI) Analysis

69-SEAGOVILLE MIDDLE SCHOOL

Overall SEI: 44.3

2011-12 LC: CENTRAL

AEIS Rating: Academically Acceptable



NOTES: The overall SEI has a mean of 50 and standard deviation of 5. The range for an "average" overall SEI is 47.5 to 52.5. Component SEIs (i.e., "Grade 5 TAKS READING" or "PSAT WRITING") each have mean 50 and standard deviation 10, and they are computed only if at least eight students are eligible. The range for an "average" component SEI is 45.0 to 55.0.