

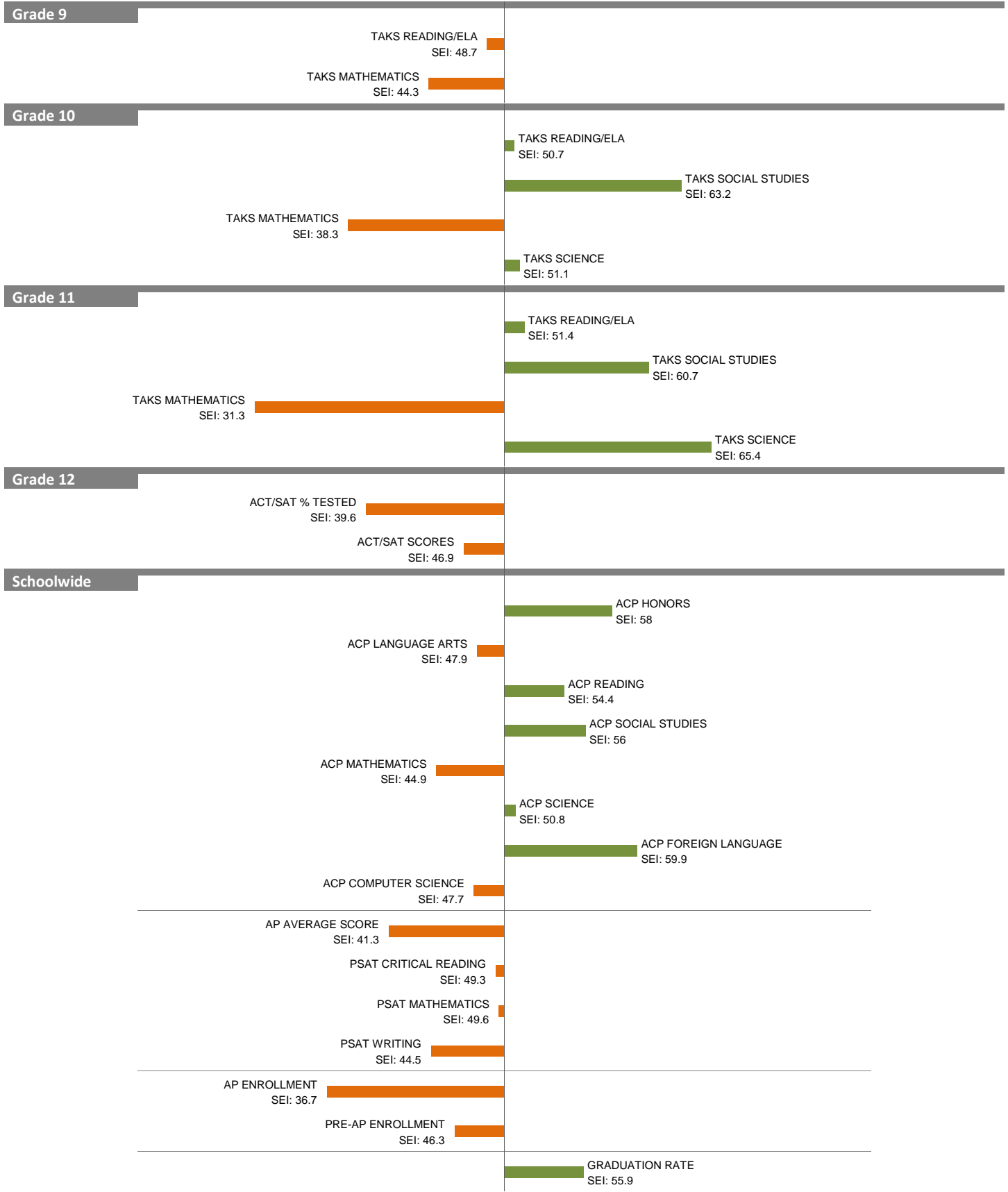
# 2010-11 School Effectiveness Index (SEI) Analysis

2-W. H. ADAMSON

Overall SEI: 49.4

2011-12 LC: SOUTH

AEIS Rating: Academically Acceptable



NOTES: The overall SEI has a mean of 50 and standard deviation of 5. The range for an “average” overall SEI is 47.5 to 52.5. Component SEIs (i.e., “Grade 5 TAKS READING” or “PSAT WRITING”) each have mean 50 and standard deviation 10, and they are computed only if at least eight students are eligible. The range for an “average” component SEI is 45.0 to 55.0.

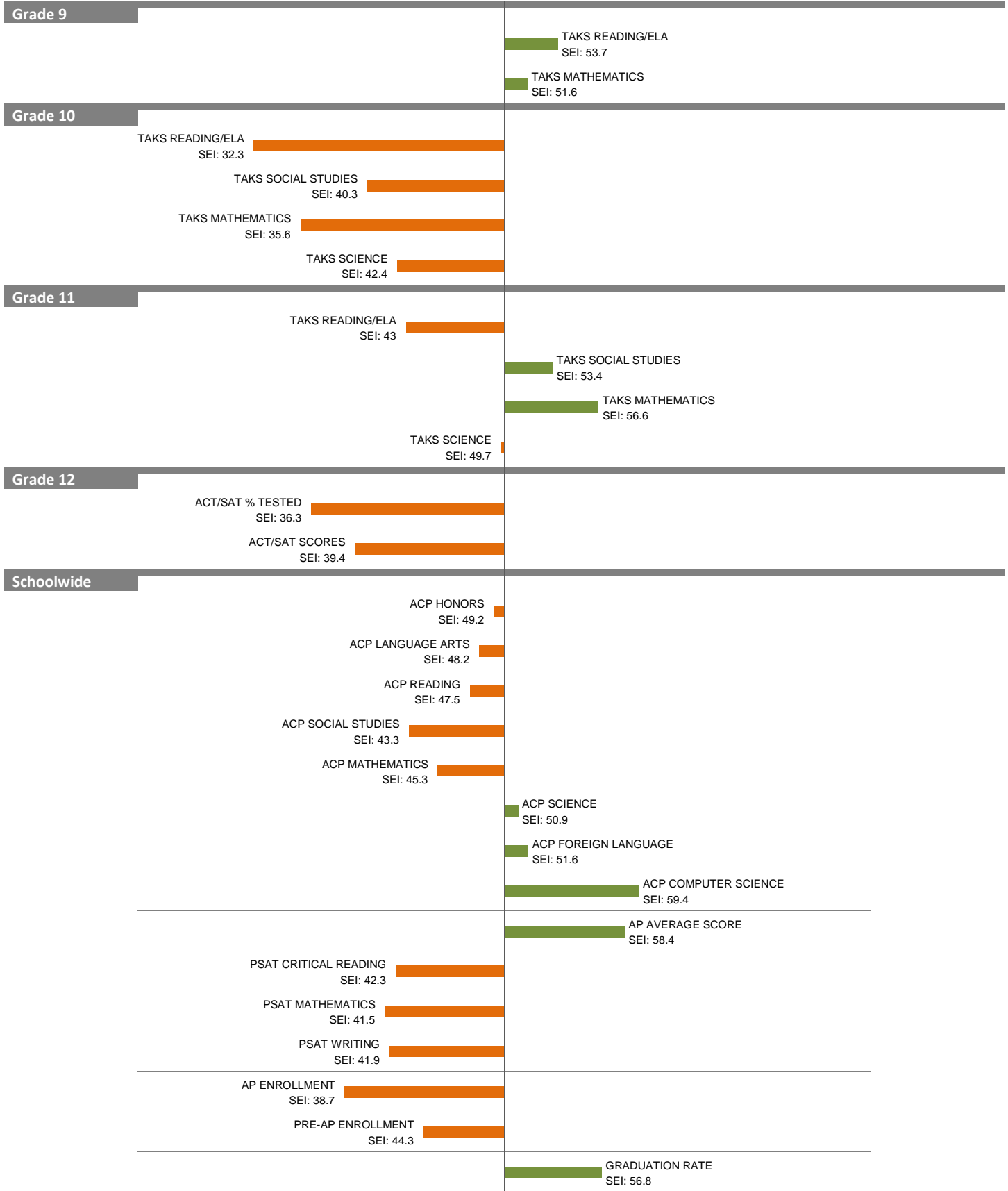
# 2010-11 School Effectiveness Index (SEI) Analysis

5-MOISES E. MOLINA

Overall SEI: 45.3

2011-12 LC: SOUTH

AEIS Rating: Academically Acceptable



NOTES: The overall SEI has a mean of 50 and standard deviation of 5. The range for an “average” overall SEI is 47.5 to 52.5. Component SEIs (i.e., “Grade 5 TAKS READING” or “PSAT WRITING”) each have mean 50 and standard deviation 10, and they are computed only if at least eight students are eligible. The range for an “average” component SEI is 45.0 to 55.0.

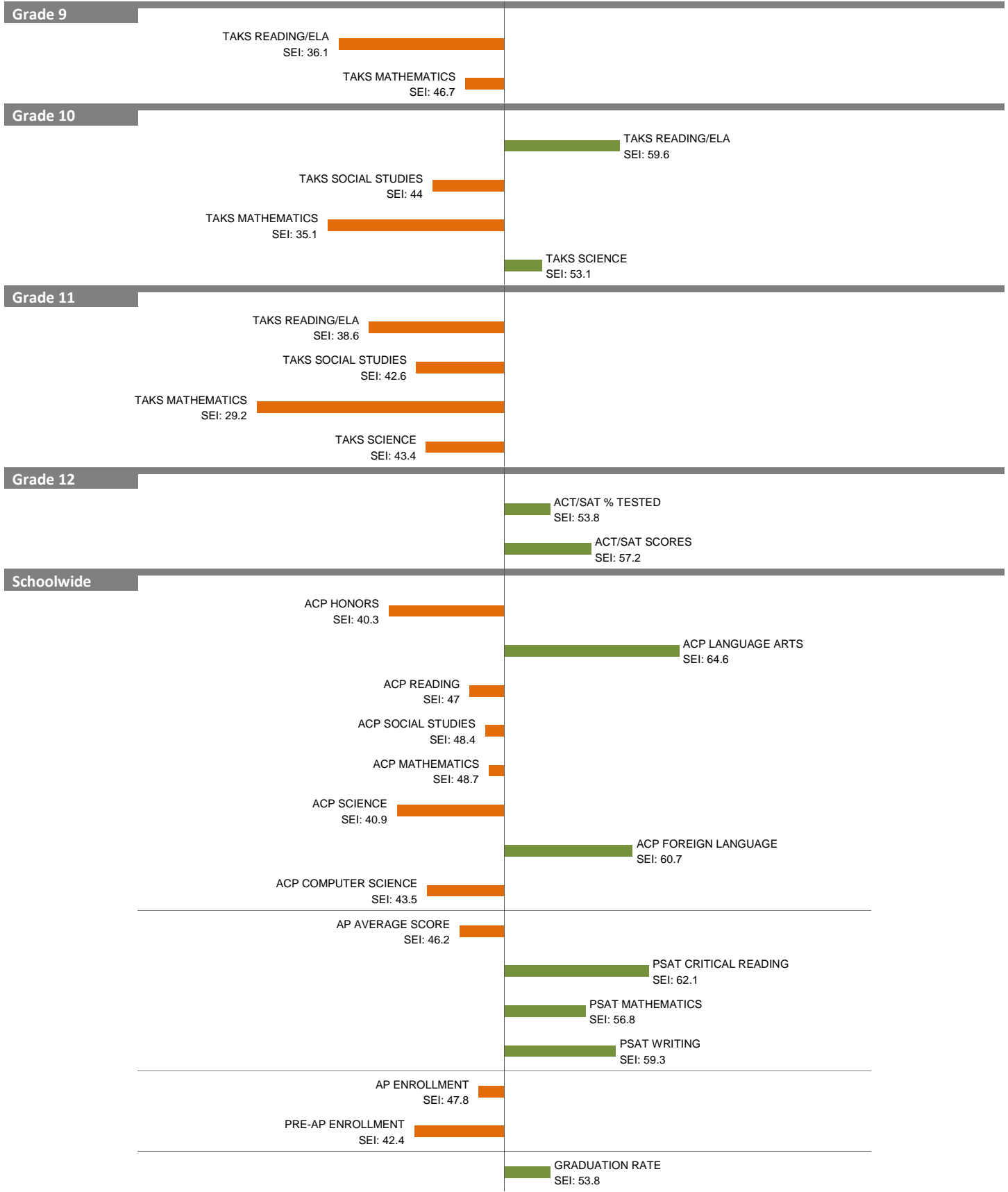
# 2010-11 School Effectiveness Index (SEI) Analysis

8-KIMBALL

Overall SEI: 45.7

2011-12 LC: SOUTH

AEIS Rating: Academically Unacceptable



NOTES: The overall SEI has a mean of 50 and standard deviation of 5. The range for an “average” overall SEI is 47.5 to 52.5. Component SEIs (i.e., “Grade 5 TAKS READING” or “PSAT WRITING”) each have mean 50 and standard deviation 10, and they are computed only if at least eight students are eligible. The range for an “average” component SEI is 45.0 to 55.0.

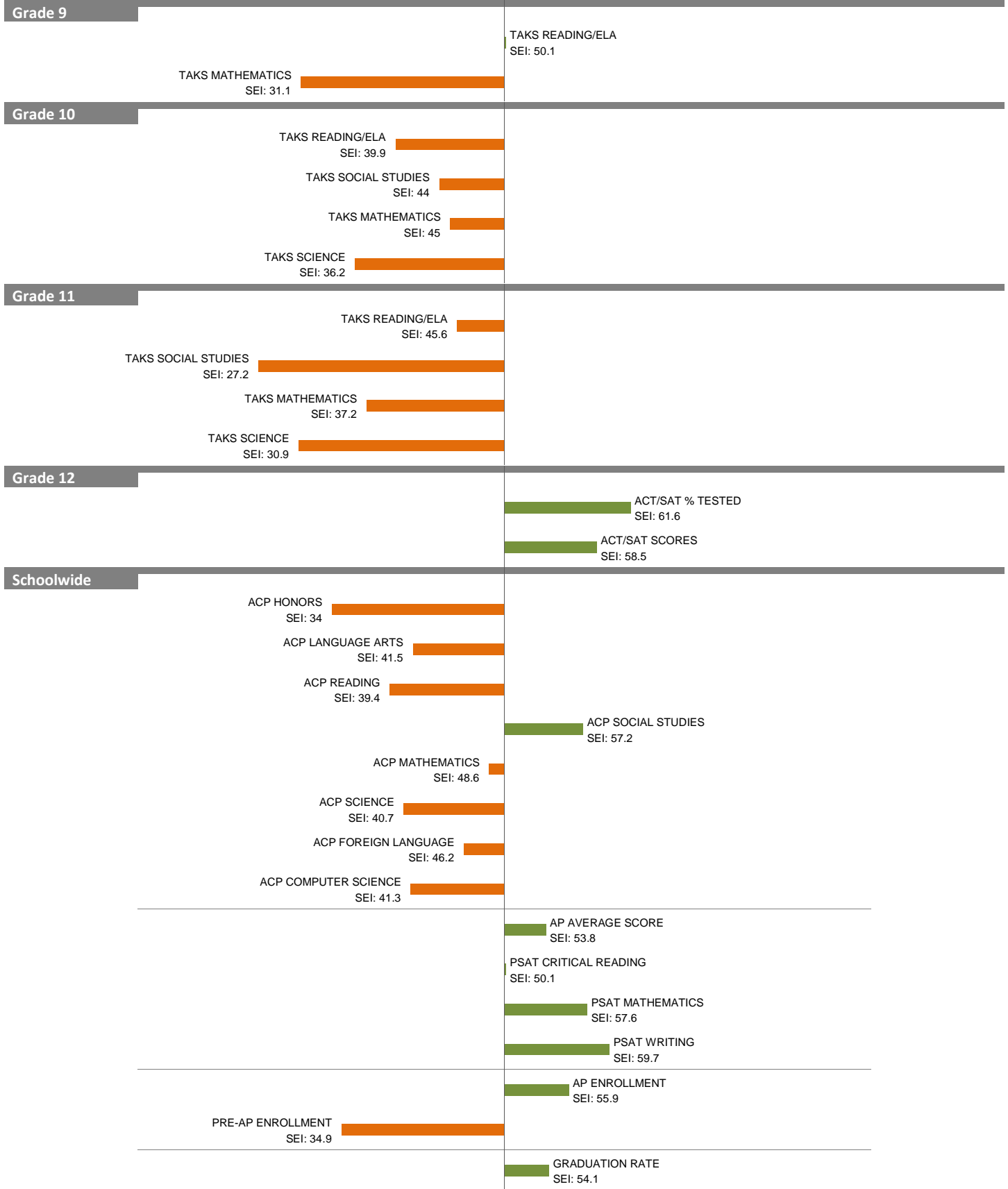
# 2010-11 School Effectiveness Index (SEI) Analysis

12-L. G. PINKSTON

2011-12 LC: SOUTH

Overall SEI: 42.1

AEIS Rating: Academically Unacceptable



NOTES: The overall SEI has a mean of 50 and standard deviation of 5. The range for an “average” overall SEI is 47.5 to 52.5. Component SEIs (i.e., “Grade 5 TAKS READING” or “PSAT WRITING”) each have mean 50 and standard deviation 10, and they are computed only if at least eight students are eligible. The range for an “average” component SEI is 45.0 to 55.0.


# 2010-11 School Effectiveness Index (SEI) Analysis

13-FRANKLIN D. ROOSEVELT

Overall SEI: 58.5

2011-12 LC: SOUTH

AEIS Rating: Academically Unacceptable



NOTES: The overall SEI has a mean of 50 and standard deviation of 5. The range for an “average” overall SEI is 47.5 to 52.5. Component SEIs (i.e., “Grade 5 TAKS READING” or “PSAT WRITING”) each have mean 50 and standard deviation 10, and they are computed only if at least eight students are eligible. The range for an “average” component SEI is 45.0 to 55.0.

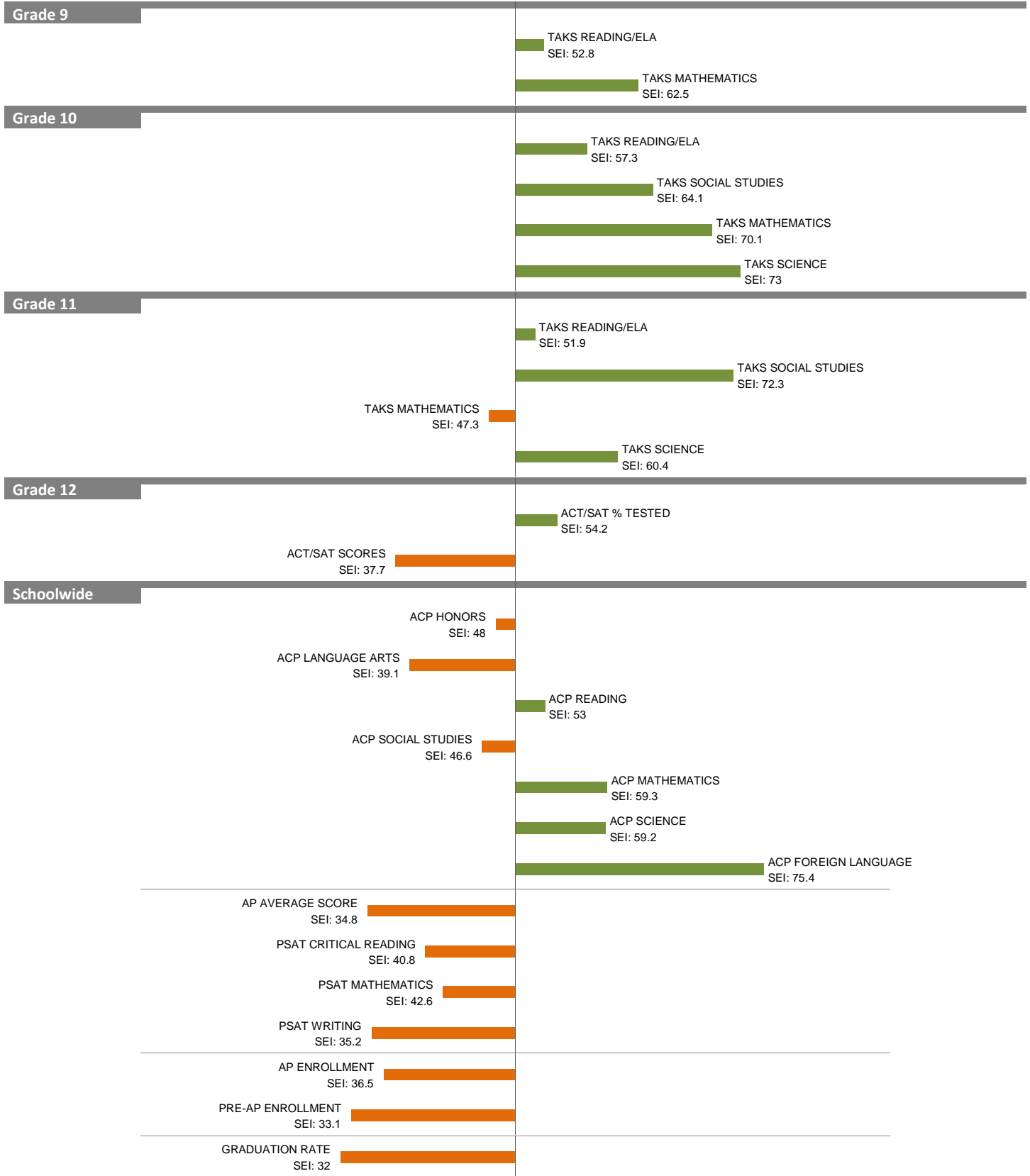
# 2010-11 School Effectiveness Index (SEI) Analysis

16-SOUTH OAK CLIFF

Overall SEI: 54.5

2011-12 LC: SOUTH

AEIS Rating: Academically Acceptable



NOTES: The overall SEI has a mean of 50 and standard deviation of 5. The range for an “average” overall SEI is 47.5 to 52.5. Component SEIs (i.e., “Grade 5 TAKS READING” or “PSAT WRITING”) each have mean 50 and standard deviation 10, and they are computed only if at least eight students are eligible. The range for an “average” component SEI is 45.0 to 55.0.

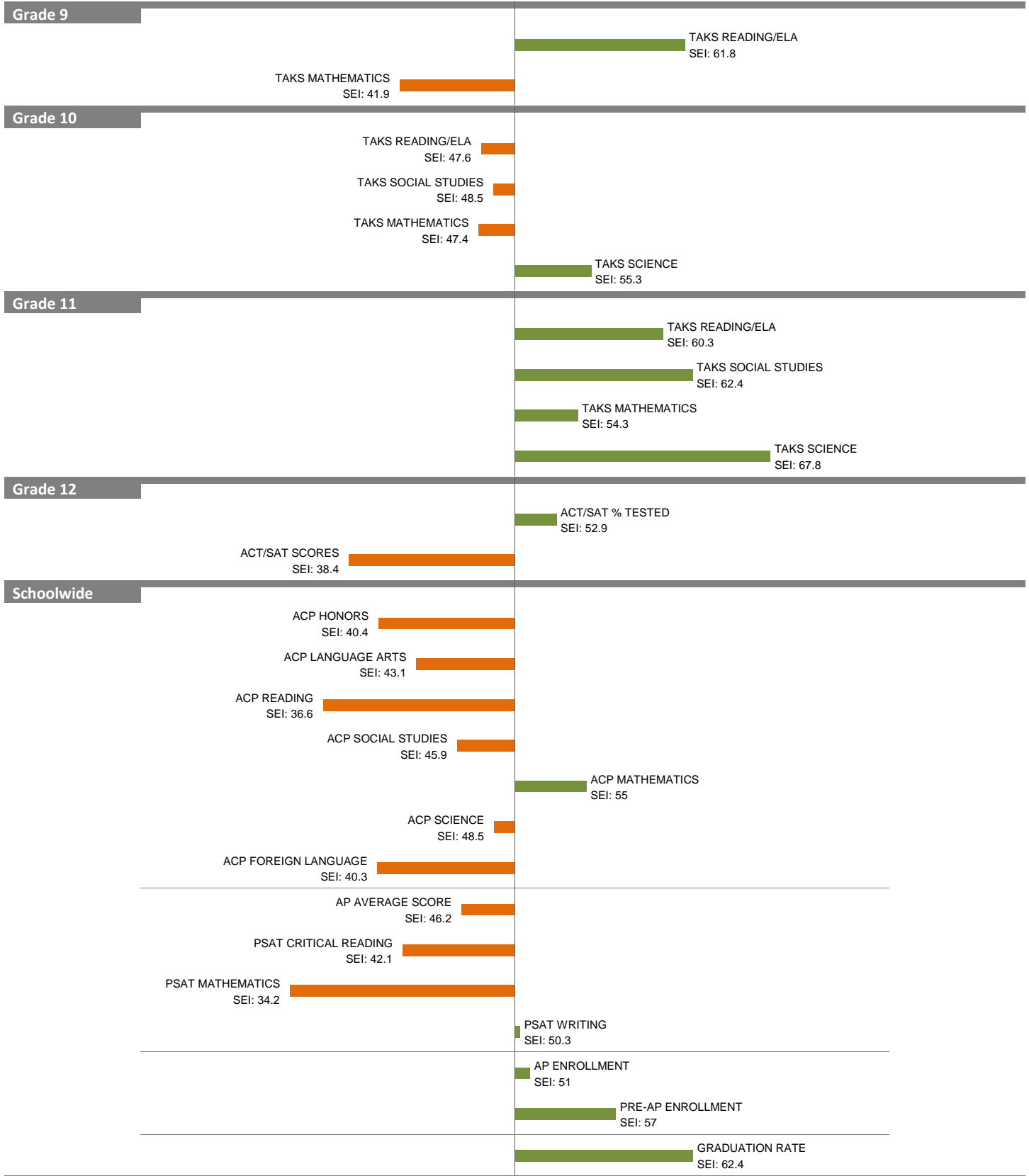
# 2010-11 School Effectiveness Index (SEI) Analysis

18-SUNSET

Overall SEI: 50.9

2011-12 LC: SOUTH

AEIS Rating: Academically Acceptable



NOTES: The overall SEI has a mean of 50 and standard deviation of 5. The range for an “average” overall SEI is 47.5 to 52.5. Component SEIs (i.e., “Grade 5 TAKS READING” or “PSAT WRITING”) each have mean 50 and standard deviation 10, and they are computed only if at least eight students are eligible. The range for an “average” component SEI is 45.0 to 55.0.

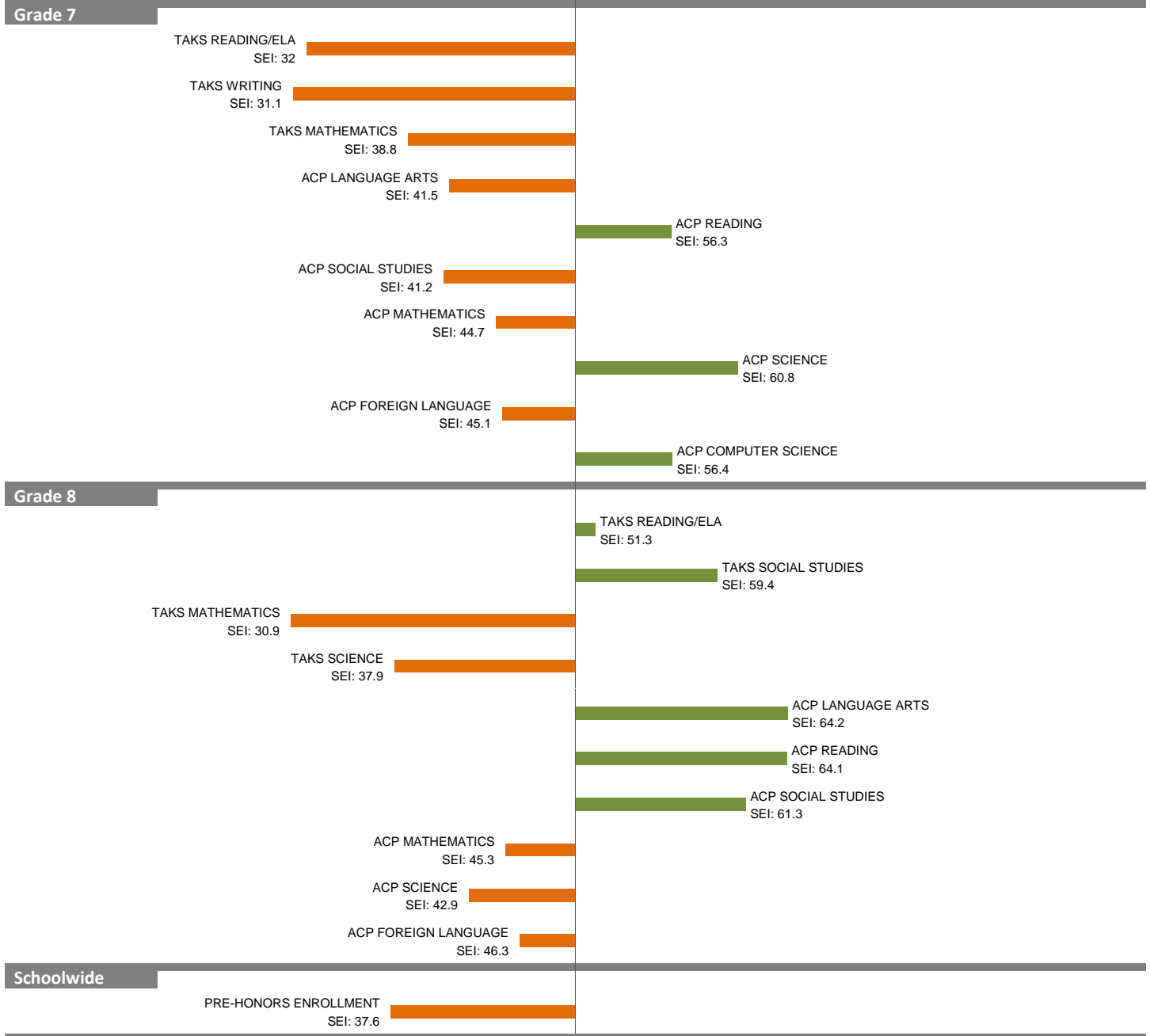
# 2010-11 School Effectiveness Index (SEI) Analysis

43-T. W. BROWNE

Overall SEI: 42.7

2011-12 LC: SOUTH

AEIS Rating: Academically Unacceptable



NOTES: The overall SEI has a mean of 50 and standard deviation of 5. The range for an "average" overall SEI is 47.5 to 52.5. Component SEIs (i.e., "Grade 5 TAKS READING" or "PSAT WRITING") each have mean 50 and standard deviation 10, and they are computed only if at least eight students are eligible. The range for an "average" component SEI is 45.0 to 55.0.



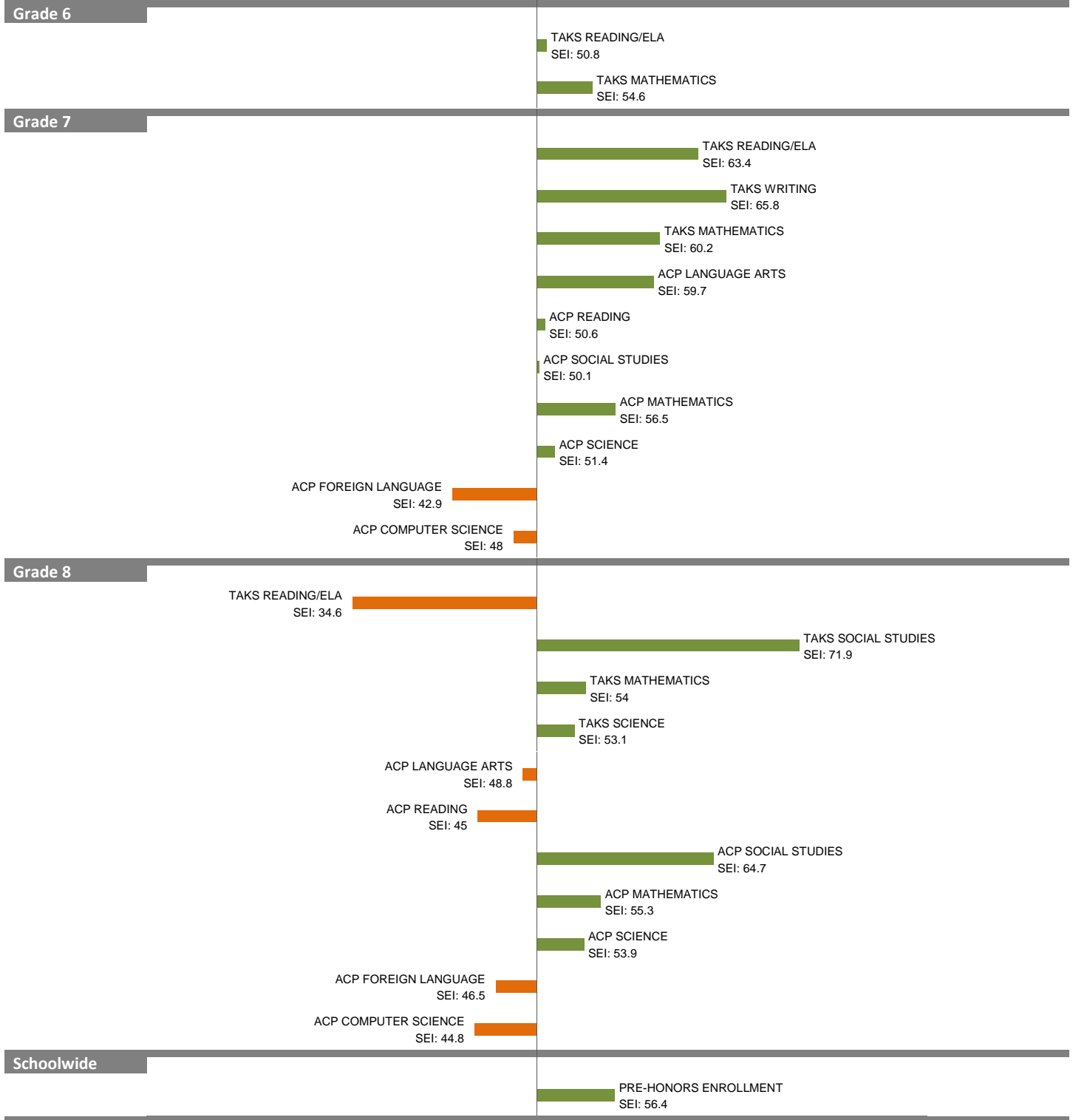
# 2010-11 School Effectiveness Index (SEI) Analysis

49-W. E. GREINER

2011-12 LC: SOUTH

Overall SEI: 55

AEIS Rating: Recognized



NOTES: The overall SEI has a mean of 50 and standard deviation of 5. The range for an “average” overall SEI is 47.5 to 52.5. Component SEIs (i.e., “Grade 5 TAKS READING” or “PSAT WRITING”) each have mean 50 and standard deviation 10, and they are computed only if at least eight students are eligible. The range for an “average” component SEI is 45.0 to 55.0.

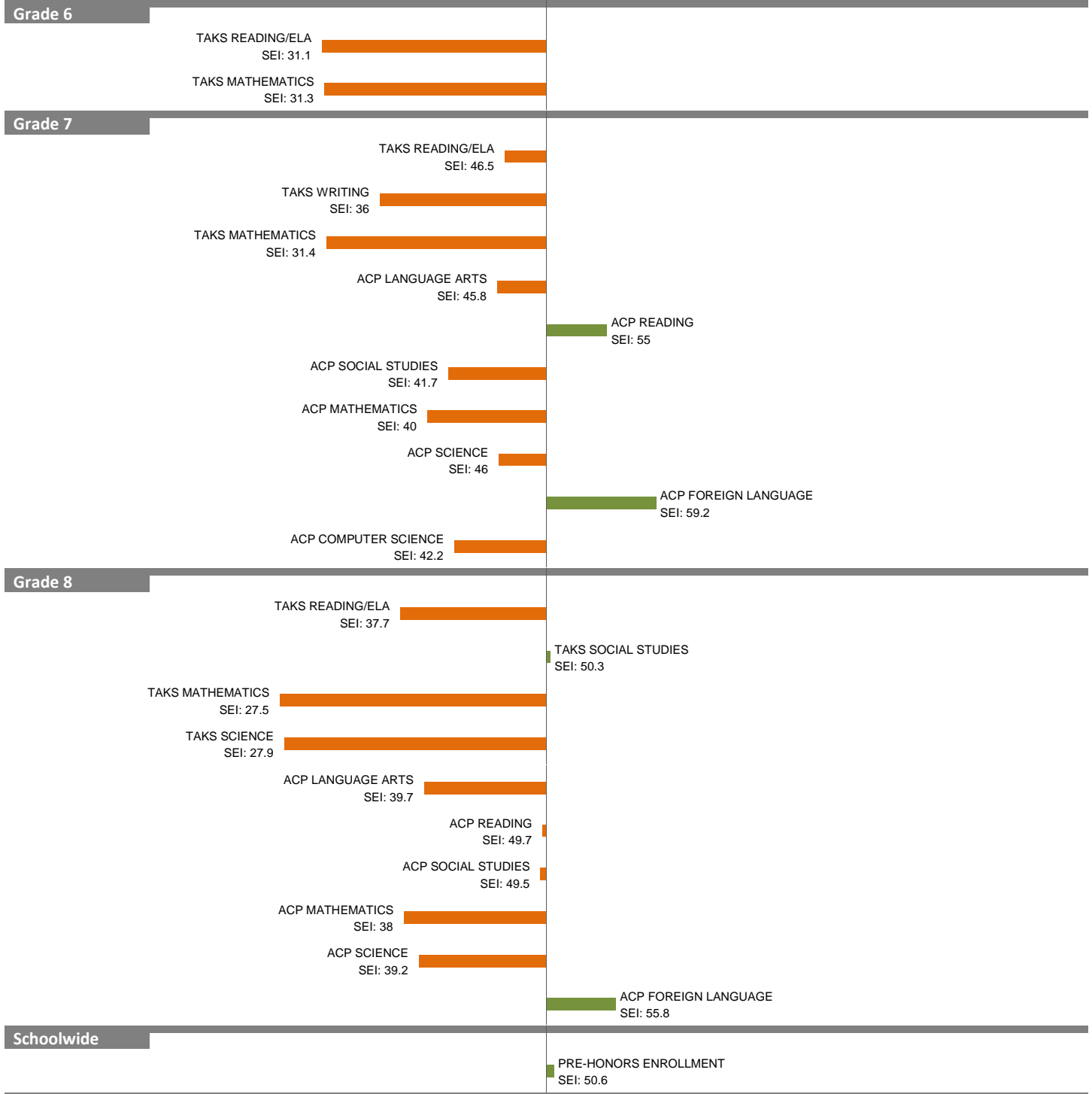
# 2010-11 School Effectiveness Index (SEI) Analysis

51-OLIVER WENDELL HOLMES

Overall SEI: 37.3

2011-12 LC: SOUTH

AEIS Rating: Academically Unacceptable



NOTES: The overall SEI has a mean of 50 and standard deviation of 5. The range for an “average” overall SEI is 47.5 to 52.5. Component SEIs (i.e., “Grade 5 TAKS READING” or “PSAT WRITING”) each have mean 50 and standard deviation 10, and they are computed only if at least eight students are eligible. The range for an “average” component SEI is 45.0 to 55.0.

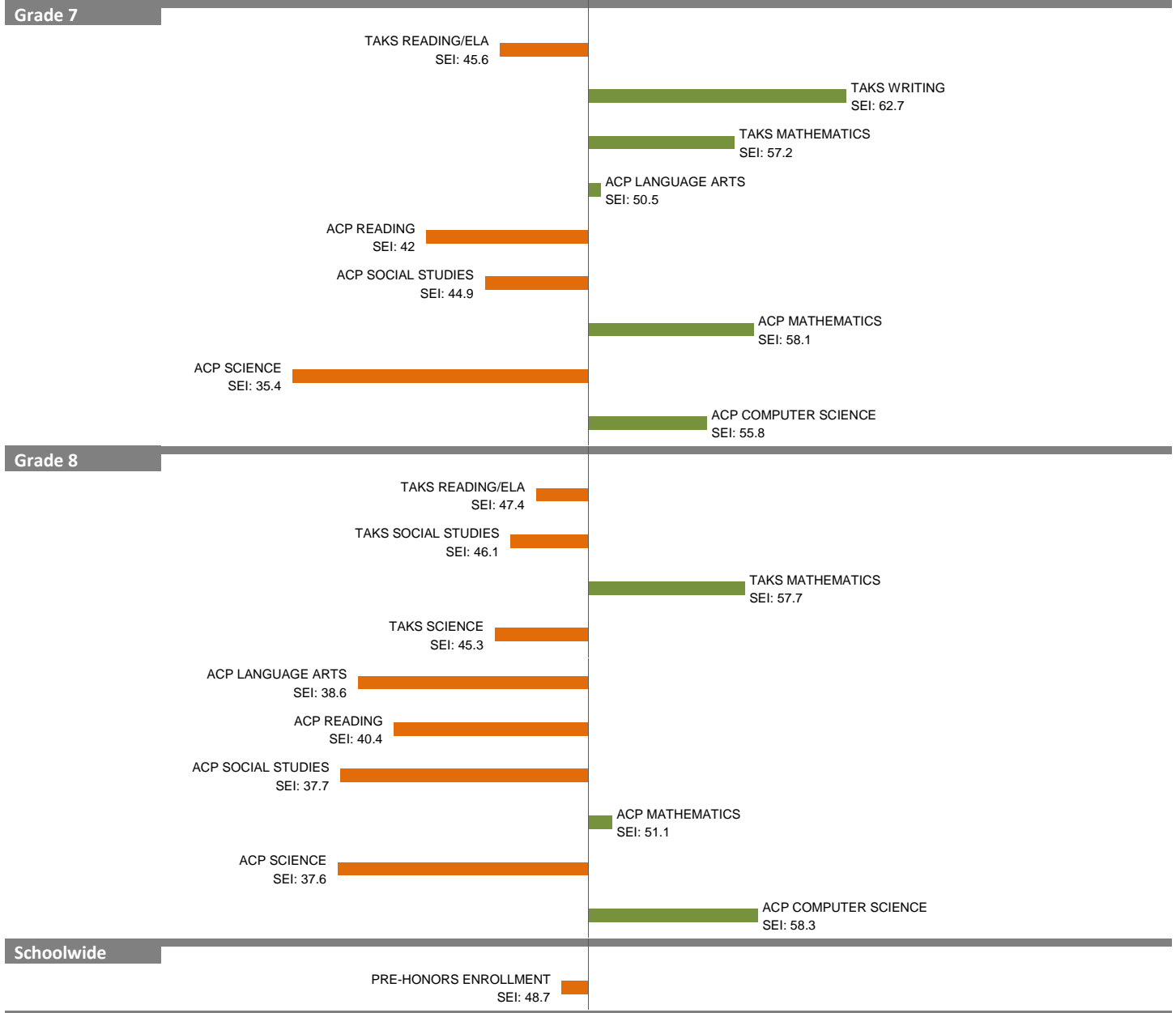
# 2010-11 School Effectiveness Index (SEI) Analysis

59-L. V. STOCKARD

2011-12 LC: SOUTH

Overall SEI: 49.4

AEIS Rating: Recognized



NOTES: The overall SEI has a mean of 50 and standard deviation of 5. The range for an "average" overall SEI is 47.5 to 52.5. Component SEIs (i.e., "Grade 5 TAKS READING" or "PSAT WRITING") each have mean 50 and standard deviation 10, and they are computed only if at least eight students are eligible. The range for an "average" component SEI is 45.0 to 55.0.

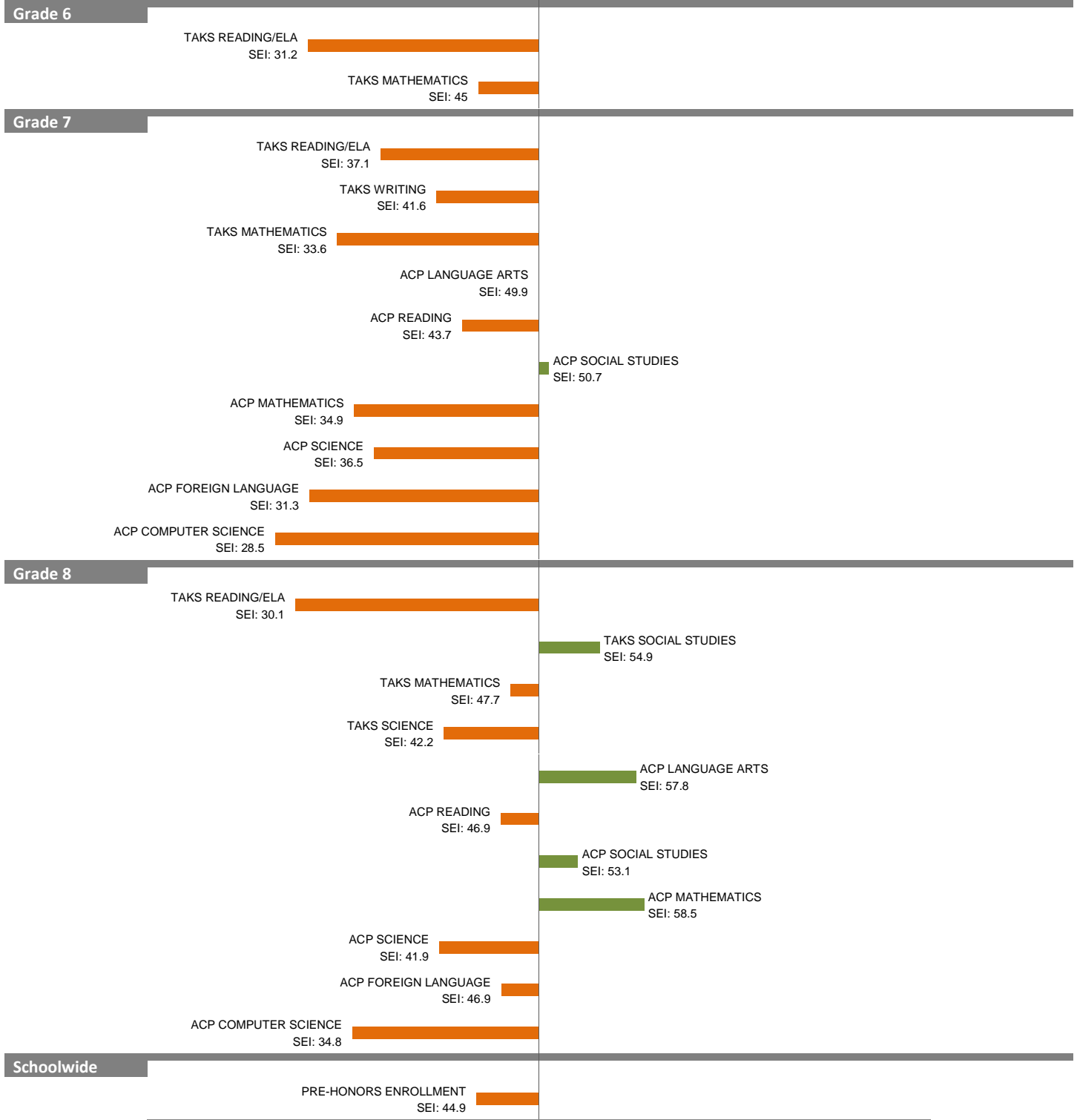
# 2010-11 School Effectiveness Index (SEI) Analysis

60-BOUDE STOREY

Overall SEI: 40.3

2011-12 LC: SOUTH

AEIS Rating: Academically Unacceptable



NOTES: The overall SEI has a mean of 50 and standard deviation of 5. The range for an “average” overall SEI is 47.5 to 52.5. Component SEIs (i.e., “Grade 5 TAKS READING” or “PSAT WRITING”) each have mean 50 and standard deviation 10, and they are computed only if at least eight students are eligible. The range for an “average” component SEI is 45.0 to 55.0.

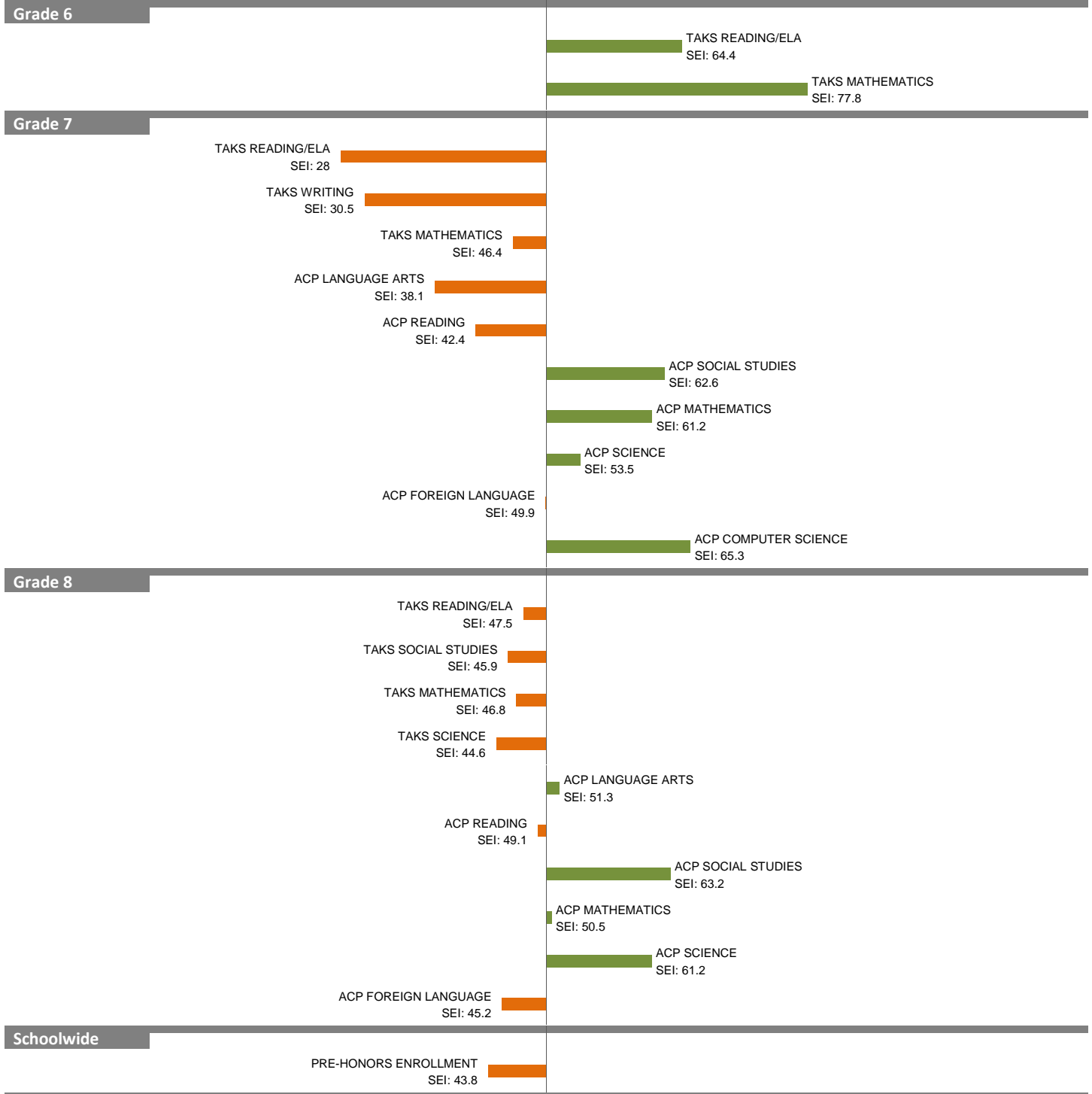
# 2010-11 School Effectiveness Index (SEI) Analysis

61-MAYNARD JACKSON

Overall SEI: 48.8

2011-12 LC: SOUTH

AEIS Rating: Academically Unacceptable



NOTES: The overall SEI has a mean of 50 and standard deviation of 5. The range for an “average” overall SEI is 47.5 to 52.5. Component SEIs (i.e., “Grade 5 TAKS READING” or “PSAT WRITING”) each have mean 50 and standard deviation 10, and they are computed only if at least eight students are eligible. The range for an “average” component SEI is 45.0 to 55.0.

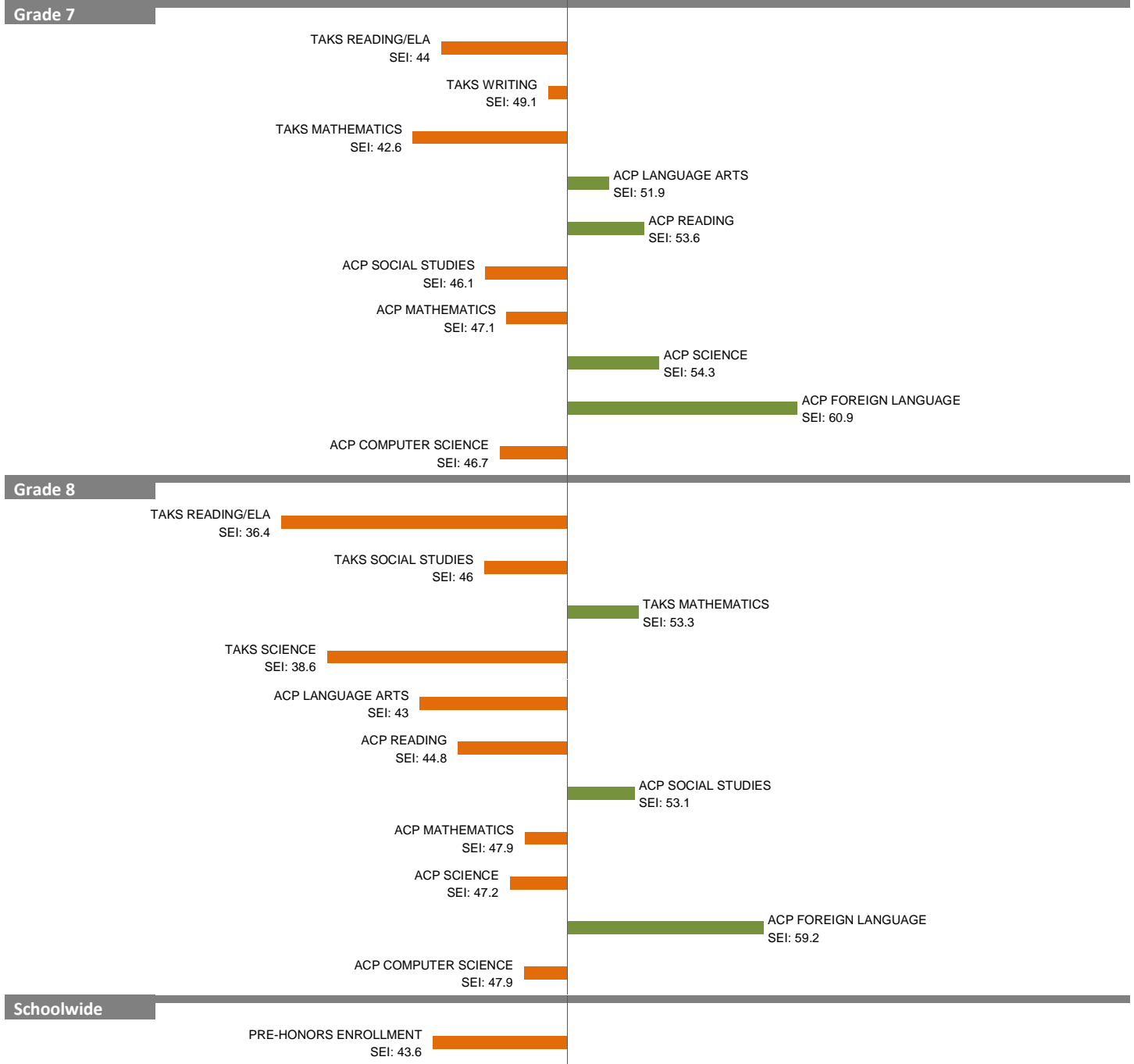
# 2010-11 School Effectiveness Index (SEI) Analysis

68-RAUL QUINTANILLA SR.

Overall SEI: 45.4

2011-12 LC: SOUTH

AEIS Rating: Academically Acceptable



NOTES: The overall SEI has a mean of 50 and standard deviation of 5. The range for an “average” overall SEI is 47.5 to 52.5. Component SEIs (i.e., “Grade 5 TAKS READING” or “PSAT WRITING”) each have mean 50 and standard deviation 10, and they are computed only if at least eight students are eligible. The range for an “average” component SEI is 45.0 to 55.0.

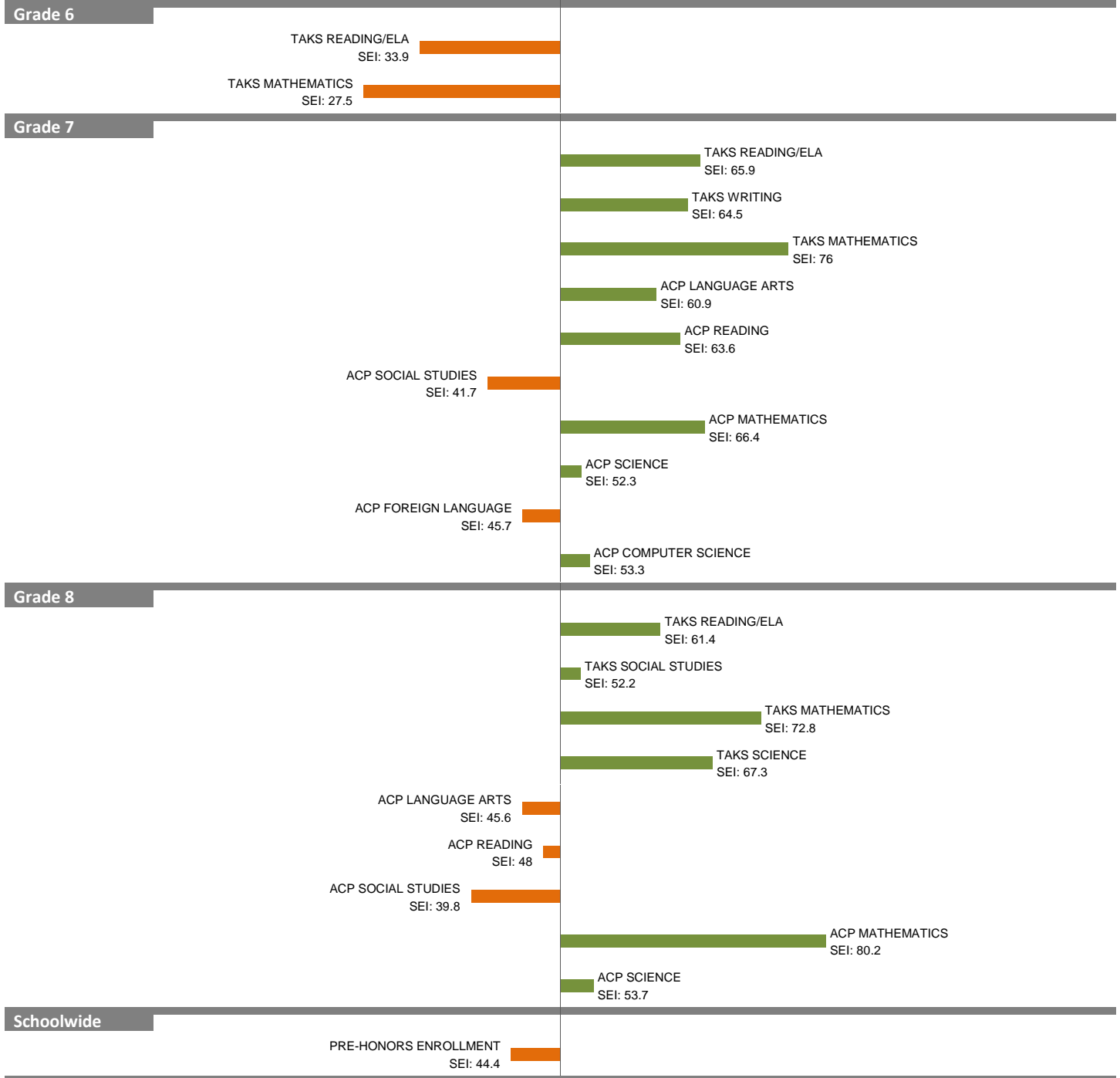
# 2010-11 School Effectiveness Index (SEI) Analysis

72-SARAH ZUMWALT

Overall SEI: 56.8

2011-12 LC: SOUTH

AEIS Rating: Academically Acceptable



NOTES: The overall SEI has a mean of 50 and standard deviation of 5. The range for an “average” overall SEI is 47.5 to 52.5. Component SEIs (i.e., “Grade 5 TAKS READING” or “PSAT WRITING”) each have mean 50 and standard deviation 10, and they are computed only if at least eight students are eligible. The range for an “average” component SEI is 45.0 to 55.0.

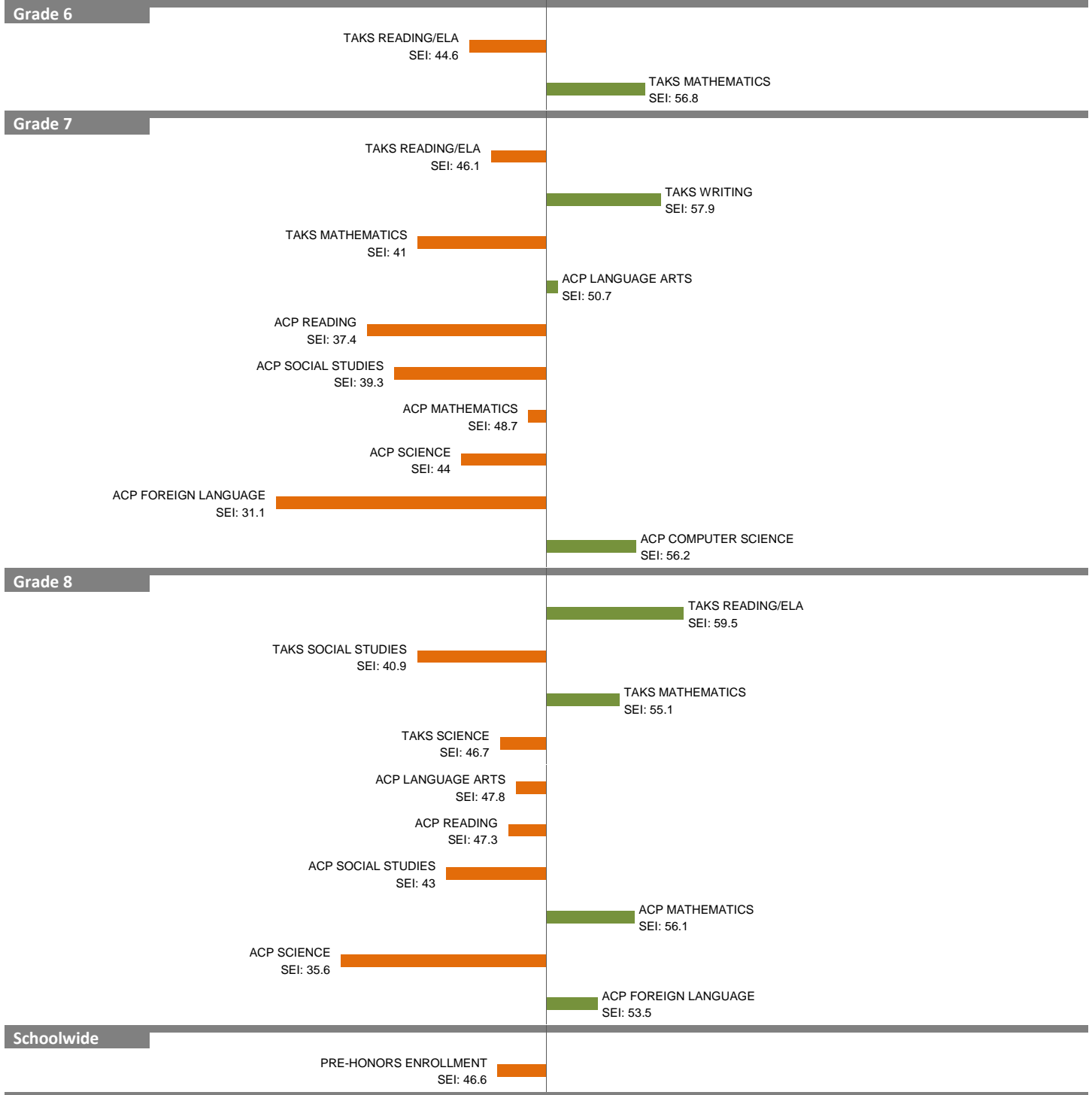
# 2010-11 School Effectiveness Index (SEI) Analysis

74-THOMAS A. EDISON

Overall SEI: 48.1

2011-12 LC: SOUTH

AEIS Rating: Academically Acceptable



NOTES: The overall SEI has a mean of 50 and standard deviation of 5. The range for an “average” overall SEI is 47.5 to 52.5. Component SEIs (i.e., “Grade 5 TAKS READING” or “PSAT WRITING”) each have mean 50 and standard deviation 10, and they are computed only if at least eight students are eligible. The range for an “average” component SEI is 45.0 to 55.0.



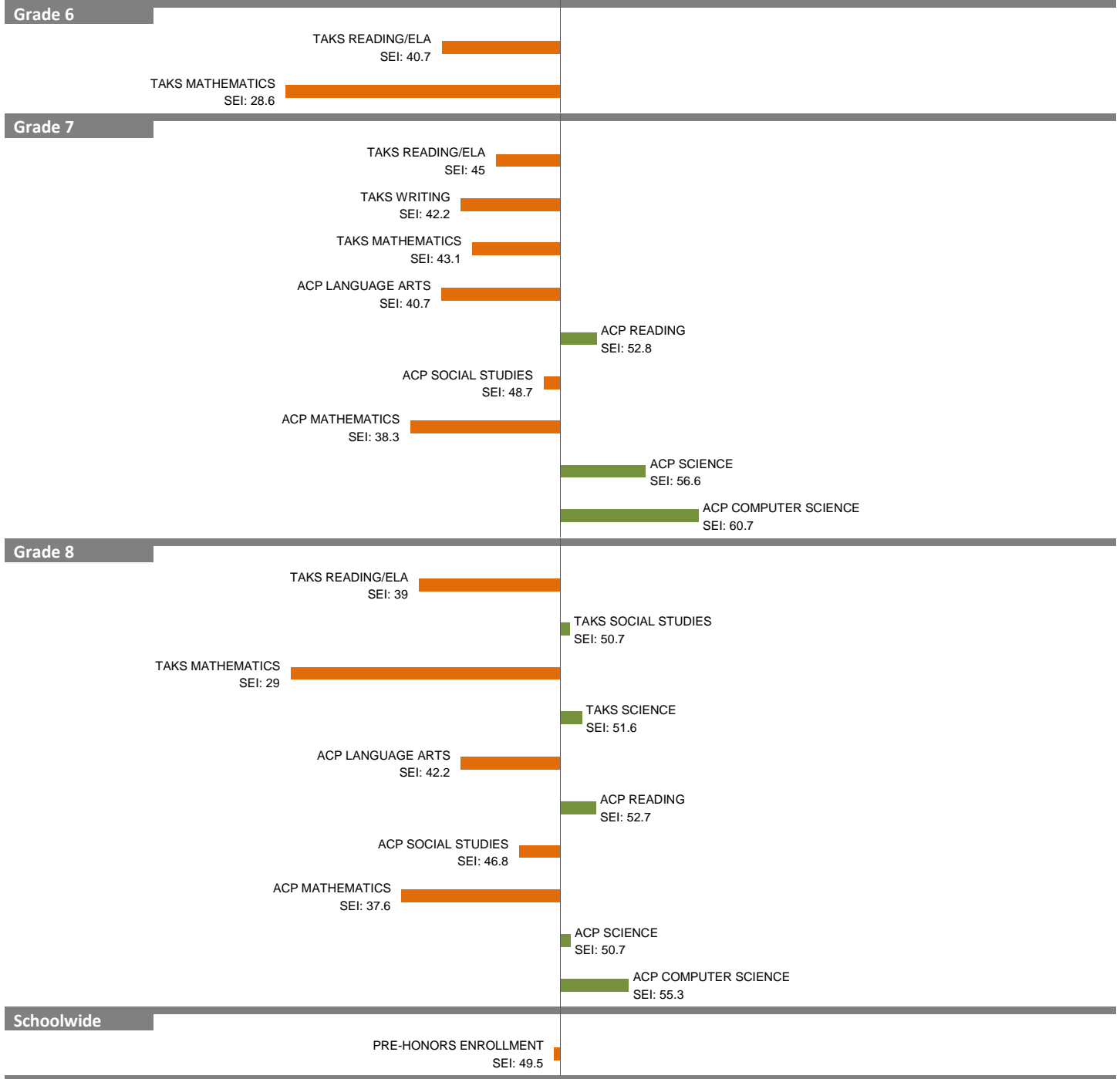
# 2010-11 School Effectiveness Index (SEI) Analysis

77-HECTOR GARCIA

Overall SEI: 42.1

2011-12 LC: SOUTH

AEIS Rating: Academically Acceptable



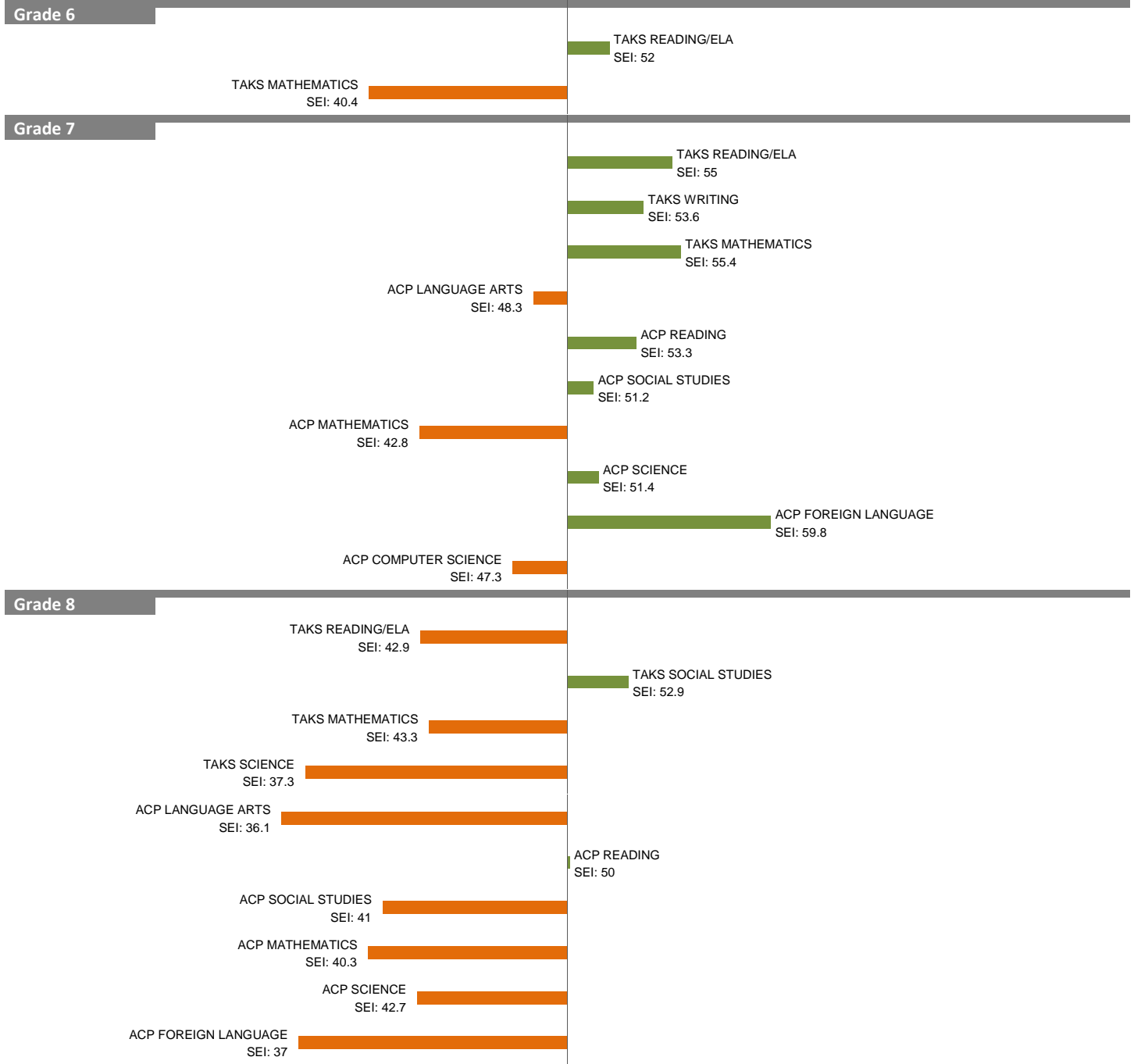
NOTES: The overall SEI has a mean of 50 and standard deviation of 5. The range for an “average” overall SEI is 47.5 to 52.5. Component SEIs (i.e., “Grade 5 TAKS READING” or “PSAT WRITING”) each have mean 50 and standard deviation 10, and they are computed only if at least eight students are eligible. The range for an “average” component SEI is 45.0 to 55.0.

# 2010-11 School Effectiveness Index (SEI) Analysis

802-HOLMES ACADEMY

Overall SEI: 46.9

2011-12 LC: SOUTH



NOTES: The overall SEI has a mean of 50 and standard deviation of 5. The range for an “average” overall SEI is 47.5 to 52.5. Component SEIs (i.e., “Grade 5 TAKS READING” or “PSAT WRITING”) each have mean 50 and standard deviation 10, and they are computed only if at least eight students are eligible. The range for an “average” component SEI is 45.0 to 55.0.