


2010-11 School Effectiveness Index (SEI) Analysis

108-BAYLES

Overall SEI: 49

2011-12 LC: NORTHEAST

AEIS Rating: Academically Acceptable

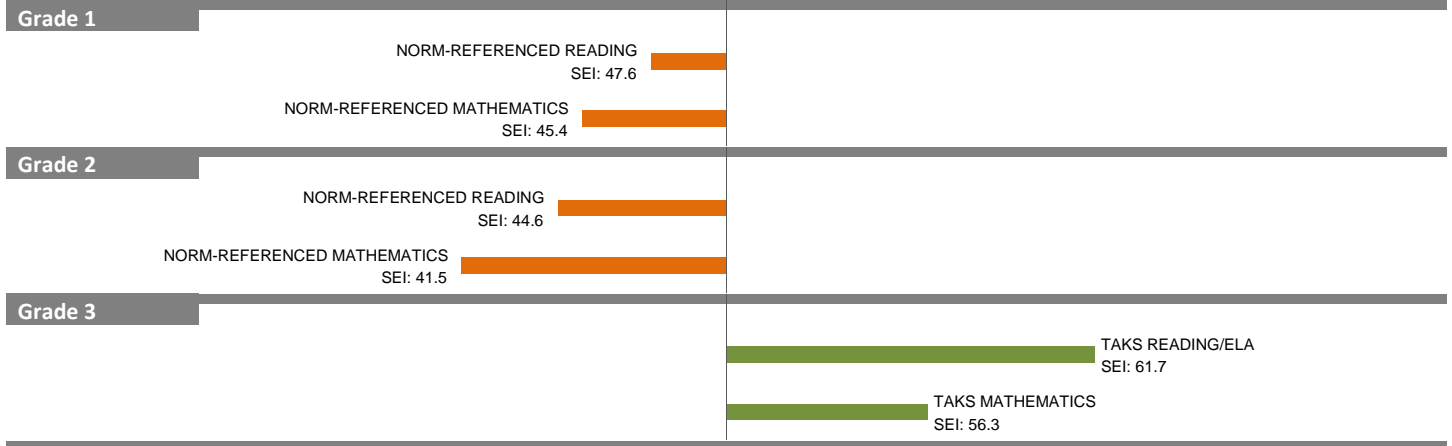


NOTES: The overall SEI has a mean of 50 and standard deviation of 5. The range for an “average” overall SEI is 47.5 to 52.5. Component SEIs (i.e., “Grade 5 TAKS READING” or “PSAT WRITING”) each have mean 50 and standard deviation 10, and they are computed only if at least eight students are eligible. The range for an “average” component SEI is 45.0 to 55.0.

2010-11 School Effectiveness Index (SEI) Analysis

111--JAMES B. BONHAM
2011-12 LC: NORTHEAST

Overall SEI: 49
AEIS Rating: Exemplary



NOTES: The overall SEI has a mean of 50 and standard deviation of 5. The range for an "average" overall SEI is 47.5 to 52.5. Component SEIs (i.e., "Grade 5 TAKS READING" or "PSAT WRITING") each have mean 50 and standard deviation 10, and they are computed only if at least eight students are eligible. The range for an "average" component SEI is 45.0 to 55.0.

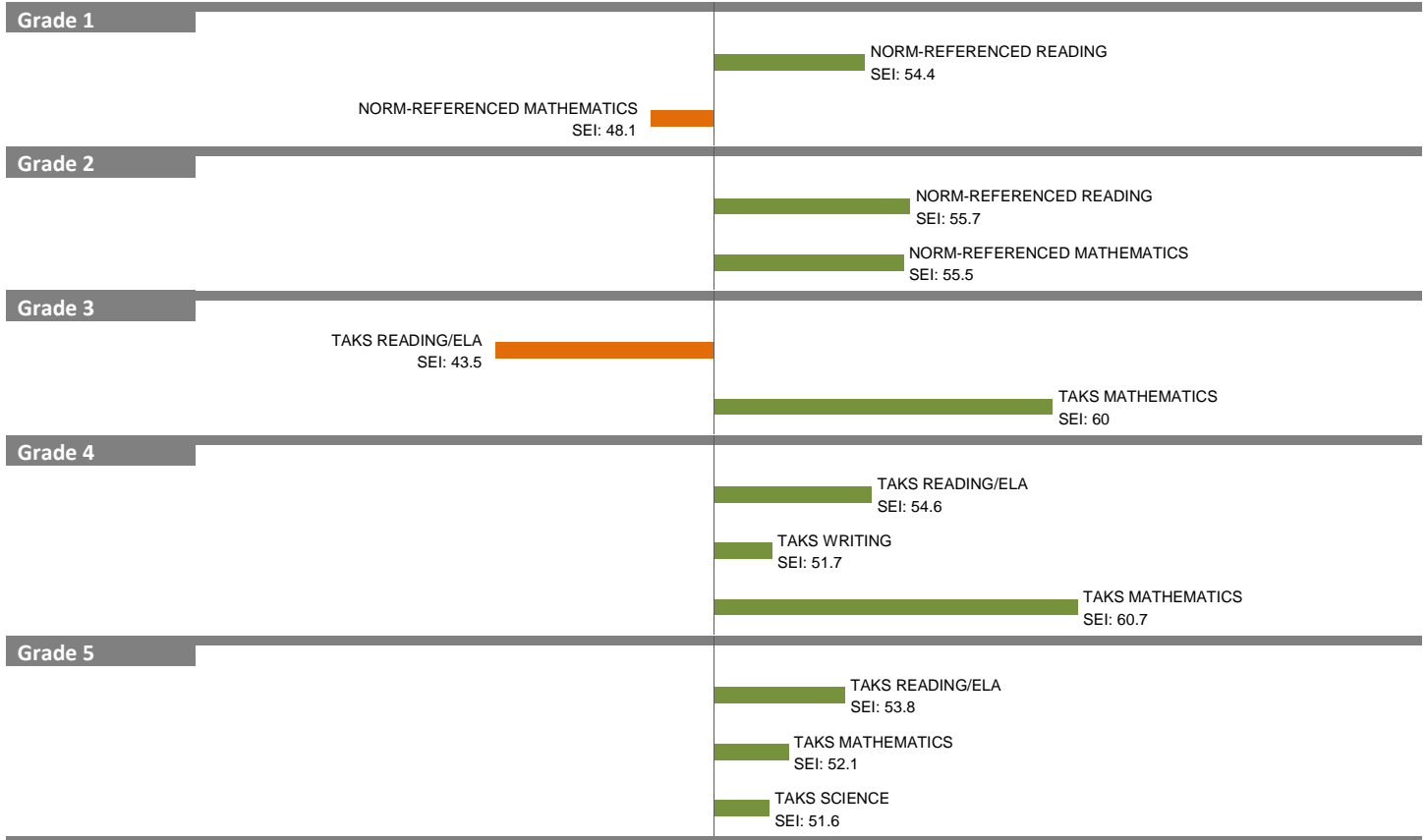
2010-11 School Effectiveness Index (SEI) Analysis

125-CASA VIEW

2011-12 LC: NORTHEAST

Overall SEI: 53.3

AEIS Rating: Exemplary



NOTES: The overall SEI has a mean of 50 and standard deviation of 5. The range for an “average” overall SEI is 47.5 to 52.5. Component SEIs (i.e., “Grade 5 TAKS READING” or “PSAT WRITING”) each have mean 50 and standard deviation 10, and they are computed only if at least eight students are eligible. The range for an “average” component SEI is 45.0 to 55.0.

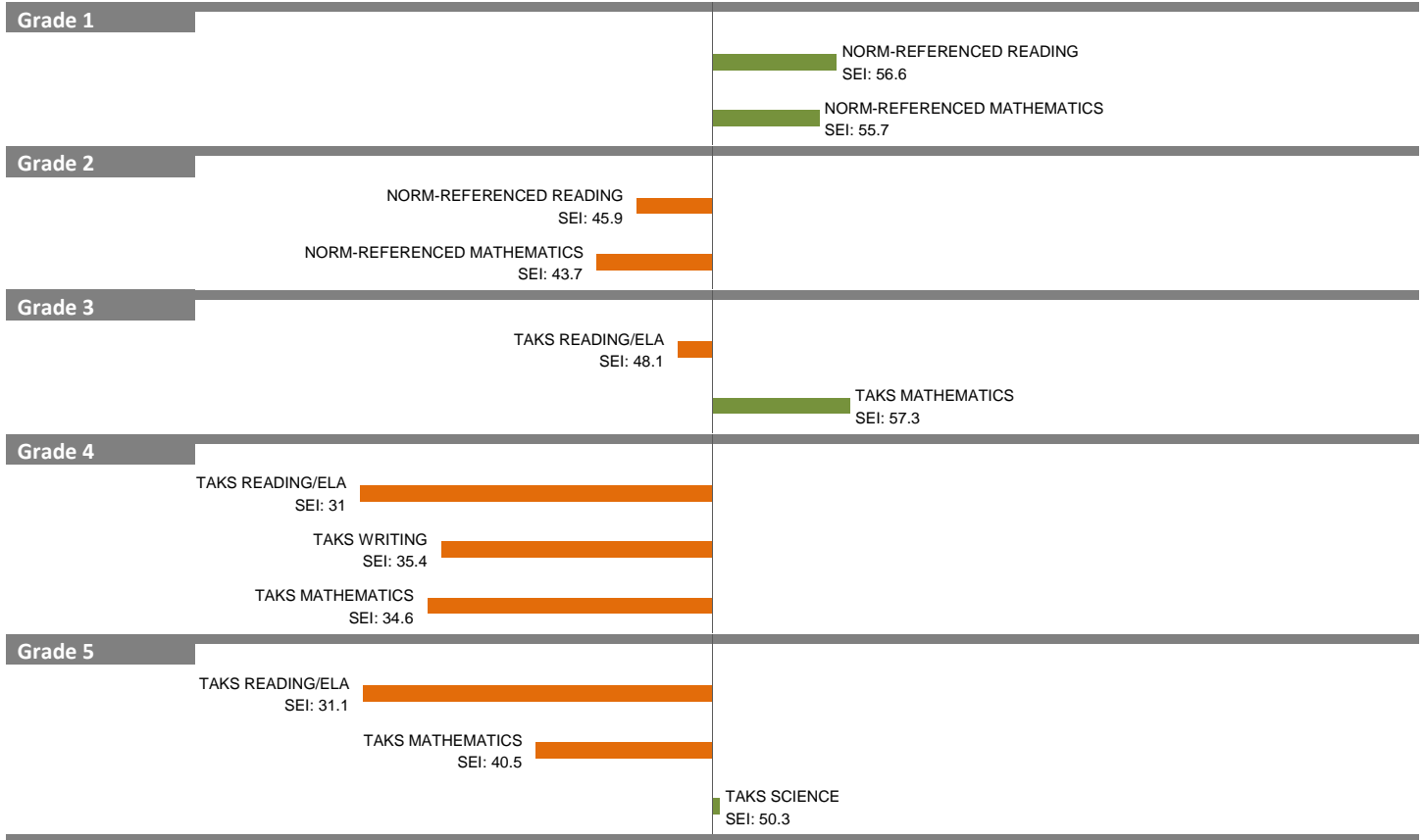
2010-11 School Effectiveness Index (SEI) Analysis

129-S. S. CONNER

Overall SEI: 43.3

2011-12 LC: NORTHEAST

AEIS Rating: Academically Unacceptable



NOTES: The overall SEI has a mean of 50 and standard deviation of 5. The range for an “average” overall SEI is 47.5 to 52.5. Component SEIs (i.e., “Grade 5 TAKS READING” or “PSAT WRITING”) each have mean 50 and standard deviation 10, and they are computed only if at least eight students are eligible. The range for an “average” component SEI is 45.0 to 55.0.

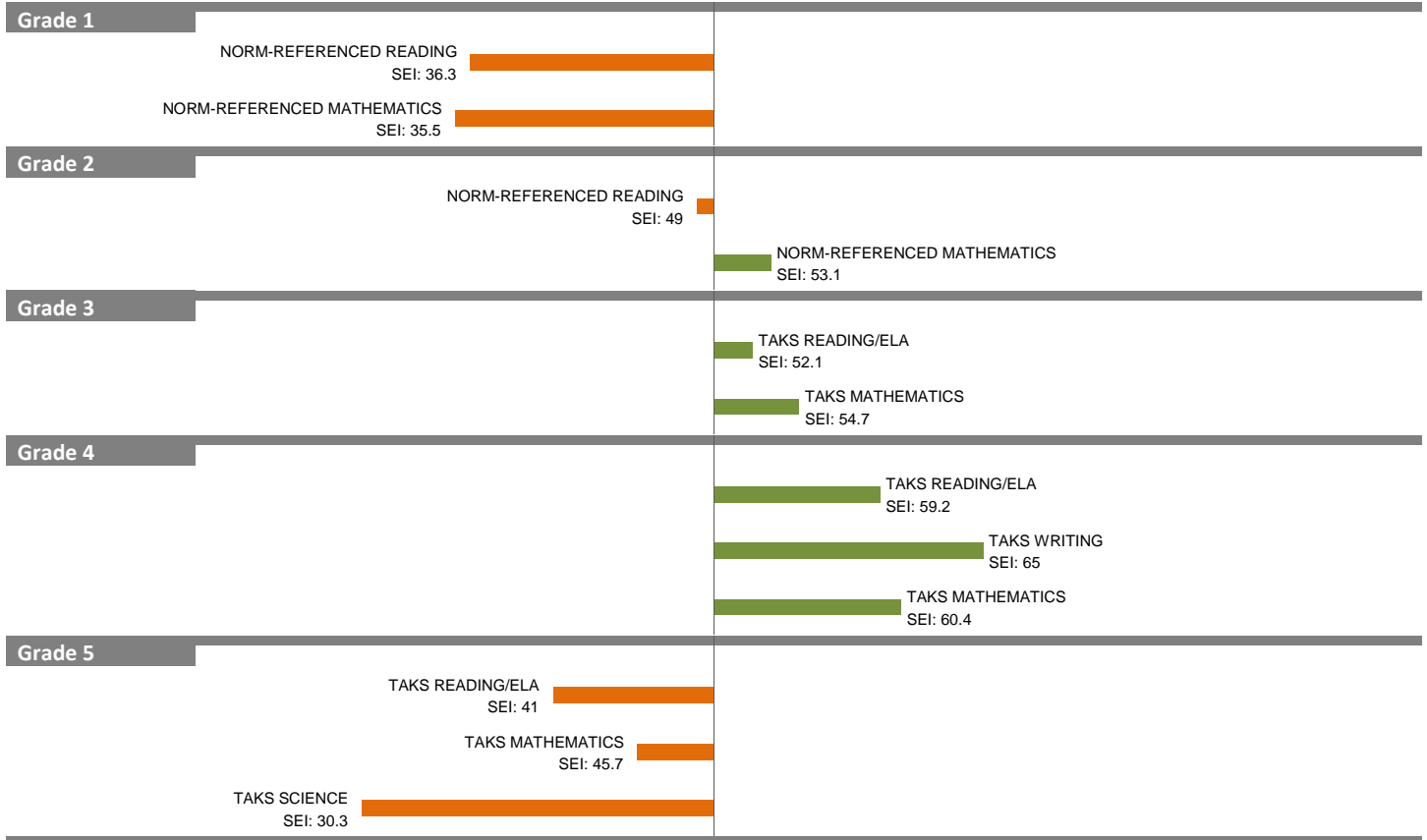
2010-11 School Effectiveness Index (SEI) Analysis

131-IGNACIO ZARAGOZA

Overall SEI: 47.9

2011-12 LC: NORTHEAST

AEIS Rating: Academically Acceptable




NOTES: The overall SEI has a mean of 50 and standard deviation of 5. The range for an "average" overall SEI is 47.5 to 52.5. Component SEIs (i.e., "Grade 5 TAKS READING" or "PSAT WRITING") each have mean 50 and standard deviation 10, and they are computed only if at least eight students are eligible. The range for an "average" component SEI is 45.0 to 55.0.

2010-11 School Effectiveness Index (SEI) Analysis

139-PAUL L. DUNBAR
2011-12 LC: NORTHEAST

Overall SEI: 51.8
AEIS Rating: Academically Acceptable



NOTES: The overall SEI has a mean of 50 and standard deviation of 5. The range for an “average” overall SEI is 47.5 to 52.5. Component SEIs (i.e., “Grade 5 TAKS READING” or “PSAT WRITING”) each have mean 50 and standard deviation 10, and they are computed only if at least eight students are eligible. The range for an “average” component SEI is 45.0 to 55.0.


2010-11 School Effectiveness Index (SEI) Analysis

141--JILL STONE

2011-12 LC: NORTHEAST

Overall SEI: 53.6

AEIS Rating: Recognized




NOTES: The overall SEI has a mean of 50 and standard deviation of 5. The range for an "average" overall SEI is 47.5 to 52.5. Component SEIs (i.e., "Grade 5 TAKS READING" or "PSAT WRITING") each have mean 50 and standard deviation 10, and they are computed only if at least eight students are eligible. The range for an "average" component SEI is 45.0 to 55.0.

2010-11 School Effectiveness Index (SEI) Analysis

143--JAMES W. FANNIN
2011-12 LC: NORTHEAST

Overall SEI: 44.8

AEIS Rating: Academically Acceptable



NOTES: The overall SEI has a mean of 50 and standard deviation of 5. The range for an "average" overall SEI is 47.5 to 52.5. Component SEIs (i.e., "Grade 5 TAKS READING" or "PSAT WRITING") each have mean 50 and standard deviation 10, and they are computed only if at least eight students are eligible. The range for an "average" component SEI is 45.0 to 55.0.

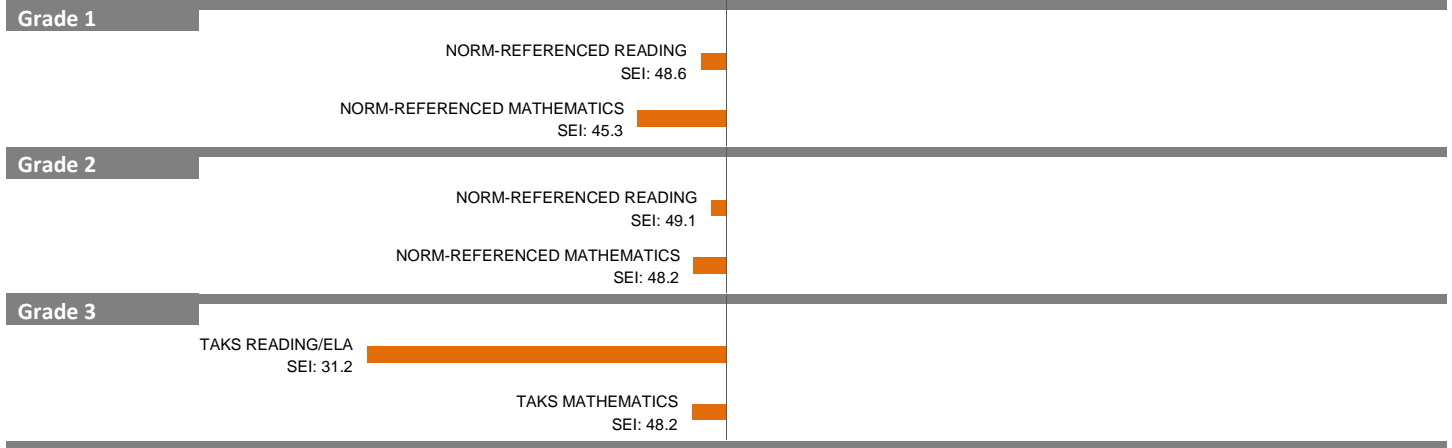
2010-11 School Effectiveness Index (SEI) Analysis

146--JULIA C. FRAZIER

2011-12 LC: NORTHEAST

Overall SEI: 44.2

AEIS Rating: Academically Acceptable



NOTES: The overall SEI has a mean of 50 and standard deviation of 5. The range for an "average" overall SEI is 47.5 to 52.5. Component SEIs (i.e., "Grade 5 TAKS READING" or "PSAT WRITING") each have mean 50 and standard deviation 10, and they are computed only if at least eight students are eligible. The range for an "average" component SEI is 45.0 to 55.0.

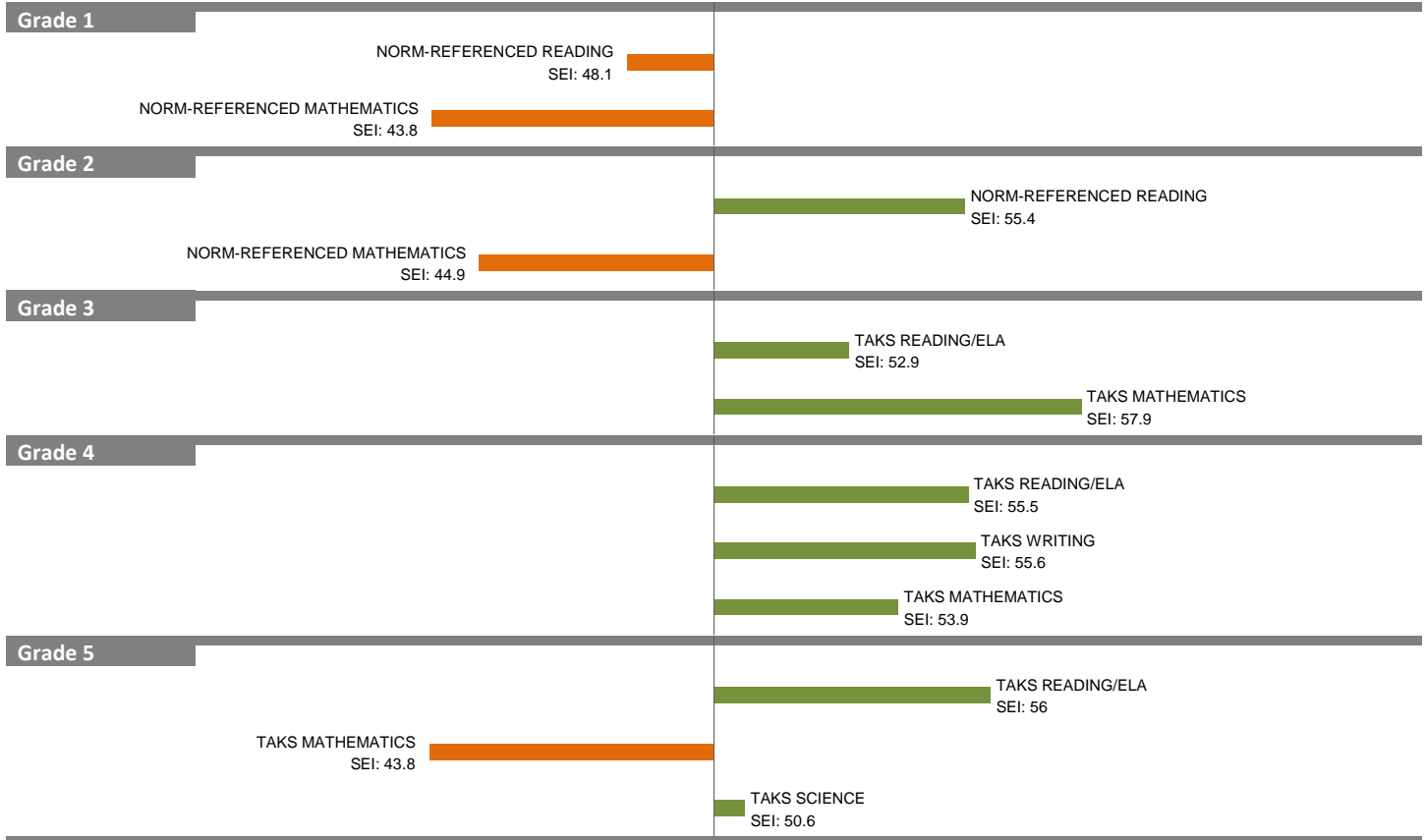
2010-11 School Effectiveness Index (SEI) Analysis

147-CHARLES A. GILL

Overall SEI: 51.2

2011-12 LC: NORTHEAST

AEIS Rating: Academically Acceptable

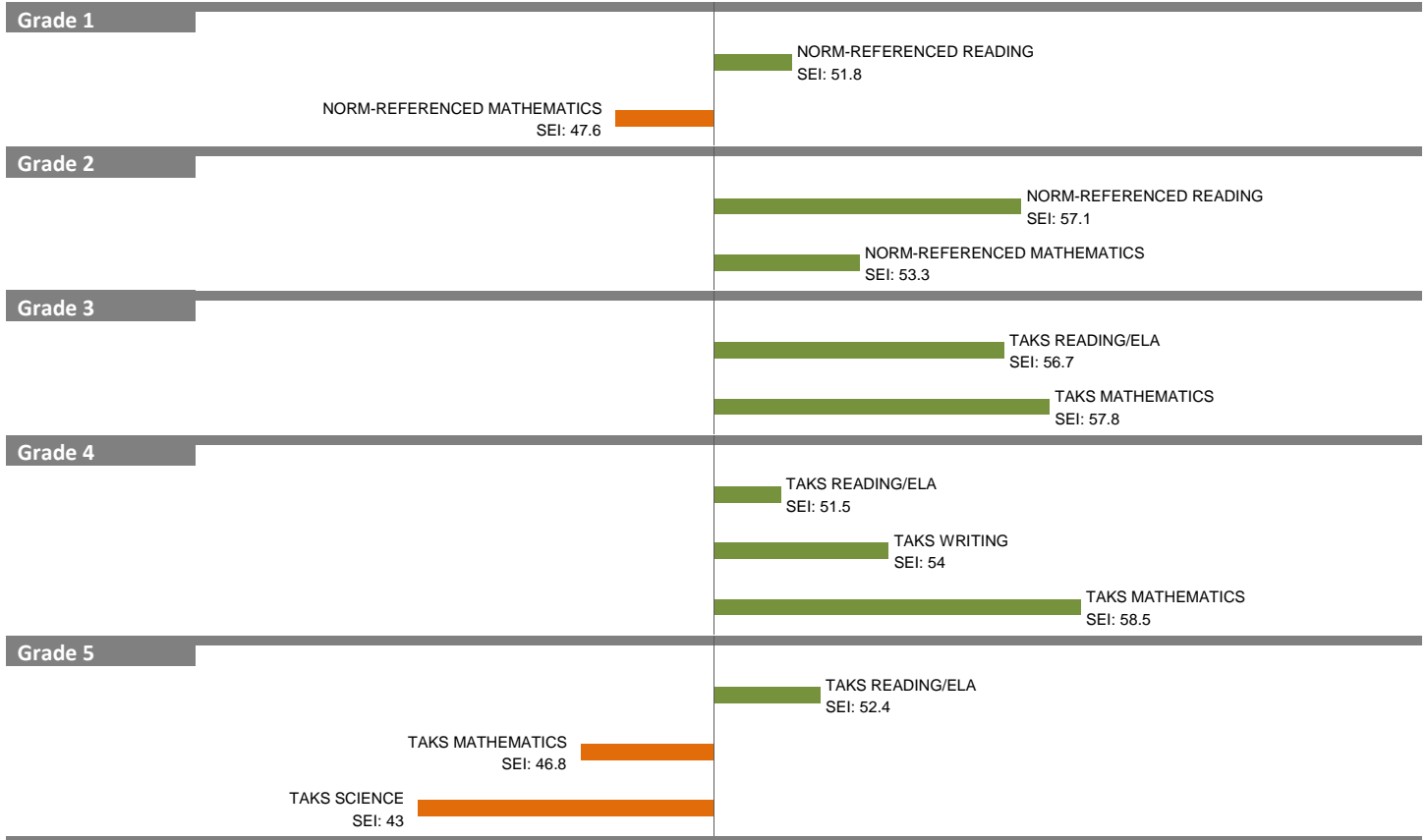


NOTES: The overall SEI has a mean of 50 and standard deviation of 5. The range for an "average" overall SEI is 47.5 to 52.5. Component SEIs (i.e., "Grade 5 TAKS READING" or "PSAT WRITING") each have mean 50 and standard deviation 10, and they are computed only if at least eight students are eligible. The range for an "average" component SEI is 45.0 to 55.0.

2010-11 School Effectiveness Index (SEI) Analysis

153--VICTOR H. HEXTER
2011-12 LC: NORTHEAST

Overall SEI: 52.3
AEIS Rating: Exemplary



NOTES: The overall SEI has a mean of 50 and standard deviation of 5. The range for an "average" overall SEI is 47.5 to 52.5. Component SEIs (i.e., "Grade 5 TAKS READING" or "PSAT WRITING") each have mean 50 and standard deviation 10, and they are computed only if at least eight students are eligible. The range for an "average" component SEI is 45.0 to 55.0.

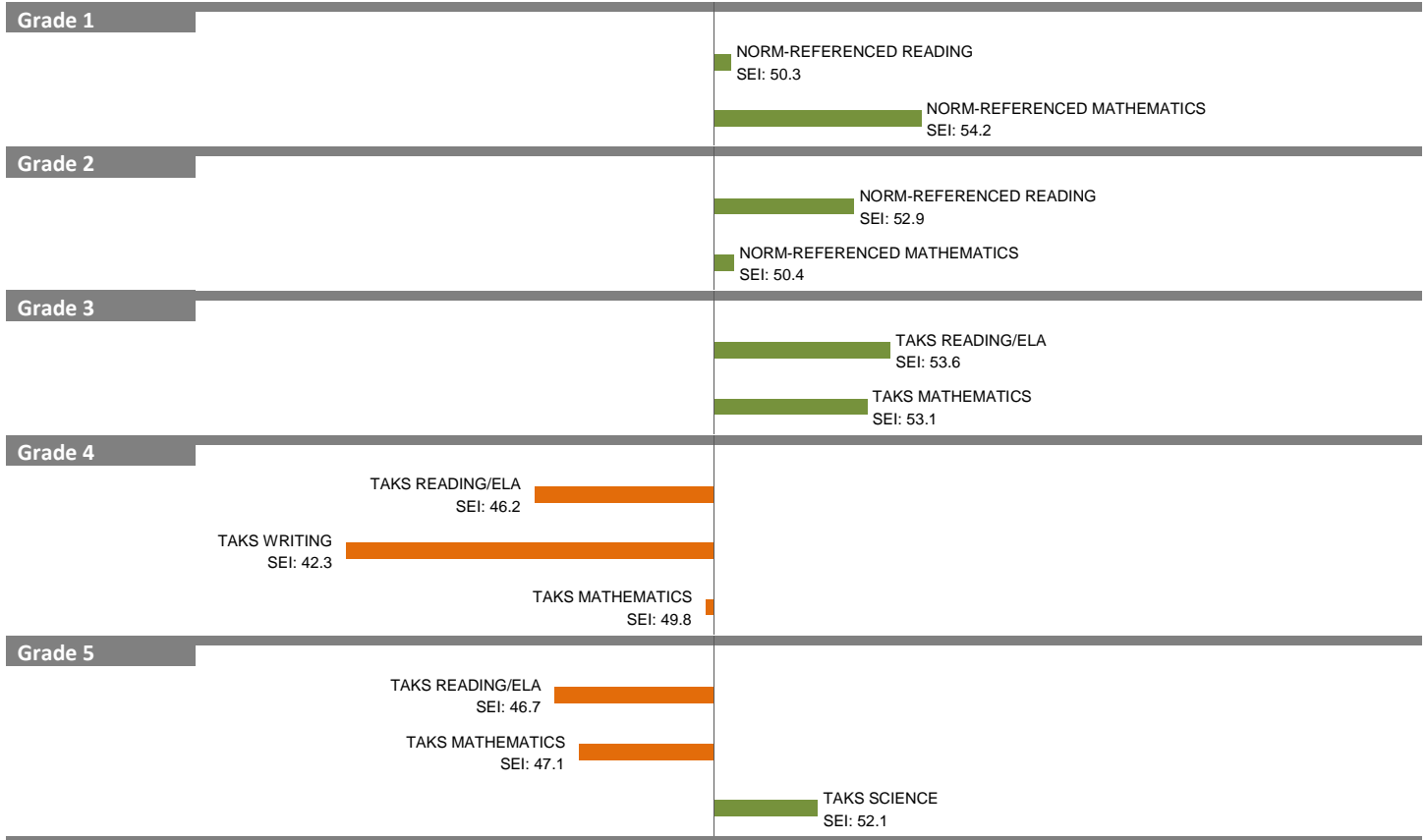
2010-11 School Effectiveness Index (SEI) Analysis

154--LARRY SMITH

2011-12 LC: NORTHEAST

Overall SEI: 49.4

AEIS Rating: Recognized

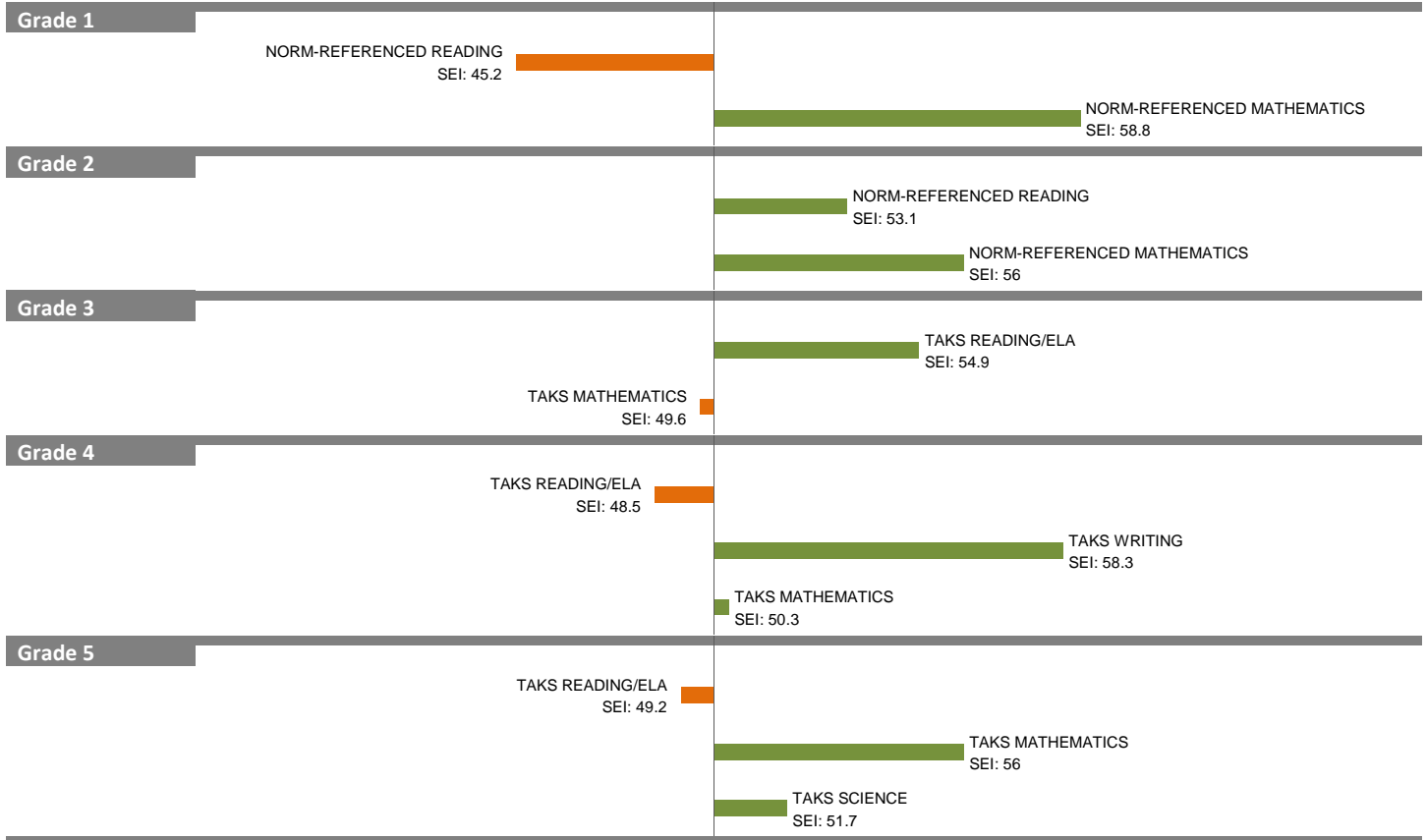


NOTES: The overall SEI has a mean of 50 and standard deviation of 5. The range for an "average" overall SEI is 47.5 to 52.5. Component SEIs (i.e., "Grade 5 TAKS READING" or "PSAT WRITING") each have mean 50 and standard deviation 10, and they are computed only if at least eight students are eligible. The range for an "average" component SEI is 45.0 to 55.0.

2010-11 School Effectiveness Index (SEI) Analysis

155-C. A. TATUM JR.
2011-12 LC: NORTHEAST

Overall SEI: 52.4
AEIS Rating: Recognized



NOTES: The overall SEI has a mean of 50 and standard deviation of 5. The range for an “average” overall SEI is 47.5 to 52.5. Component SEIs (i.e., “Grade 5 TAKS READING” or “PSAT WRITING”) each have mean 50 and standard deviation 10, and they are computed only if at least eight students are eligible. The range for an “average” component SEI is 45.0 to 55.0.

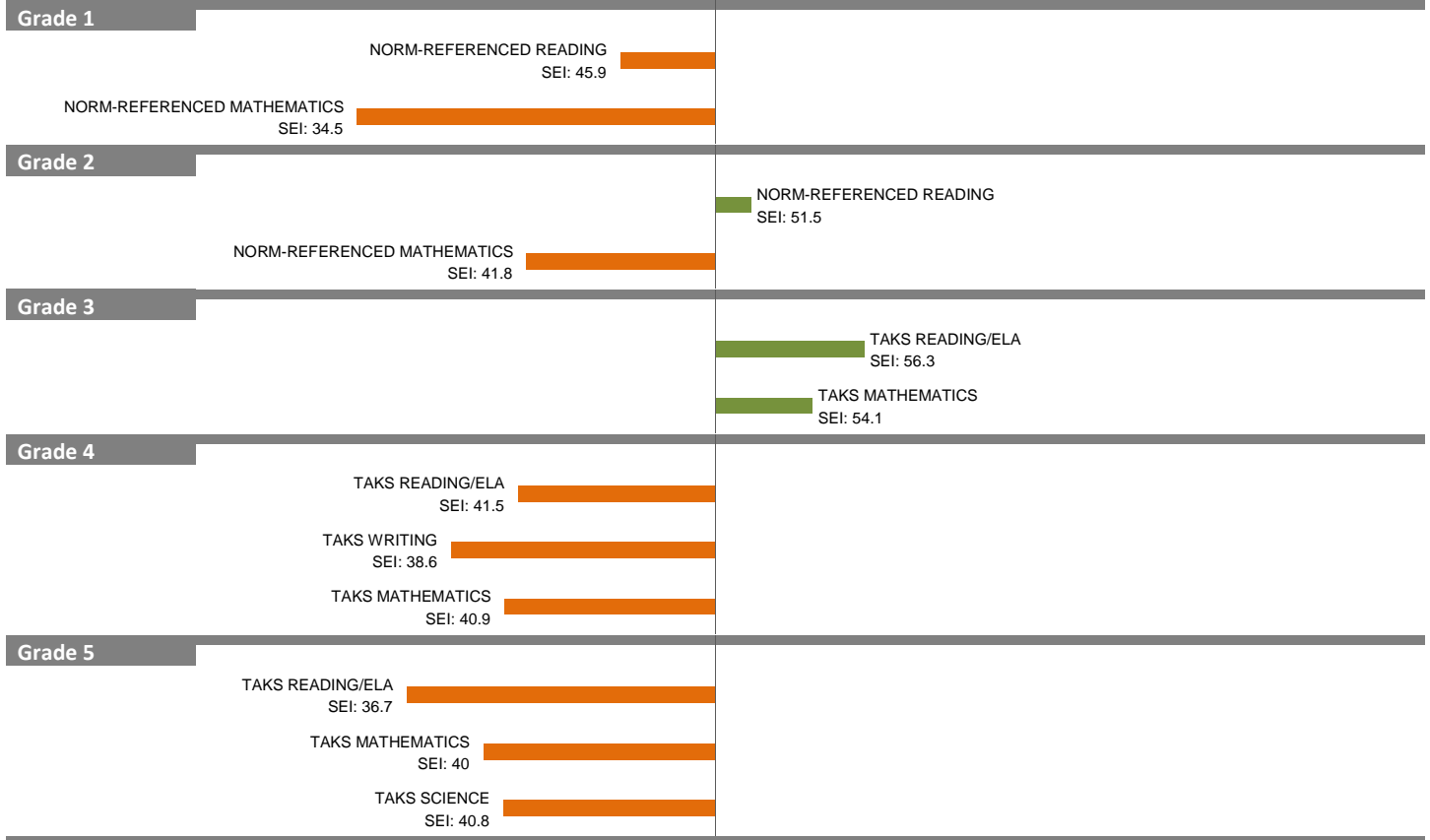
2010-11 School Effectiveness Index (SEI) Analysis

159-HOTCHKISS

Overall SEI: 42.6

2011-12 LC: NORTHEAST

AEIS Rating: Academically Acceptable



NOTES: The overall SEI has a mean of 50 and standard deviation of 5. The range for an "average" overall SEI is 47.5 to 52.5. Component SEIs (i.e., "Grade 5 TAKS READING" or "PSAT WRITING") each have mean 50 and standard deviation 10, and they are computed only if at least eight students are eligible. The range for an "average" component SEI is 45.0 to 55.0.

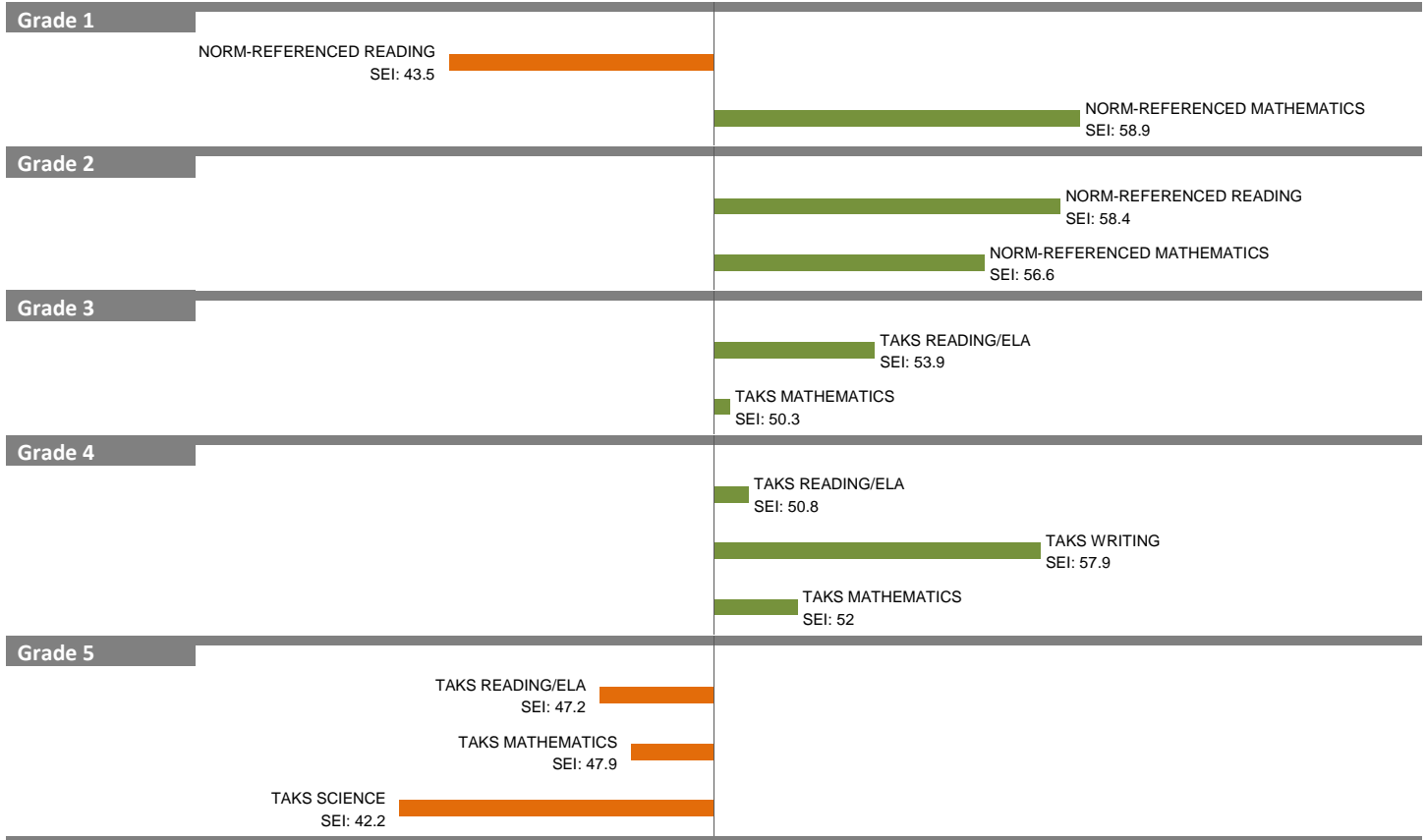
2010-11 School Effectiveness Index (SEI) Analysis

162--STONEWALL JACKSON

Overall SEI: 51.3

2011-12 LC: NORTHEAST

AEIS Rating: Academically Acceptable



NOTES: The overall SEI has a mean of 50 and standard deviation of 5. The range for an “average” overall SEI is 47.5 to 52.5. Component SEIs (i.e., “Grade 5 TAKS READING” or “PSAT WRITING”) each have mean 50 and standard deviation 10, and they are computed only if at least eight students are eligible. The range for an “average” component SEI is 45.0 to 55.0.

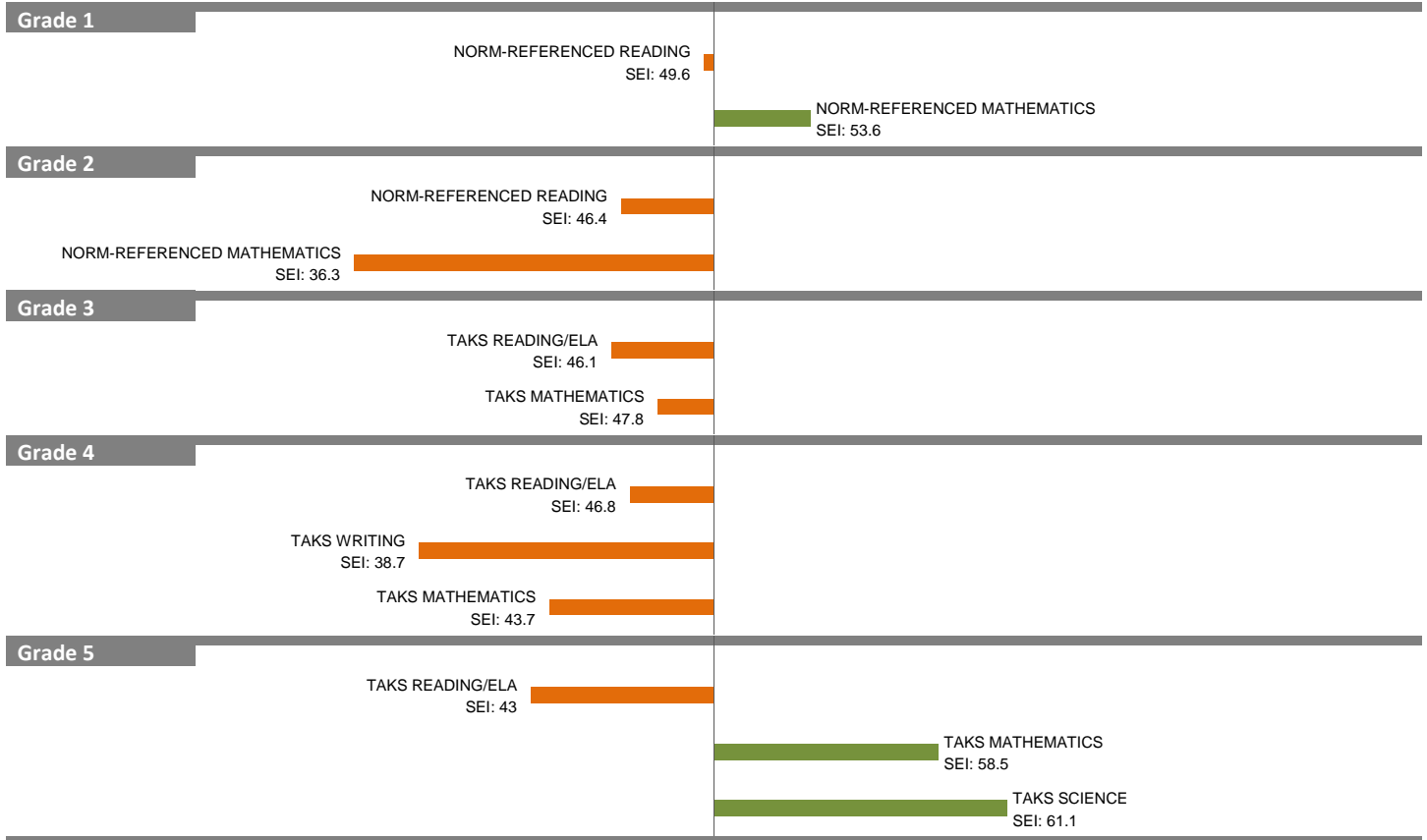
2010-11 School Effectiveness Index (SEI) Analysis

166-EDWIN J. KIEST

Overall SEI: 47

2011-12 LC: NORTHEAST

AEIS Rating: Academically Unacceptable



NOTES: The overall SEI has a mean of 50 and standard deviation of 5. The range for an "average" overall SEI is 47.5 to 52.5. Component SEIs (i.e., "Grade 5 TAKS READING" or "PSAT WRITING") each have mean 50 and standard deviation 10, and they are computed only if at least eight students are eligible. The range for an "average" component SEI is 45.0 to 55.0.

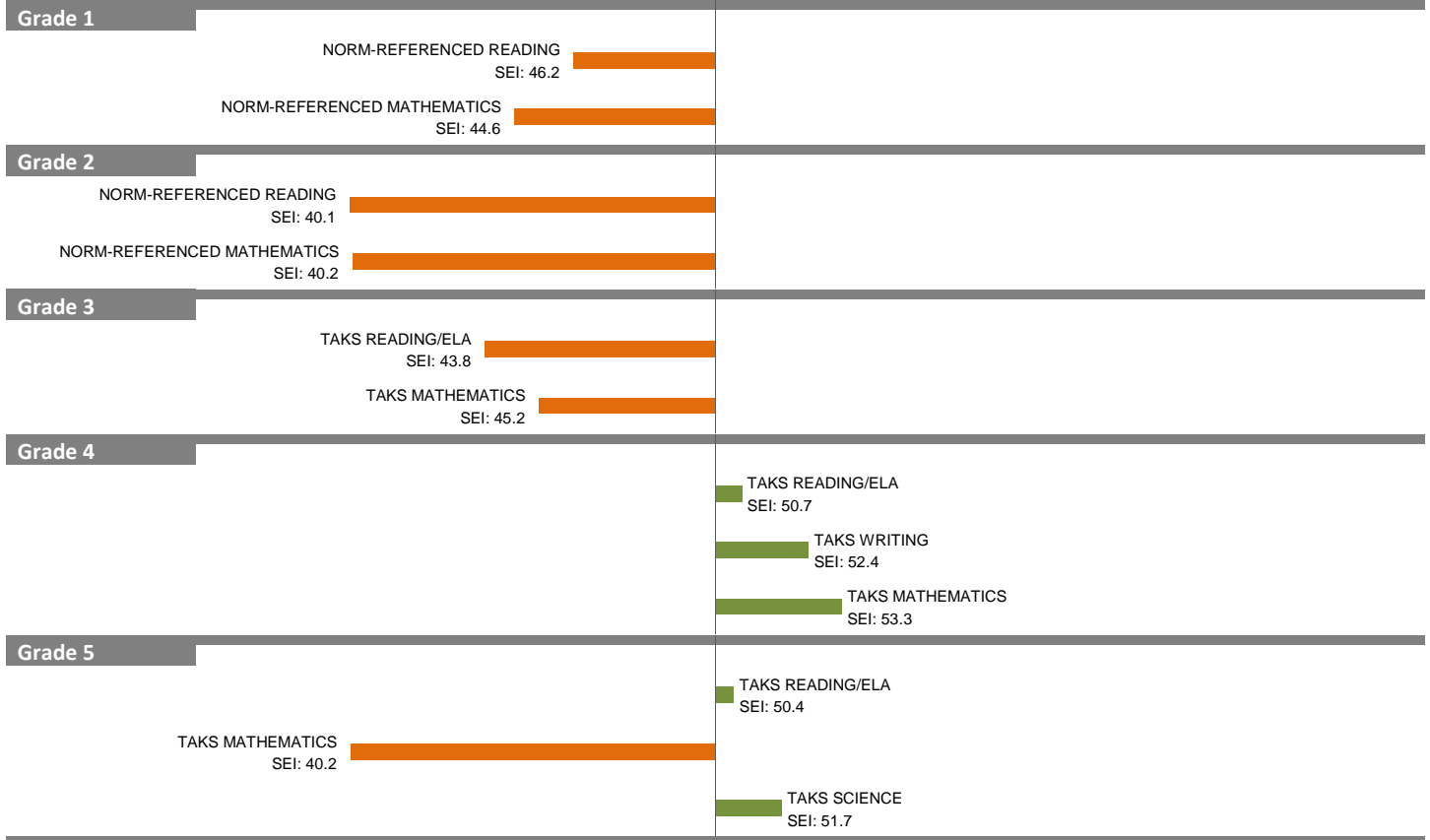
2010-11 School Effectiveness Index (SEI) Analysis

171-LAKEWOOD

2011-12 LC: NORTHEAST

Overall SEI: 45.8

AEIS Rating: Exemplary



NOTES: The overall SEI has a mean of 50 and standard deviation of 5. The range for an “average” overall SEI is 47.5 to 52.5. Component SEIs (i.e., “Grade 5 TAKS READING” or “PSAT WRITING”) each have mean 50 and standard deviation 10, and they are computed only if at least eight students are eligible. The range for an “average” component SEI is 45.0 to 55.0.

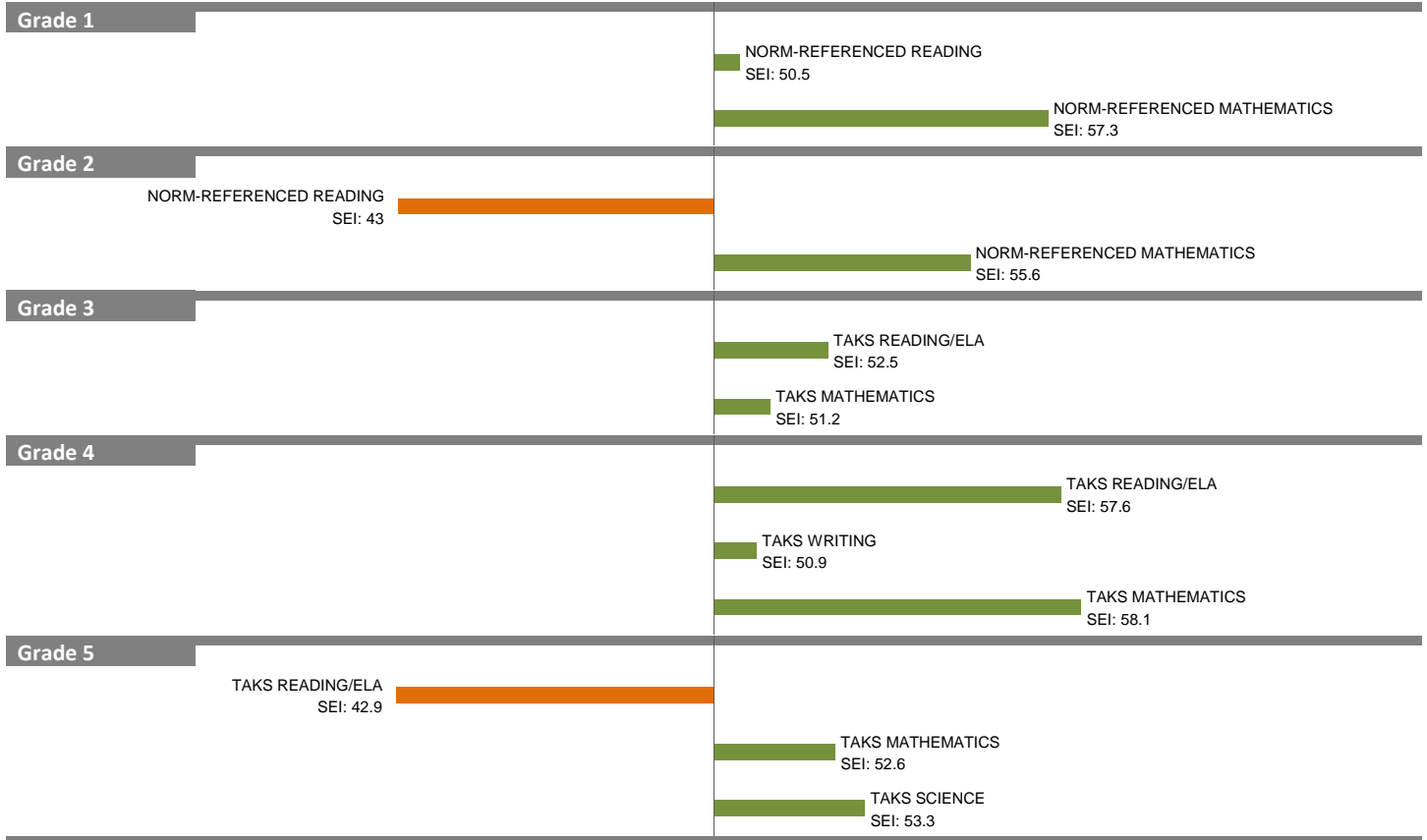
2010-11 School Effectiveness Index (SEI) Analysis

174-ROBERT E. LEE

2011-12 LC: NORTHEAST

Overall SEI: 51.8

AEIS Rating: Exemplary



NOTES: The overall SEI has a mean of 50 and standard deviation of 5. The range for an “average” overall SEI is 47.5 to 52.5. Component SEIs (i.e., “Grade 5 TAKS READING” or “PSAT WRITING”) each have mean 50 and standard deviation 10, and they are computed only if at least eight students are eligible. The range for an “average” component SEI is 45.0 to 55.0.

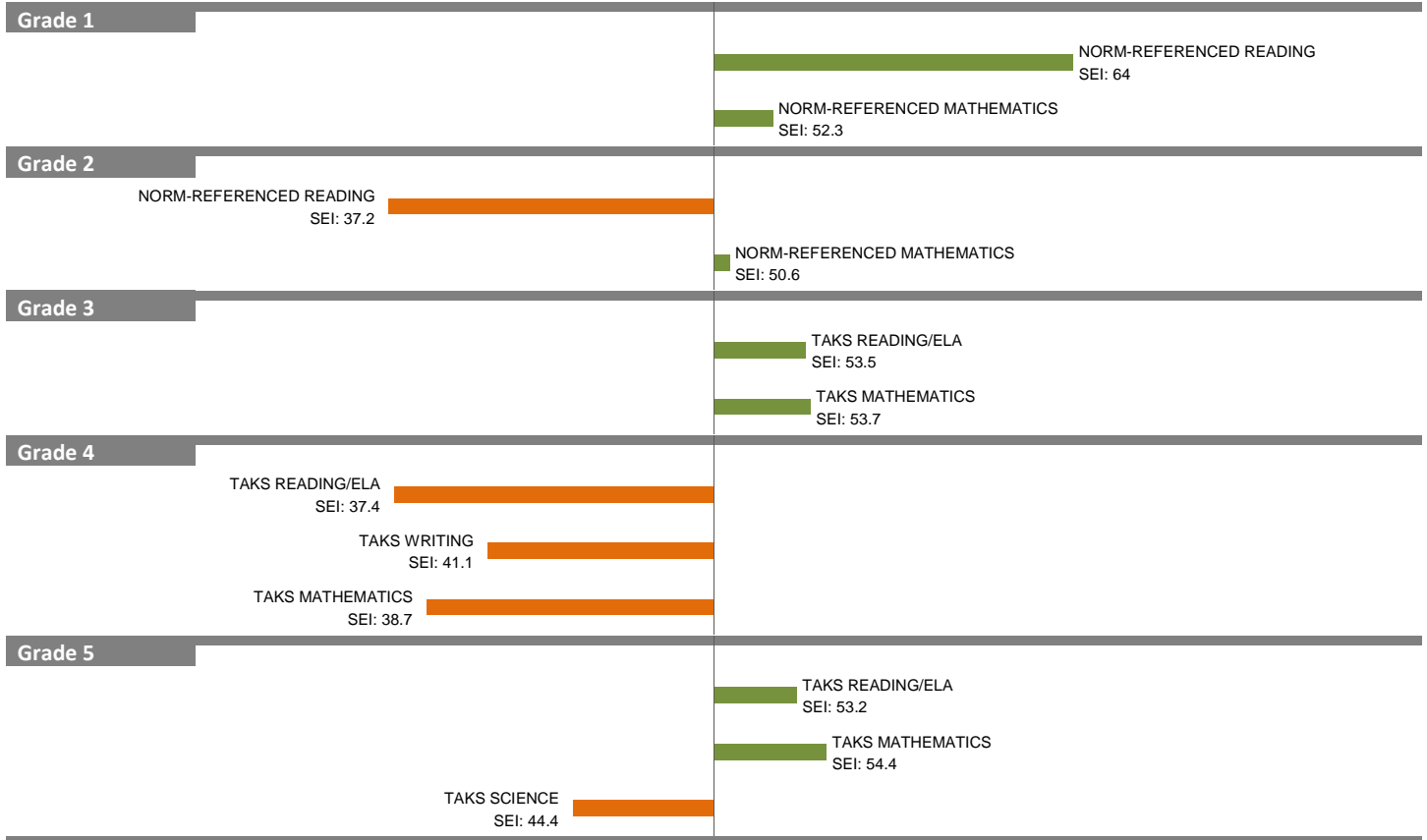
2010-11 School Effectiveness Index (SEI) Analysis

176--JACK LOWE SR.

Overall SEI: 47.8

2011-12 LC: NORTHEAST

AEIS Rating: Academically Acceptable



NOTES: The overall SEI has a mean of 50 and standard deviation of 5. The range for an "average" overall SEI is 47.5 to 52.5. Component SEIs (i.e., "Grade 5 TAKS READING" or "PSAT WRITING") each have mean 50 and standard deviation 10, and they are computed only if at least eight students are eligible. The range for an "average" component SEI is 45.0 to 55.0.


2010-11 School Effectiveness Index (SEI) Analysis

177--WILLIAM LIPSCOMB

2011-12 LC: NORTHEAST

Overall SEI: 50.6

AEIS Rating: Recognized




NOTES: The overall SEI has a mean of 50 and standard deviation of 5. The range for an "average" overall SEI is 47.5 to 52.5. Component SEIs (i.e., "Grade 5 TAKS READING" or "PSAT WRITING") each have mean 50 and standard deviation 10, and they are computed only if at least eight students are eligible. The range for an "average" component SEI is 45.0 to 55.0.

2010-11 School Effectiveness Index (SEI) Analysis

188-MOUNT AUBURN
2011-12 LC: NORTHEAST

Overall SEI: 48.4
AEIS Rating: Exemplary



NOTES: The overall SEI has a mean of 50 and standard deviation of 5. The range for an “average” overall SEI is 47.5 to 52.5. Component SEIs (i.e., “Grade 5 TAKS READING” or “PSAT WRITING”) each have mean 50 and standard deviation 10, and they are computed only if at least eight students are eligible. The range for an “average” component SEI is 45.0 to 55.0.

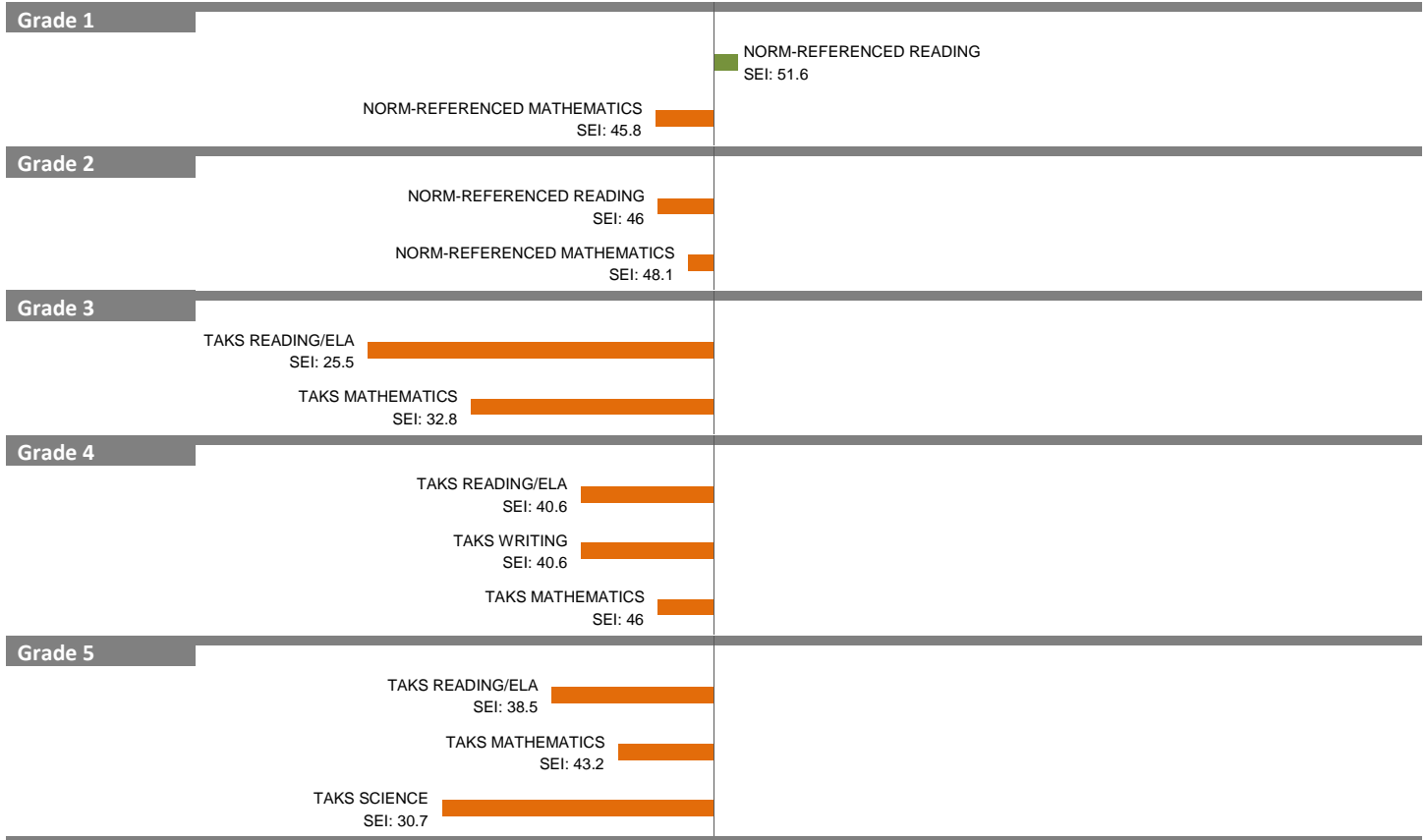
2010-11 School Effectiveness Index (SEI) Analysis

196--J. W. RAY

Overall SEI: 39.6

2011-12 LC: NORTHEAST

AEIS Rating: Academically Unacceptable



NOTES: The overall SEI has a mean of 50 and standard deviation of 5. The range for an "average" overall SEI is 47.5 to 52.5. Component SEIs (i.e., "Grade 5 TAKS READING" or "PSAT WRITING") each have mean 50 and standard deviation 10, and they are computed only if at least eight students are eligible. The range for an "average" component SEI is 45.0 to 55.0.

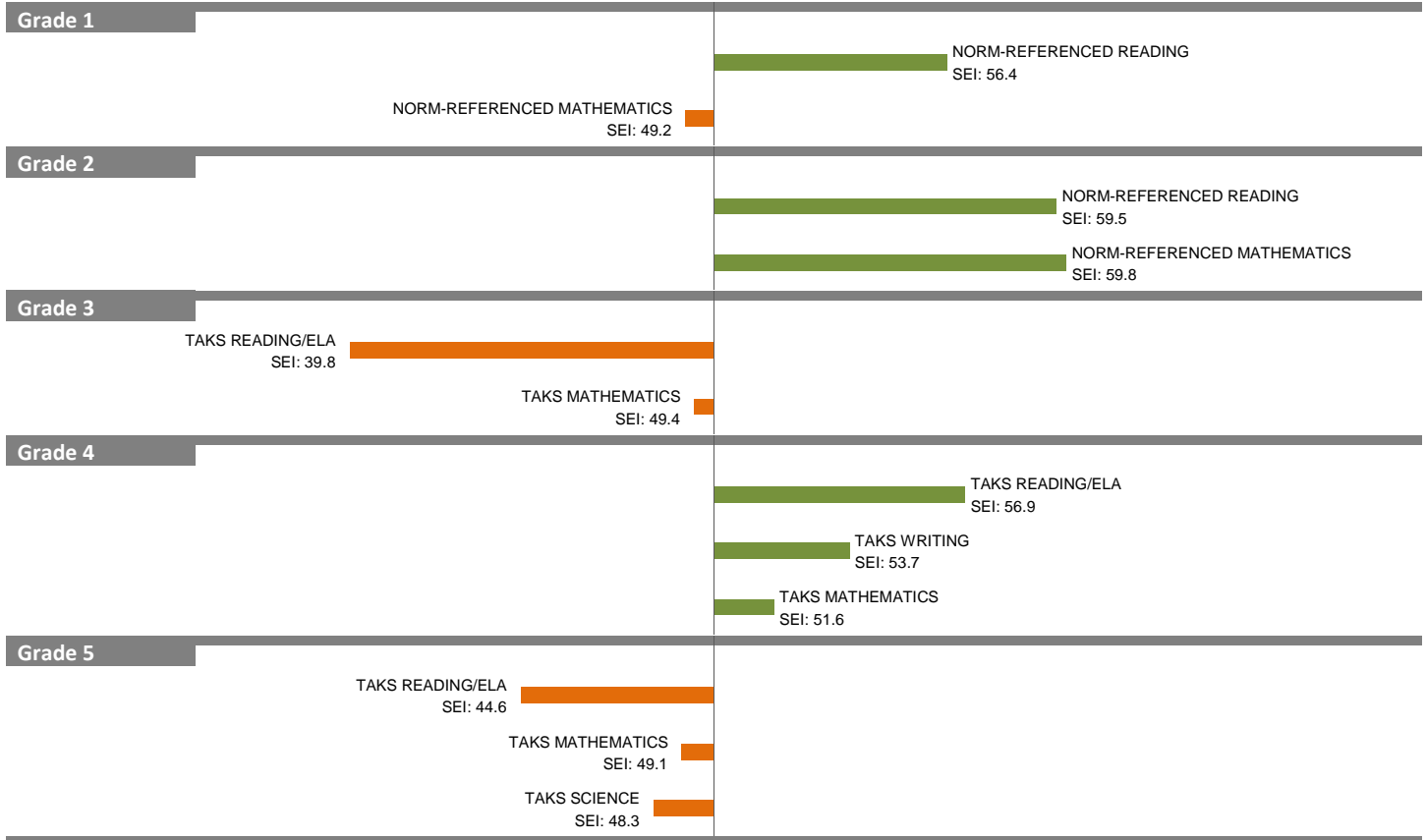
2010-11 School Effectiveness Index (SEI) Analysis

198--MARTHA TURNER REILLY

2011-12 LC: NORTHEAST

Overall SEI: 51.2

AEIS Rating: Recognized



NOTES: The overall SEI has a mean of 50 and standard deviation of 5. The range for an "average" overall SEI is 47.5 to 52.5. Component SEIs (i.e., "Grade 5 TAKS READING" or "PSAT WRITING") each have mean 50 and standard deviation 10, and they are computed only if at least eight students are eligible. The range for an "average" component SEI is 45.0 to 55.0.

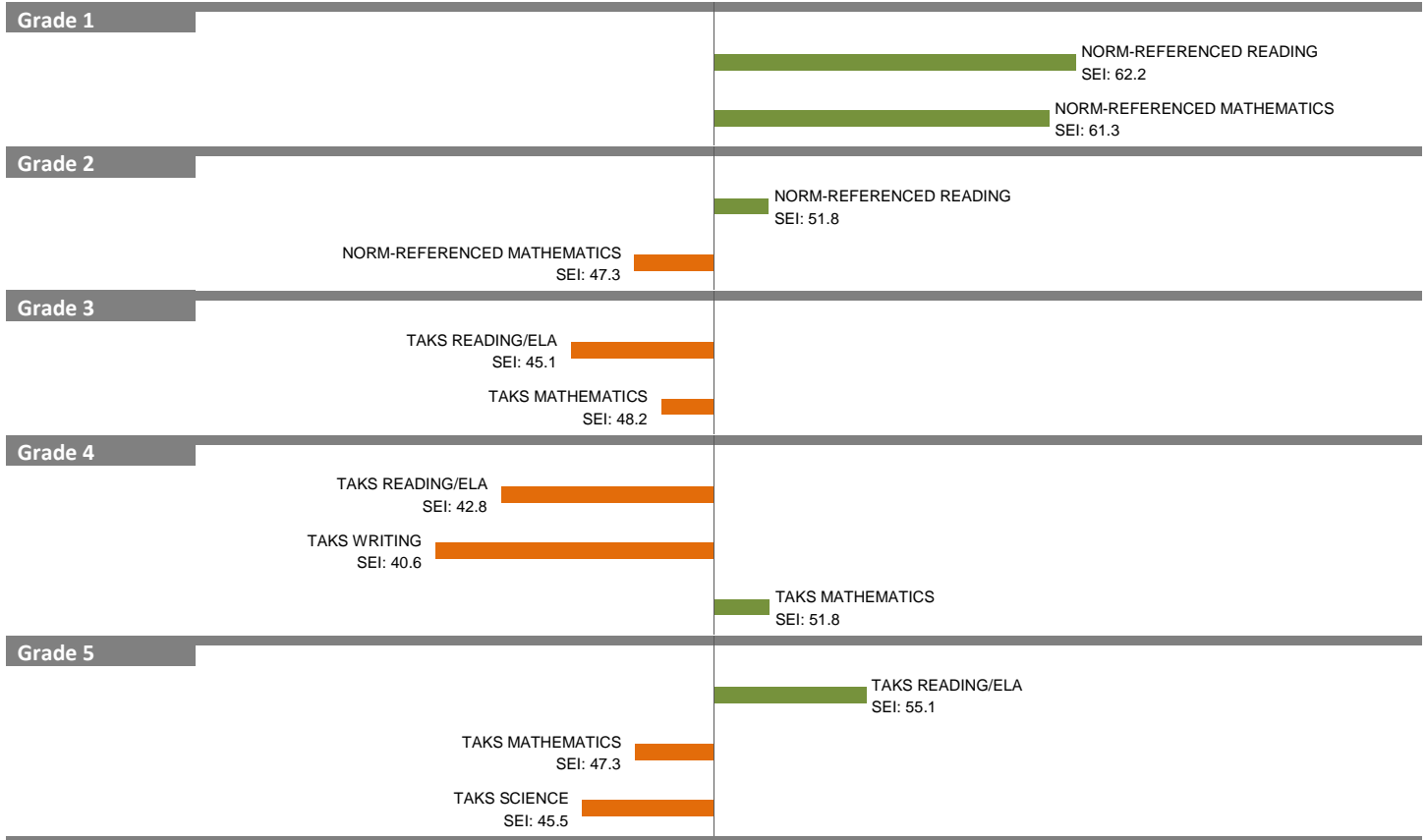
2010-11 School Effectiveness Index (SEI) Analysis

199-REINHARDT

2011-12 LC: NORTHEAST

Overall SEI: 49.4

AEIS Rating: Recognized

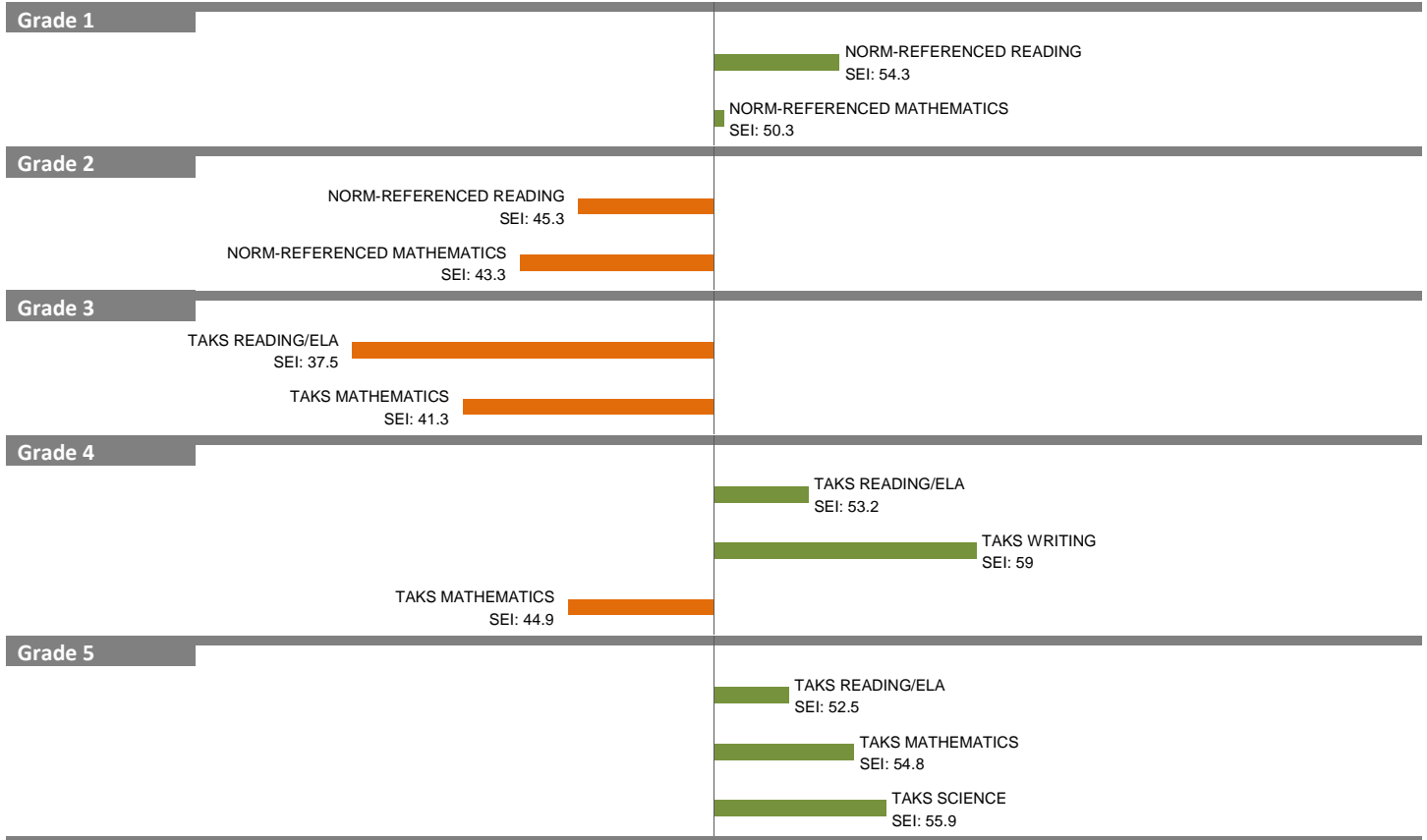


NOTES: The overall SEI has a mean of 50 and standard deviation of 5. The range for an "average" overall SEI is 47.5 to 52.5. Component SEIs (i.e., "Grade 5 TAKS READING" or "PSAT WRITING") each have mean 50 and standard deviation 10, and they are computed only if at least eight students are eligible. The range for an "average" component SEI is 45.0 to 55.0.

2010-11 School Effectiveness Index (SEI) Analysis

202--ORAN M. ROBERTS
2011-12 LC: NORTHEAST

Overall SEI: 48.8
AEIS Rating: Recognized

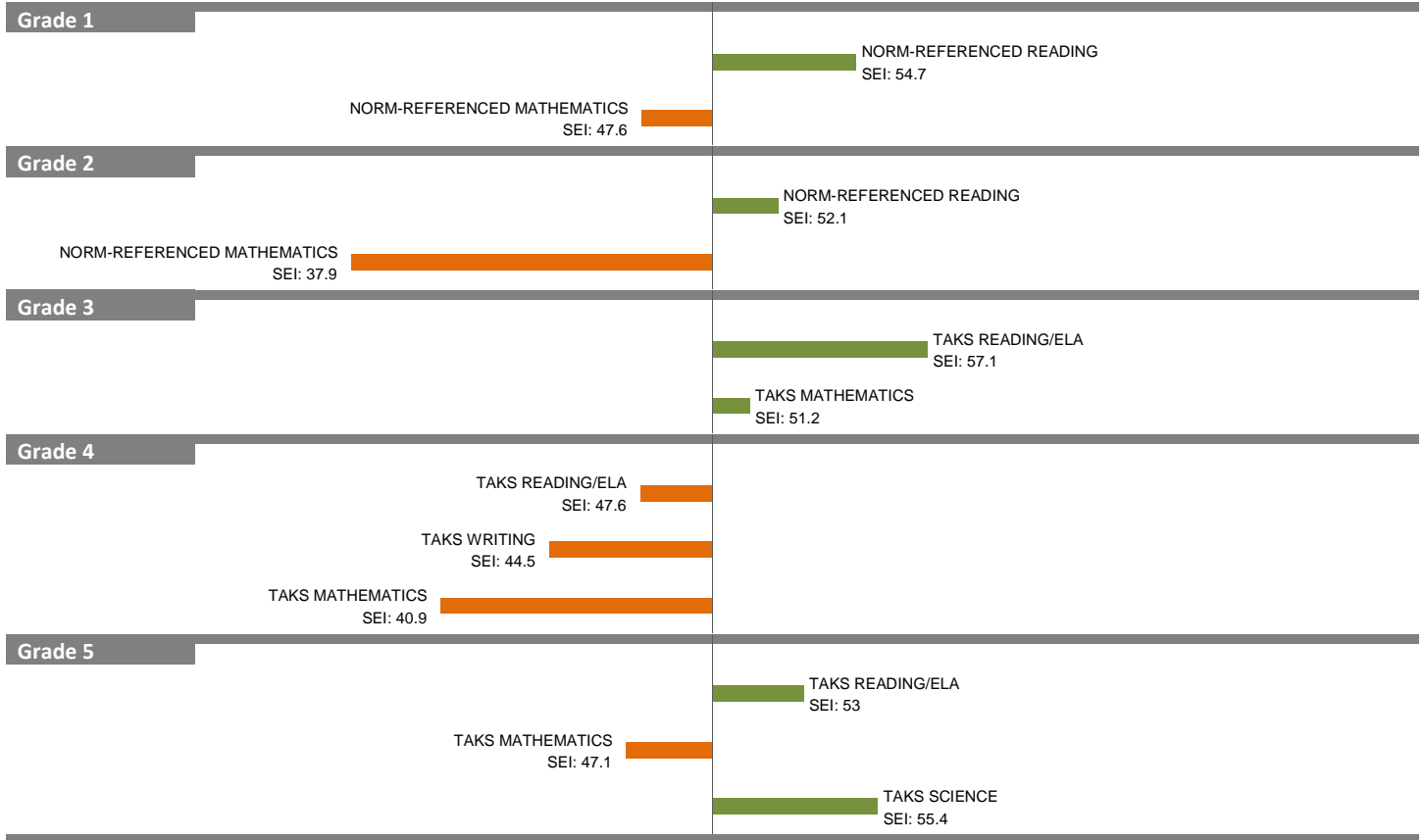


NOTES: The overall SEI has a mean of 50 and standard deviation of 5. The range for an "average" overall SEI is 47.5 to 52.5. Component SEIs (i.e., "Grade 5 TAKS READING" or "PSAT WRITING") each have mean 50 and standard deviation 10, and they are computed only if at least eight students are eligible. The range for an "average" component SEI is 45.0 to 55.0.

2010-11 School Effectiveness Index (SEI) Analysis

203--DAN D. ROGERS
2011-12 LC: NORTHEAST

Overall SEI: 48.5
AEIS Rating: Recognized



NOTES: The overall SEI has a mean of 50 and standard deviation of 5. The range for an “average” overall SEI is 47.5 to 52.5. Component SEIs (i.e., “Grade 5 TAKS READING” or “PSAT WRITING”) each have mean 50 and standard deviation 10, and they are computed only if at least eight students are eligible. The range for an “average” component SEI is 45.0 to 55.0.

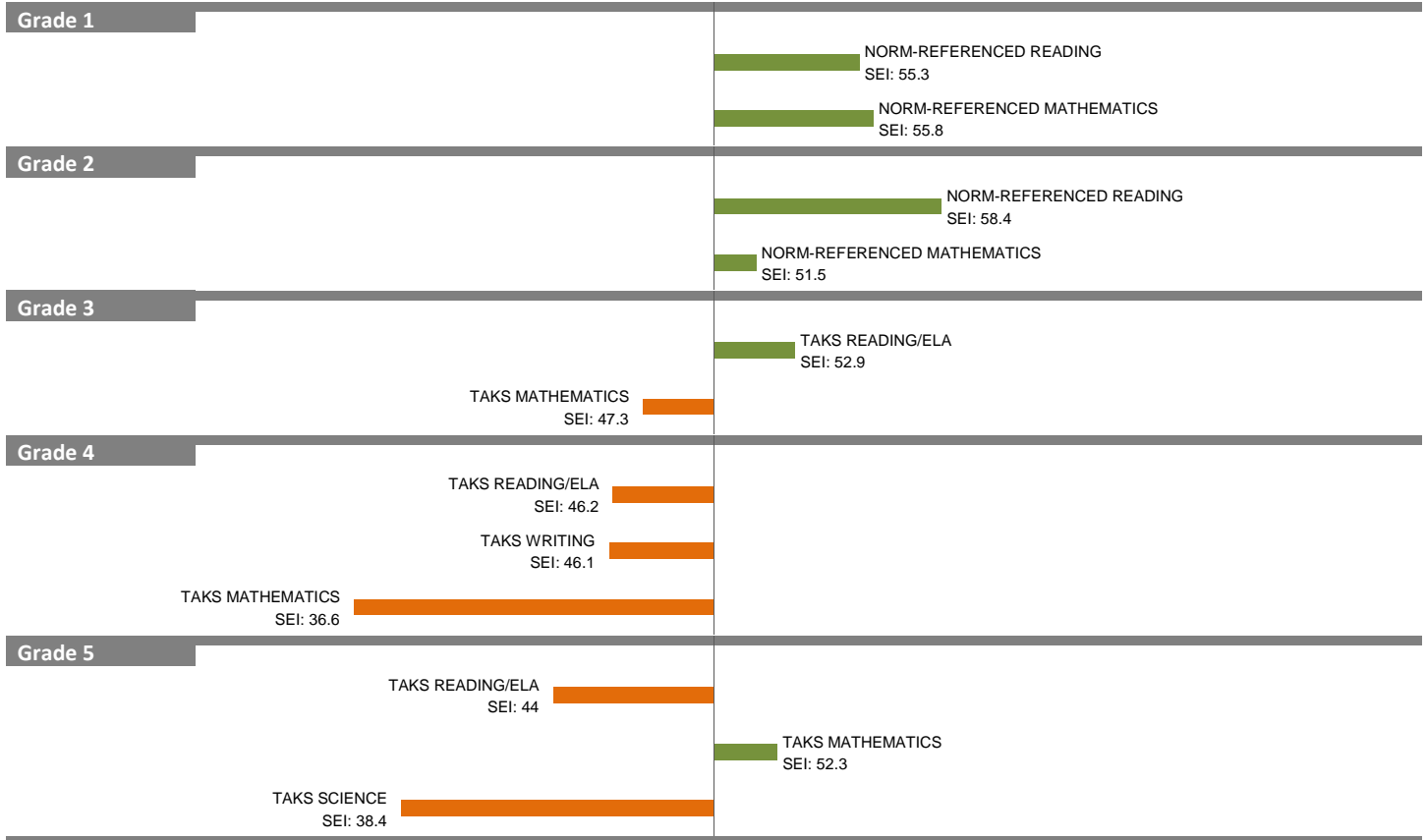
2010-11 School Effectiveness Index (SEI) Analysis

206--ALEX SANGER

Overall SEI: 48.2

2011-12 LC: NORTHEAST

AEIS Rating: Academically Acceptable



NOTES: The overall SEI has a mean of 50 and standard deviation of 5. The range for an “average” overall SEI is 47.5 to 52.5. Component SEIs (i.e., “Grade 5 TAKS READING” or “PSAT WRITING”) each have mean 50 and standard deviation 10, and they are computed only if at least eight students are eligible. The range for an “average” component SEI is 45.0 to 55.0.


2010-11 School Effectiveness Index (SEI) Analysis

209-ASCHER SILBERSTEIN

2011-12 LC: NORTHEAST

Overall SEI: 53

AEIS Rating: Recognized



NOTES: The overall SEI has a mean of 50 and standard deviation of 5. The range for an “average” overall SEI is 47.5 to 52.5. Component SEIs (i.e., “Grade 5 TAKS READING” or “PSAT WRITING”) each have mean 50 and standard deviation 10, and they are computed only if at least eight students are eligible. The range for an “average” component SEI is 45.0 to 55.0.

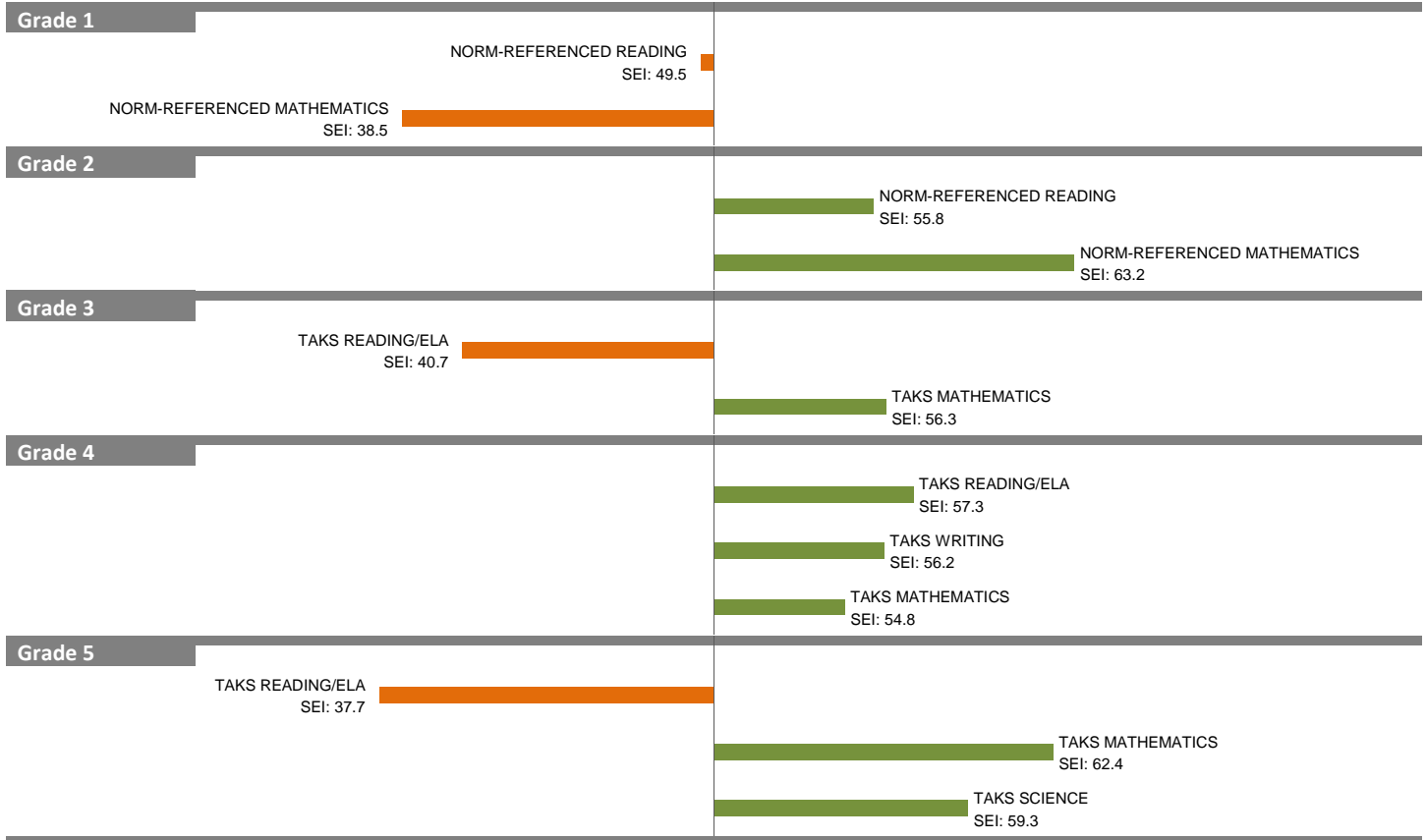
2010-11 School Effectiveness Index (SEI) Analysis

218--GEORGE W. TRUETT

Overall SEI: 52.3

2011-12 LC: NORTHEAST

AEIS Rating: Academically Acceptable



NOTES: The overall SEI has a mean of 50 and standard deviation of 5. The range for an "average" overall SEI is 47.5 to 52.5. Component SEIs (i.e., "Grade 5 TAKS READING" or "PSAT WRITING") each have mean 50 and standard deviation 10, and they are computed only if at least eight students are eligible. The range for an "average" component SEI is 45.0 to 55.0.

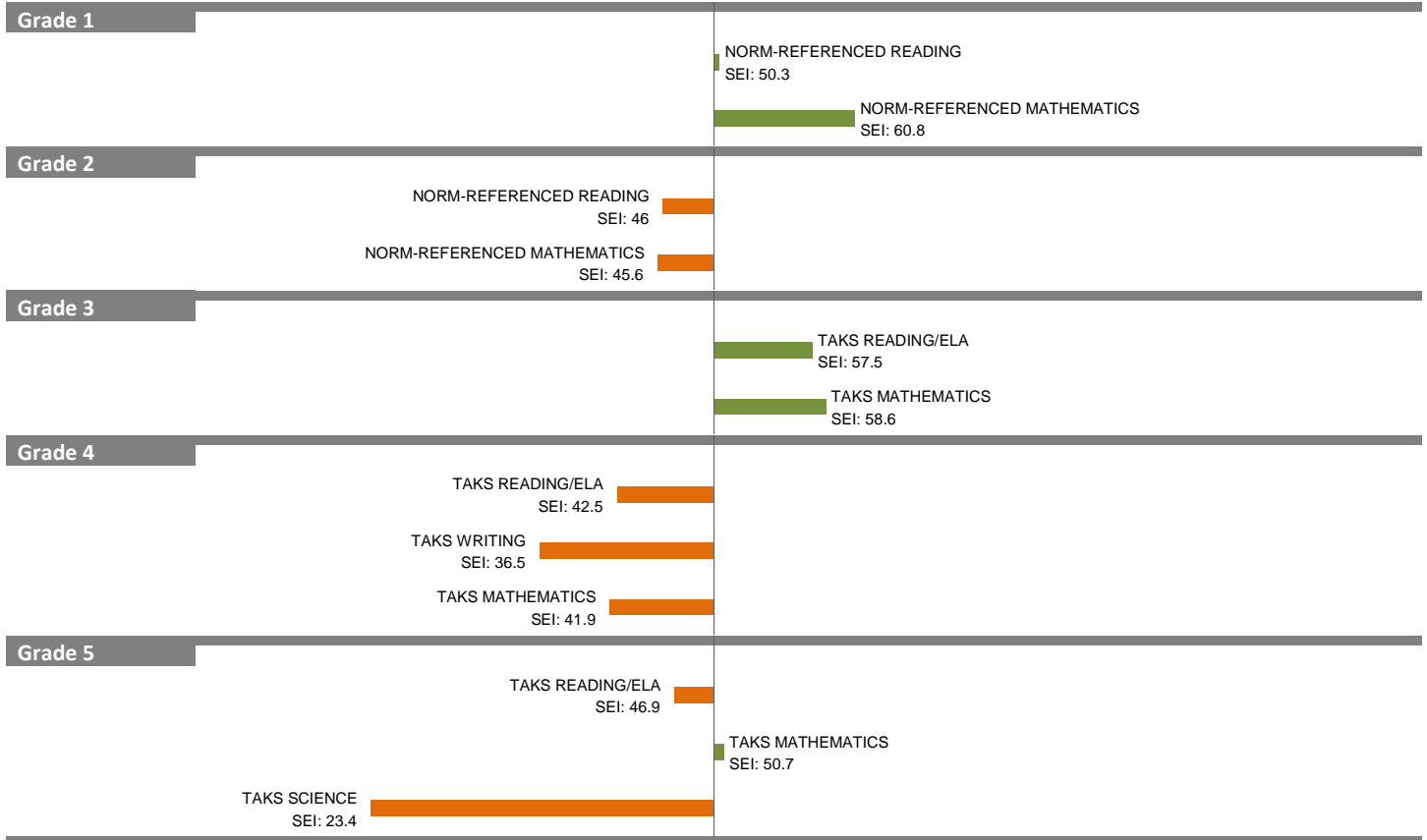
2010-11 School Effectiveness Index (SEI) Analysis

222--URBAN PARK

Overall SEI: 46

2011-12 LC: NORTHEAST

AEIS Rating: Academically Acceptable



NOTES: The overall SEI has a mean of 50 and standard deviation of 5. The range for an “average” overall SEI is 47.5 to 52.5. Component SEIs (i.e., “Grade 5 TAKS READING” or “PSAT WRITING”) each have mean 50 and standard deviation 10, and they are computed only if at least eight students are eligible. The range for an “average” component SEI is 45.0 to 55.0.

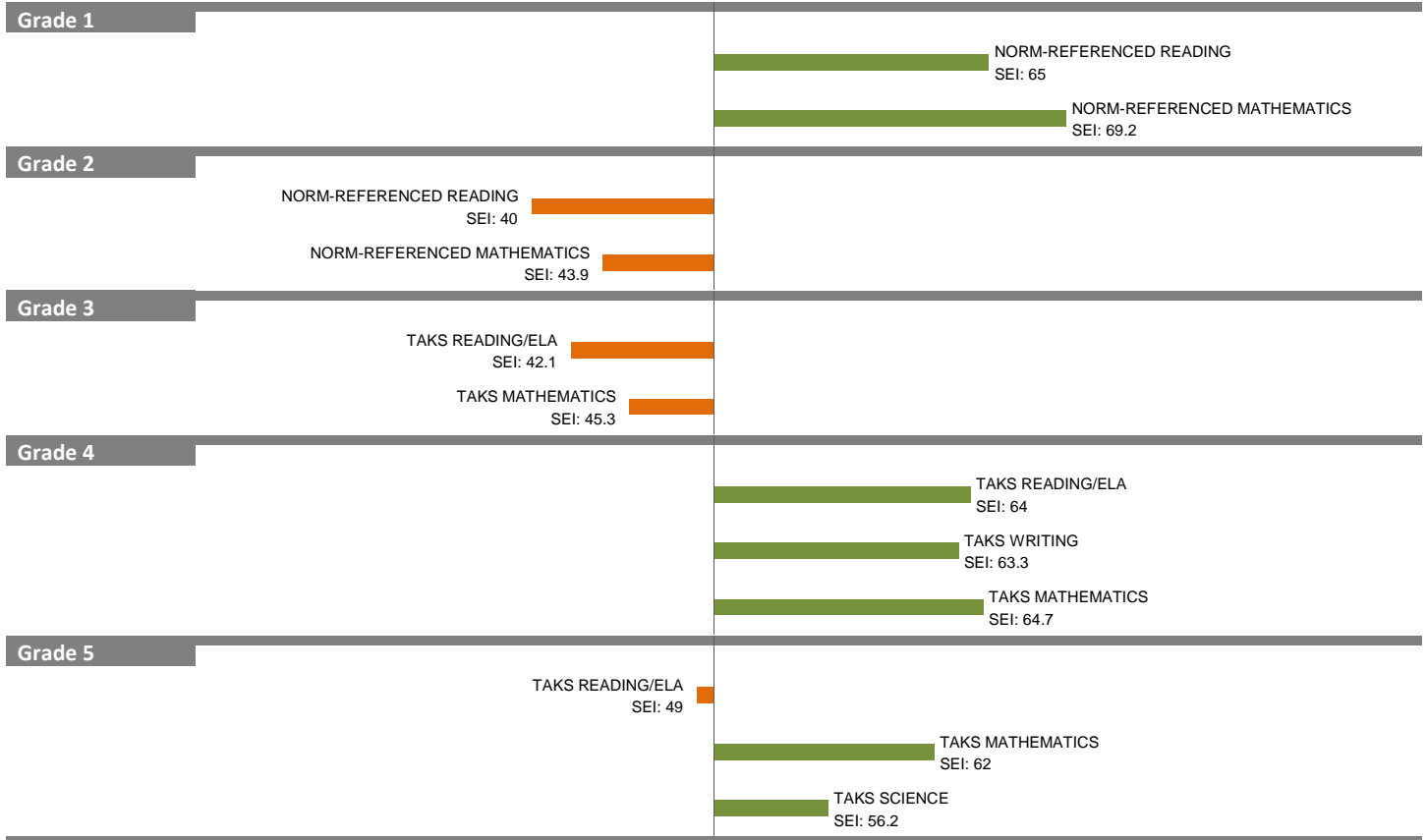
2010-11 School Effectiveness Index (SEI) Analysis

232-EDNA ROWE

2011-12 LC: NORTHEAST

Overall SEI: 55.3

AEIS Rating: Recognized



NOTES: The overall SEI has a mean of 50 and standard deviation of 5. The range for an “average” overall SEI is 47.5 to 52.5. Component SEIs (i.e., “Grade 5 TAKS READING” or “PSAT WRITING”) each have mean 50 and standard deviation 10, and they are computed only if at least eight students are eligible. The range for an “average” component SEI is 45.0 to 55.0.

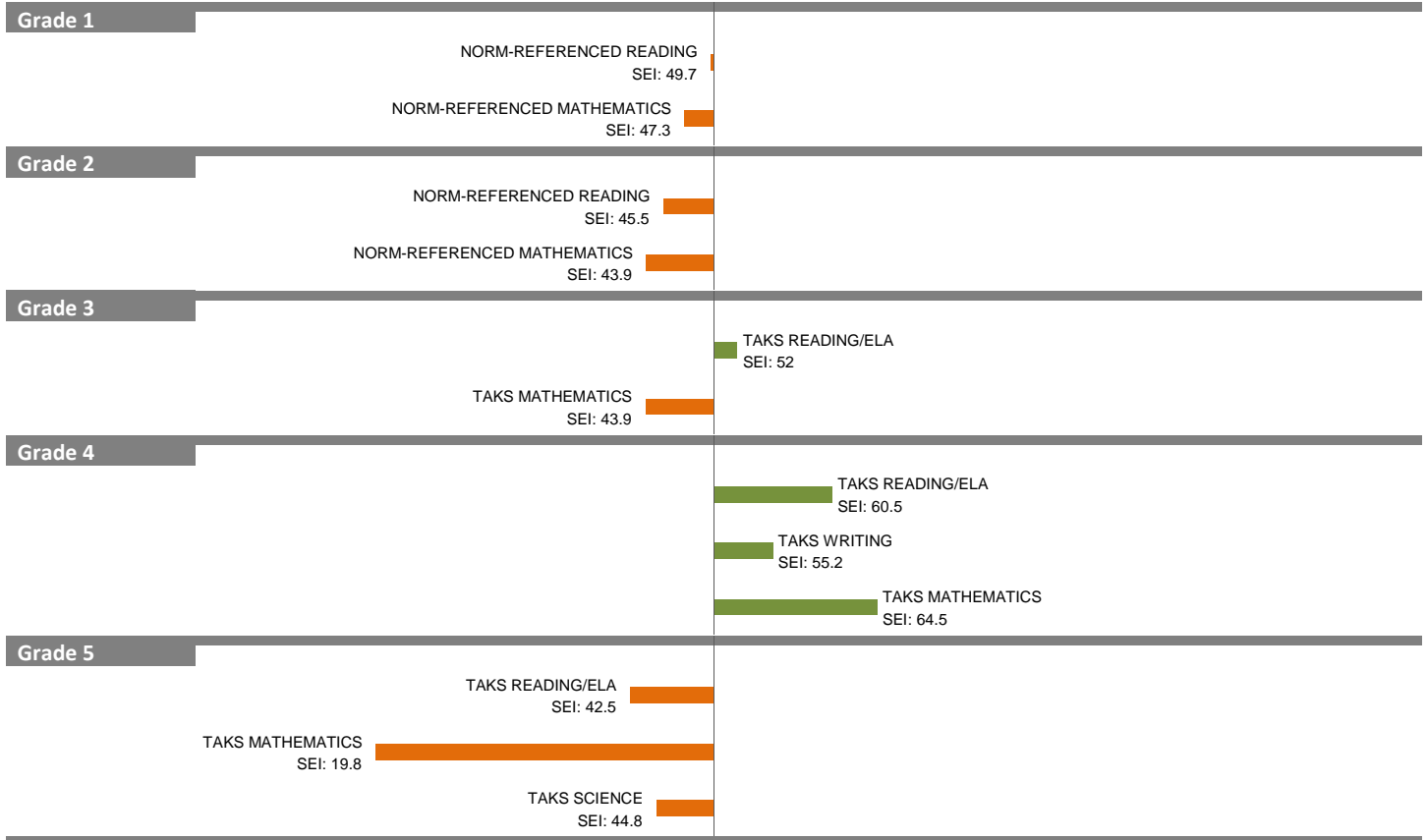
2010-11 School Effectiveness Index (SEI) Analysis

240-FRANK GUZICK

Overall SEI: 46.8

2011-12 LC: NORTHEAST

AEIS Rating: Academically Acceptable

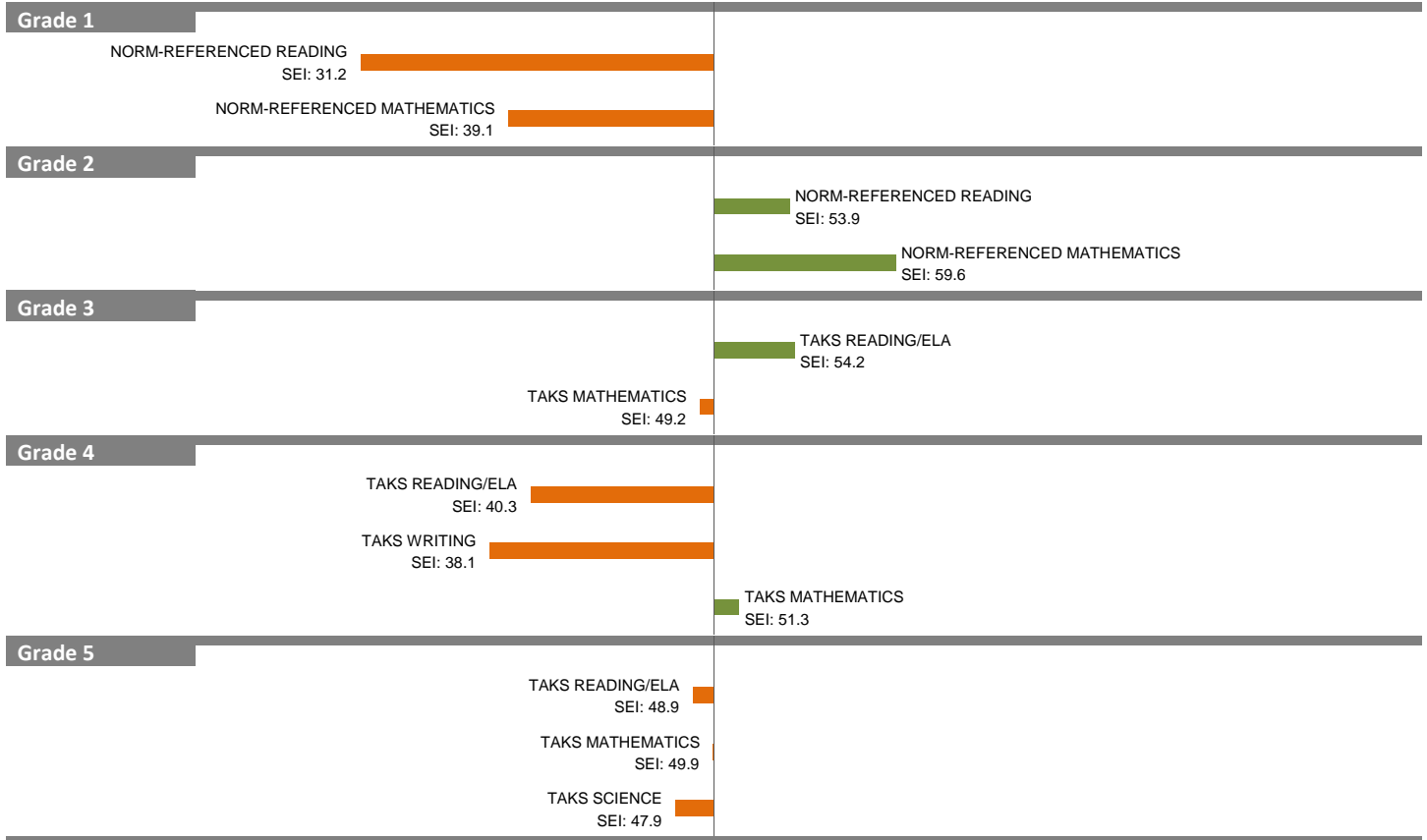


NOTES: The overall SEI has a mean of 50 and standard deviation of 5. The range for an “average” overall SEI is 47.5 to 52.5. Component SEIs (i.e., “Grade 5 TAKS READING” or “PSAT WRITING”) each have mean 50 and standard deviation 10, and they are computed only if at least eight students are eligible. The range for an “average” component SEI is 45.0 to 55.0.

2010-11 School Effectiveness Index (SEI) Analysis

268--JOHN F. KENNEDY
2011-12 LC: NORTHEAST

Overall SEI: 46.2
AEIS Rating: Academically Acceptable




NOTES: The overall SEI has a mean of 50 and standard deviation of 5. The range for an "average" overall SEI is 47.5 to 52.5. Component SEIs (i.e., "Grade 5 TAKS READING" or "PSAT WRITING") each have mean 50 and standard deviation 10, and they are computed only if at least eight students are eligible. The range for an "average" component SEI is 45.0 to 55.0.

2010-11 School Effectiveness Index (SEI) Analysis

270-EDUARDO MATA
2011-12 LC: NORTHEAST

Overall SEI: 27.8
AEIS Rating: Academically Acceptable



NOTES: The overall SEI has a mean of 50 and standard deviation of 5. The range for an "average" overall SEI is 47.5 to 52.5. Component SEIs (i.e., "Grade 5 TAKS READING" or "PSAT WRITING") each have mean 50 and standard deviation 10, and they are computed only if at least eight students are eligible. The range for an "average" component SEI is 45.0 to 55.0.

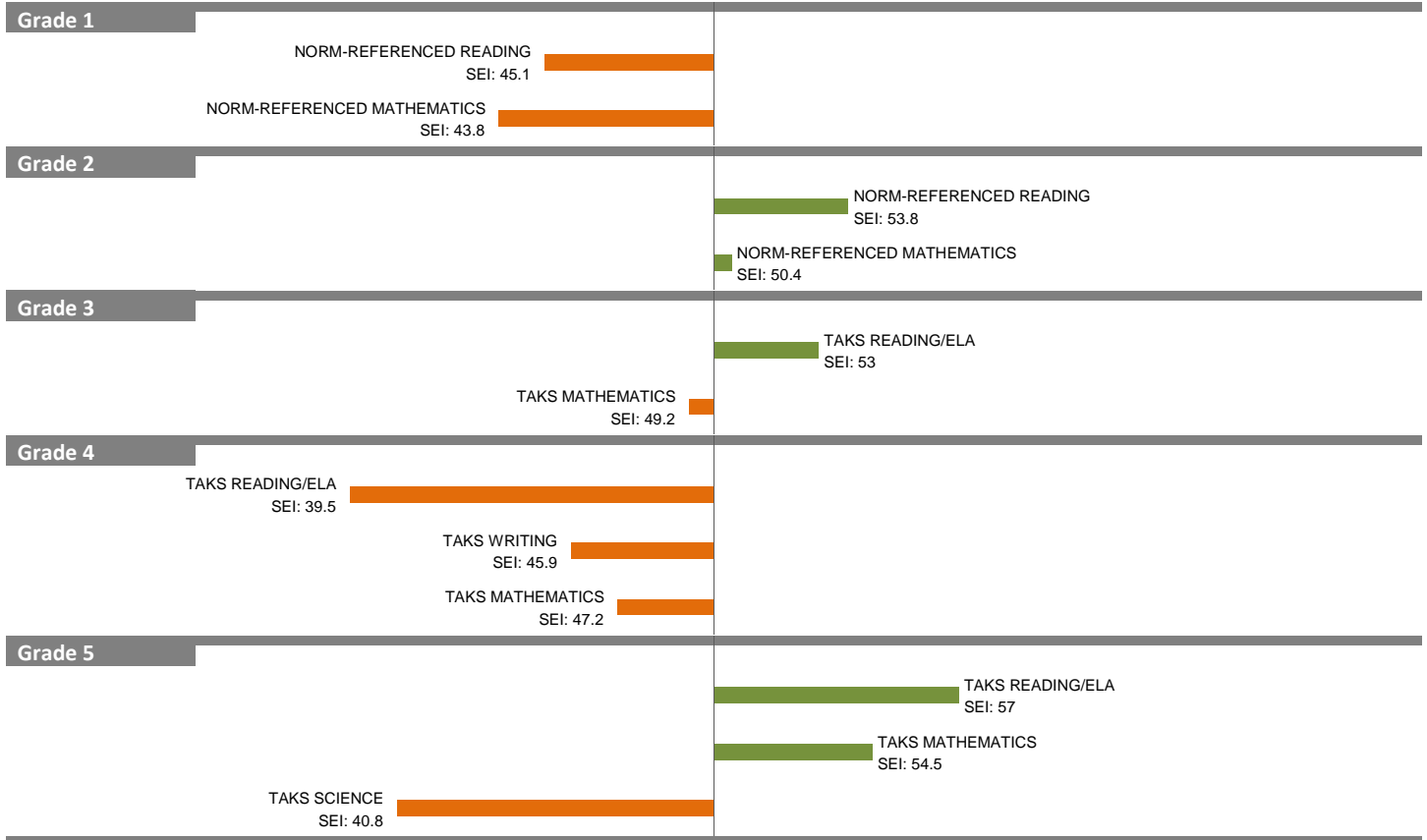
2010-11 School Effectiveness Index (SEI) Analysis

281--CESAR CHAVEZ

Overall SEI: 47.7

2011-12 LC: NORTHEAST

AEIS Rating: Academically Acceptable



NOTES: The overall SEI has a mean of 50 and standard deviation of 5. The range for an "average" overall SEI is 47.5 to 52.5. Component SEIs (i.e., "Grade 5 TAKS READING" or "PSAT WRITING") each have mean 50 and standard deviation 10, and they are computed only if at least eight students are eligible. The range for an "average" component SEI is 45.0 to 55.0.

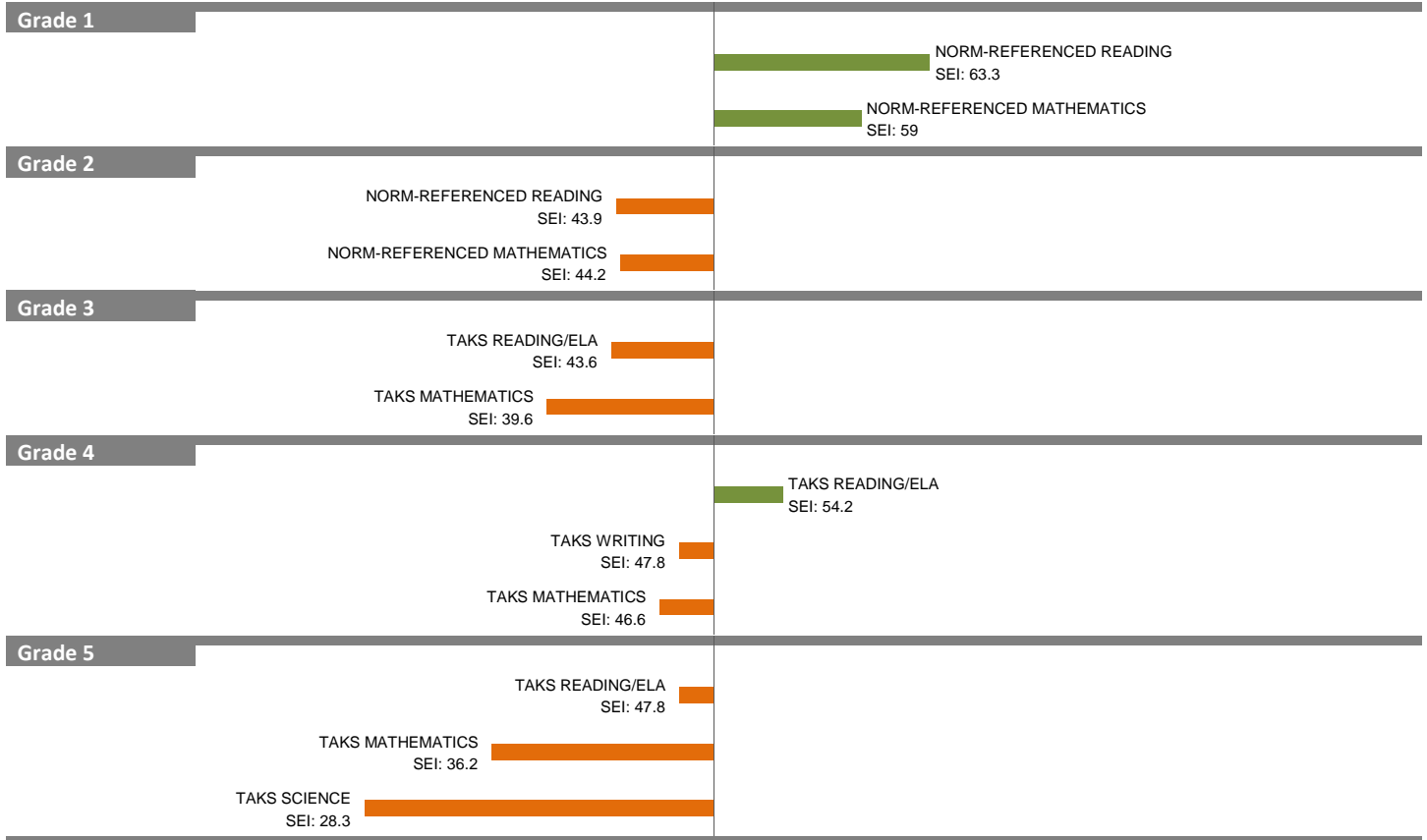
2010-11 School Effectiveness Index (SEI) Analysis

284-HIGHLAND MEADOWS

Overall SEI: 45.4

2011-12 LC: NORTHEAST

AEIS Rating: Academically Acceptable



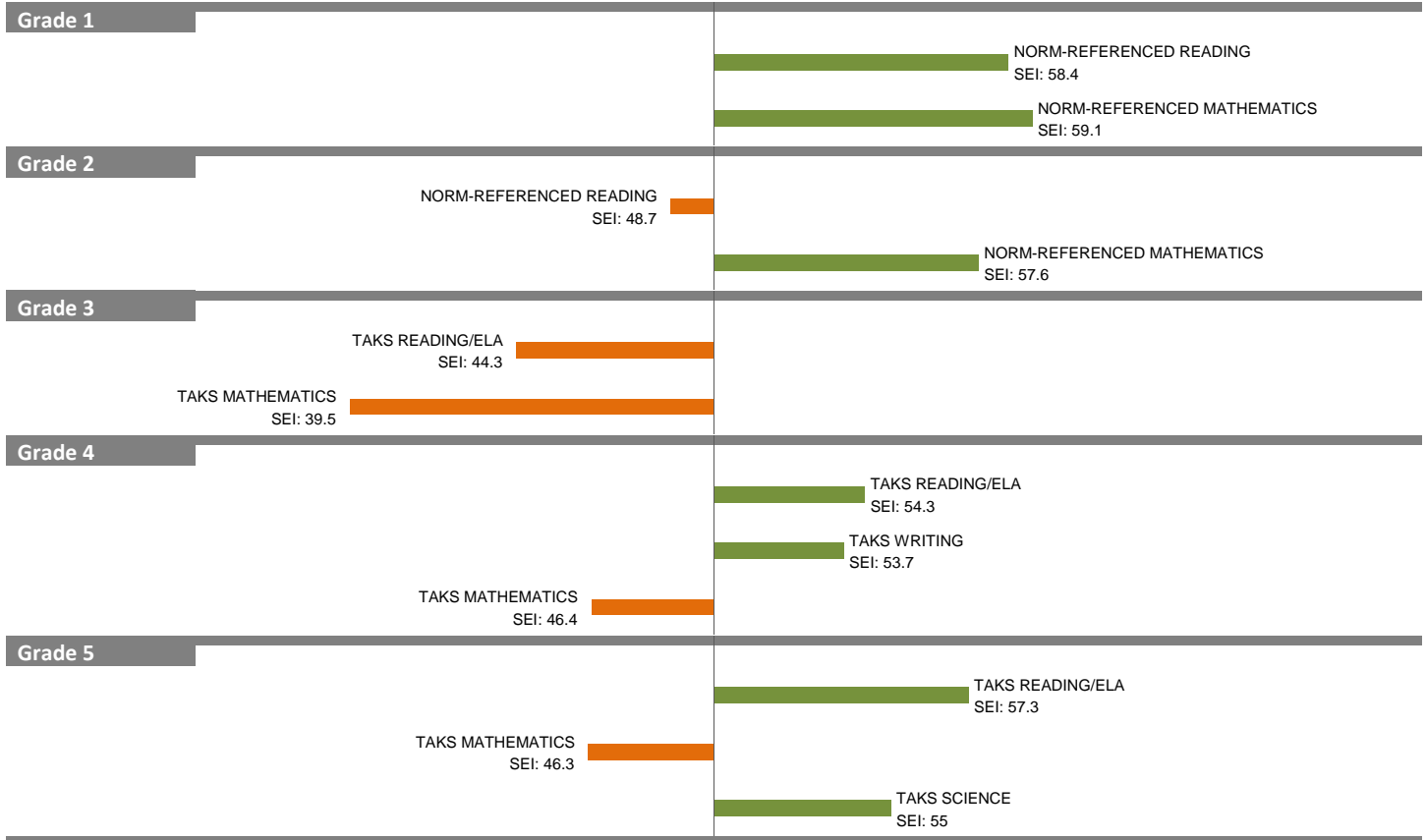
NOTES: The overall SEI has a mean of 50 and standard deviation of 5. The range for an “average” overall SEI is 47.5 to 52.5. Component SEIs (i.e., “Grade 5 TAKS READING” or “PSAT WRITING”) each have mean 50 and standard deviation 10, and they are computed only if at least eight students are eligible. The range for an “average” component SEI is 45.0 to 55.0.

2010-11 School Effectiveness Index (SEI) Analysis

286-LEE A. MCSHAN JR.
2011-12 LC: NORTHEAST

Overall SEI: 51.4

AEIS Rating: Academically Unacceptable



NOTES: The overall SEI has a mean of 50 and standard deviation of 5. The range for an "average" overall SEI is 47.5 to 52.5. Component SEIs (i.e., "Grade 5 TAKS READING" or "PSAT WRITING") each have mean 50 and standard deviation 10, and they are computed only if at least eight students are eligible. The range for an "average" component SEI is 45.0 to 55.0.