

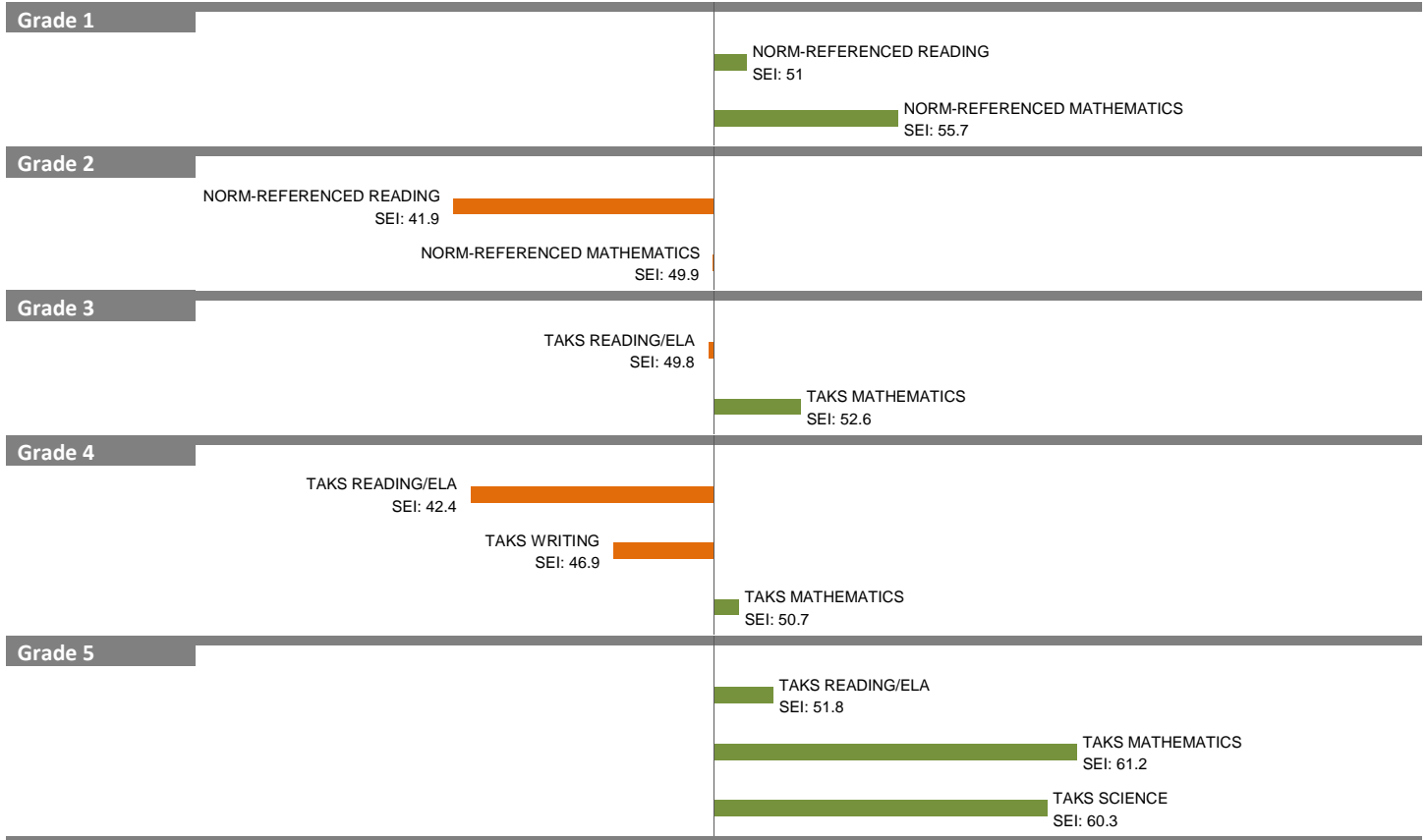
# 2010-11 School Effectiveness Index (SEI) Analysis

101--JOHN QUINCY ADAMS

2011-12 LC: SOUTHEAST

Overall SEI: 50.8

AEIS Rating: Recognized



NOTES: The overall SEI has a mean of 50 and standard deviation of 5. The range for an "average" overall SEI is 47.5 to 52.5. Component SEIs (i.e., "Grade 5 TAKS READING" or "PSAT WRITING") each have mean 50 and standard deviation 10, and they are computed only if at least eight students are eligible. The range for an "average" component SEI is 45.0 to 55.0.

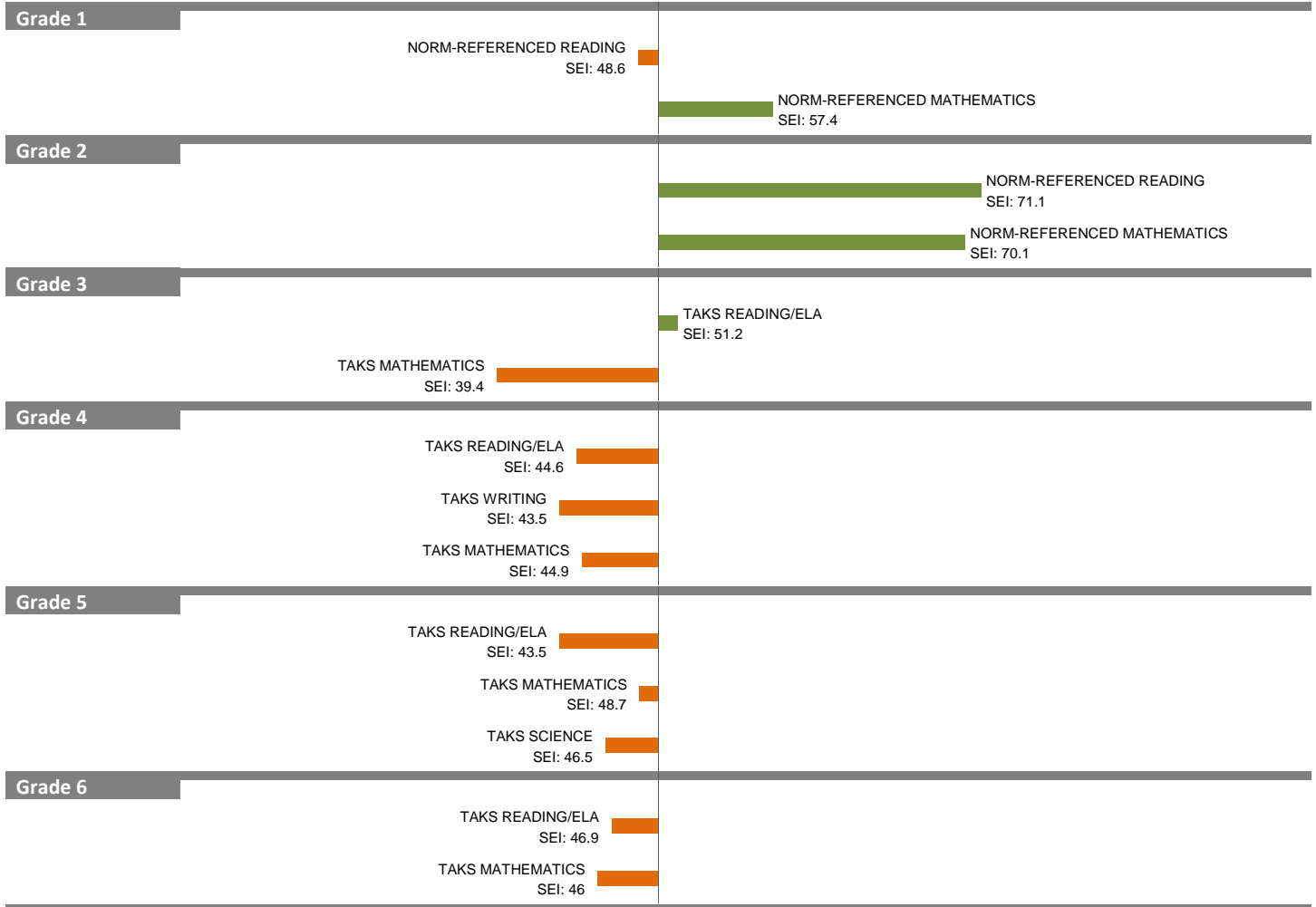
# 2010-11 School Effectiveness Index (SEI) Analysis

104--WILLIAM M. ANDERSON

Overall SEI: 49.7

2011-12 LC: SOUTHEAST

AEIS Rating: Academically Acceptable



NOTES: The overall SEI has a mean of 50 and standard deviation of 5. The range for an "average" overall SEI is 47.5 to 52.5. Component SEIs (i.e., "Grade 5 TAKS READING" or "PSAT WRITING") each have mean 50 and standard deviation 10, and they are computed only if at least eight students are eligible. The range for an "average" component SEI is 45.0 to 55.0.

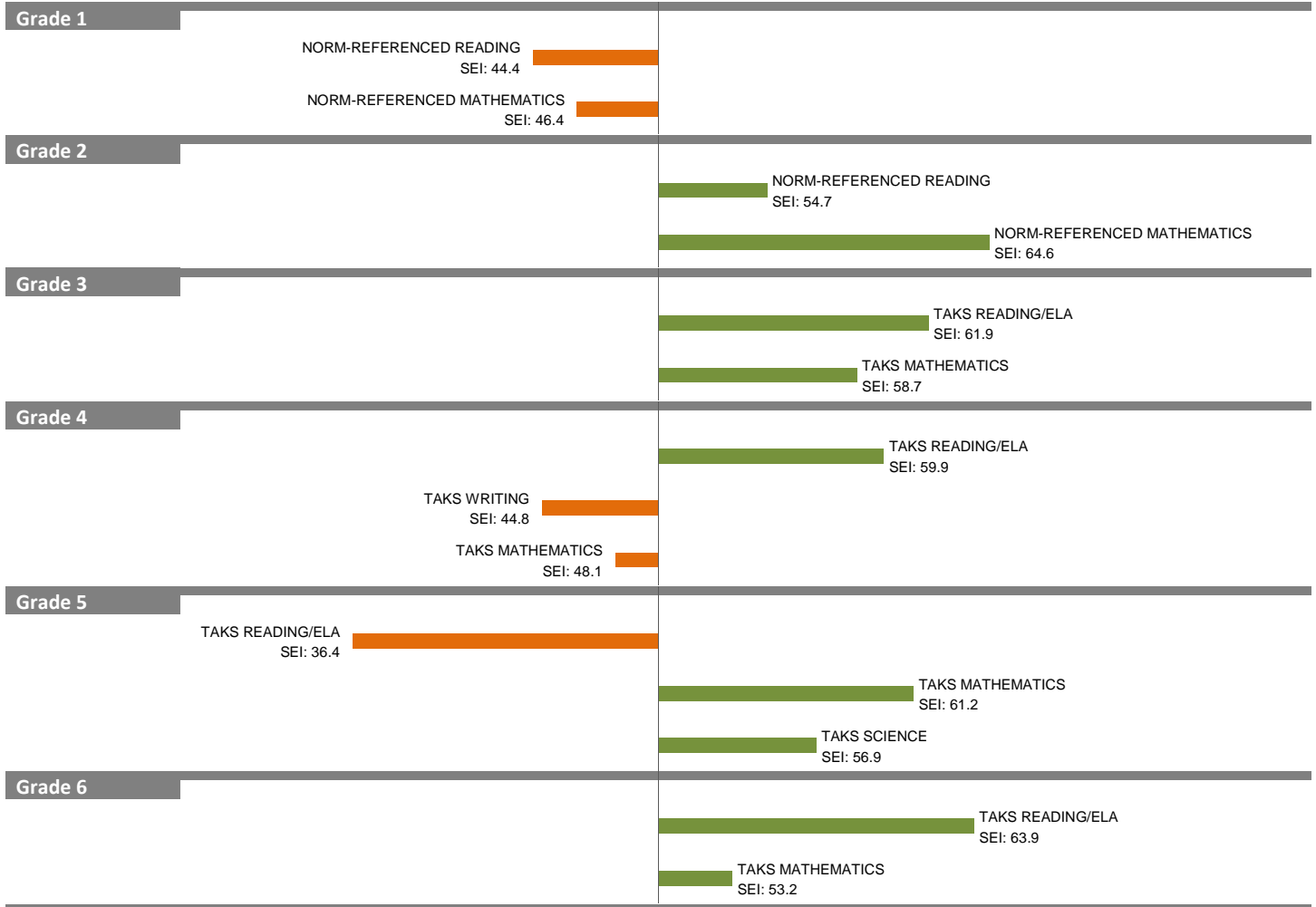
# 2010-11 School Effectiveness Index (SEI) Analysis

109--W. A. BLAIR

Overall SEI: 53.8

2011-12 LC: SOUTHEAST

AEIS Rating: Academically Acceptable



NOTES: The overall SEI has a mean of 50 and standard deviation of 5. The range for an "average" overall SEI is 47.5 to 52.5. Component SEIs (i.e., "Grade 5 TAKS READING" or "PSAT WRITING") each have mean 50 and standard deviation 10, and they are computed only if at least eight students are eligible. The range for an "average" component SEI is 45.0 to 55.0.

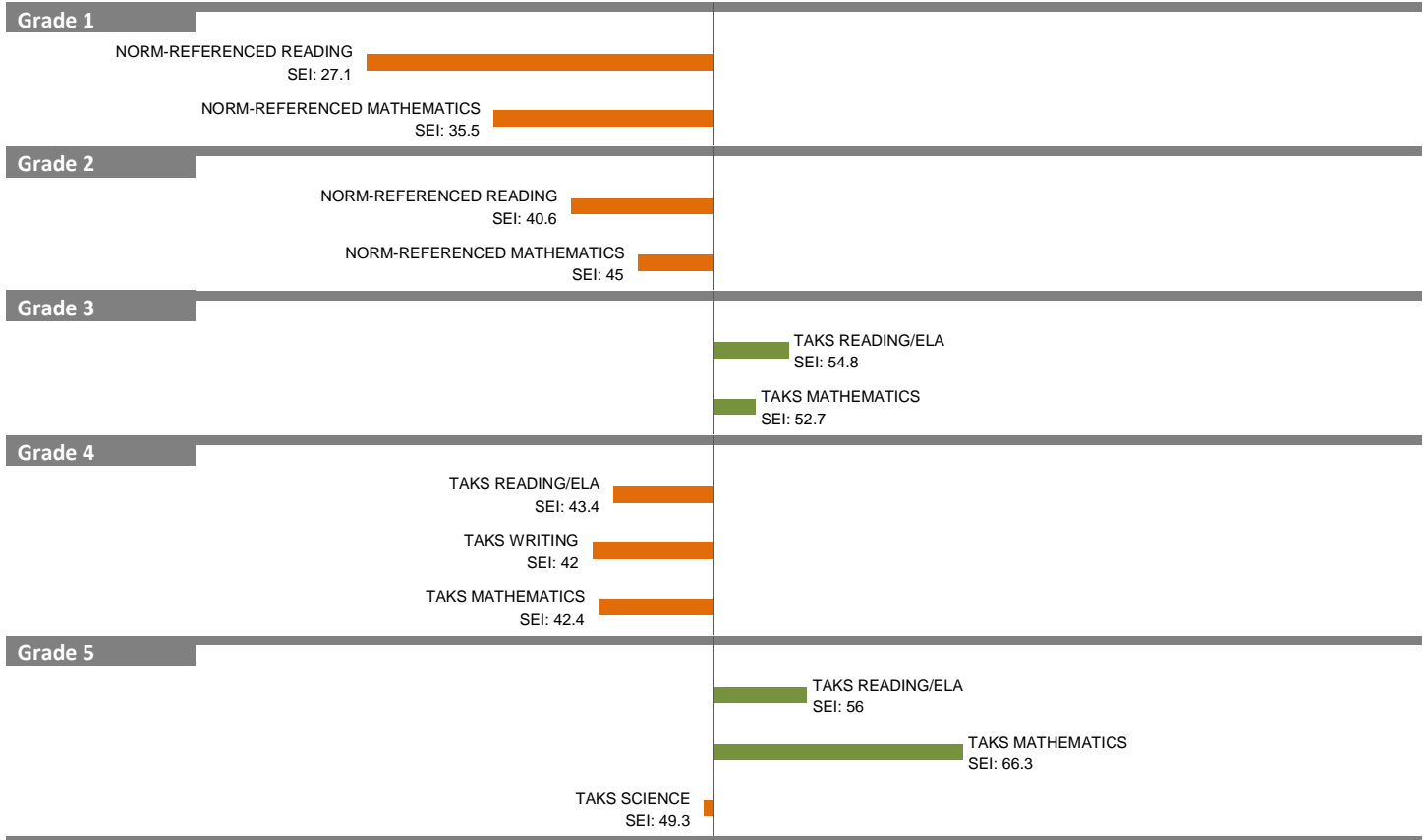
# 2010-11 School Effectiveness Index (SEI) Analysis

110-ANNIE WEBB BLANTON

Overall SEI: 45.5

2011-12 LC: SOUTHEAST

AEIS Rating: Academically Unacceptable



NOTES: The overall SEI has a mean of 50 and standard deviation of 5. The range for an “average” overall SEI is 47.5 to 52.5. Component SEIs (i.e., “Grade 5 TAKS READING” or “PSAT WRITING”) each have mean 50 and standard deviation 10, and they are computed only if at least eight students are eligible. The range for an “average” component SEI is 45.0 to 55.0.


# 2010-11 School Effectiveness Index (SEI) Analysis

114--JOHN NEELY BRYAN

2011-12 LC: SOUTHEAST

Overall SEI: 54.3

AEIS Rating: Academically Acceptable



NOTES: The overall SEI has a mean of 50 and standard deviation of 5. The range for an "average" overall SEI is 47.5 to 52.5. Component SEIs (i.e., "Grade 5 TAKS READING" or "PSAT WRITING") each have mean 50 and standard deviation 10, and they are computed only if at least eight students are eligible. The range for an "average" component SEI is 45.0 to 55.0.


# 2010-11 School Effectiveness Index (SEI) Analysis

117-RUFUS C. BURLESON

Overall SEI: 53.8

2011-12 LC: SOUTHEAST

AEIS Rating: Academically Acceptable

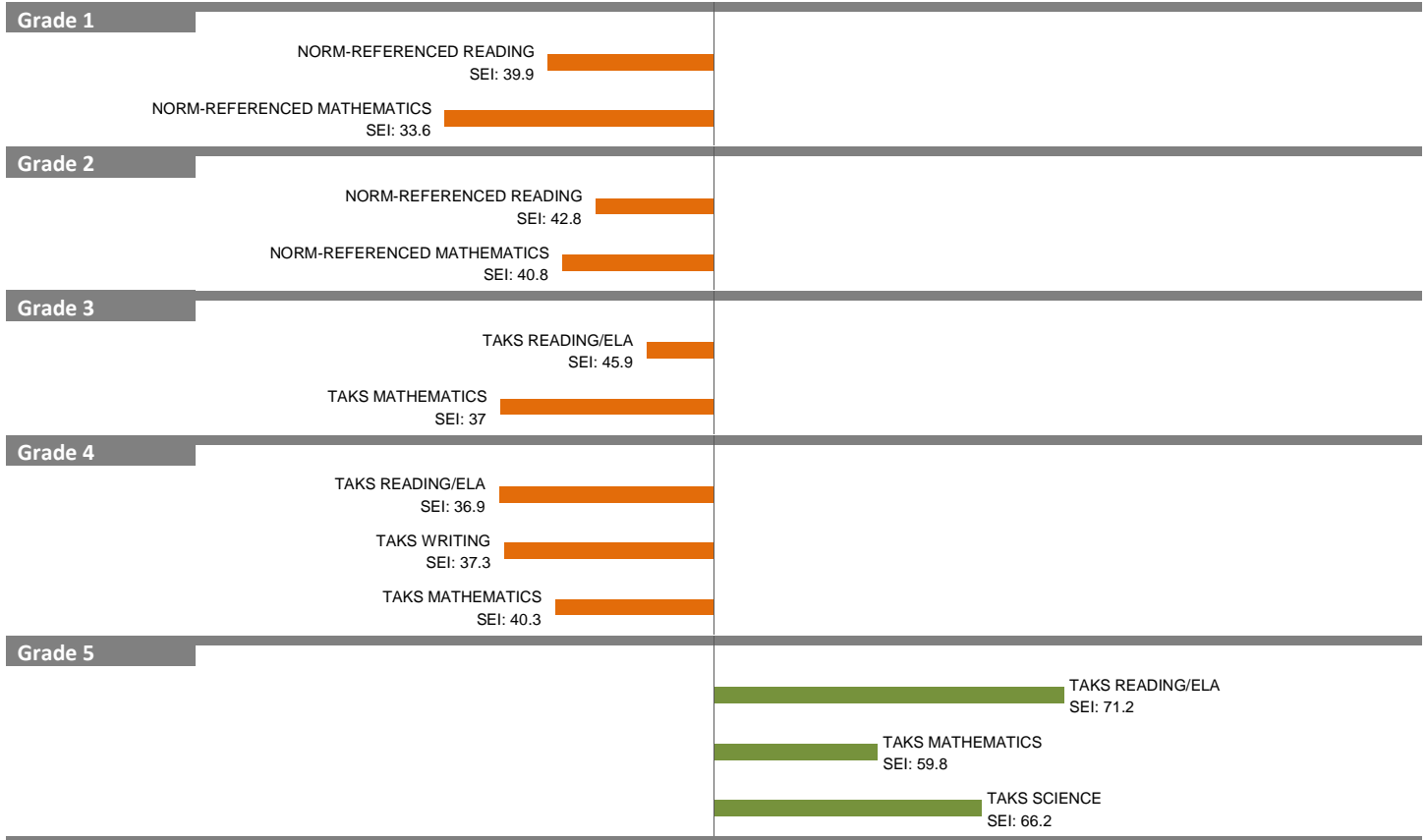


NOTES: The overall SEI has a mean of 50 and standard deviation of 5. The range for an “average” overall SEI is 47.5 to 52.5. Component SEIs (i.e., “Grade 5 TAKS READING” or “PSAT WRITING”) each have mean 50 and standard deviation 10, and they are computed only if at least eight students are eligible. The range for an “average” component SEI is 45.0 to 55.0.

# 2010-11 School Effectiveness Index (SEI) Analysis

118-W. W. BUSHMAN  
2011-12 LC: SOUTHEAST

Overall SEI: 45.2  
AEIS Rating: Academically Acceptable



NOTES: The overall SEI has a mean of 50 and standard deviation of 5. The range for an “average” overall SEI is 47.5 to 52.5. Component SEIs (i.e., “Grade 5 TAKS READING” or “PSAT WRITING”) each have mean 50 and standard deviation 10, and they are computed only if at least eight students are eligible. The range for an “average” component SEI is 45.0 to 55.0.


# 2010-11 School Effectiveness Index (SEI) Analysis

126-CENTRAL

Overall SEI: 47.4

2011-12 LC: SOUTHEAST

AEIS Rating: Academically Acceptable



NOTES: The overall SEI has a mean of 50 and standard deviation of 5. The range for an “average” overall SEI is 47.5 to 52.5. Component SEIs (i.e., “Grade 5 TAKS READING” or “PSAT WRITING”) each have mean 50 and standard deviation 10, and they are computed only if at least eight students are eligible. The range for an “average” component SEI is 45.0 to 55.0.



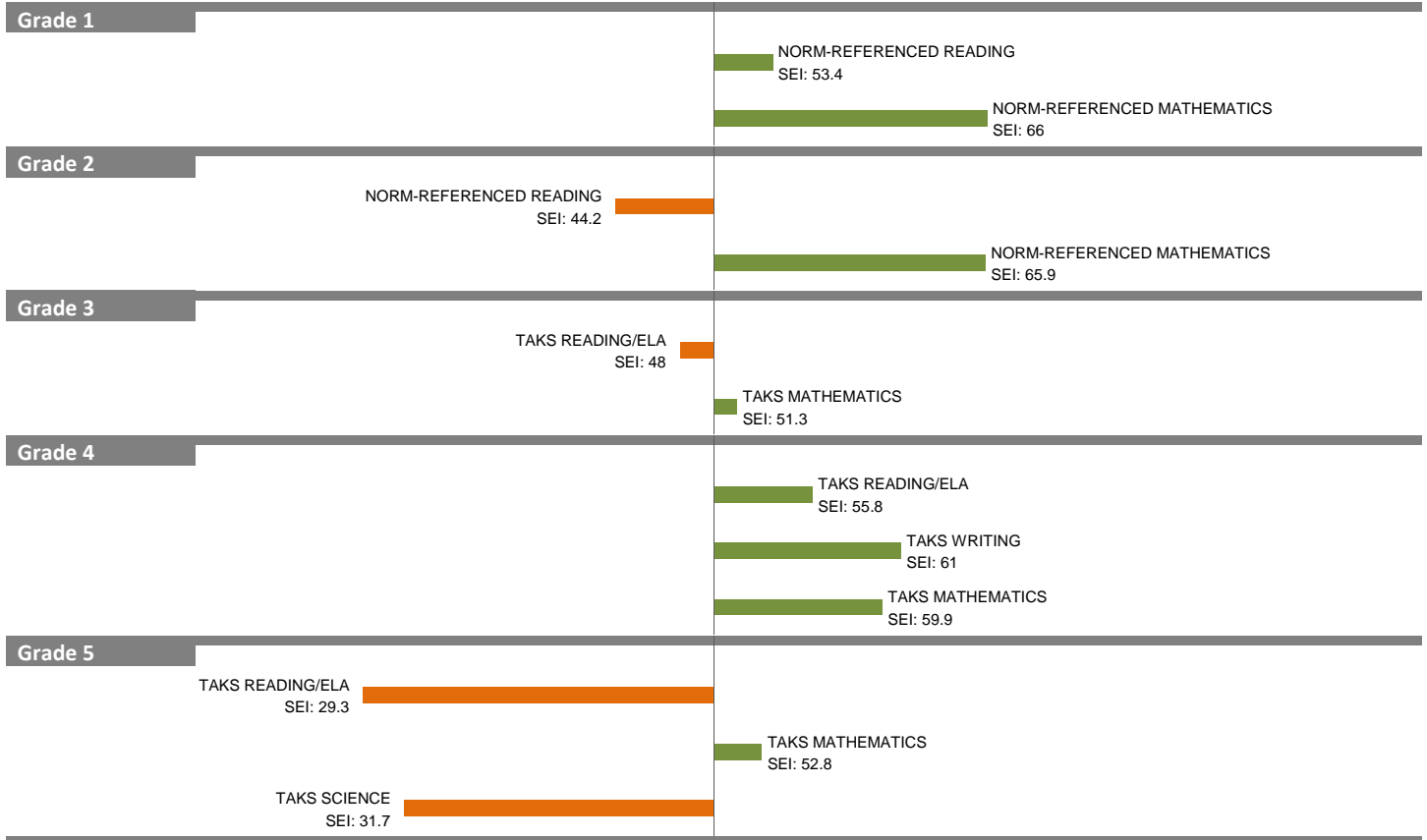
# 2010-11 School Effectiveness Index (SEI) Analysis

128--MARTIN LUTHER KING JR.

2011-12 LC: SOUTHEAST

Overall SEI: 51.2

AEIS Rating: Recognized

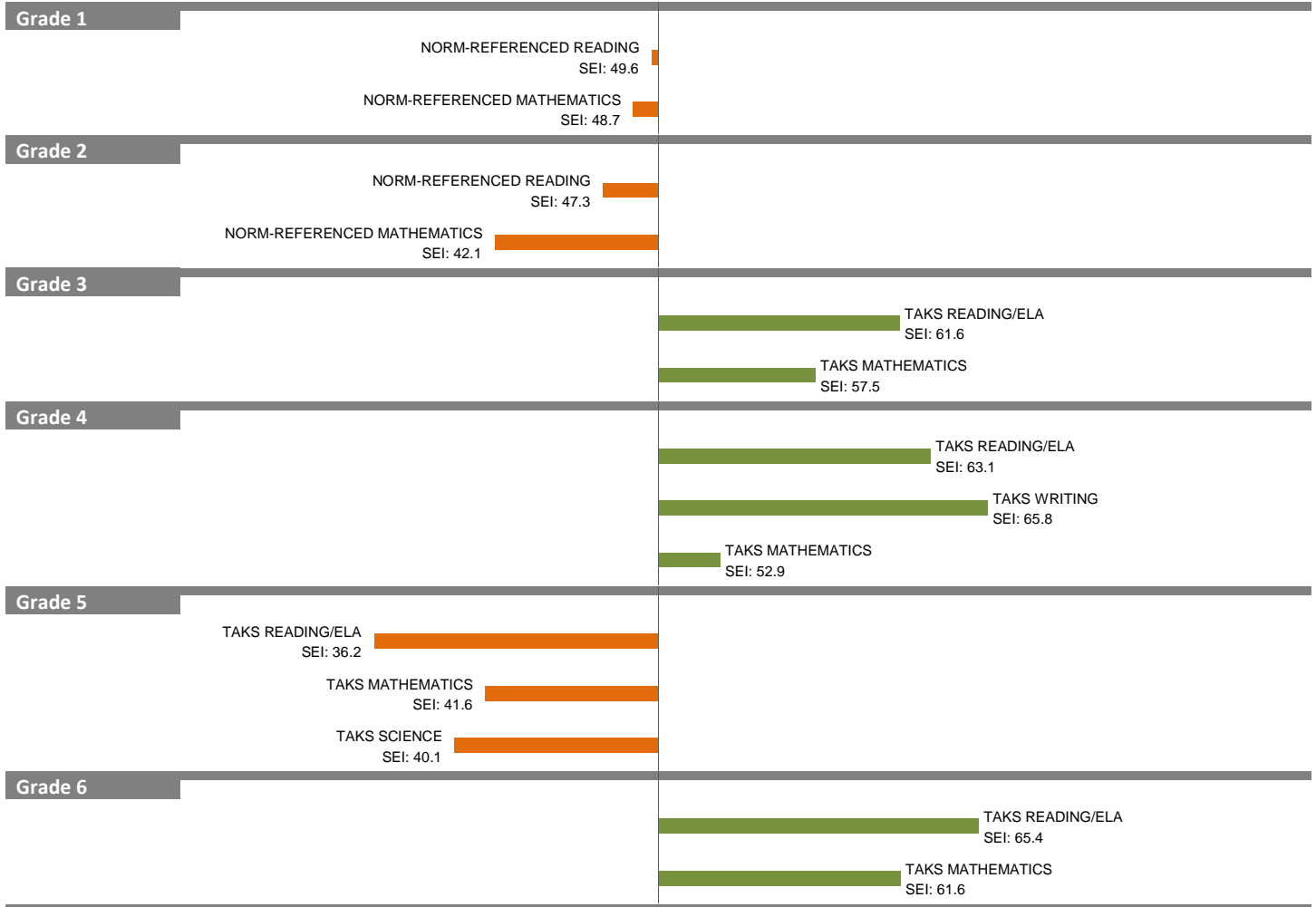


NOTES: The overall SEI has a mean of 50 and standard deviation of 5. The range for an "average" overall SEI is 47.5 to 52.5. Component SEIs (i.e., "Grade 5 TAKS READING" or "PSAT WRITING") each have mean 50 and standard deviation 10, and they are computed only if at least eight students are eligible. The range for an "average" component SEI is 45.0 to 55.0.

# 2010-11 School Effectiveness Index (SEI) Analysis

137--JULIUS DORSEY  
2011-12 LC: SOUTHEAST

Overall SEI: 52.1  
AEIS Rating: Academically Acceptable



NOTES: The overall SEI has a mean of 50 and standard deviation of 5. The range for an "average" overall SEI is 47.5 to 52.5. Component SEIs (i.e., "Grade 5 TAKS READING" or "PSAT WRITING") each have mean 50 and standard deviation 10, and they are computed only if at least eight students are eligible. The range for an "average" component SEI is 45.0 to 55.0.

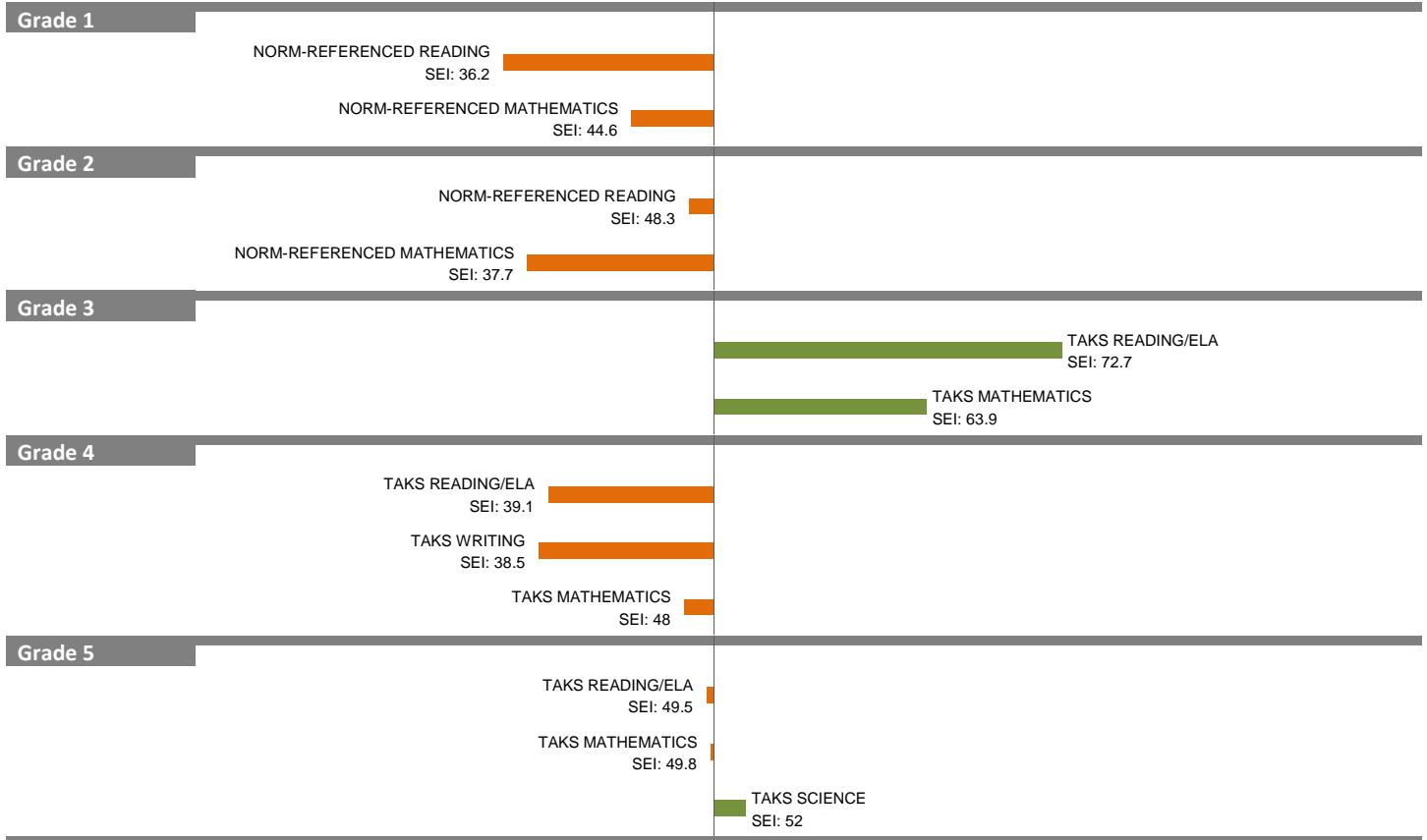
# 2010-11 School Effectiveness Index (SEI) Analysis

142--J. N. ERVIN

2011-12 LC: SOUTHEAST

Overall SEI: 47.8

AEIS Rating: Recognized



NOTES: The overall SEI has a mean of 50 and standard deviation of 5. The range for an "average" overall SEI is 47.5 to 52.5. Component SEIs (i.e., "Grade 5 TAKS READING" or "PSAT WRITING") each have mean 50 and standard deviation 10, and they are computed only if at least eight students are eligible. The range for an "average" component SEI is 45.0 to 55.0.

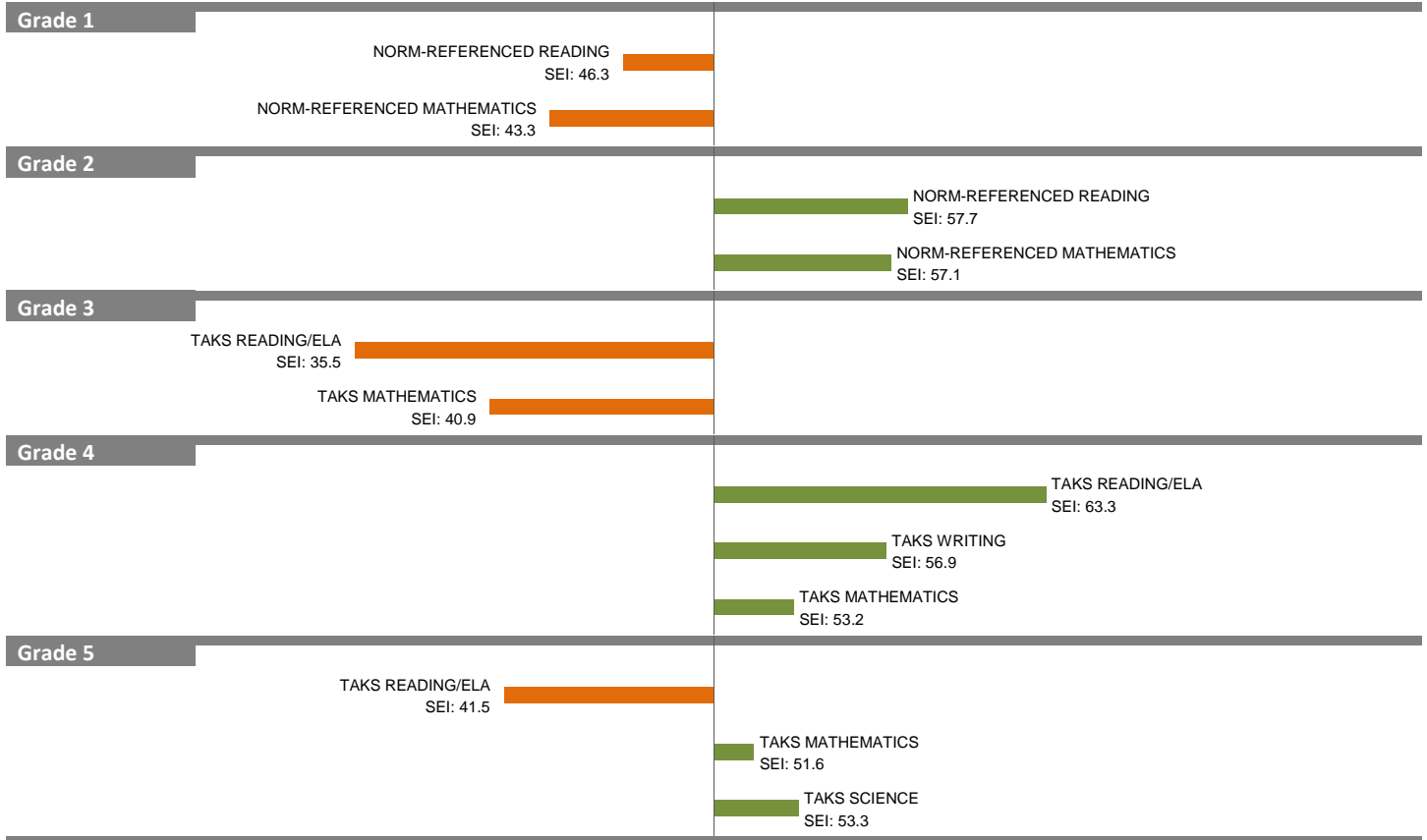
# 2010-11 School Effectiveness Index (SEI) Analysis

156--NATHANIEL HAWTHORNE

Overall SEI: 49.6

2011-12 LC: SOUTHEAST

AEIS Rating: Academically Acceptable



NOTES: The overall SEI has a mean of 50 and standard deviation of 5. The range for an "average" overall SEI is 47.5 to 52.5. Component SEIs (i.e., "Grade 5 TAKS READING" or "PSAT WRITING") each have mean 50 and standard deviation 10, and they are computed only if at least eight students are eligible. The range for an "average" component SEI is 45.0 to 55.0.

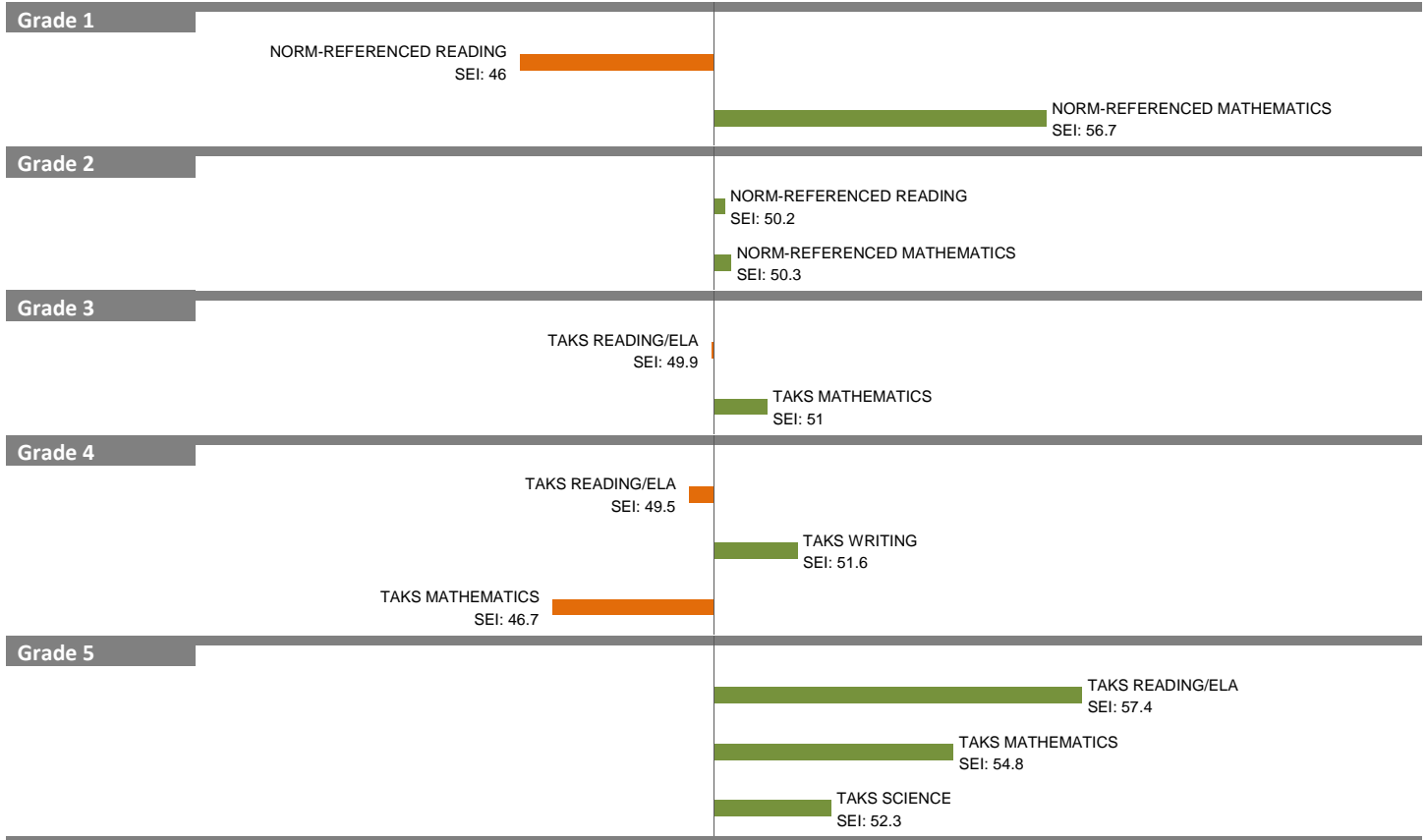
# 2010-11 School Effectiveness Index (SEI) Analysis

161--JOHN IRELAND

Overall SEI: 51

2011-12 LC: SOUTHEAST

AEIS Rating: Academically Acceptable



NOTES: The overall SEI has a mean of 50 and standard deviation of 5. The range for an "average" overall SEI is 47.5 to 52.5. Component SEIs (i.e., "Grade 5 TAKS READING" or "PSAT WRITING") each have mean 50 and standard deviation 10, and they are computed only if at least eight students are eligible. The range for an "average" component SEI is 45.0 to 55.0.

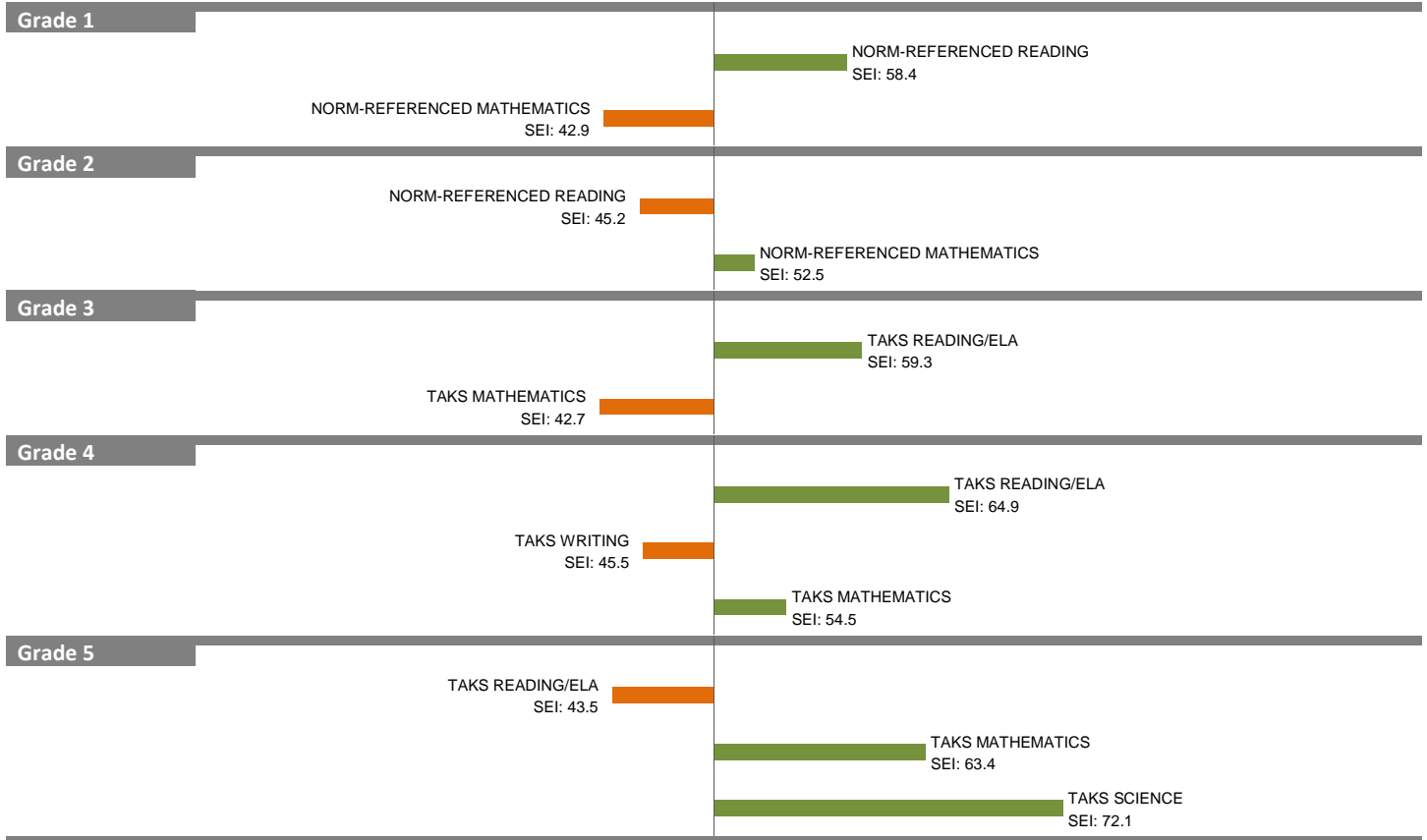
# 2010-11 School Effectiveness Index (SEI) Analysis

163--ALBERT SIDNEY JOHNSTON

2011-12 LC: SOUTHEAST

Overall SEI: 53.6

AEIS Rating: Recognized



NOTES: The overall SEI has a mean of 50 and standard deviation of 5. The range for an "average" overall SEI is 47.5 to 52.5. Component SEIs (i.e., "Grade 5 TAKS READING" or "PSAT WRITING") each have mean 50 and standard deviation 10, and they are computed only if at least eight students are eligible. The range for an "average" component SEI is 45.0 to 55.0.

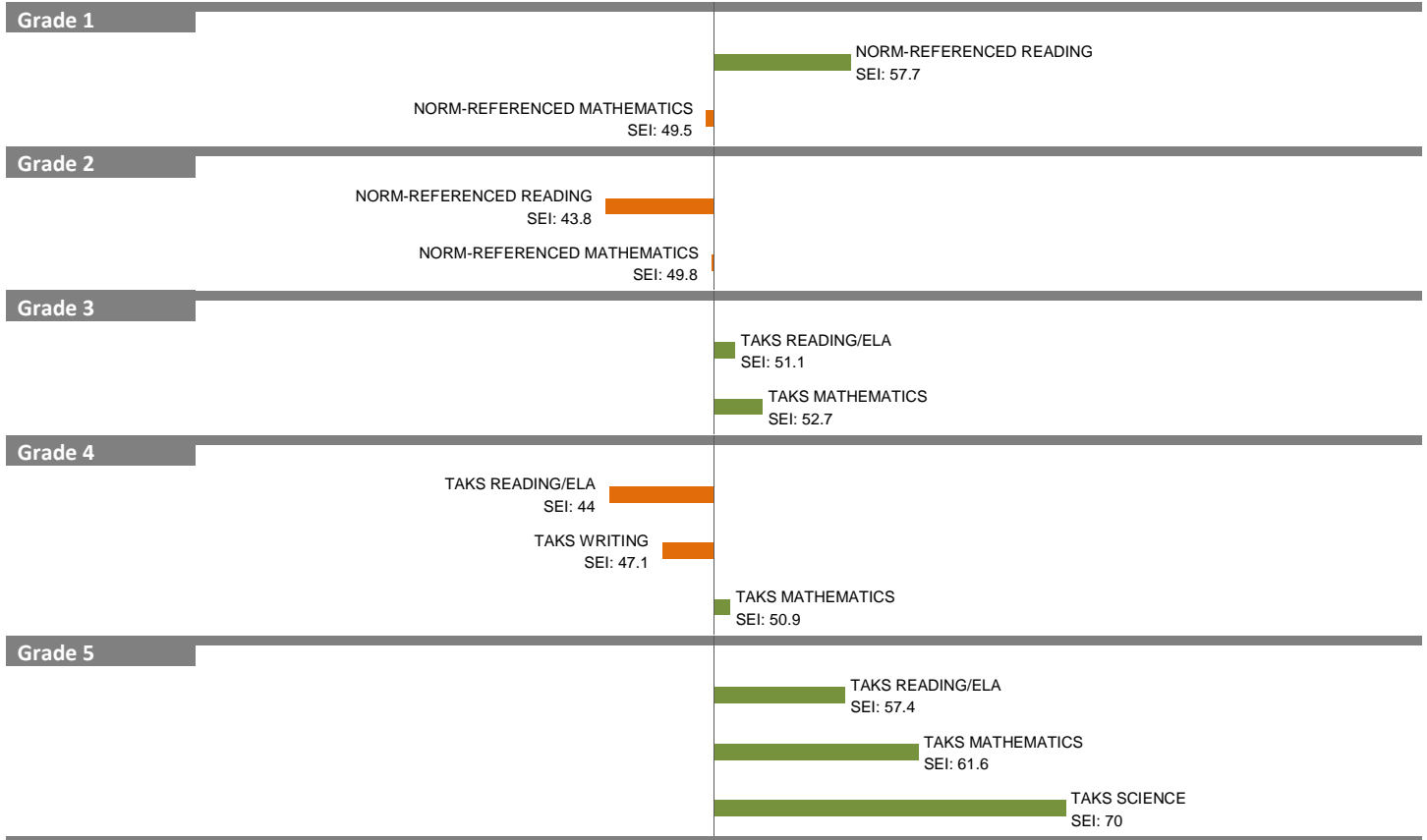
# 2010-11 School Effectiveness Index (SEI) Analysis

167-KLEBERG

2011-12 LC: SOUTHEAST

Overall SEI: 52.7

AEIS Rating: Recognized

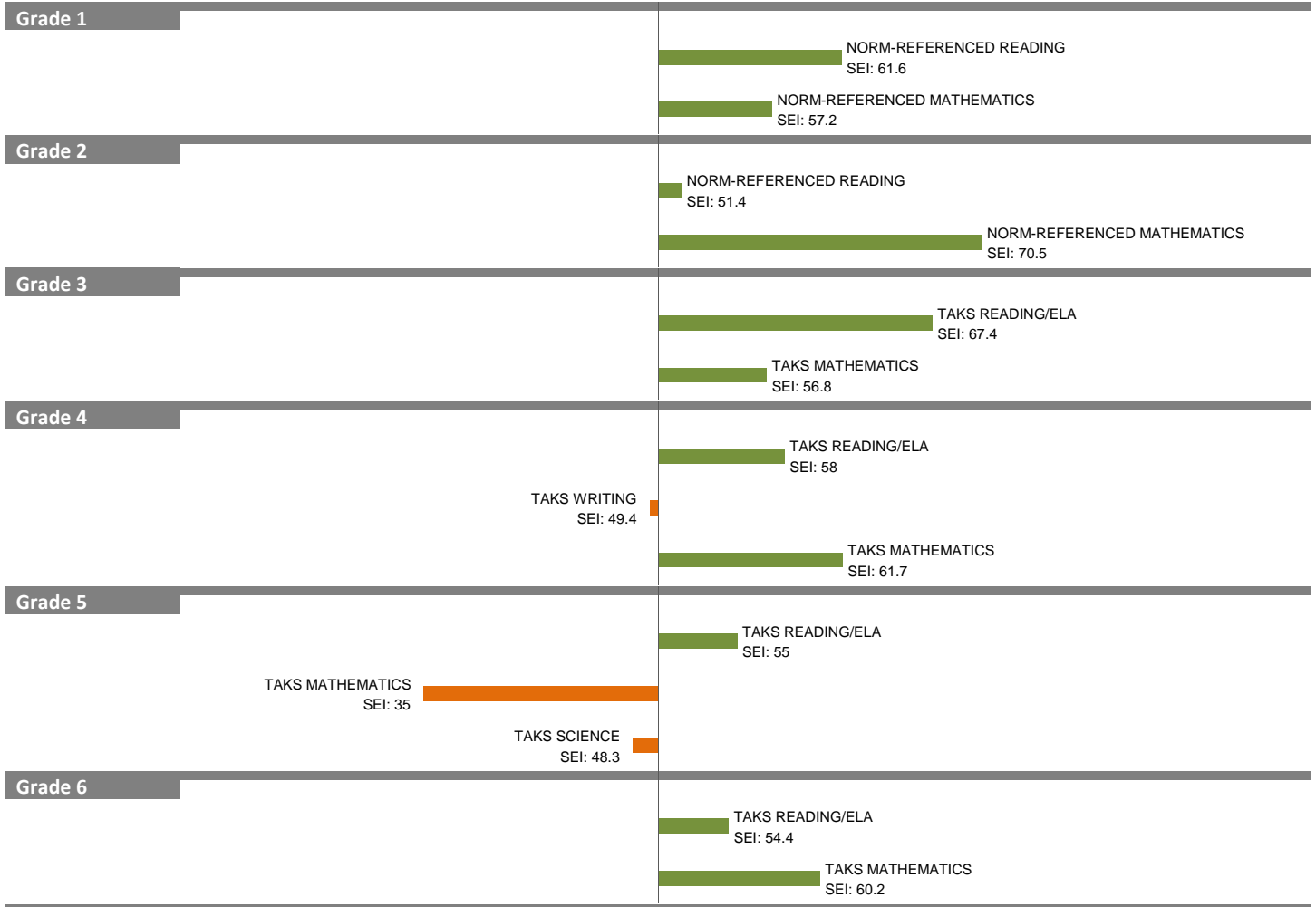


NOTES: The overall SEI has a mean of 50 and standard deviation of 5. The range for an “average” overall SEI is 47.5 to 52.5. Component SEIs (i.e., “Grade 5 TAKS READING” or “PSAT WRITING”) each have mean 50 and standard deviation 10, and they are computed only if at least eight students are eligible. The range for an “average” component SEI is 45.0 to 55.0.

# 2010-11 School Effectiveness Index (SEI) Analysis

170-RICHARD LAGOW  
2011-12 LC: SOUTHEAST

Overall SEI: 56.2  
AEIS Rating: Recognized



NOTES: The overall SEI has a mean of 50 and standard deviation of 5. The range for an "average" overall SEI is 47.5 to 52.5. Component SEIs (i.e., "Grade 5 TAKS READING" or "PSAT WRITING") each have mean 50 and standard deviation 10, and they are computed only if at least eight students are eligible. The range for an "average" component SEI is 45.0 to 55.0.



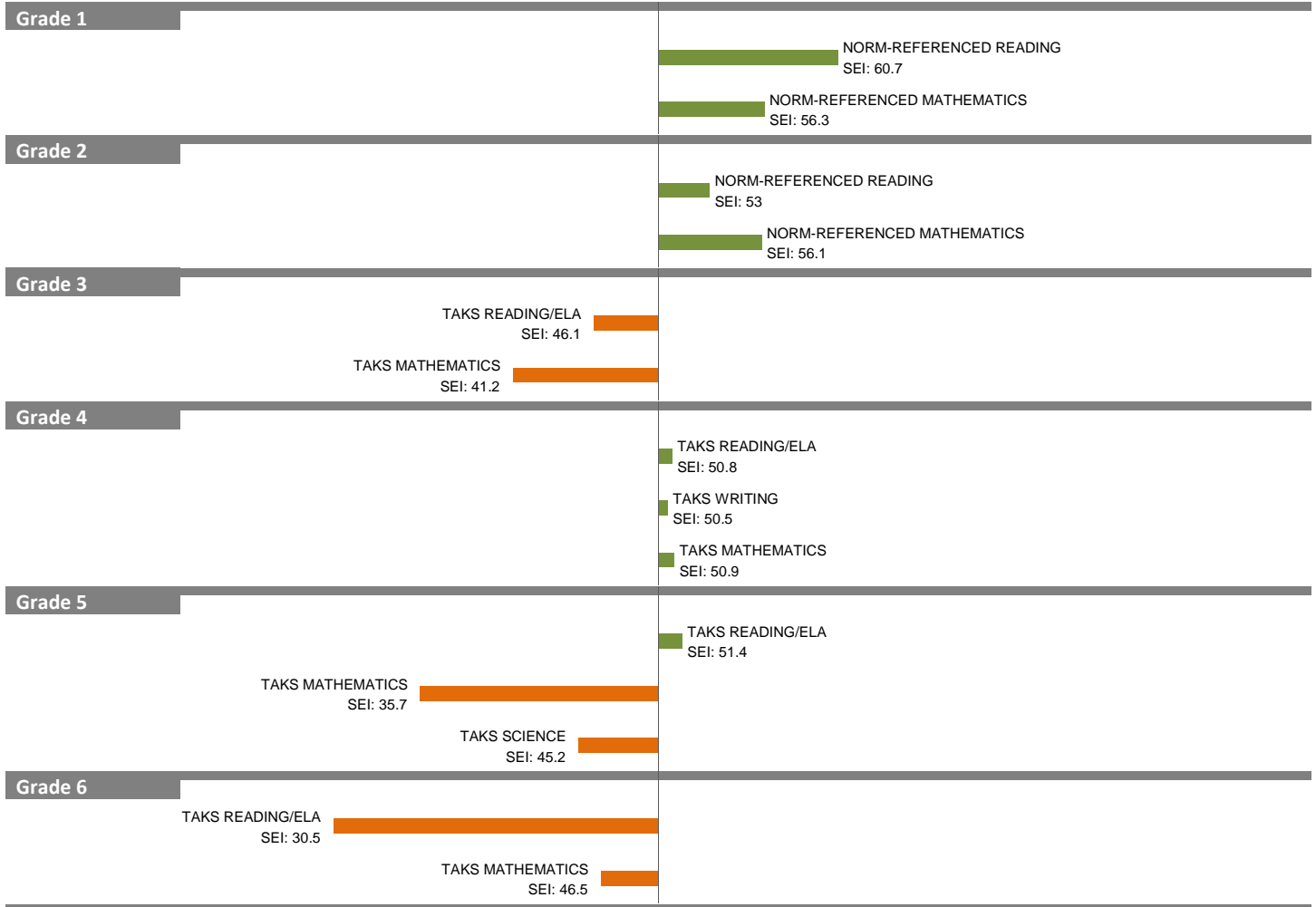
# 2010-11 School Effectiveness Index (SEI) Analysis

180-B. H. MACON

2011-12 LC: SOUTHEAST

Overall SEI: 47.6

AEIS Rating: Recognized



NOTES: The overall SEI has a mean of 50 and standard deviation of 5. The range for an "average" overall SEI is 47.5 to 52.5. Component SEIs (i.e., "Grade 5 TAKS READING" or "PSAT WRITING") each have mean 50 and standard deviation 10, and they are computed only if at least eight students are eligible. The range for an "average" component SEI is 45.0 to 55.0.

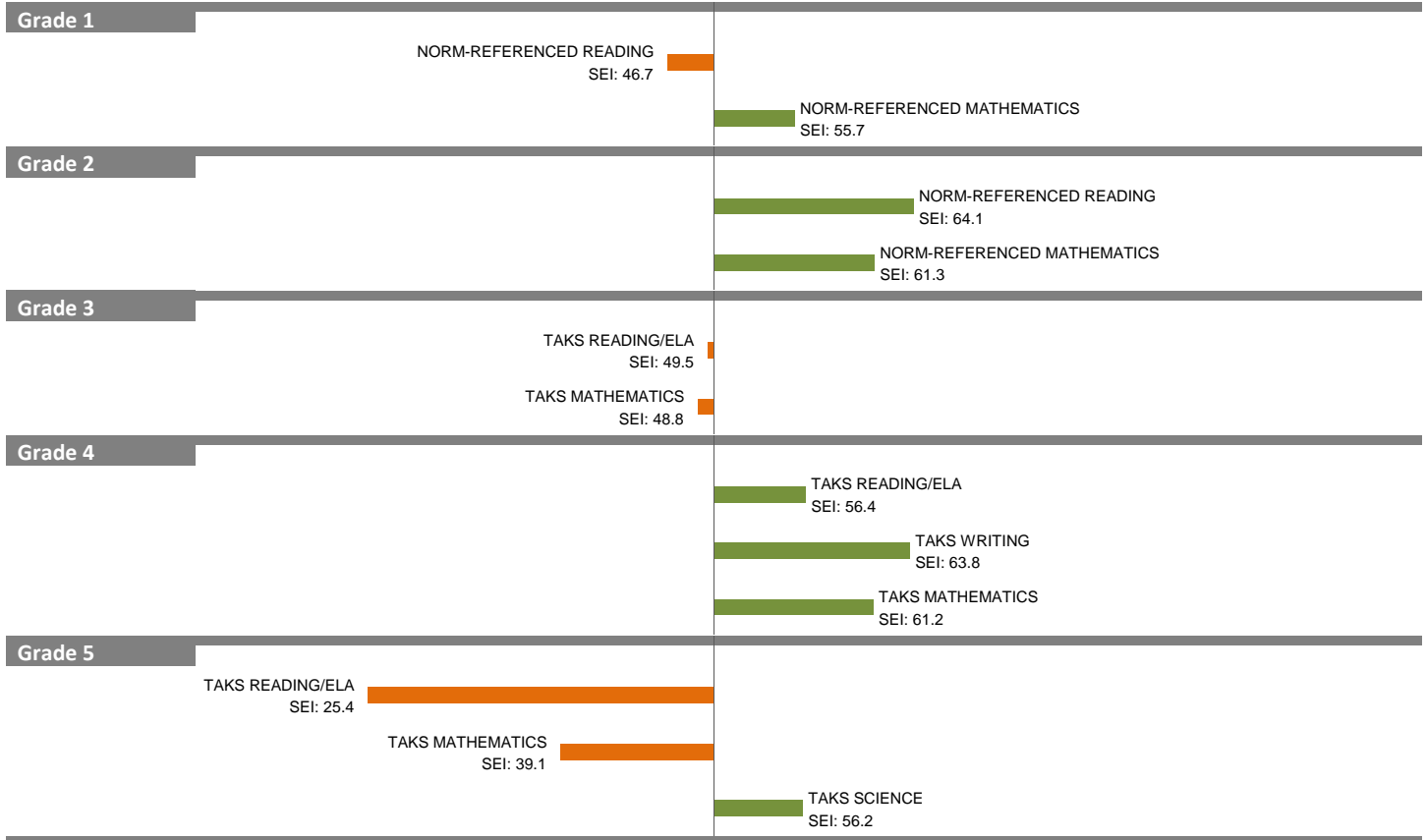
# 2010-11 School Effectiveness Index (SEI) Analysis

185--WILLIAM BROWN MILLER

2011-12 LC: SOUTHEAST

Overall SEI: 52.1

AEIS Rating: Recognized

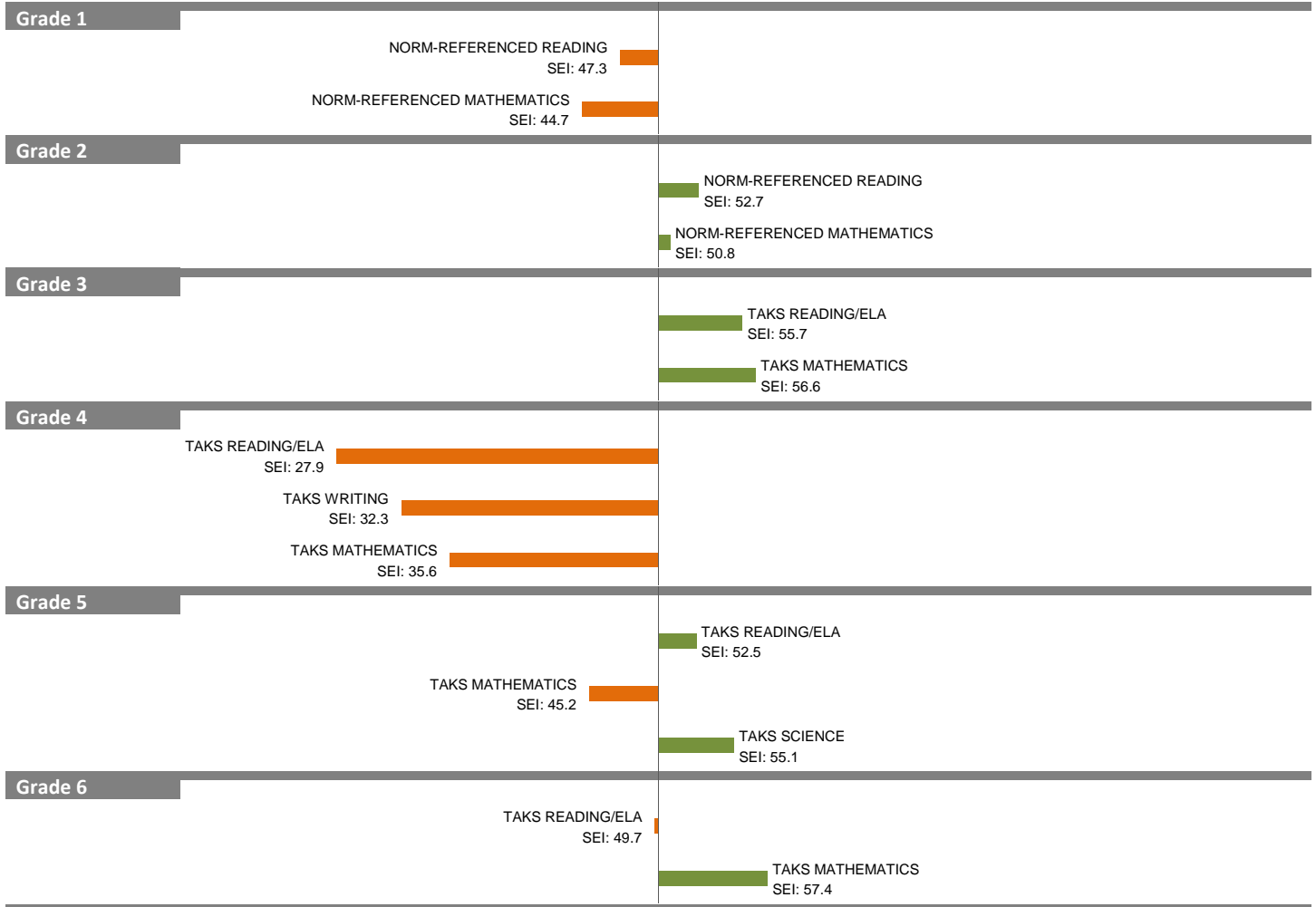


NOTES: The overall SEI has a mean of 50 and standard deviation of 5. The range for an "average" overall SEI is 47.5 to 52.5. Component SEIs (i.e., "Grade 5 TAKS READING" or "PSAT WRITING") each have mean 50 and standard deviation 10, and they are computed only if at least eight students are eligible. The range for an "average" component SEI is 45.0 to 55.0.

# 2010-11 School Effectiveness Index (SEI) Analysis

187--NANCY MOSELEY  
2011-12 LC: SOUTHEAST

Overall SEI: 46.7  
AEIS Rating: Academically Acceptable




NOTES: The overall SEI has a mean of 50 and standard deviation of 5. The range for an "average" overall SEI is 47.5 to 52.5. Component SEIs (i.e., "Grade 5 TAKS READING" or "PSAT WRITING") each have mean 50 and standard deviation 10, and they are computed only if at least eight students are eligible. The range for an "average" component SEI is 45.0 to 55.0.

# 2010-11 School Effectiveness Index (SEI) Analysis

191--ELISHA M. PEASE  
2011-12 LC: SOUTHEAST

Overall SEI: 71  
AEIS Rating: Exemplary



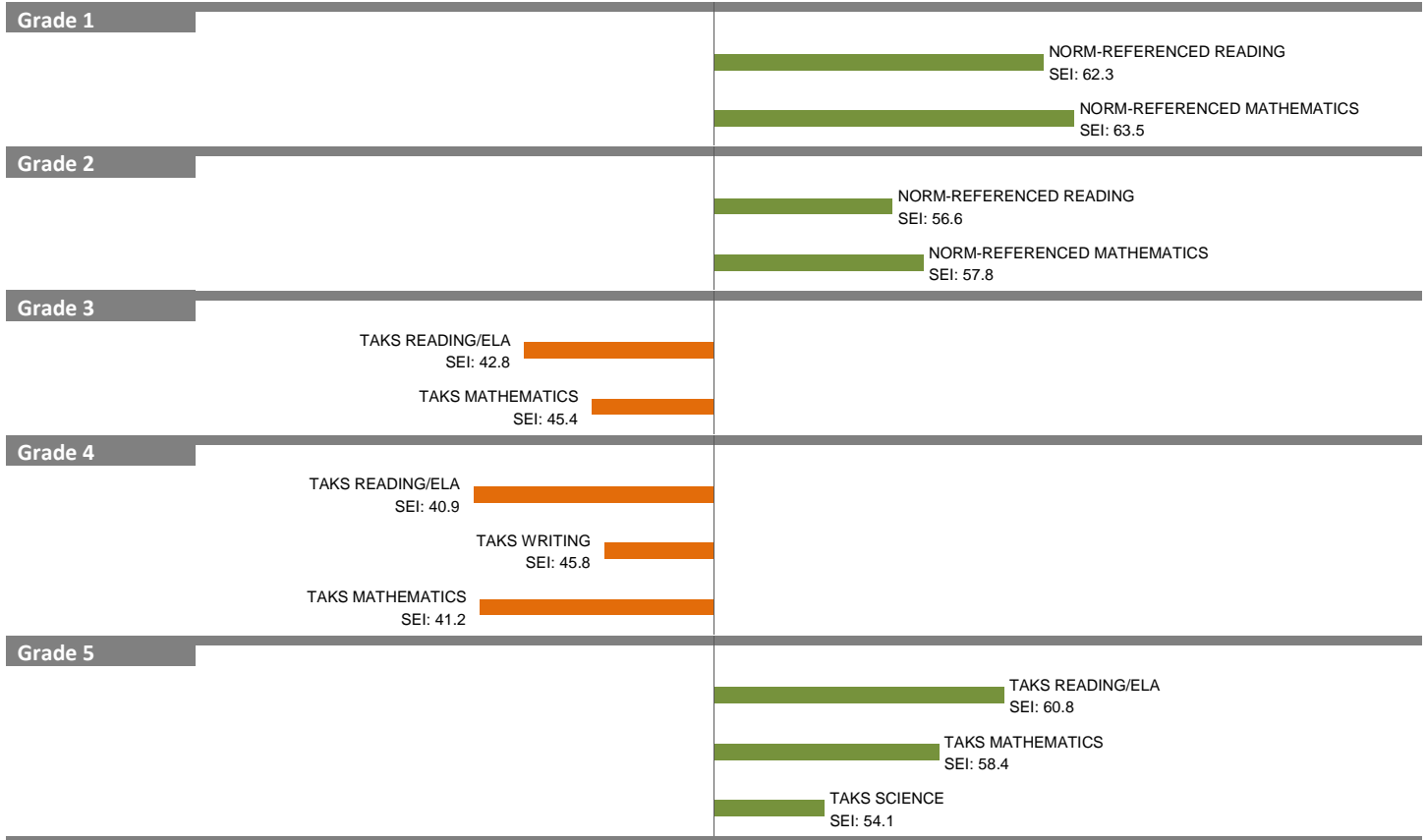
NOTES: The overall SEI has a mean of 50 and standard deviation of 5. The range for an "average" overall SEI is 47.5 to 52.5. Component SEIs (i.e., "Grade 5 TAKS READING" or "PSAT WRITING") each have mean 50 and standard deviation 10, and they are computed only if at least eight students are eligible. The range for an "average" component SEI is 45.0 to 55.0.

# 2010-11 School Effectiveness Index (SEI) Analysis

200-JOSEPH J. RHOADS  
2011-12 LC: SOUTHEAST

Overall SEI: 52.2

AEIS Rating: Academically Acceptable



NOTES: The overall SEI has a mean of 50 and standard deviation of 5. The range for an "average" overall SEI is 47.5 to 52.5. Component SEIs (i.e., "Grade 5 TAKS READING" or "PSAT WRITING") each have mean 50 and standard deviation 10, and they are computed only if at least eight students are eligible. The range for an "average" component SEI is 45.0 to 55.0.

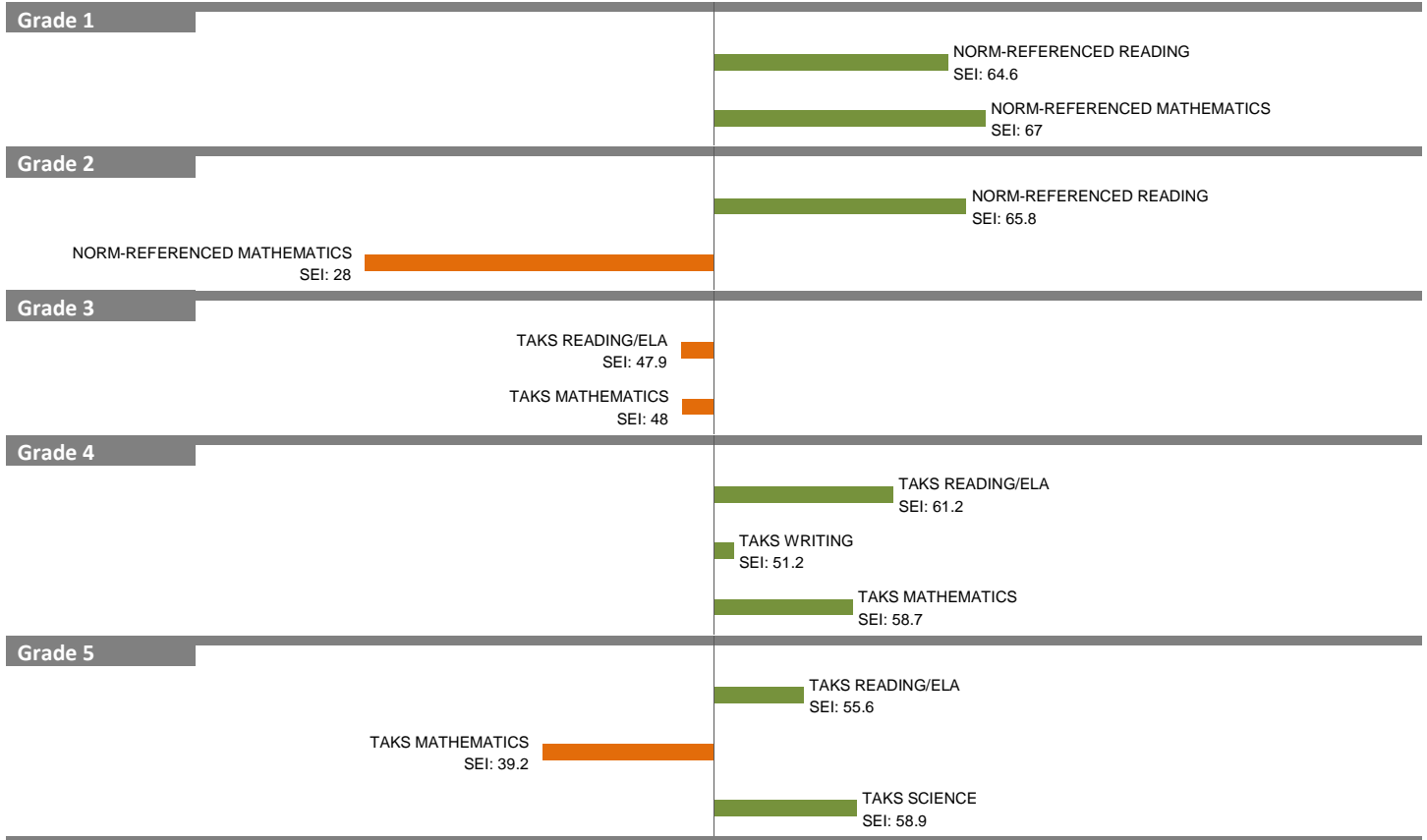
# 2010-11 School Effectiveness Index (SEI) Analysis

201-CHARLES RICE

2011-12 LC: SOUTHEAST

Overall SEI: 53.7

AEIS Rating: Exemplary



NOTES: The overall SEI has a mean of 50 and standard deviation of 5. The range for an "average" overall SEI is 47.5 to 52.5. Component SEIs (i.e., "Grade 5 TAKS READING" or "PSAT WRITING") each have mean 50 and standard deviation 10, and they are computed only if at least eight students are eligible. The range for an "average" component SEI is 45.0 to 55.0.

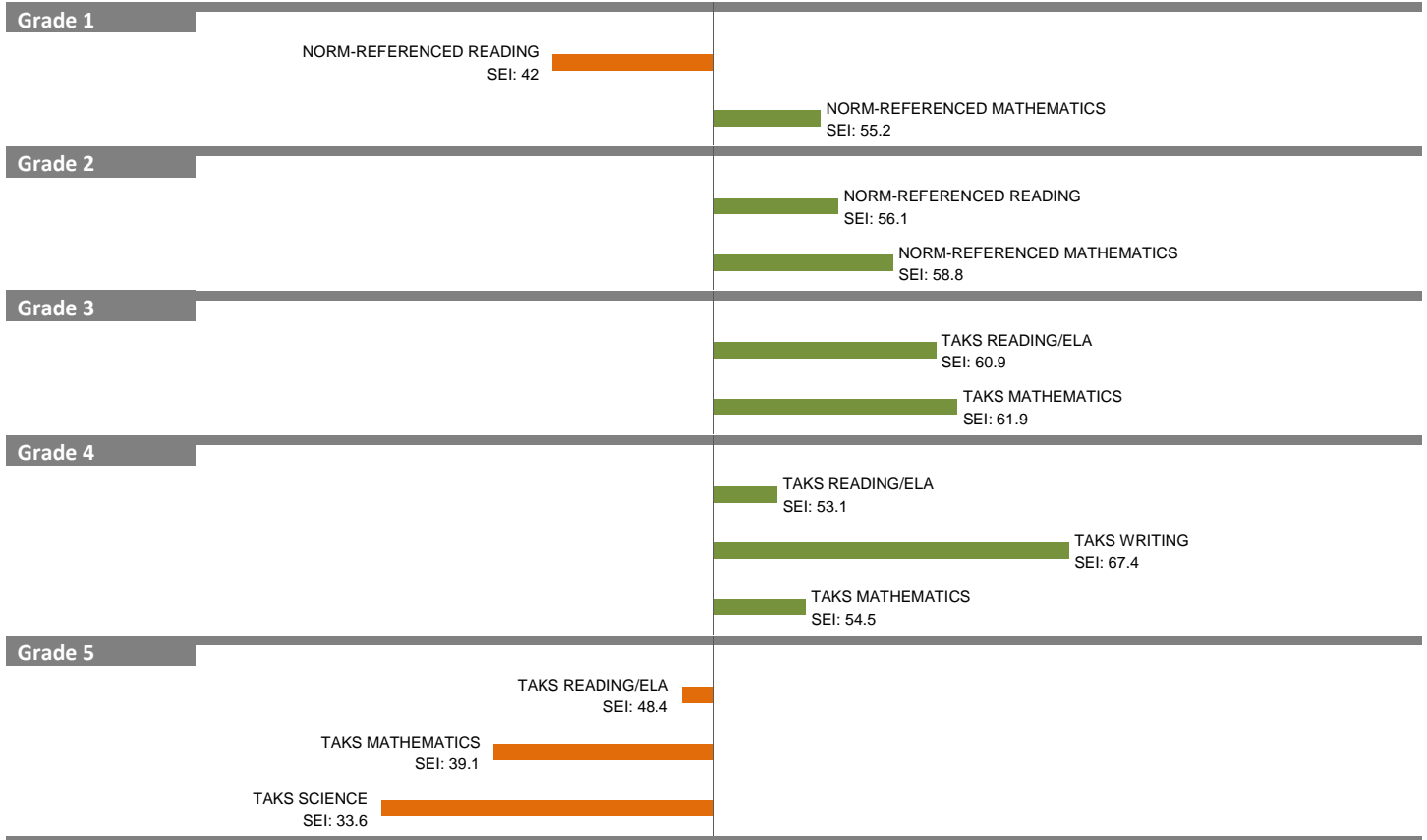
# 2010-11 School Effectiveness Index (SEI) Analysis

207-SAN JACINTO

Overall SEI: 52.3

2011-12 LC: SOUTHEAST

AEIS Rating: Academically Acceptable



NOTES: The overall SEI has a mean of 50 and standard deviation of 5. The range for an “average” overall SEI is 47.5 to 52.5. Component SEIs (i.e., “Grade 5 TAKS READING” or “PSAT WRITING”) each have mean 50 and standard deviation 10, and they are computed only if at least eight students are eligible. The range for an “average” component SEI is 45.0 to 55.0.

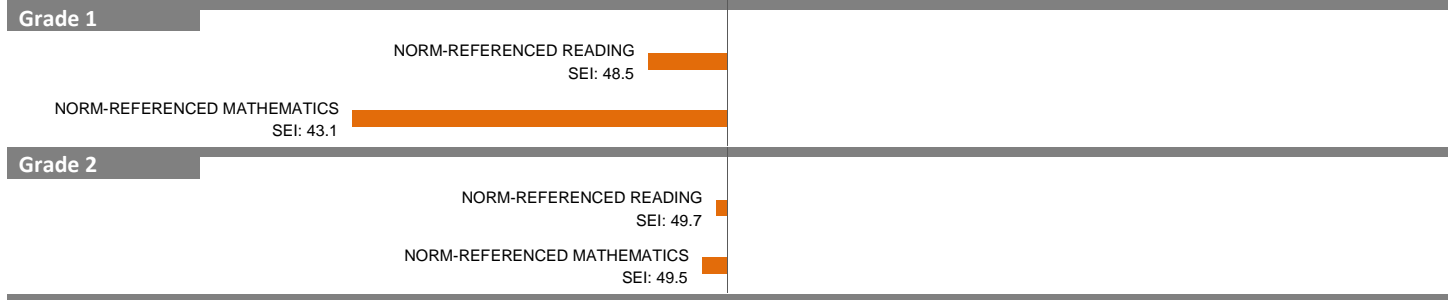
# 2010-11 School Effectiveness Index (SEI) Analysis

208-SEAGOVILLE ELEMENTARY

Overall SEI: 47

2011-12 LC: SOUTHEAST

AEIS Rating: Academically Acceptable



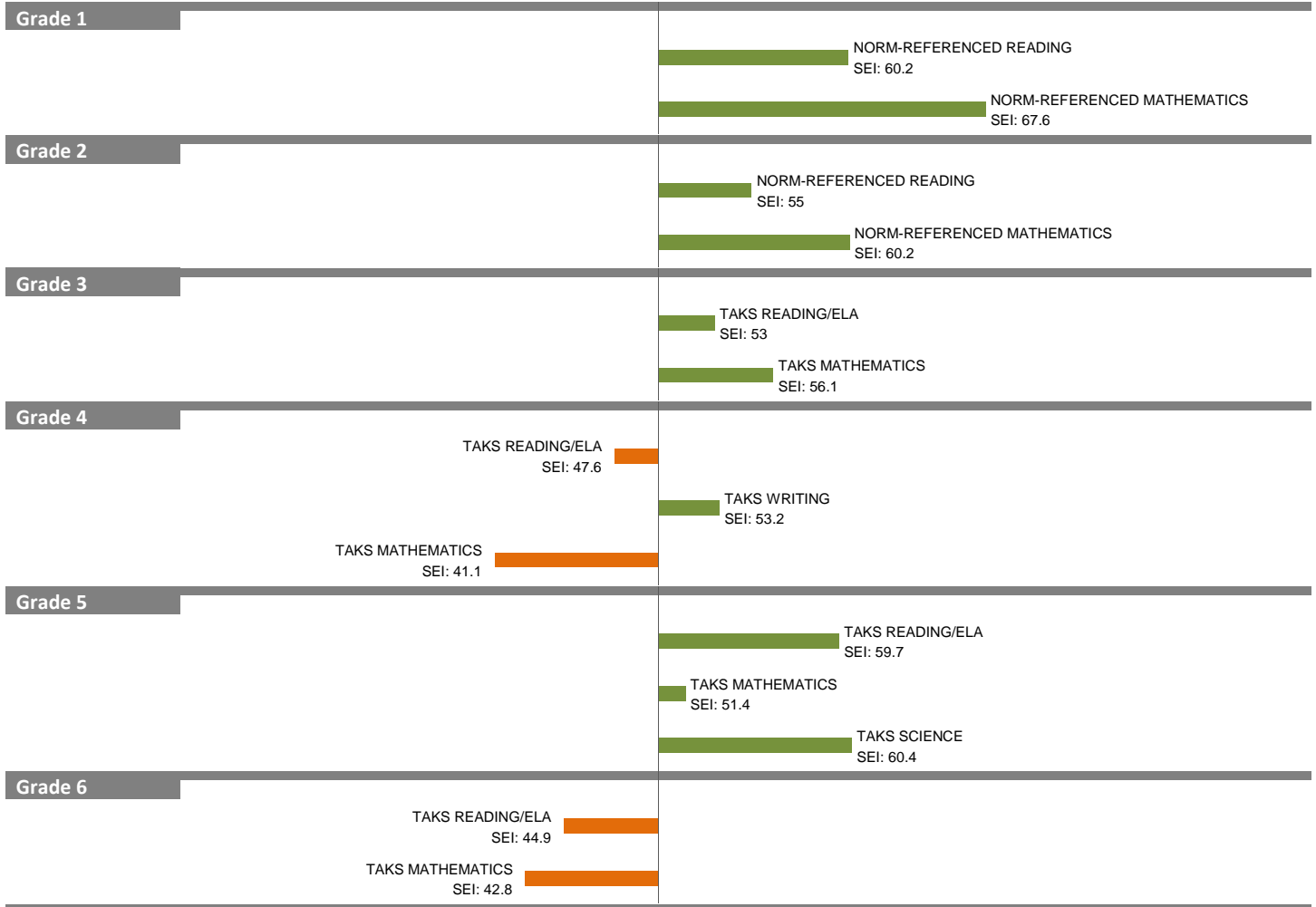
NOTES: The overall SEI has a mean of 50 and standard deviation of 5. The range for an "average" overall SEI is 47.5 to 52.5. Component SEIs (i.e., "Grade 5 TAKS READING" or "PSAT WRITING") each have mean 50 and standard deviation 10, and they are computed only if at least eight students are eligible. The range for an "average" component SEI is 45.0 to 55.0.



# 2010-11 School Effectiveness Index (SEI) Analysis

214-H. S. THOMPSON  
2011-12 LC: SOUTHEAST

Overall SEI: 53.6  
AEIS Rating: Exemplary

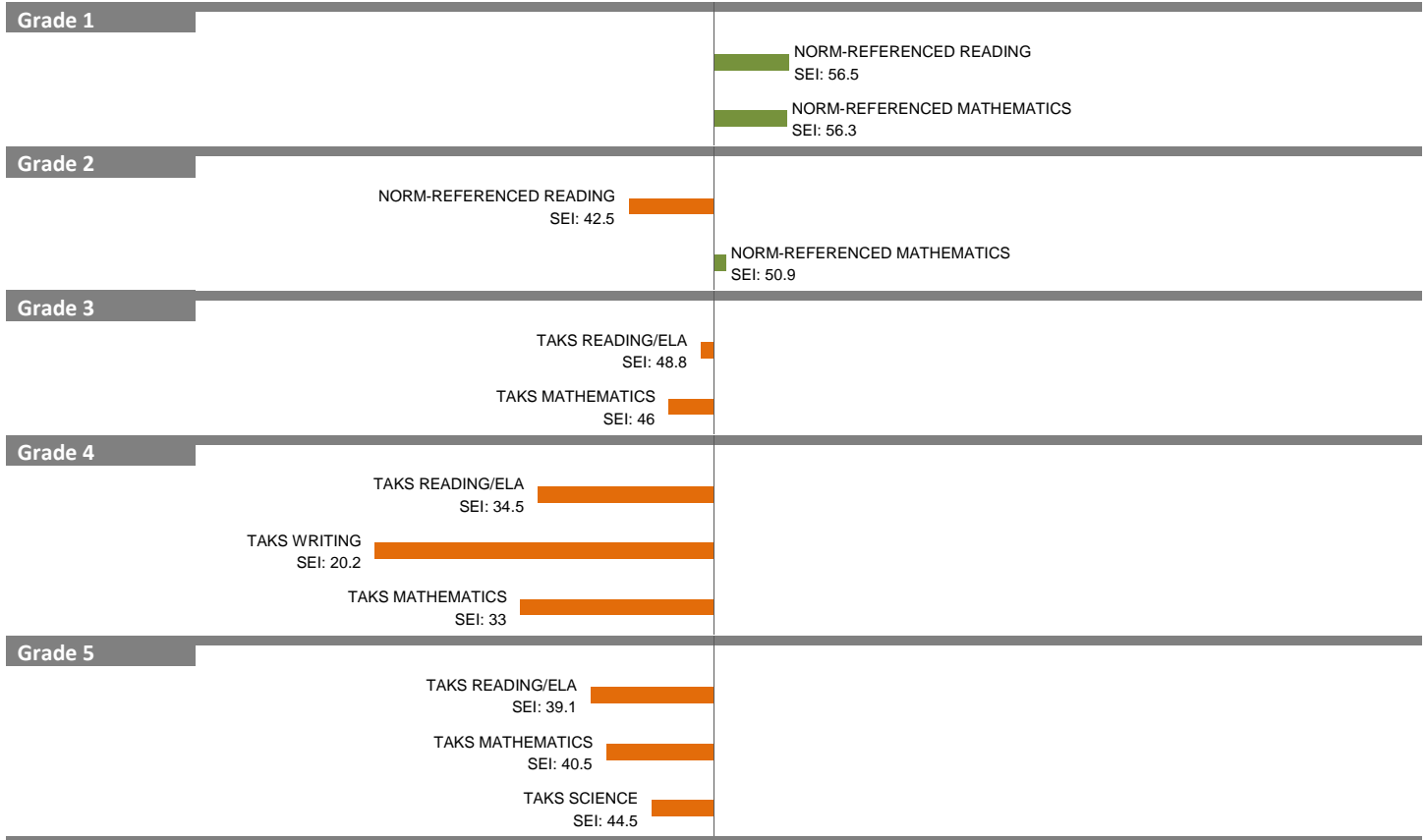


NOTES: The overall SEI has a mean of 50 and standard deviation of 5. The range for an "average" overall SEI is 47.5 to 52.5. Component SEIs (i.e., "Grade 5 TAKS READING" or "PSAT WRITING") each have mean 50 and standard deviation 10, and they are computed only if at least eight students are eligible. The range for an "average" component SEI is 45.0 to 55.0.

# 2010-11 School Effectiveness Index (SEI) Analysis

216-EDWARD TITCHE  
2011-12 LC: SOUTHEAST

Overall SEI: 41.7  
AEIS Rating: Academically Acceptable




NOTES: The overall SEI has a mean of 50 and standard deviation of 5. The range for an “average” overall SEI is 47.5 to 52.5. Component SEIs (i.e., “Grade 5 TAKS READING” or “PSAT WRITING”) each have mean 50 and standard deviation 10, and they are computed only if at least eight students are eligible. The range for an “average” component SEI is 45.0 to 55.0.

# 2010-11 School Effectiveness Index (SEI) Analysis

227-PHILLIS WHEATLEY  
2011-12 LC: SOUTHEAST

Overall SEI: 52.5  
AEIS Rating: Recognized



NOTES: The overall SEI has a mean of 50 and standard deviation of 5. The range for an "average" overall SEI is 47.5 to 52.5. Component SEIs (i.e., "Grade 5 TAKS READING" or "PSAT WRITING") each have mean 50 and standard deviation 10, and they are computed only if at least eight students are eligible. The range for an "average" component SEI is 45.0 to 55.0.


# 2010-11 School Effectiveness Index (SEI) Analysis

234-HENRY B. GONZALEZ

2011-12 LC: SOUTHEAST

Overall SEI: 50.4

AEIS Rating: Recognized



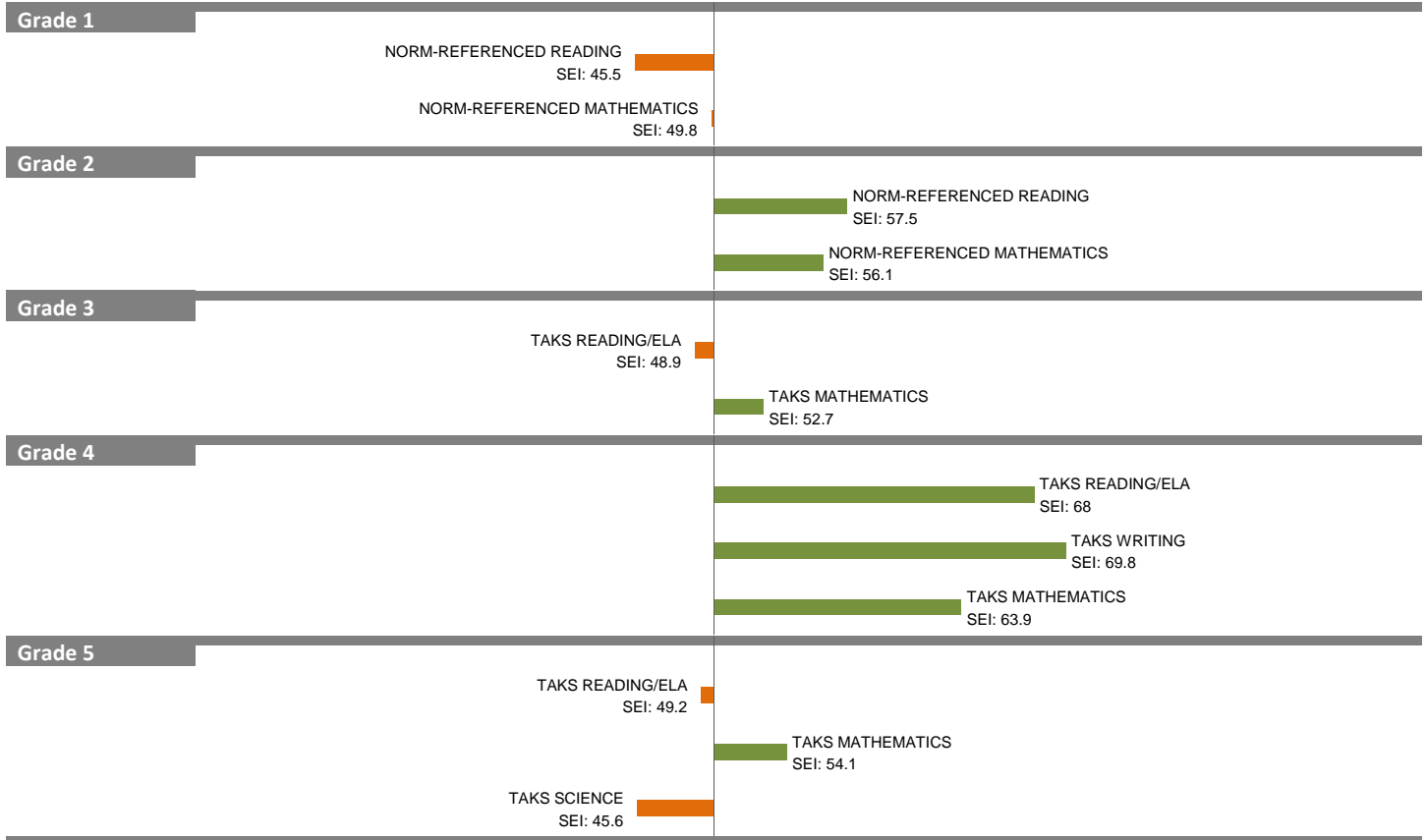
NOTES: The overall SEI has a mean of 50 and standard deviation of 5. The range for an "average" overall SEI is 47.5 to 52.5. Component SEIs (i.e., "Grade 5 TAKS READING" or "PSAT WRITING") each have mean 50 and standard deviation 10, and they are computed only if at least eight students are eligible. The range for an "average" component SEI is 45.0 to 55.0.

# 2010-11 School Effectiveness Index (SEI) Analysis

237--JOHN W. RUNYON  
2011-12 LC: SOUTHEAST

Overall SEI: 55

AEIS Rating: Academically Acceptable



NOTES: The overall SEI has a mean of 50 and standard deviation of 5. The range for an "average" overall SEI is 47.5 to 52.5. Component SEIs (i.e., "Grade 5 TAKS READING" or "PSAT WRITING") each have mean 50 and standard deviation 10, and they are computed only if at least eight students are eligible. The range for an "average" component SEI is 45.0 to 55.0.

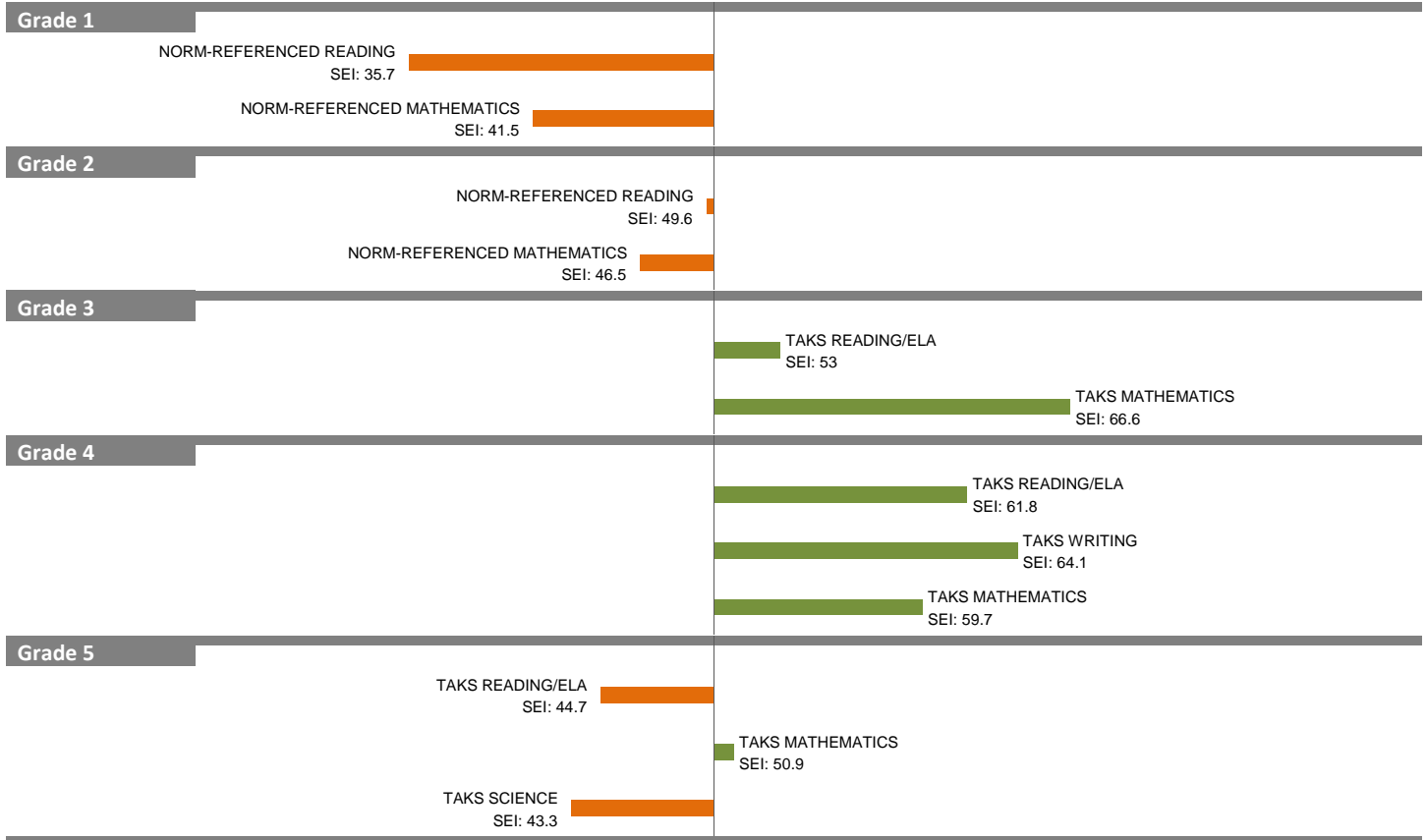
# 2010-11 School Effectiveness Index (SEI) Analysis

250-WHITNEY M. YOUNG

Overall SEI: 51.1

2011-12 LC: SOUTHEAST

AEIS Rating: Academically Acceptable



NOTES: The overall SEI has a mean of 50 and standard deviation of 5. The range for an "average" overall SEI is 47.5 to 52.5. Component SEIs (i.e., "Grade 5 TAKS READING" or "PSAT WRITING") each have mean 50 and standard deviation 10, and they are computed only if at least eight students are eligible. The range for an "average" component SEI is 45.0 to 55.0.

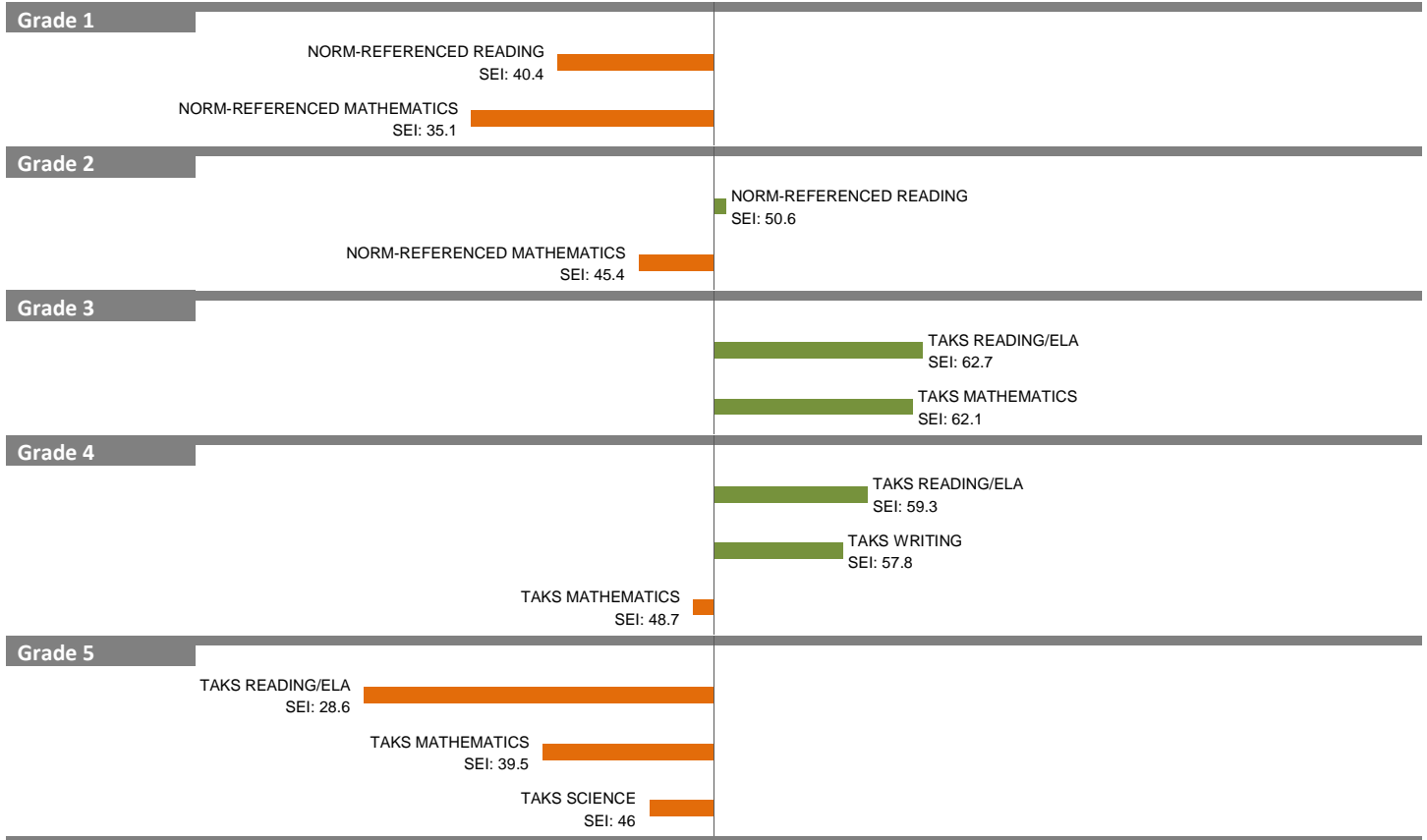
# 2010-11 School Effectiveness Index (SEI) Analysis

263--J. P. STARKS

2011-12 LC: SOUTHEAST

Overall SEI: 47.4

AEIS Rating: Recognized



NOTES: The overall SEI has a mean of 50 and standard deviation of 5. The range for an "average" overall SEI is 47.5 to 52.5. Component SEIs (i.e., "Grade 5 TAKS READING" or "PSAT WRITING") each have mean 50 and standard deviation 10, and they are computed only if at least eight students are eligible. The range for an "average" component SEI is 45.0 to 55.0.


# 2010-11 School Effectiveness Index (SEI) Analysis

266-FRED DOUGLASS

Overall SEI: 46.9

2011-12 LC: SOUTHEAST

AEIS Rating: Academically Acceptable



NOTES: The overall SEI has a mean of 50 and standard deviation of 5. The range for an “average” overall SEI is 47.5 to 52.5. Component SEIs (i.e., “Grade 5 TAKS READING” or “PSAT WRITING”) each have mean 50 and standard deviation 10, and they are computed only if at least eight students are eligible. The range for an “average” component SEI is 45.0 to 55.0.

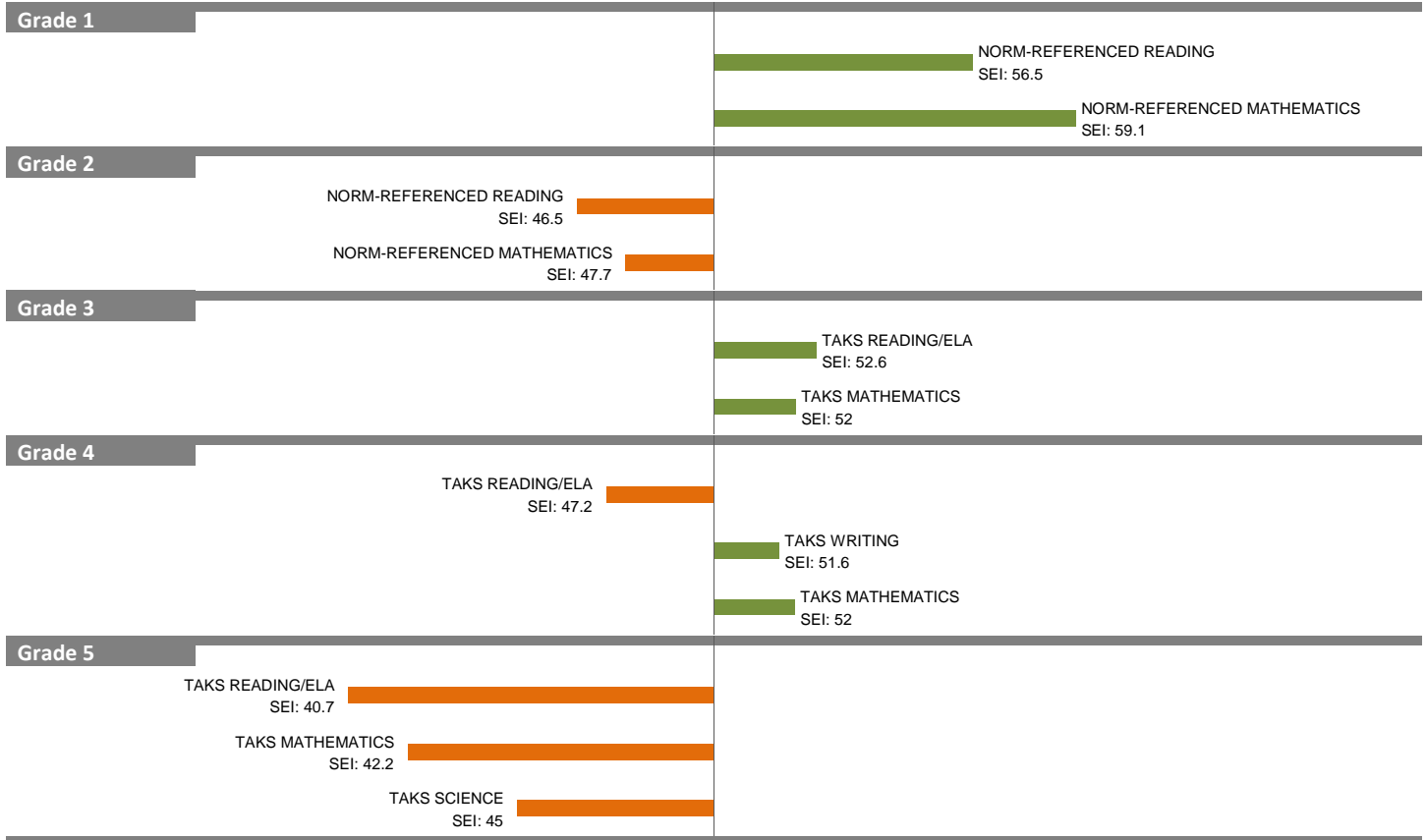


# 2010-11 School Effectiveness Index (SEI) Analysis

273-PLEASANT GROVE  
2011-12 LC: SOUTHEAST

Overall SEI: 48.9

AEIS Rating: Academically Acceptable



NOTES: The overall SEI has a mean of 50 and standard deviation of 5. The range for an “average” overall SEI is 47.5 to 52.5. Component SEIs (i.e., “Grade 5 TAKS READING” or “PSAT WRITING”) each have mean 50 and standard deviation 10, and they are computed only if at least eight students are eligible. The range for an “average” component SEI is 45.0 to 55.0.

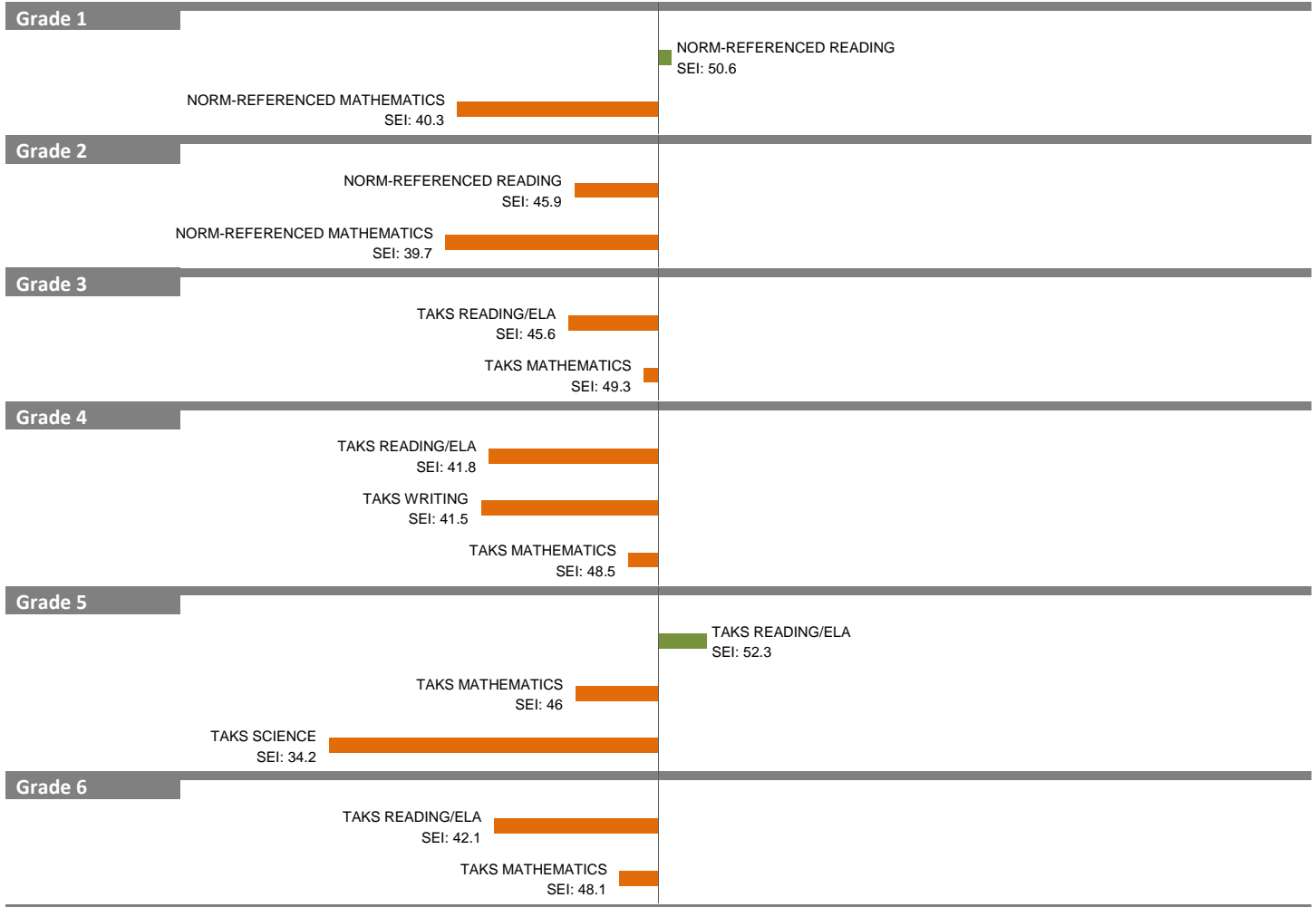
# 2010-11 School Effectiveness Index (SEI) Analysis

276--GILBERT CUELLAR

Overall SEI: 43.8

2011-12 LC: SOUTHEAST

AEIS Rating: Academically Acceptable



NOTES: The overall SEI has a mean of 50 and standard deviation of 5. The range for an "average" overall SEI is 47.5 to 52.5. Component SEIs (i.e., "Grade 5 TAKS READING" or "PSAT WRITING") each have mean 50 and standard deviation 10, and they are computed only if at least eight students are eligible. The range for an "average" component SEI is 45.0 to 55.0.