

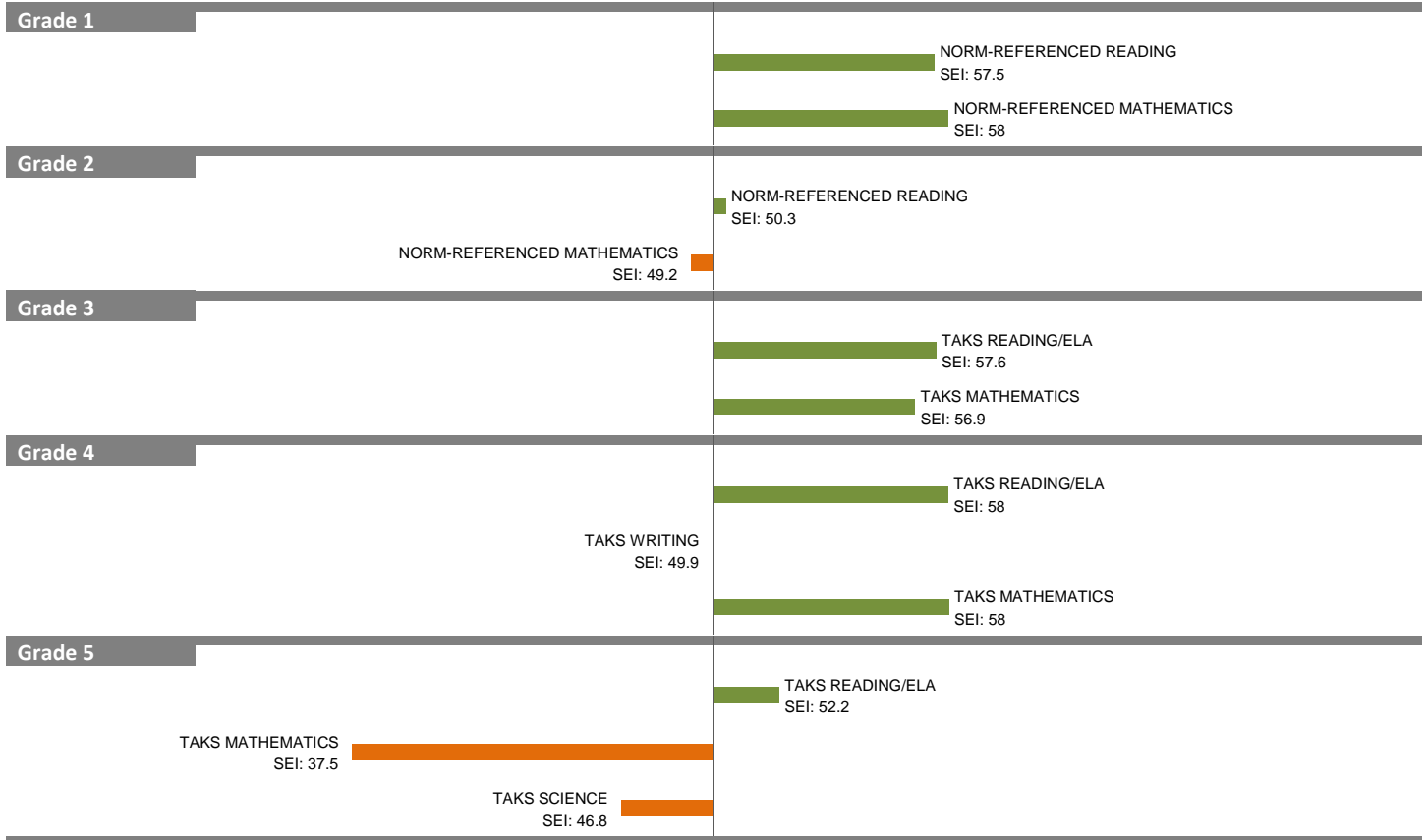
2010-11 School Effectiveness Index (SEI) Analysis

112--JAMES BOWIE

2011-12 LC: SOUTHWEST

Overall SEI: 52.4

AEIS Rating: Recognized

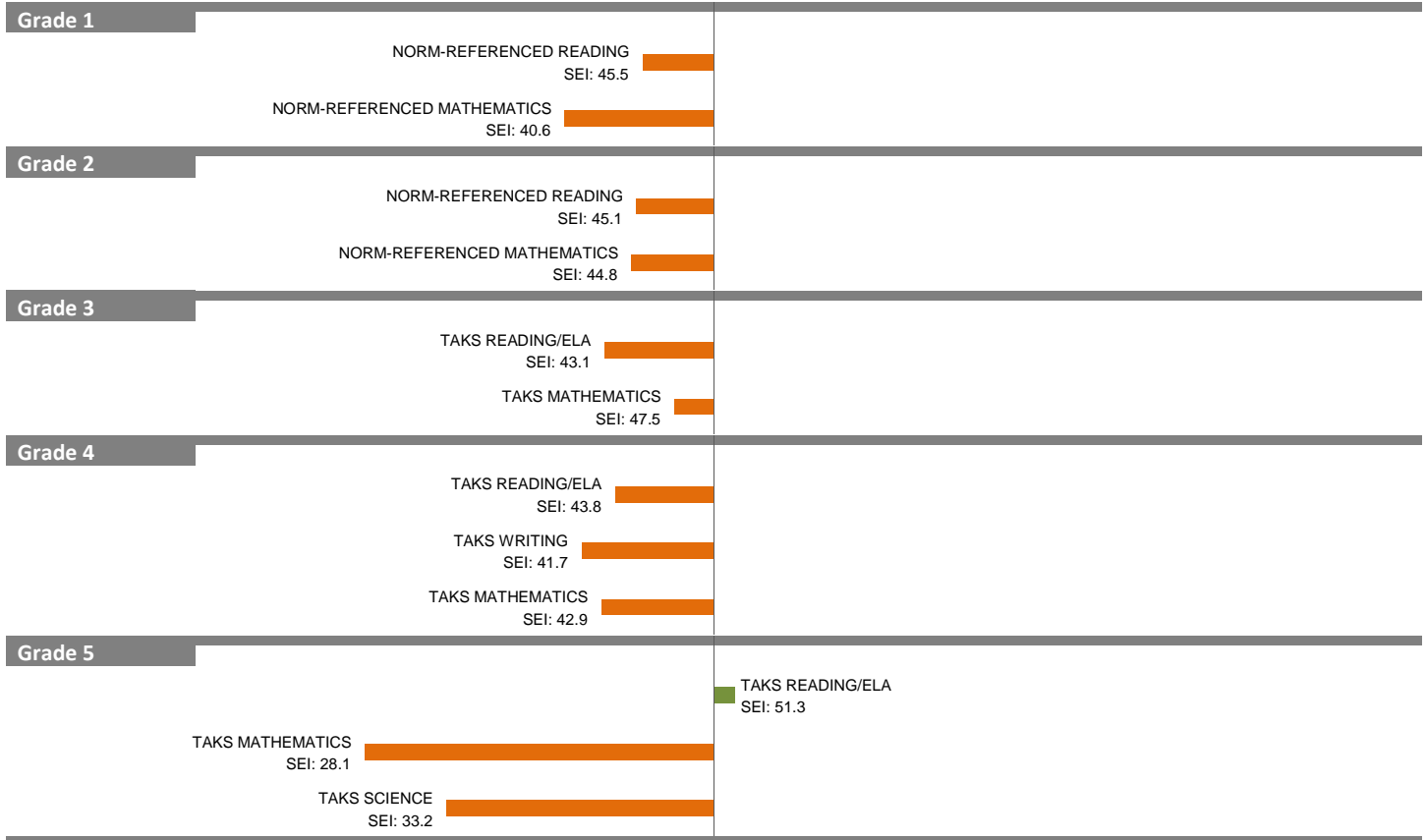


NOTES: The overall SEI has a mean of 50 and standard deviation of 5. The range for an "average" overall SEI is 47.5 to 52.5. Component SEIs (i.e., "Grade 5 TAKS READING" or "PSAT WRITING") each have mean 50 and standard deviation 10, and they are computed only if at least eight students are eligible. The range for an "average" component SEI is 45.0 to 55.0.

2010-11 School Effectiveness Index (SEI) Analysis

115-HARRELL BUDD
2011-12 LC: SOUTHWEST

Overall SEI: 41.2
AEIS Rating: Academically Acceptable



NOTES: The overall SEI has a mean of 50 and standard deviation of 5. The range for an “average” overall SEI is 47.5 to 52.5. Component SEIs (i.e., “Grade 5 TAKS READING” or “PSAT WRITING”) each have mean 50 and standard deviation 10, and they are computed only if at least eight students are eligible. The range for an “average” component SEI is 45.0 to 55.0.

2010-11 School Effectiveness Index (SEI) Analysis

121--JOHN W. CARPENTER

Overall SEI: 46.9

2011-12 LC: SOUTHWEST

AEIS Rating: Academically Acceptable



NOTES: The overall SEI has a mean of 50 and standard deviation of 5. The range for an "average" overall SEI is 47.5 to 52.5. Component SEIs (i.e., "Grade 5 TAKS READING" or "PSAT WRITING") each have mean 50 and standard deviation 10, and they are computed only if at least eight students are eligible. The range for an "average" component SEI is 45.0 to 55.0.

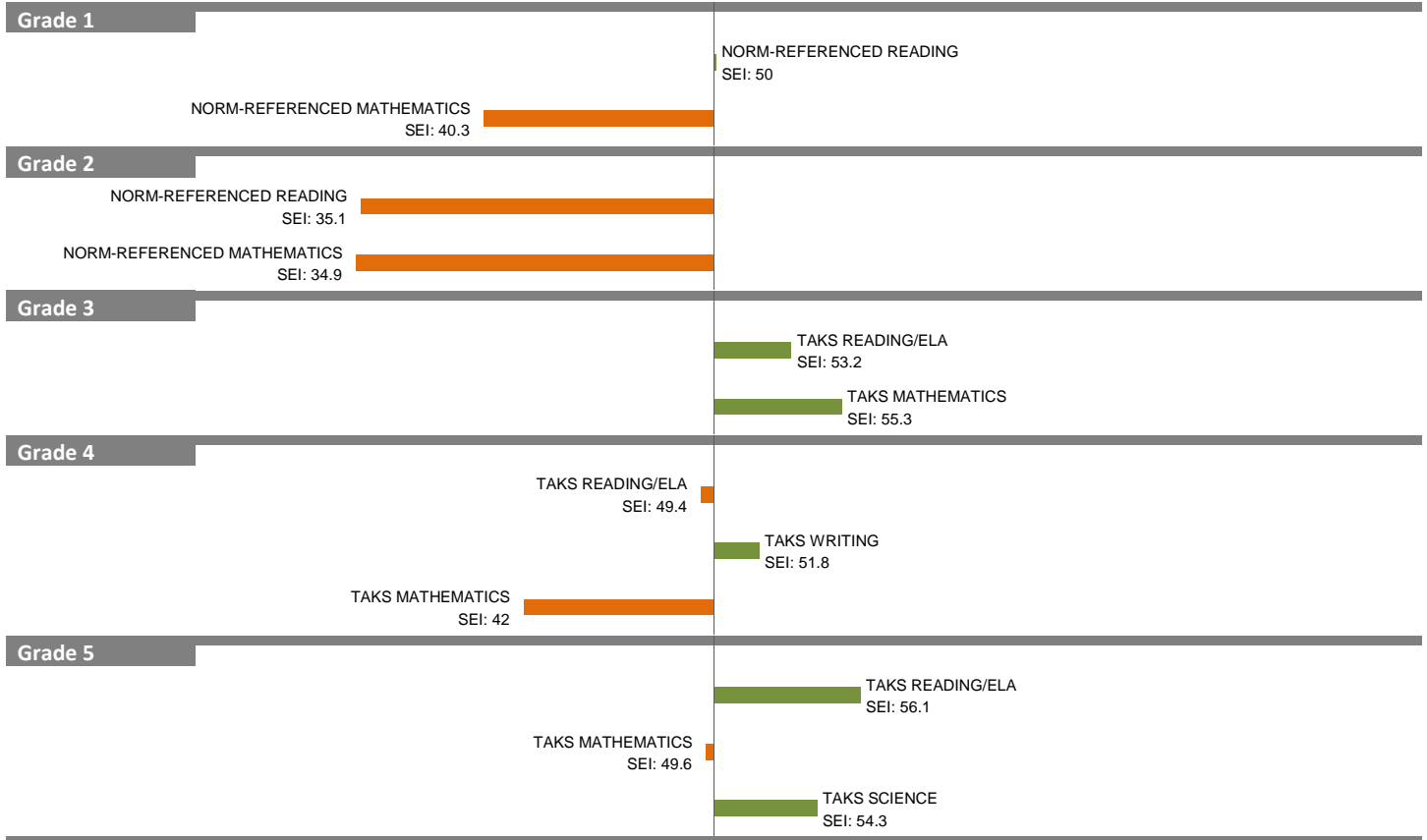
2010-11 School Effectiveness Index (SEI) Analysis

127-CITY PARK

2011-12 LC: SOUTHWEST

Overall SEI: 47

AEIS Rating: Recognized



NOTES: The overall SEI has a mean of 50 and standard deviation of 5. The range for an "average" overall SEI is 47.5 to 52.5. Component SEIs (i.e., "Grade 5 TAKS READING" or "PSAT WRITING") each have mean 50 and standard deviation 10, and they are computed only if at least eight students are eligible. The range for an "average" component SEI is 45.0 to 55.0.

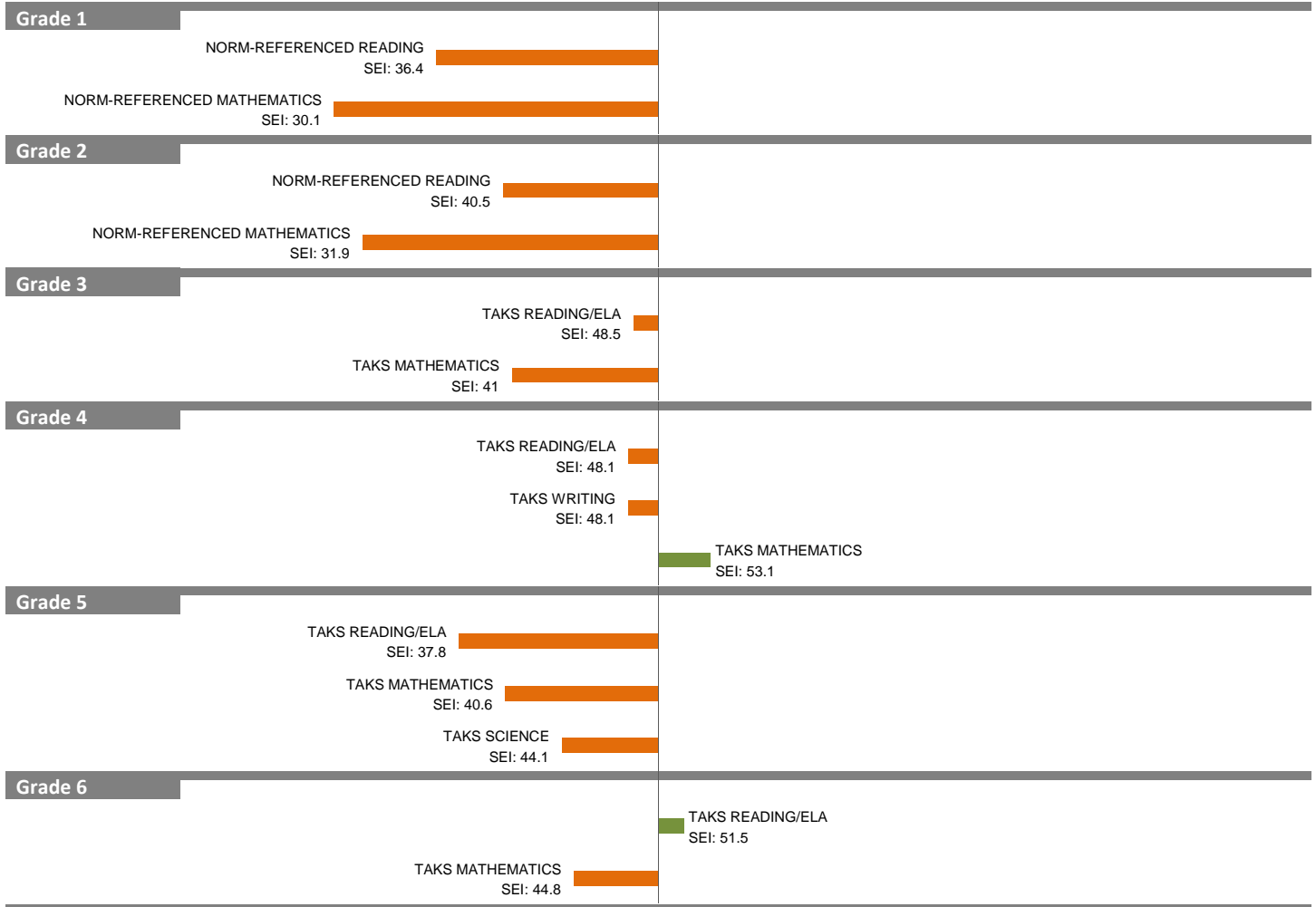
2010-11 School Effectiveness Index (SEI) Analysis

130-LEILA P. COWART

Overall SEI: 41.5

2011-12 LC: SOUTHWEST

AEIS Rating: Academically Acceptable

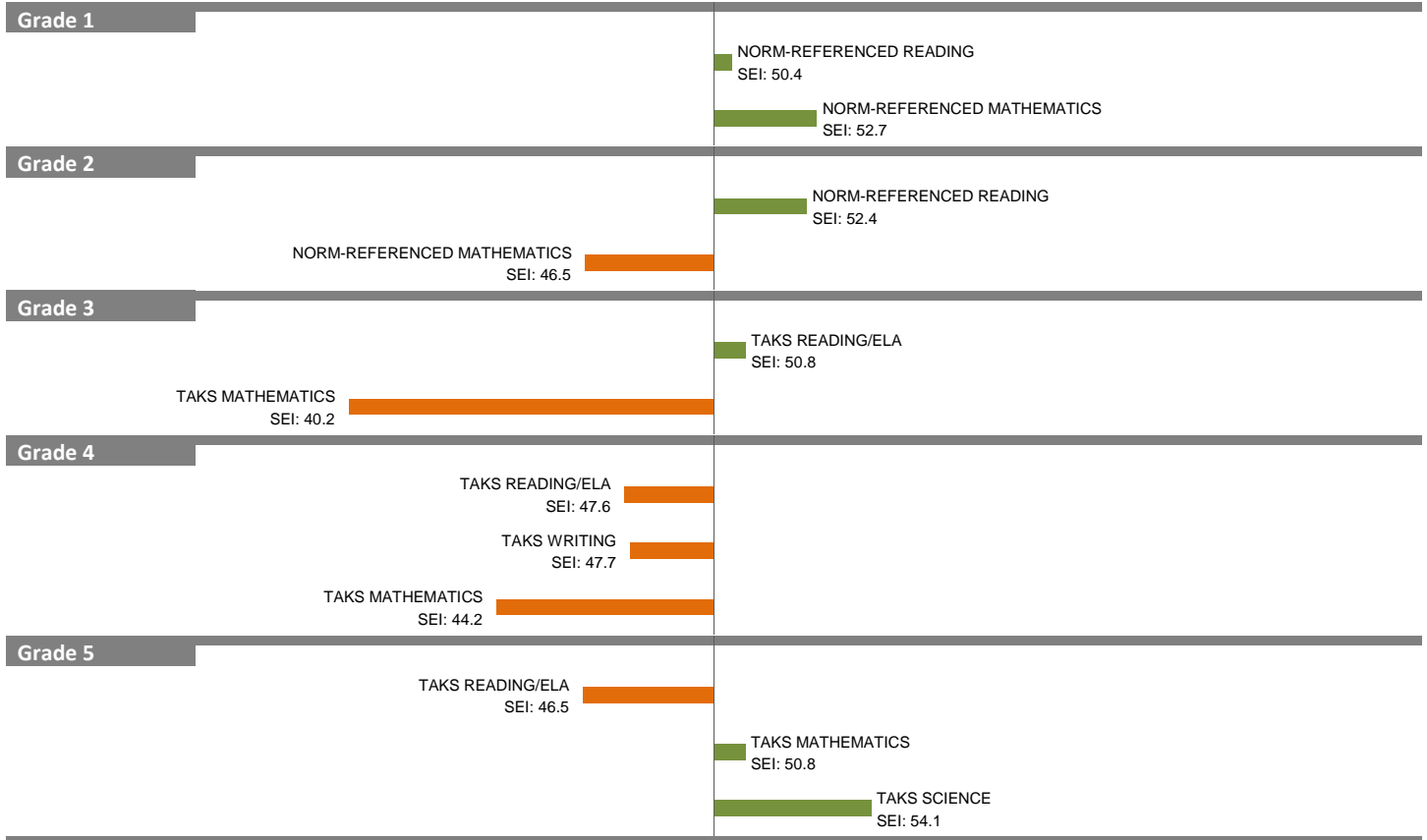


NOTES: The overall SEI has a mean of 50 and standard deviation of 5. The range for an “average” overall SEI is 47.5 to 52.5. Component SEIs (i.e., “Grade 5 TAKS READING” or “PSAT WRITING”) each have mean 50 and standard deviation 10, and they are computed only if at least eight students are eligible. The range for an “average” component SEI is 45.0 to 55.0.

2010-11 School Effectiveness Index (SEI) Analysis

133-BARBARA JORDAN
2011-12 LC: SOUTHWEST

Overall SEI: 48.1
AEIS Rating: Academically Acceptable



NOTES: The overall SEI has a mean of 50 and standard deviation of 5. The range for an "average" overall SEI is 47.5 to 52.5. Component SEIs (i.e., "Grade 5 TAKS READING" or "PSAT WRITING") each have mean 50 and standard deviation 10, and they are computed only if at least eight students are eligible. The range for an "average" component SEI is 45.0 to 55.0.

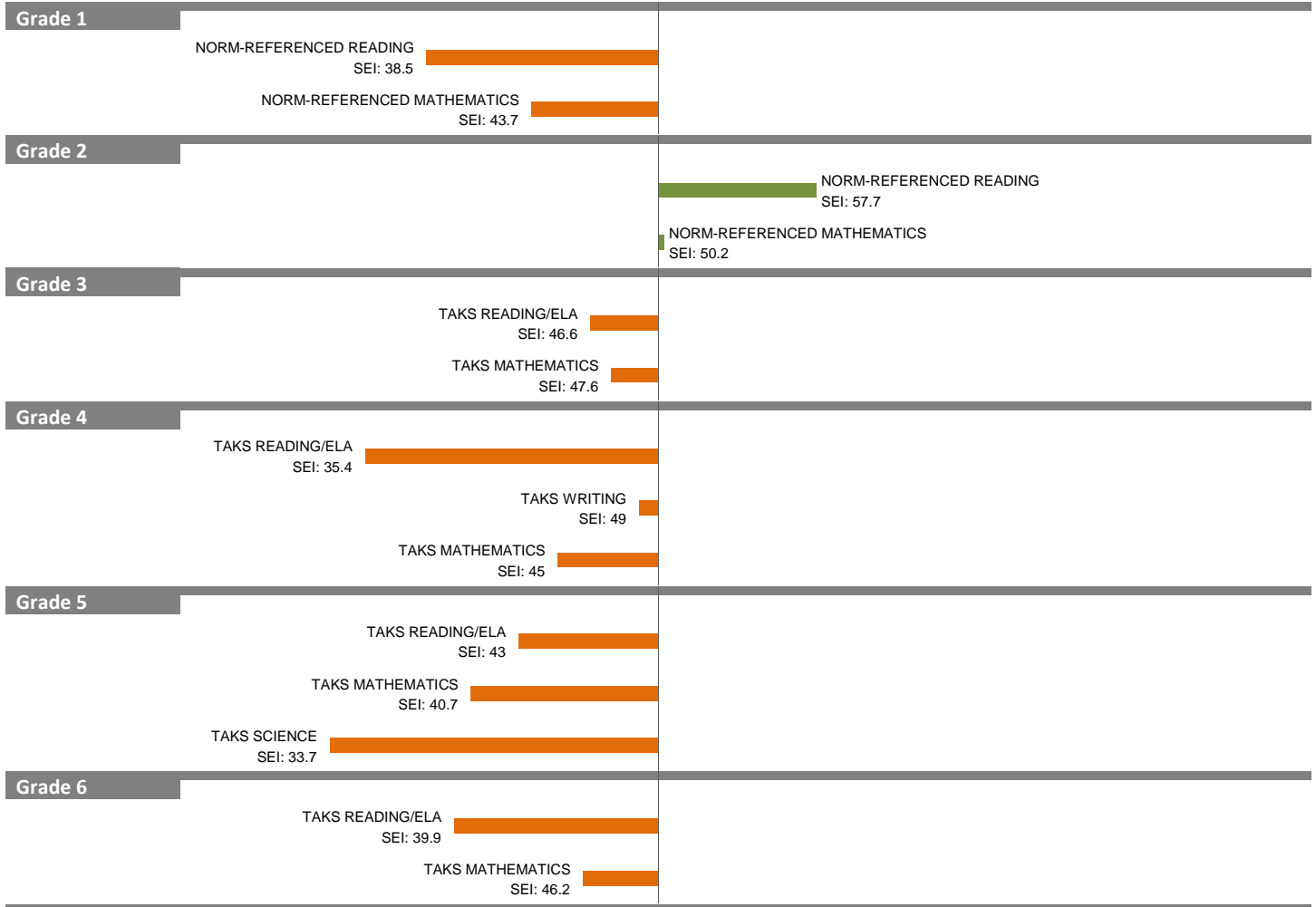
2010-11 School Effectiveness Index (SEI) Analysis

136-L. O. DONALD

Overall SEI: 43.1

2011-12 LC: SOUTHWEST

AEIS Rating: Academically Acceptable

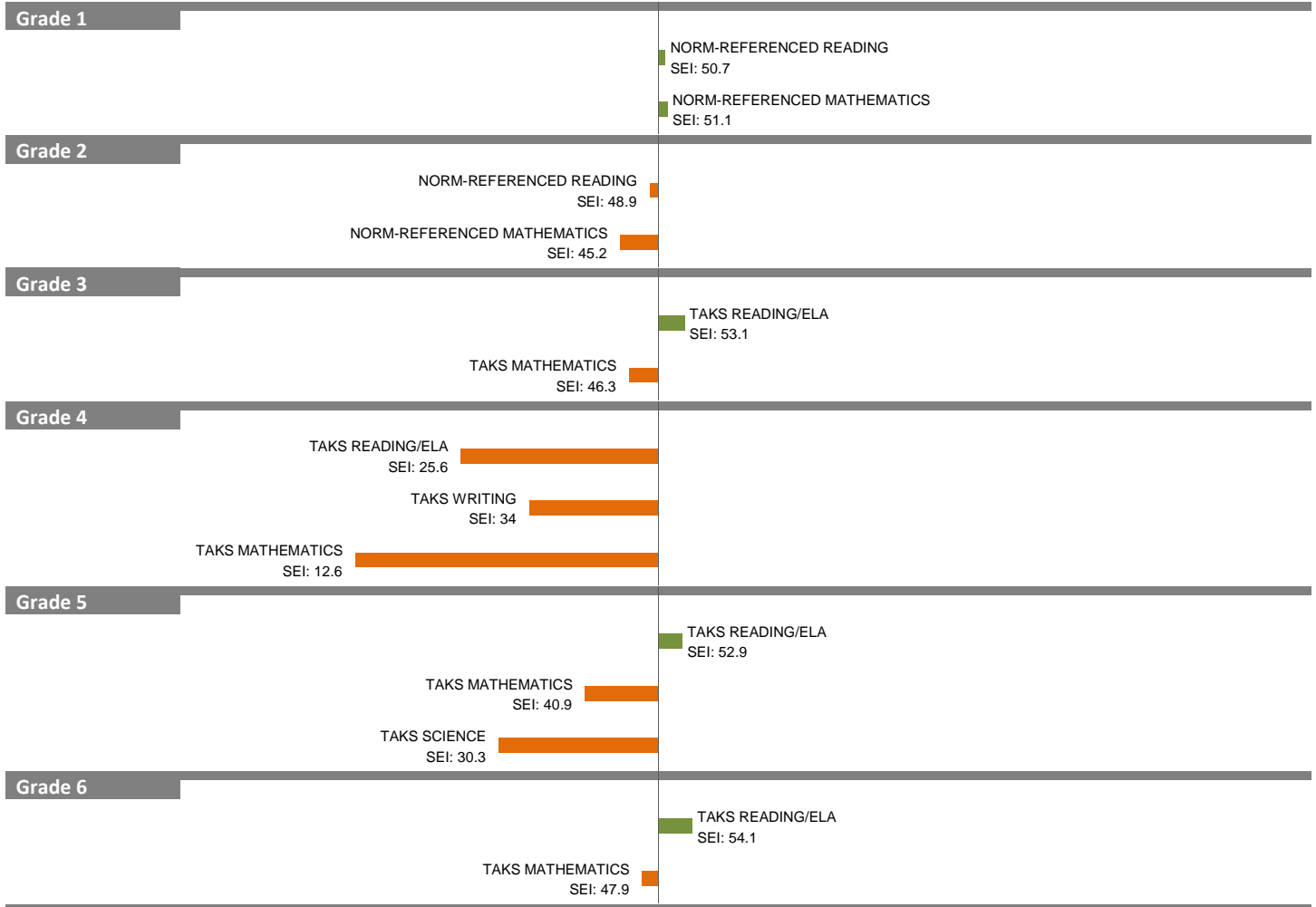


NOTES: The overall SEI has a mean of 50 and standard deviation of 5. The range for an “average” overall SEI is 47.5 to 52.5. Component SEIs (i.e., “Grade 5 TAKS READING” or “PSAT WRITING”) each have mean 50 and standard deviation 10, and they are computed only if at least eight students are eligible. The range for an “average” component SEI is 45.0 to 55.0.

2010-11 School Effectiveness Index (SEI) Analysis

149--LENORE KIRK HALL
2011-12 LC: SOUTHWEST

Overall SEI: 41.3
AEIS Rating: Academically Acceptable



NOTES: The overall SEI has a mean of 50 and standard deviation of 5. The range for an "average" overall SEI is 47.5 to 52.5. Component SEIs (i.e., "Grade 5 TAKS READING" or "PSAT WRITING") each have mean 50 and standard deviation 10, and they are computed only if at least eight students are eligible. The range for an "average" component SEI is 45.0 to 55.0.

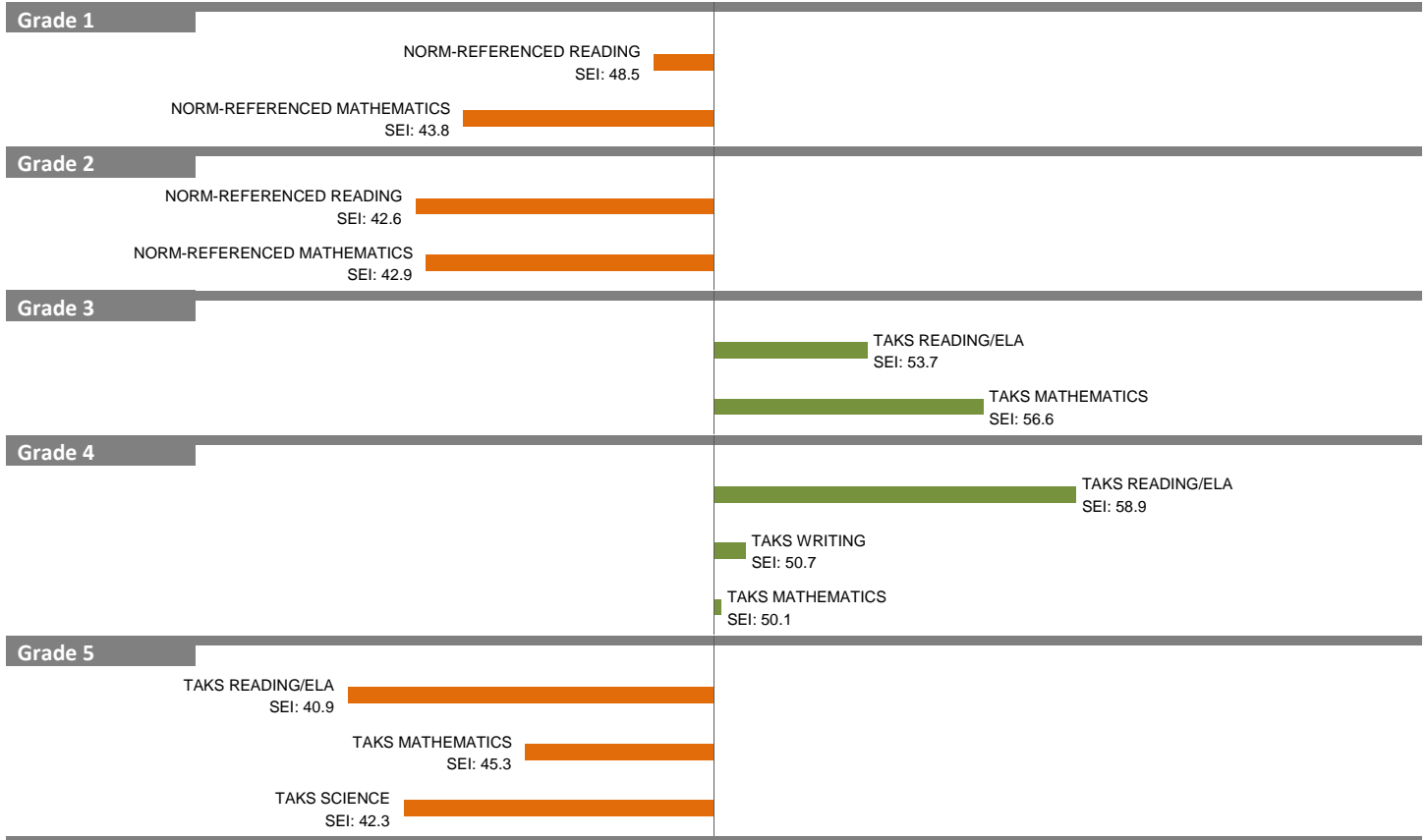
2010-11 School Effectiveness Index (SEI) Analysis

150-N. W. HARLLEE

Overall SEI: 47.4

2011-12 LC: SOUTHWEST

AEIS Rating: Academically Acceptable



NOTES: The overall SEI has a mean of 50 and standard deviation of 5. The range for an "average" overall SEI is 47.5 to 52.5. Component SEIs (i.e., "Grade 5 TAKS READING" or "PSAT WRITING") each have mean 50 and standard deviation 10, and they are computed only if at least eight students are eligible. The range for an "average" component SEI is 45.0 to 55.0.

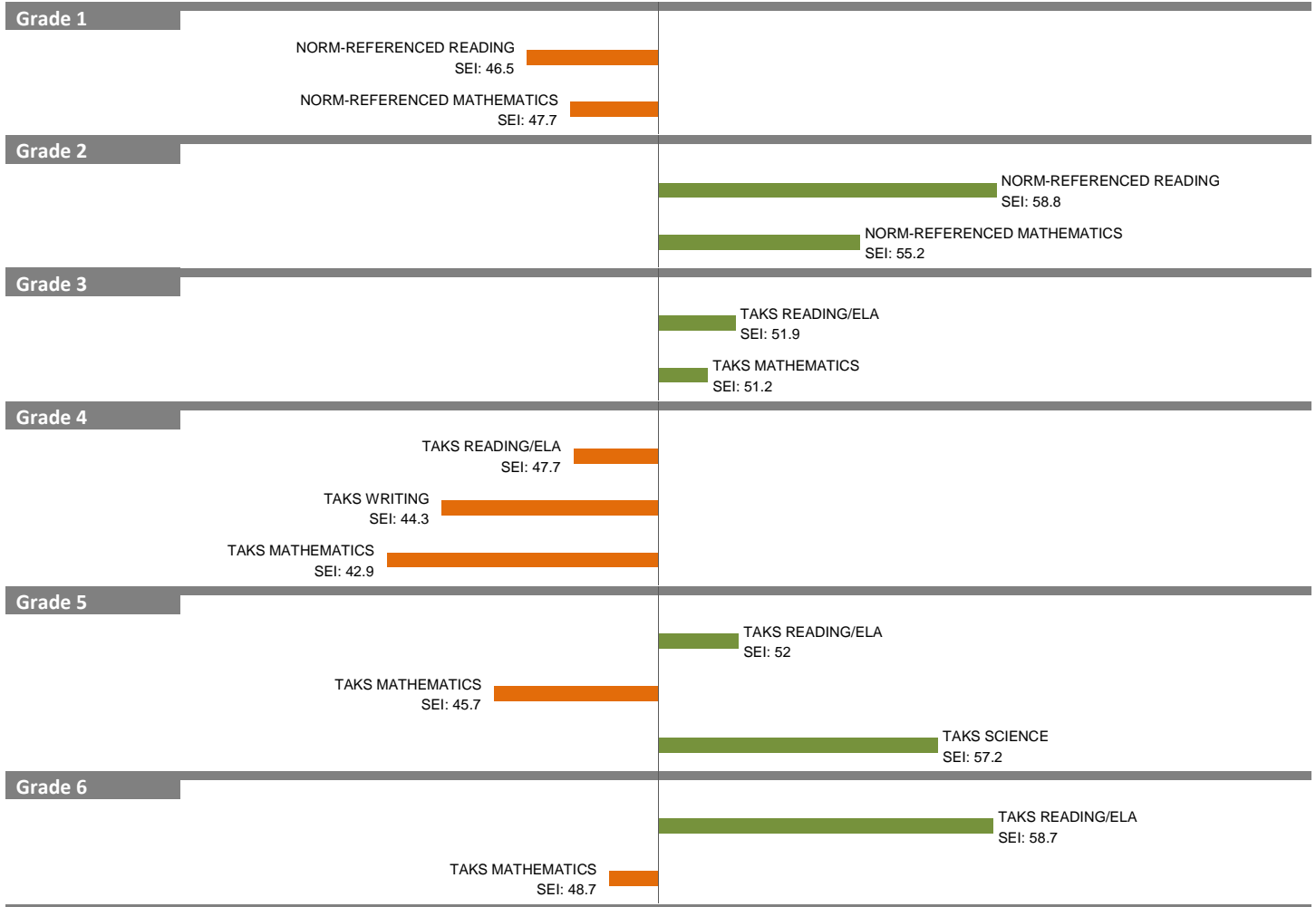
2010-11 School Effectiveness Index (SEI) Analysis

152--MARGARET B. HENDERSON

Overall SEI: 50.2

2011-12 LC: SOUTHWEST

AEIS Rating: Academically Acceptable



NOTES: The overall SEI has a mean of 50 and standard deviation of 5. The range for an "average" overall SEI is 47.5 to 52.5. Component SEIs (i.e., "Grade 5 TAKS READING" or "PSAT WRITING") each have mean 50 and standard deviation 10, and they are computed only if at least eight students are eligible. The range for an "average" component SEI is 45.0 to 55.0.

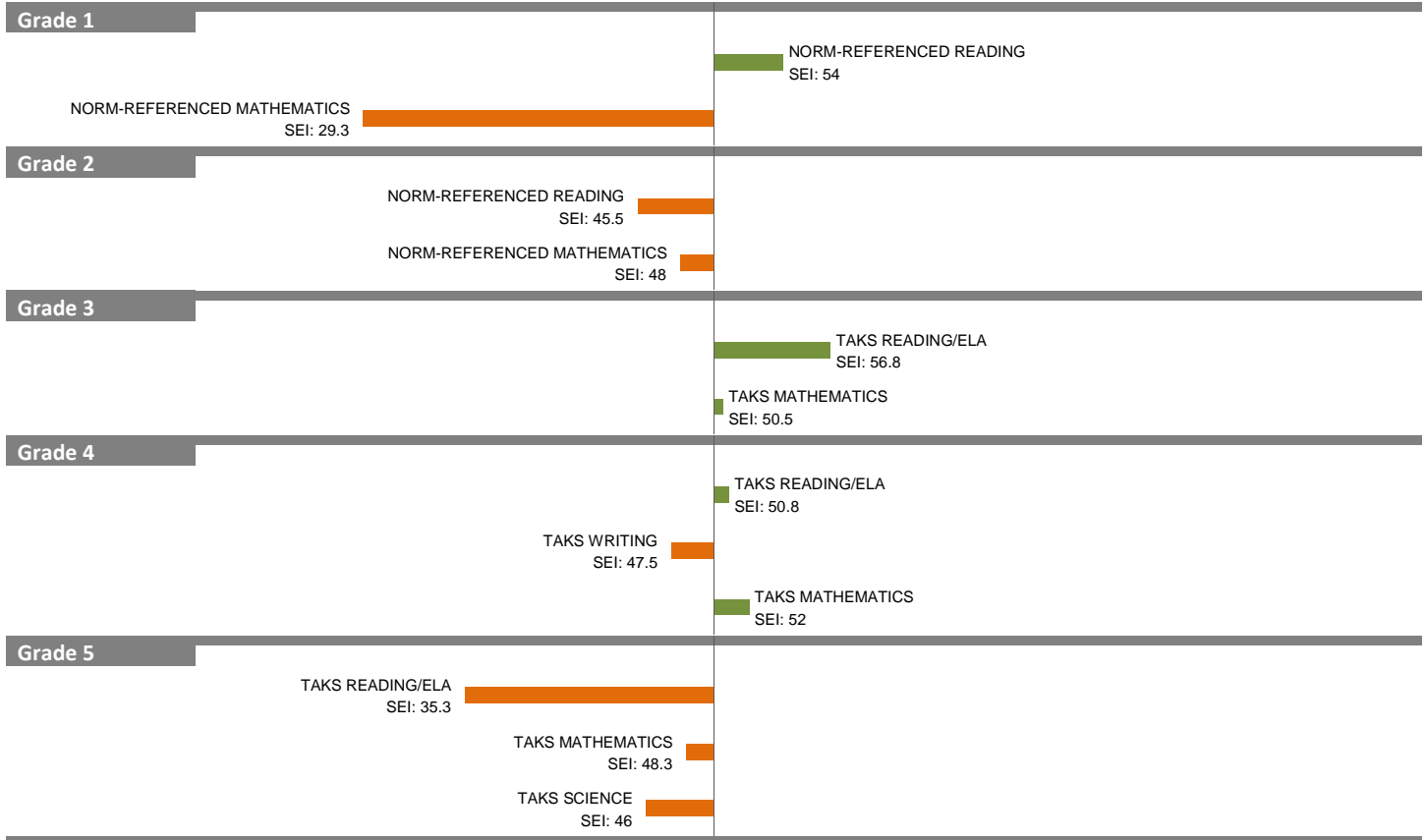
2010-11 School Effectiveness Index (SEI) Analysis

157--JAMES STEPHEN HOGG

2011-12 LC: SOUTHWEST

Overall SEI: 46.3

AEIS Rating: Recognized



NOTES: The overall SEI has a mean of 50 and standard deviation of 5. The range for an “average” overall SEI is 47.5 to 52.5. Component SEIs (i.e., “Grade 5 TAKS READING” or “PSAT WRITING”) each have mean 50 and standard deviation 10, and they are computed only if at least eight students are eligible. The range for an “average” component SEI is 45.0 to 55.0.

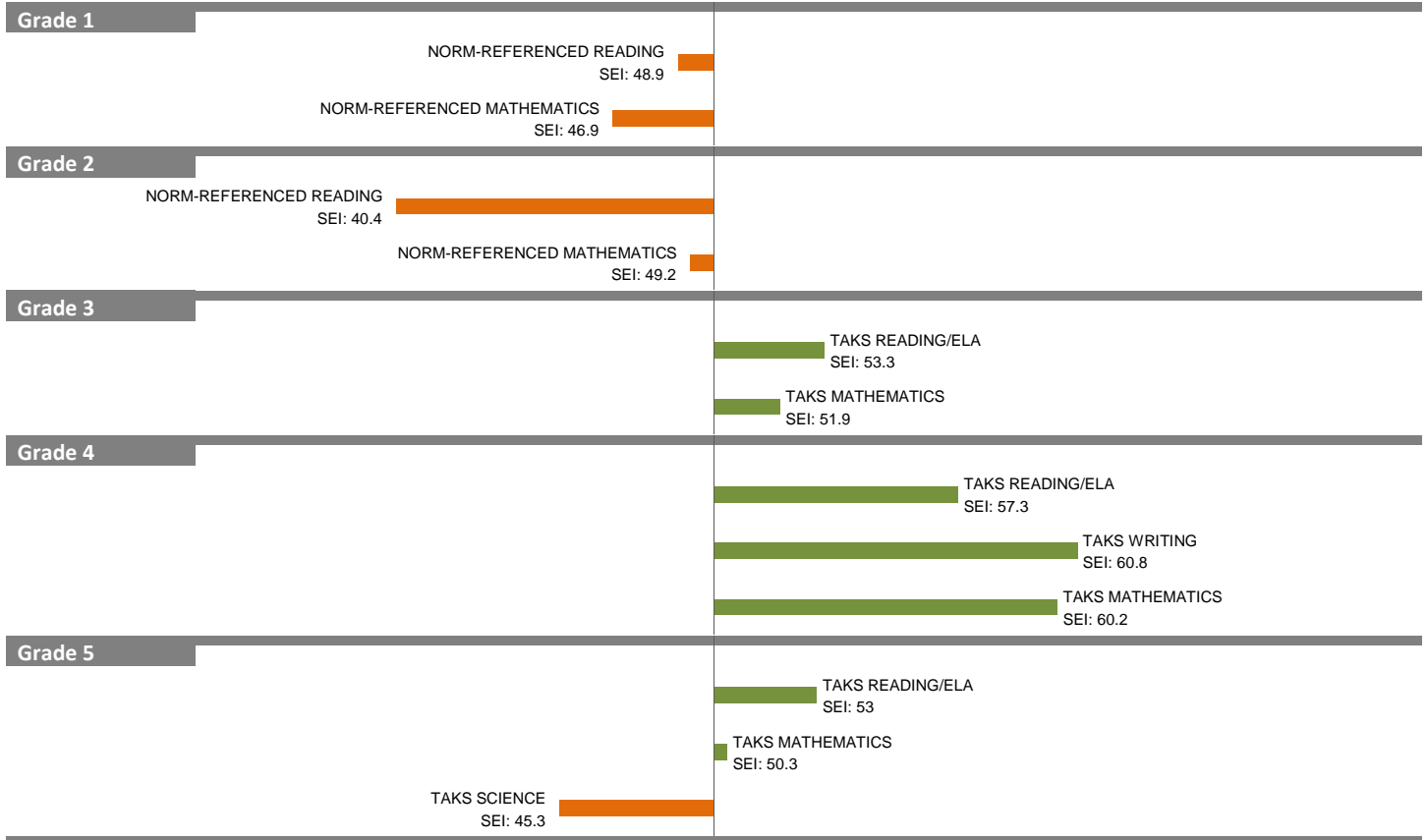
2010-11 School Effectiveness Index (SEI) Analysis

158-LIDA HOOE

Overall SEI: 51.1

2011-12 LC: SOUTHWEST

AEIS Rating: Academically Acceptable



NOTES: The overall SEI has a mean of 50 and standard deviation of 5. The range for an “average” overall SEI is 47.5 to 52.5. Component SEIs (i.e., “Grade 5 TAKS READING” or “PSAT WRITING”) each have mean 50 and standard deviation 10, and they are computed only if at least eight students are eligible. The range for an “average” component SEI is 45.0 to 55.0.

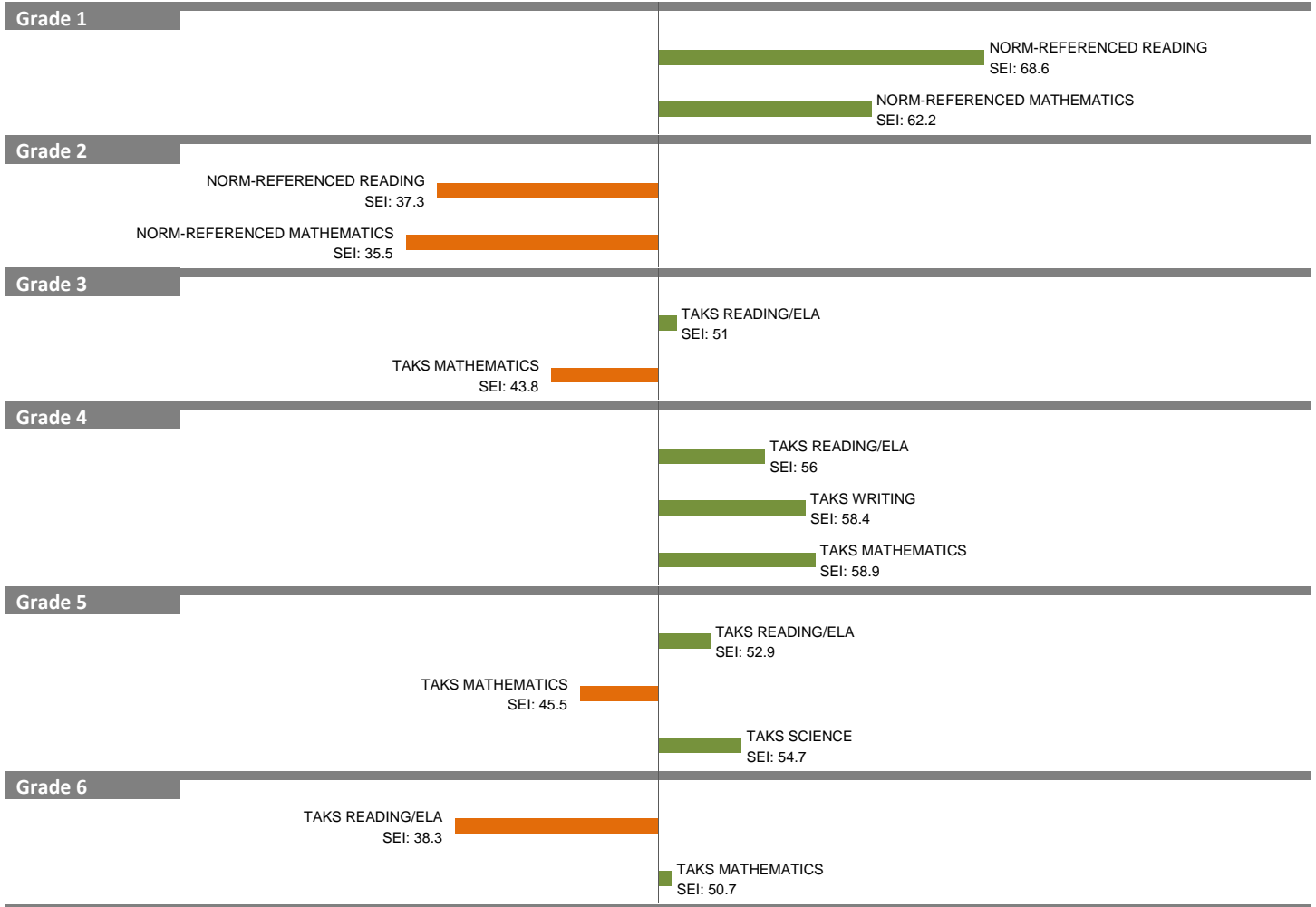
2010-11 School Effectiveness Index (SEI) Analysis

164-ANSON JONES

2011-12 LC: SOUTHWEST

Overall SEI: 50.6

AEIS Rating: Recognized



NOTES: The overall SEI has a mean of 50 and standard deviation of 5. The range for an "average" overall SEI is 47.5 to 52.5. Component SEIs (i.e., "Grade 5 TAKS READING" or "PSAT WRITING") each have mean 50 and standard deviation 10, and they are computed only if at least eight students are eligible. The range for an "average" component SEI is 45.0 to 55.0.

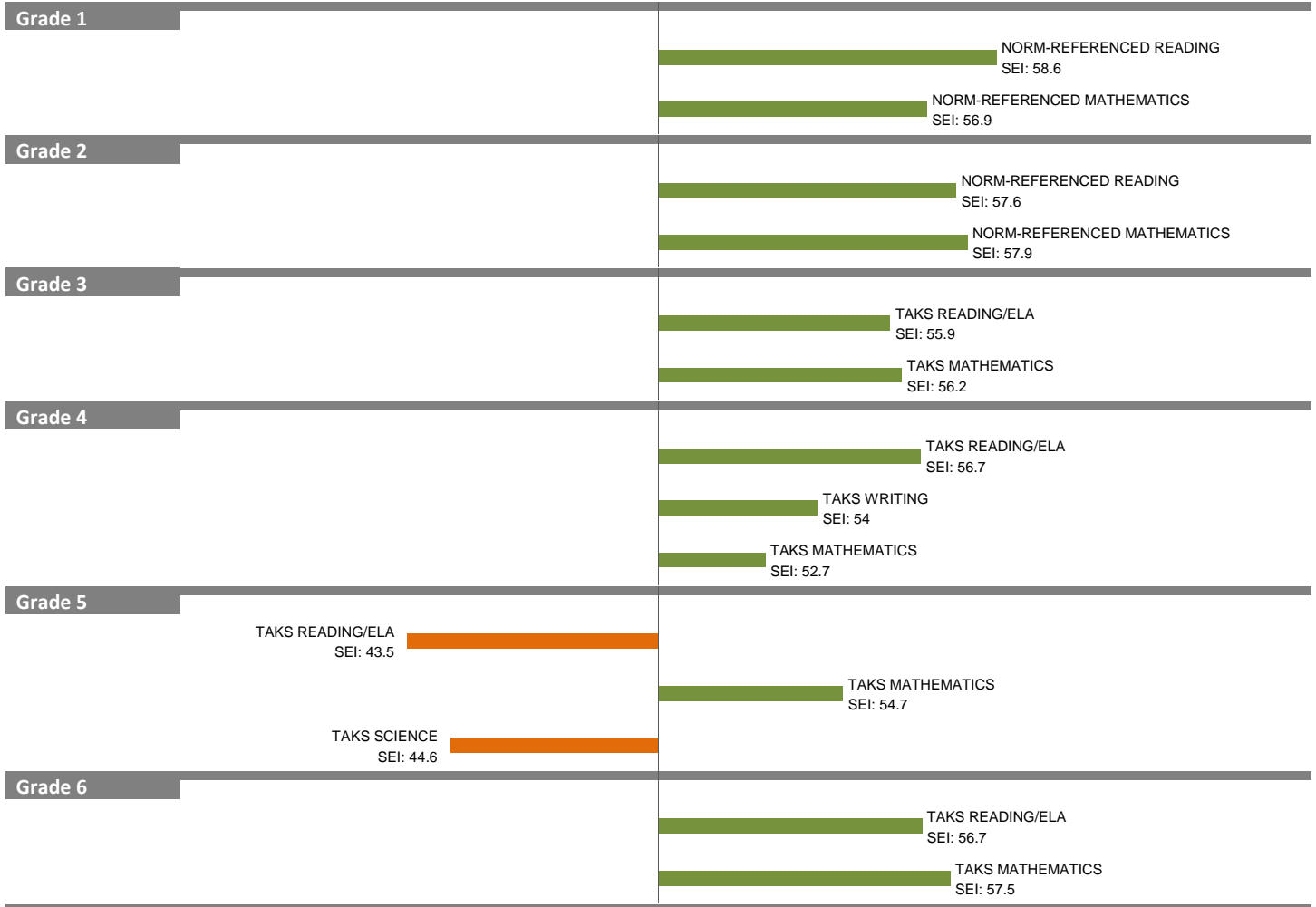
2010-11 School Effectiveness Index (SEI) Analysis

172--JIMMIE TYLER BRASHEAR

2011-12 LC: SOUTHWEST

Overall SEI: 54.4

AEIS Rating: Exemplary



NOTES: The overall SEI has a mean of 50 and standard deviation of 5. The range for an "average" overall SEI is 47.5 to 52.5. Component SEIs (i.e., "Grade 5 TAKS READING" or "PSAT WRITING") each have mean 50 and standard deviation 10, and they are computed only if at least eight students are eligible. The range for an "average" component SEI is 45.0 to 55.0.

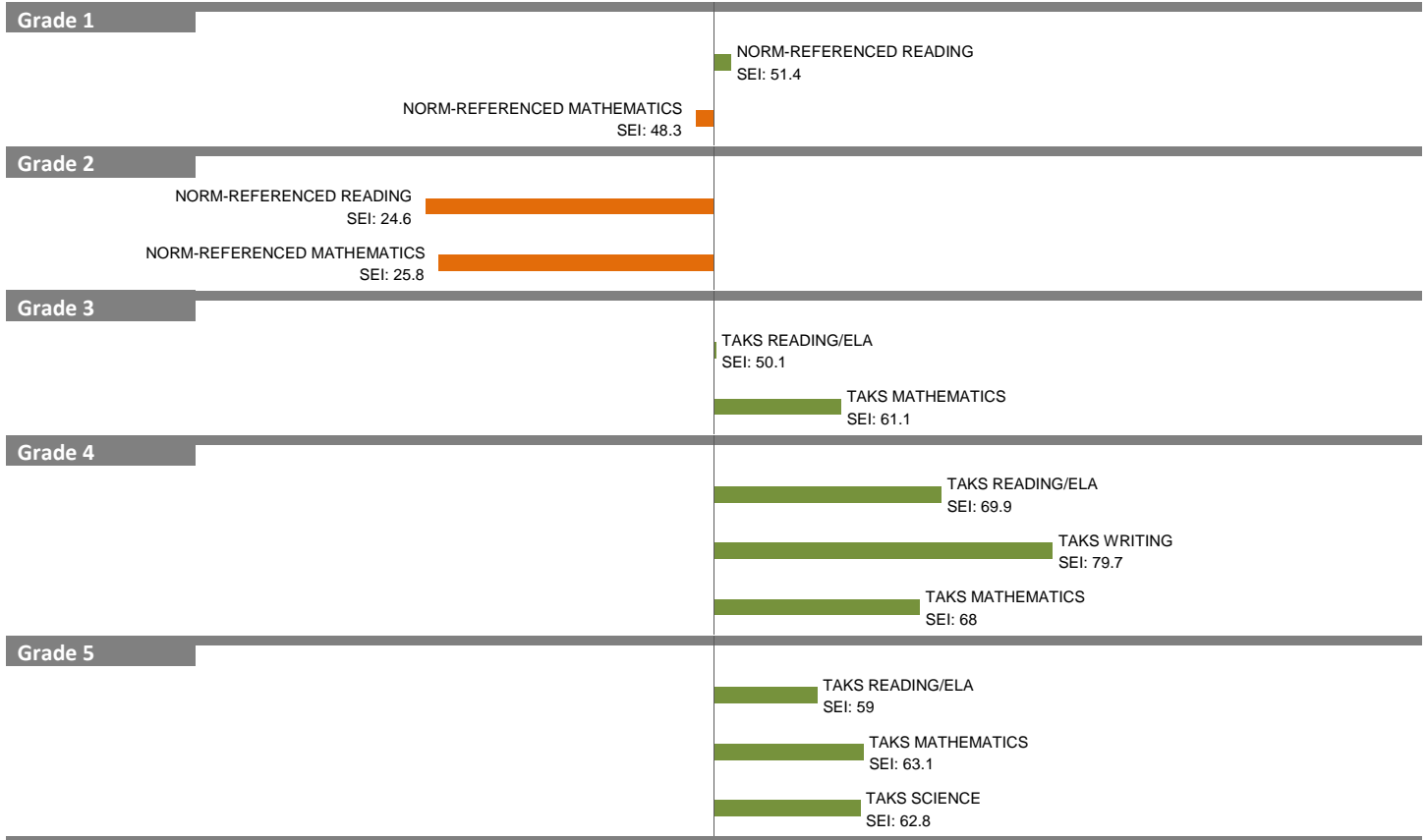
2010-11 School Effectiveness Index (SEI) Analysis

175--UMPHREY LEE

2011-12 LC: SOUTHWEST

Overall SEI: 55.3

AEIS Rating: Exemplary



NOTES: The overall SEI has a mean of 50 and standard deviation of 5. The range for an "average" overall SEI is 47.5 to 52.5. Component SEIs (i.e., "Grade 5 TAKS READING" or "PSAT WRITING") each have mean 50 and standard deviation 10, and they are computed only if at least eight students are eligible. The range for an "average" component SEI is 45.0 to 55.0.

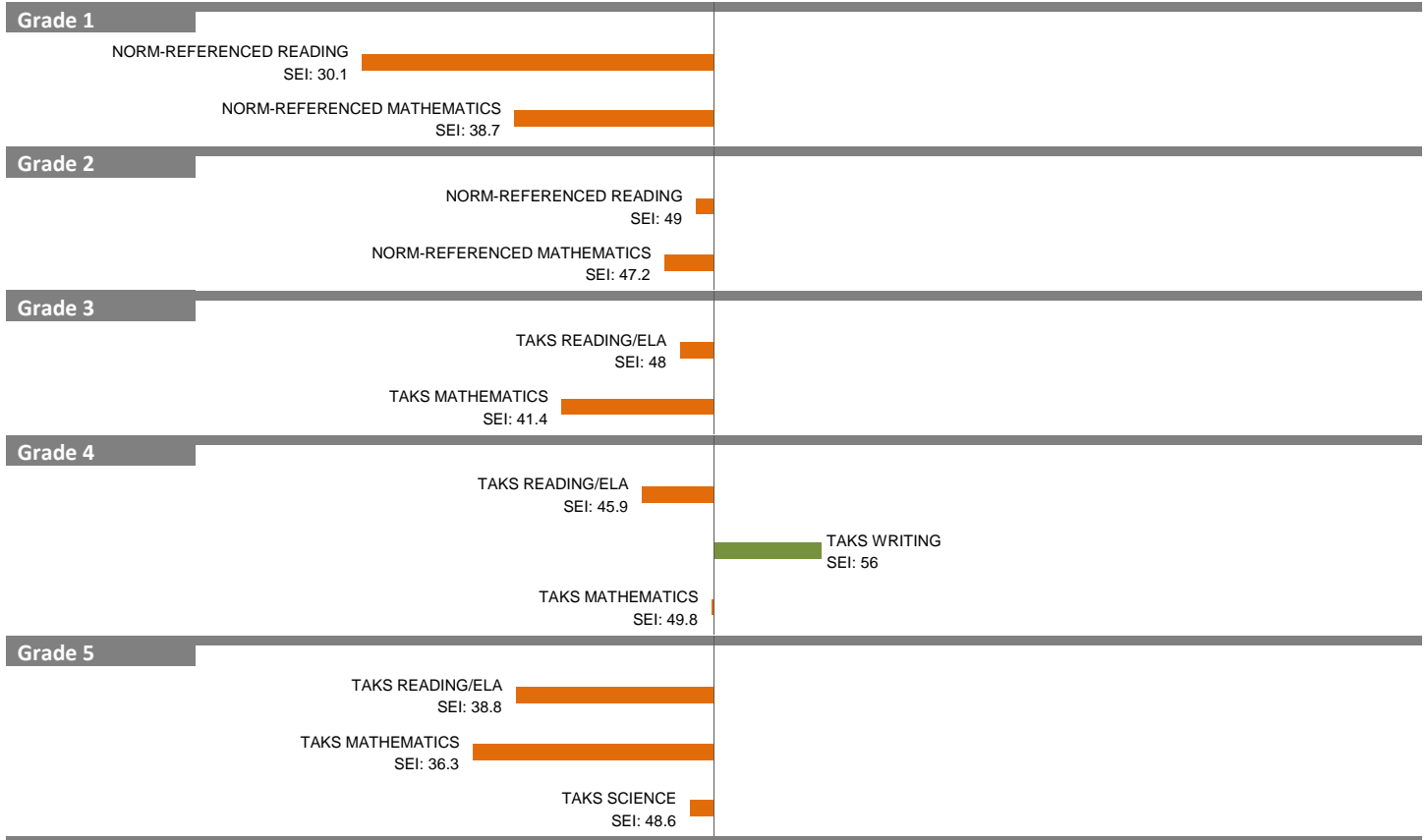
2010-11 School Effectiveness Index (SEI) Analysis

178-H. I. HOLLAND at LISBON

Overall SEI: 43.2

2011-12 LC: SOUTHWEST

AEIS Rating: Academically Unacceptable



NOTES: The overall SEI has a mean of 50 and standard deviation of 5. The range for an “average” overall SEI is 47.5 to 52.5. Component SEIs (i.e., “Grade 5 TAKS READING” or “PSAT WRITING”) each have mean 50 and standard deviation 10, and they are computed only if at least eight students are eligible. The range for an “average” component SEI is 45.0 to 55.0.

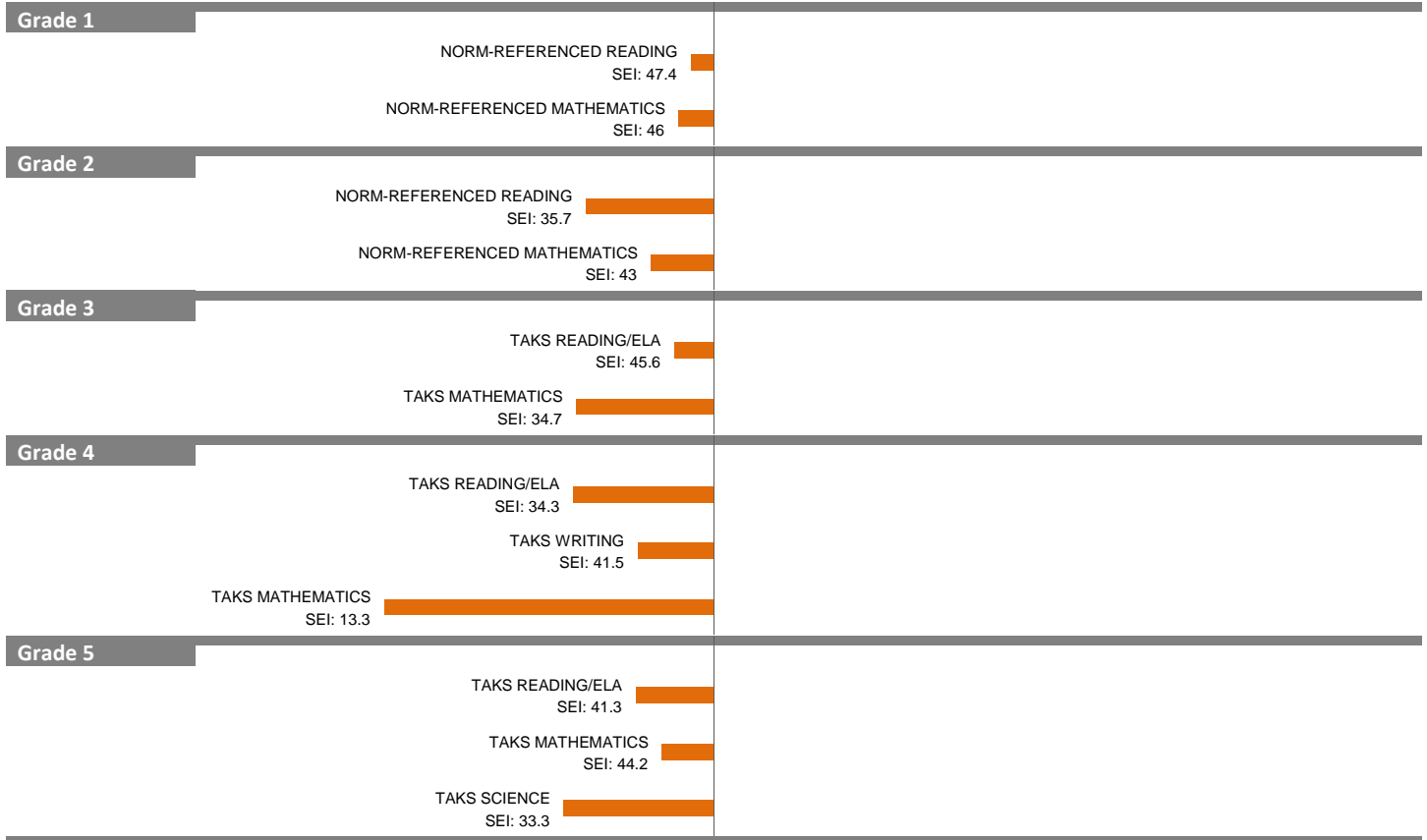
2010-11 School Effectiveness Index (SEI) Analysis

183--THOMAS L. MARSALIS

Overall SEI: 37

2011-12 LC: SOUTHWEST

AEIS Rating: Academically Unacceptable



NOTES: The overall SEI has a mean of 50 and standard deviation of 5. The range for an "average" overall SEI is 47.5 to 52.5. Component SEIs (i.e., "Grade 5 TAKS READING" or "PSAT WRITING") each have mean 50 and standard deviation 10, and they are computed only if at least eight students are eligible. The range for an "average" component SEI is 45.0 to 55.0.

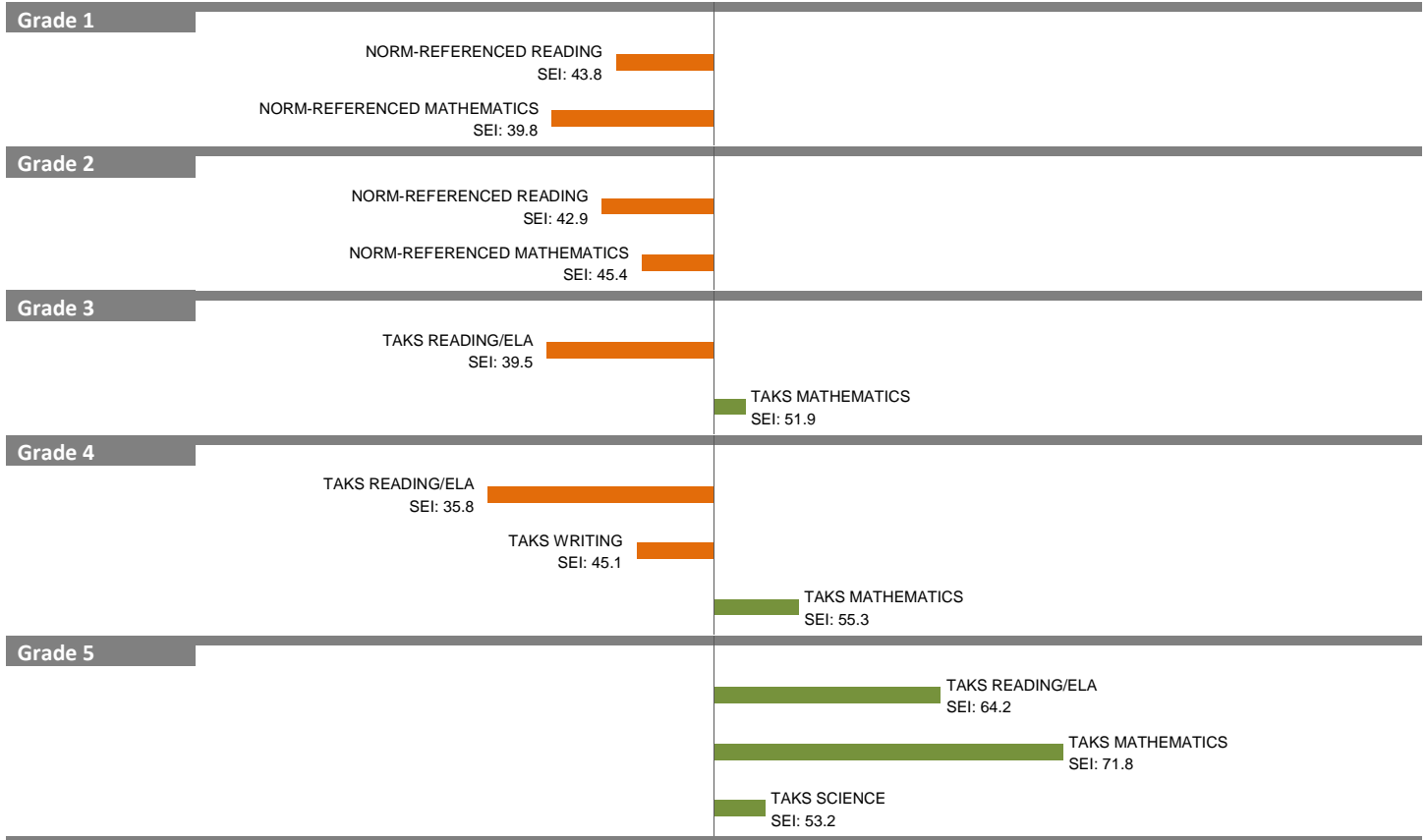
2010-11 School Effectiveness Index (SEI) Analysis

186-ROGER Q. MILLS

Overall SEI: 48.5

2011-12 LC: SOUTHWEST

AEIS Rating: Academically Unacceptable



NOTES: The overall SEI has a mean of 50 and standard deviation of 5. The range for an “average” overall SEI is 47.5 to 52.5. Component SEIs (i.e., “Grade 5 TAKS READING” or “PSAT WRITING”) each have mean 50 and standard deviation 10, and they are computed only if at least eight students are eligible. The range for an “average” component SEI is 45.0 to 55.0.

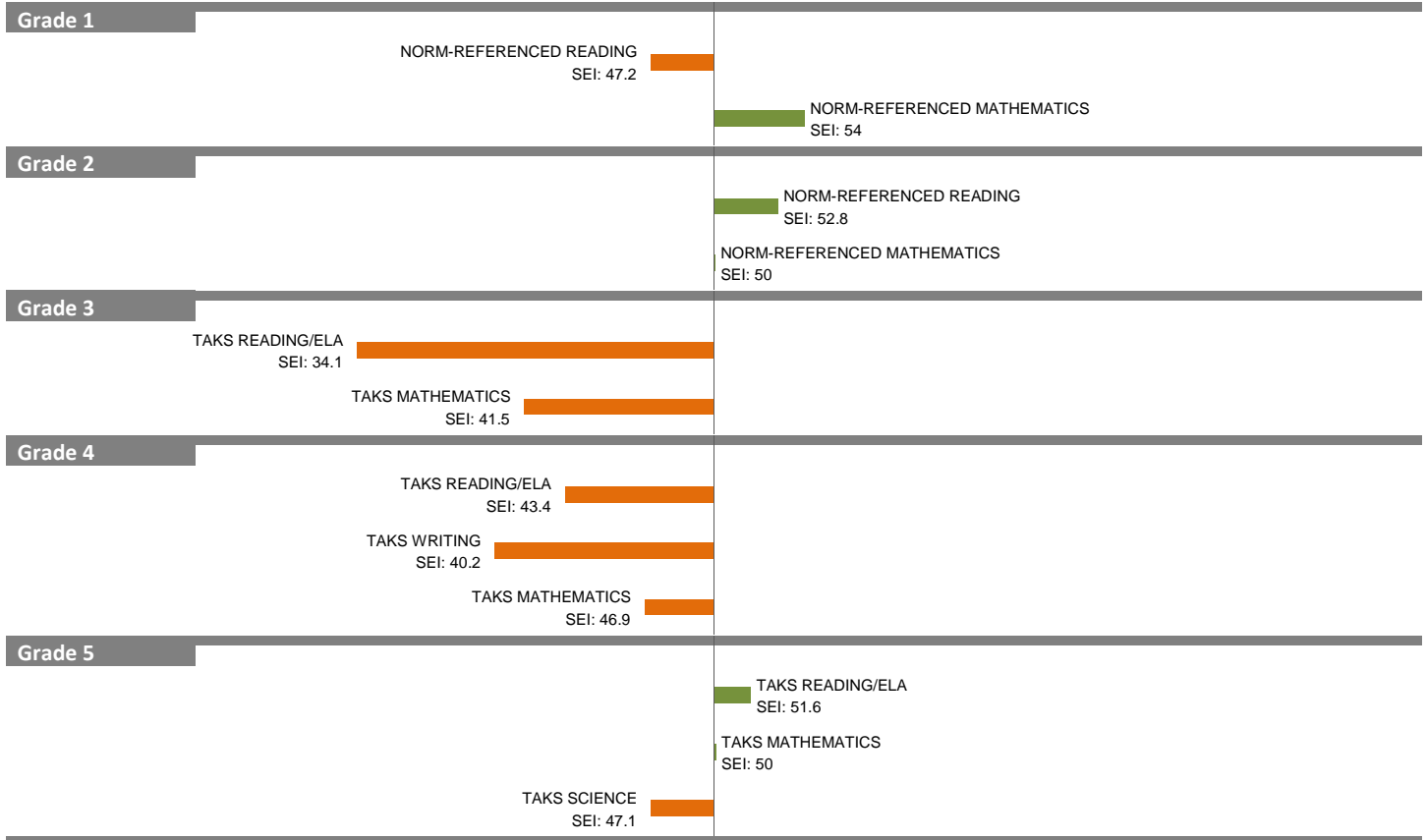
2010-11 School Effectiveness Index (SEI) Analysis

189-CLARA OLIVER

Overall SEI: 45.8

2011-12 LC: SOUTHWEST

AEIS Rating: Academically Acceptable




NOTES: The overall SEI has a mean of 50 and standard deviation of 5. The range for an "average" overall SEI is 47.5 to 52.5. Component SEIs (i.e., "Grade 5 TAKS READING" or "PSAT WRITING") each have mean 50 and standard deviation 10, and they are computed only if at least eight students are eligible. The range for an "average" component SEI is 45.0 to 55.0.

2010-11 School Effectiveness Index (SEI) Analysis

190-GEORGE PEABODY
2011-12 LC: SOUTHWEST

Overall SEI: 48.6
AEIS Rating: Recognized

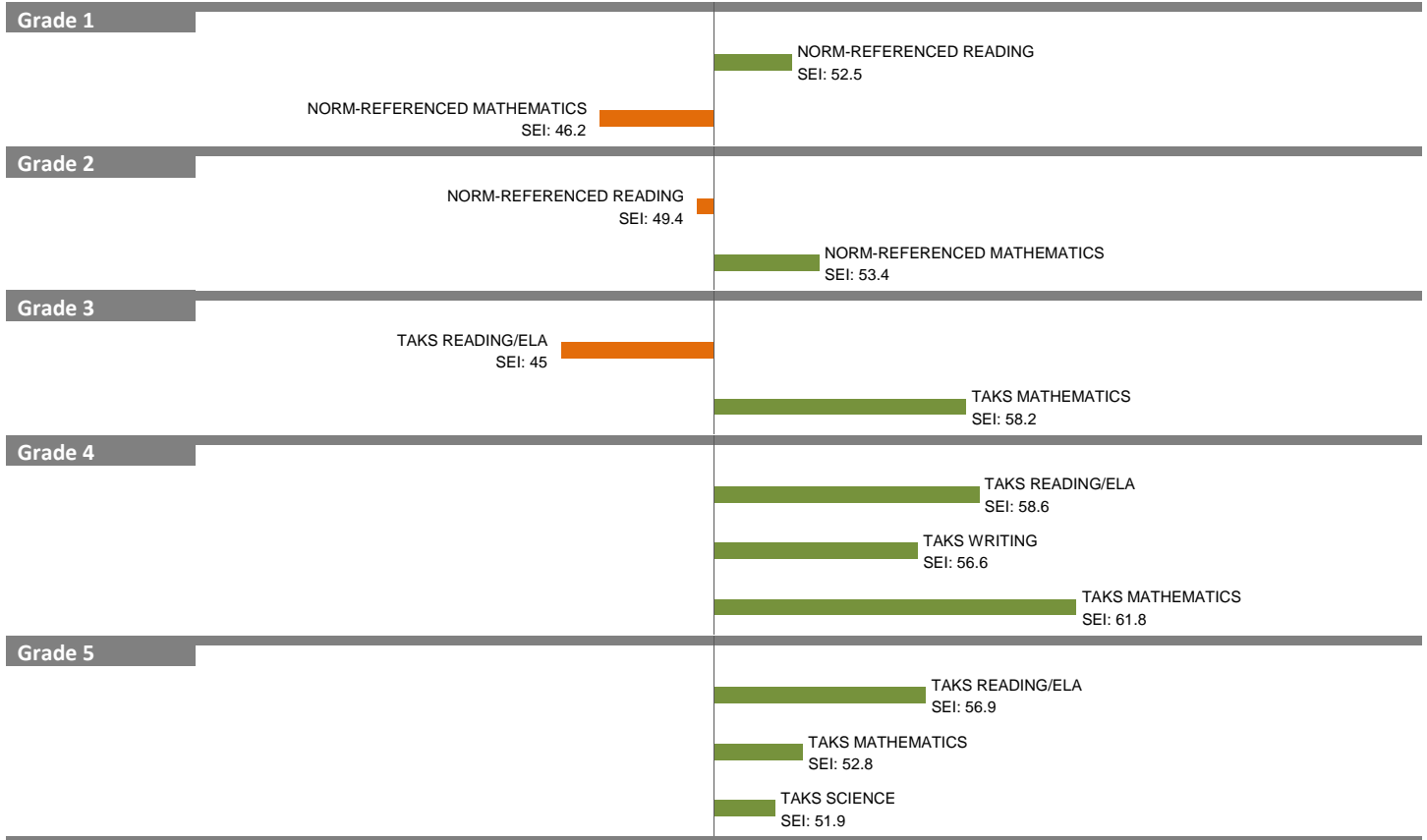


NOTES: The overall SEI has a mean of 50 and standard deviation of 5. The range for an "average" overall SEI is 47.5 to 52.5. Component SEIs (i.e., "Grade 5 TAKS READING" or "PSAT WRITING") each have mean 50 and standard deviation 10, and they are computed only if at least eight students are eligible. The range for an "average" component SEI is 45.0 to 55.0.

2010-11 School Effectiveness Index (SEI) Analysis

192--JOHN F. PEELER
2011-12 LC: SOUTHWEST

Overall SEI: 53.4
AEIS Rating: Academically Acceptable



NOTES: The overall SEI has a mean of 50 and standard deviation of 5. The range for an "average" overall SEI is 47.5 to 52.5. Component SEIs (i.e., "Grade 5 TAKS READING" or "PSAT WRITING") each have mean 50 and standard deviation 10, and they are computed only if at least eight students are eligible. The range for an "average" component SEI is 45.0 to 55.0.

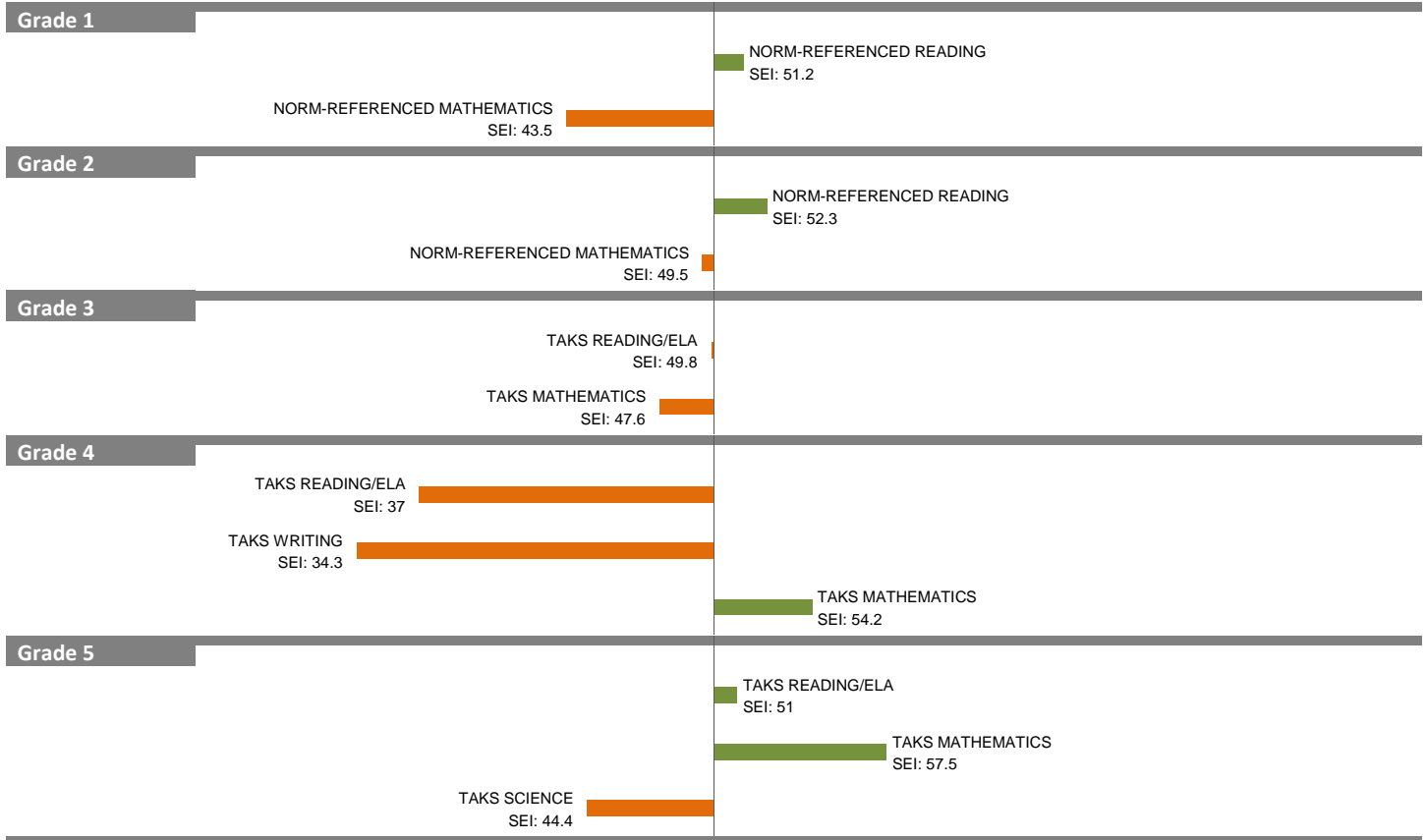
2010-11 School Effectiveness Index (SEI) Analysis

197--JOHN H. REAGAN

Overall SEI: 47

2011-12 LC: SOUTHWEST

AEIS Rating: Academically Acceptable



NOTES: The overall SEI has a mean of 50 and standard deviation of 5. The range for an “average” overall SEI is 47.5 to 52.5. Component SEIs (i.e., “Grade 5 TAKS READING” or “PSAT WRITING”) each have mean 50 and standard deviation 10, and they are computed only if at least eight students are eligible. The range for an “average” component SEI is 45.0 to 55.0.

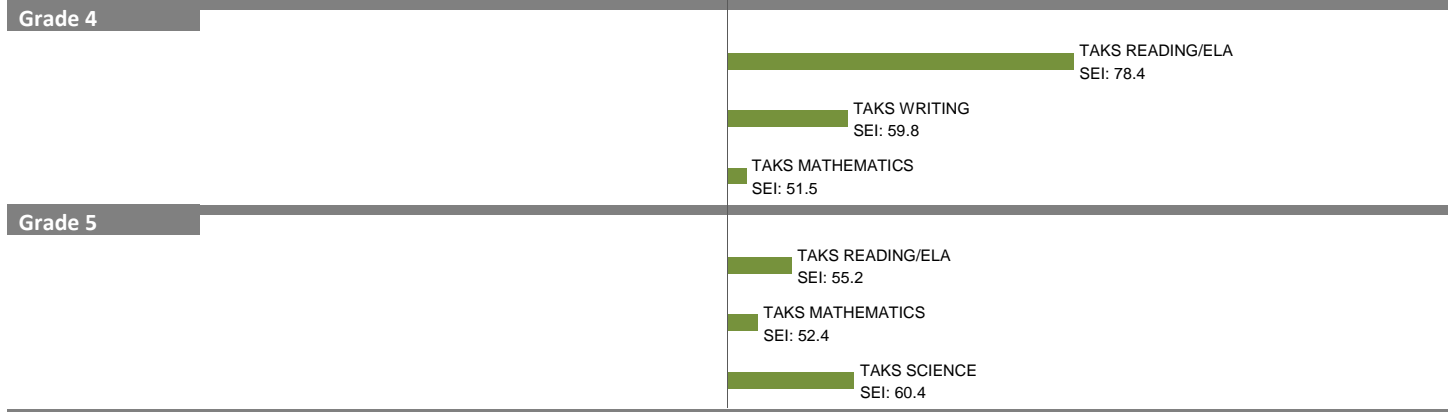
2010-11 School Effectiveness Index (SEI) Analysis

205--CLINTON P. RUSSELL

2011-12 LC: SOUTHWEST

Overall SEI: 59.9

AEIS Rating: Exemplary



NOTES: The overall SEI has a mean of 50 and standard deviation of 5. The range for an "average" overall SEI is 47.5 to 52.5. Component SEIs (i.e., "Grade 5 TAKS READING" or "PSAT WRITING") each have mean 50 and standard deviation 10, and they are computed only if at least eight students are eligible. The range for an "average" component SEI is 45.0 to 55.0.

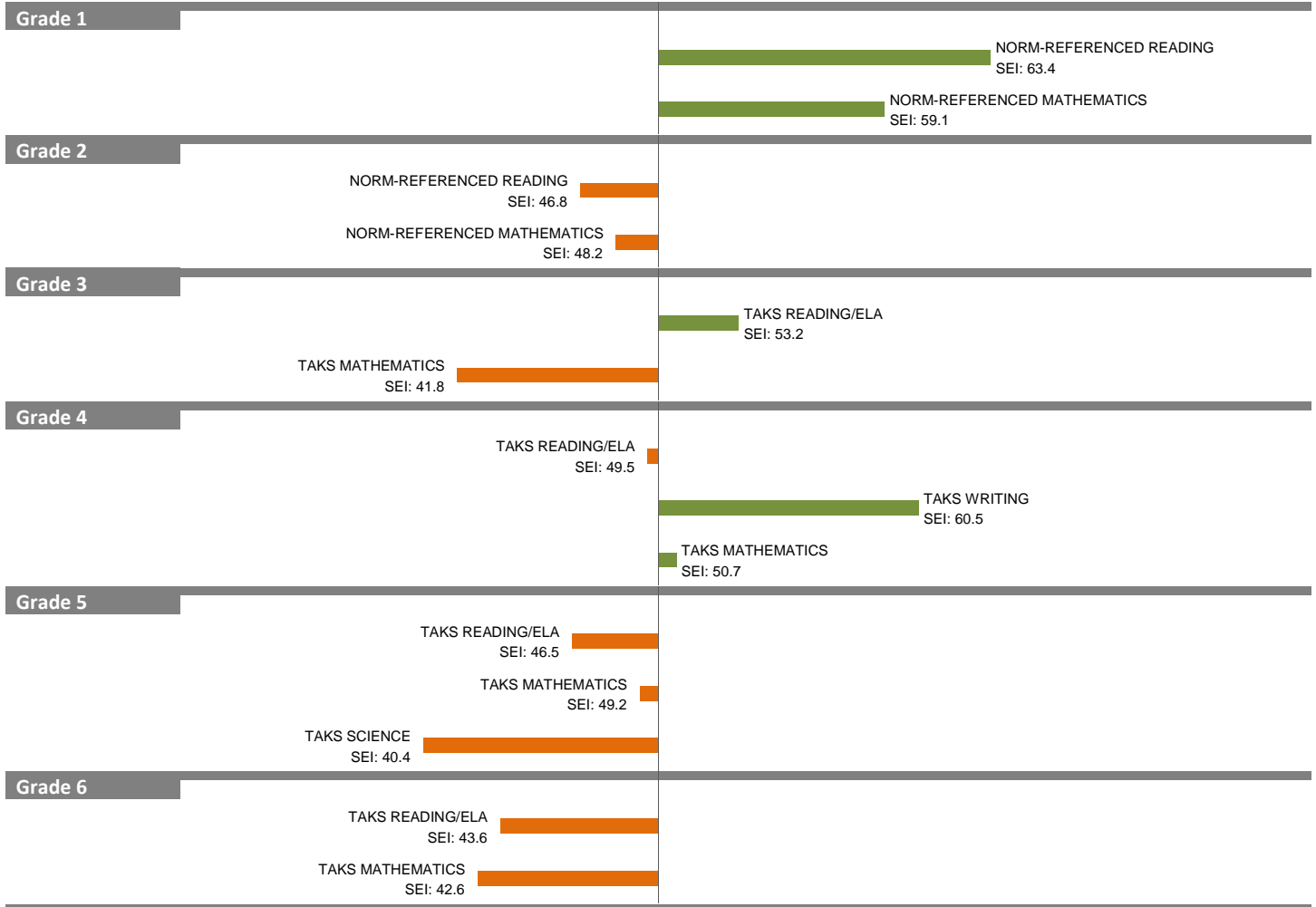
2010-11 School Effectiveness Index (SEI) Analysis

210-LESLIE A. STEMMONS

Overall SEI: 49.2

2011-12 LC: SOUTHWEST

AEIS Rating: Academically Acceptable



NOTES: The overall SEI has a mean of 50 and standard deviation of 5. The range for an "average" overall SEI is 47.5 to 52.5. Component SEIs (i.e., "Grade 5 TAKS READING" or "PSAT WRITING") each have mean 50 and standard deviation 10, and they are computed only if at least eight students are eligible. The range for an "average" component SEI is 45.0 to 55.0.

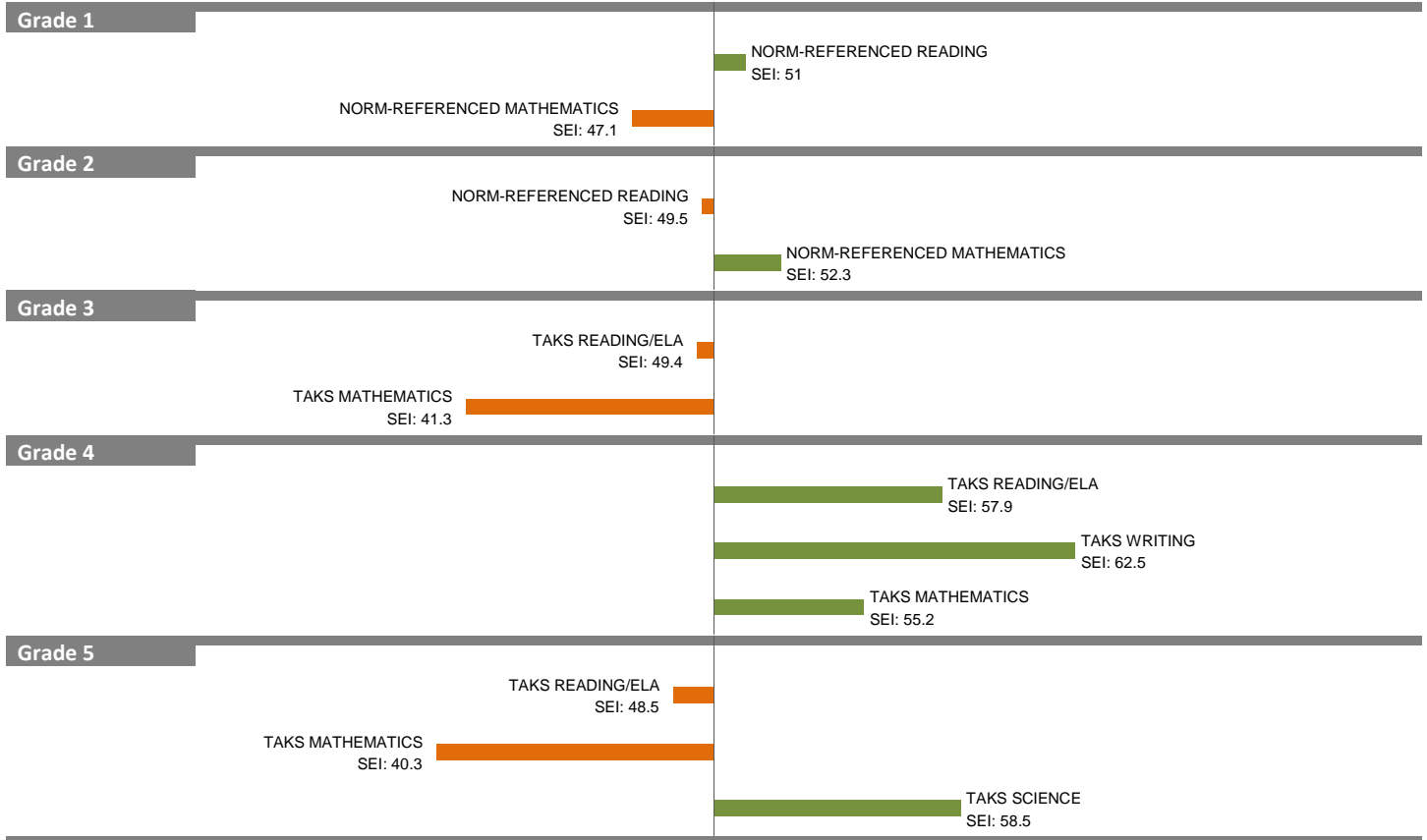
2010-11 School Effectiveness Index (SEI) Analysis

213--T. G. TERRY

2011-12 LC: SOUTHWEST

Overall SEI: 50.7

AEIS Rating: Recognized



NOTES: The overall SEI has a mean of 50 and standard deviation of 5. The range for an “average” overall SEI is 47.5 to 52.5. Component SEIs (i.e., “Grade 5 TAKS READING” or “PSAT WRITING”) each have mean 50 and standard deviation 10, and they are computed only if at least eight students are eligible. The range for an “average” component SEI is 45.0 to 55.0.


2010-11 School Effectiveness Index (SEI) Analysis

215-ROBERT L. THORNTON

2011-12 LC: SOUTHWEST

Overall SEI: 55.2

AEIS Rating: Recognized

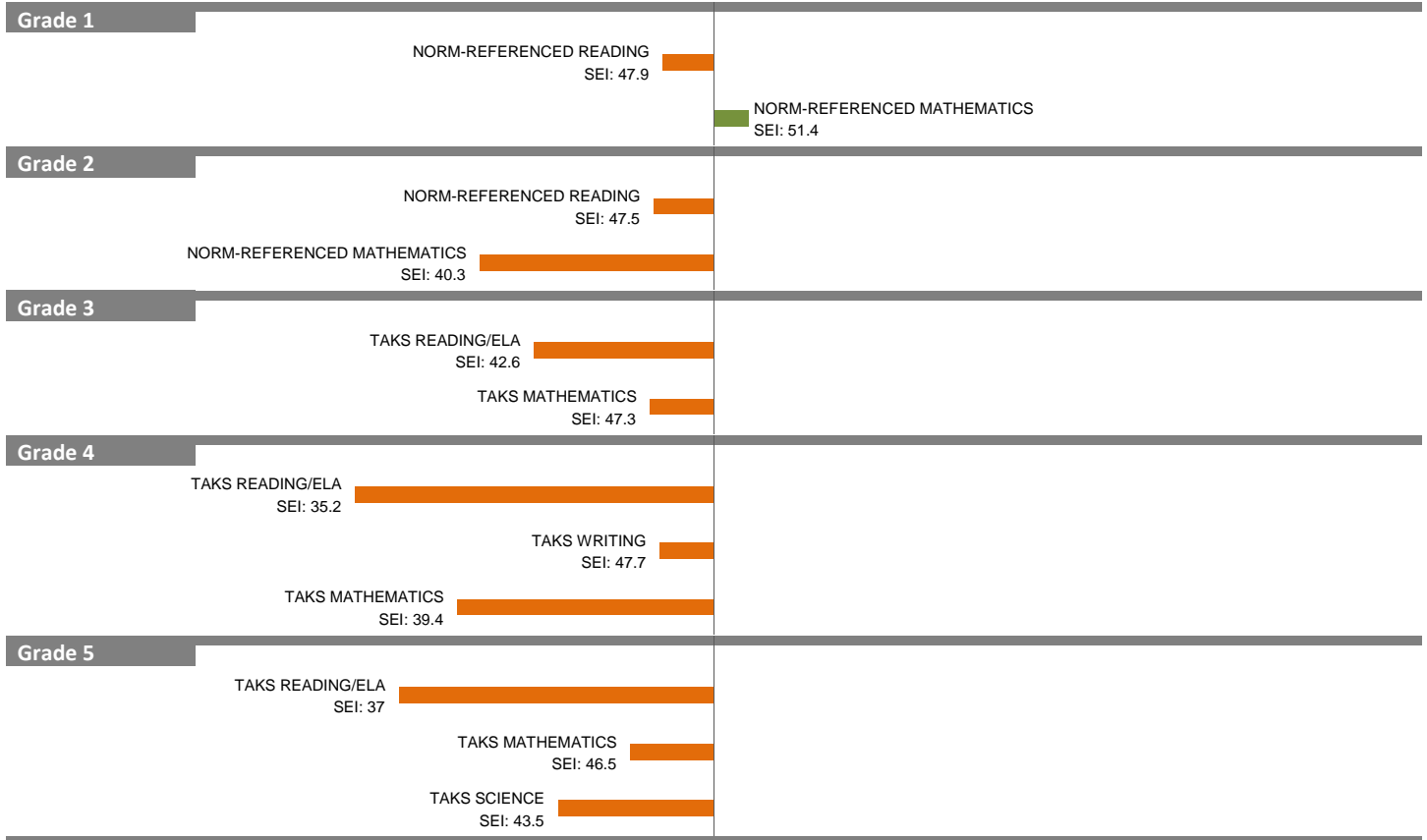


NOTES: The overall SEI has a mean of 50 and standard deviation of 5. The range for an “average” overall SEI is 47.5 to 52.5. Component SEIs (i.e., “Grade 5 TAKS READING” or “PSAT WRITING”) each have mean 50 and standard deviation 10, and they are computed only if at least eight students are eligible. The range for an “average” component SEI is 45.0 to 55.0.

2010-11 School Effectiveness Index (SEI) Analysis

219-ADELLE TURNER
2011-12 LC: SOUTHWEST

Overall SEI: 42.9
AEIS Rating: Recognized



NOTES: The overall SEI has a mean of 50 and standard deviation of 5. The range for an "average" overall SEI is 47.5 to 52.5. Component SEIs (i.e., "Grade 5 TAKS READING" or "PSAT WRITING") each have mean 50 and standard deviation 10, and they are computed only if at least eight students are eligible. The range for an "average" component SEI is 45.0 to 55.0.

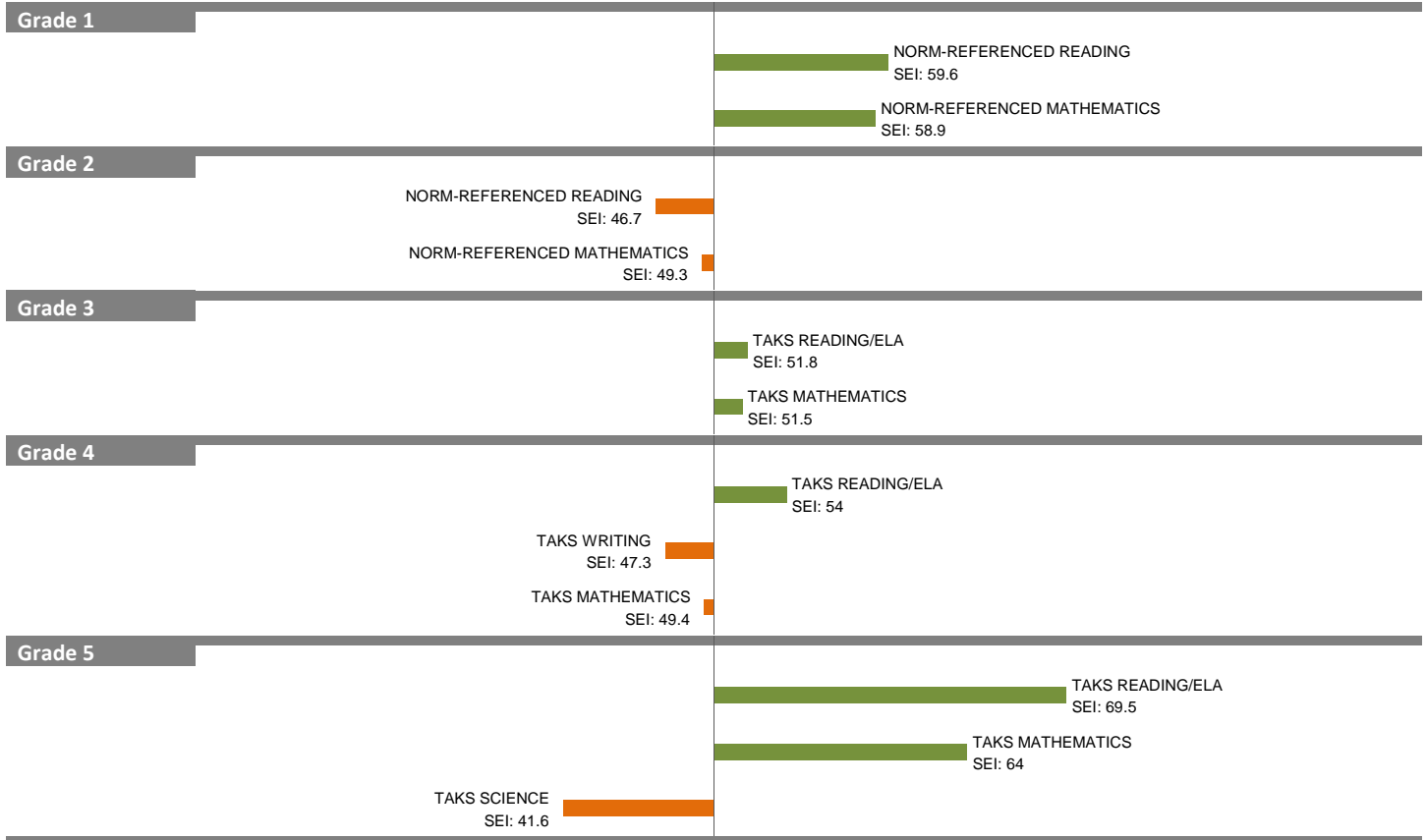
2010-11 School Effectiveness Index (SEI) Analysis

220-MARK TWAIN

Overall SEI: 53.4

2011-12 LC: SOUTHWEST

AEIS Rating: Academically Acceptable



NOTES: The overall SEI has a mean of 50 and standard deviation of 5. The range for an “average” overall SEI is 47.5 to 52.5. Component SEIs (i.e., “Grade 5 TAKS READING” or “PSAT WRITING”) each have mean 50 and standard deviation 10, and they are computed only if at least eight students are eligible. The range for an “average” component SEI is 45.0 to 55.0.

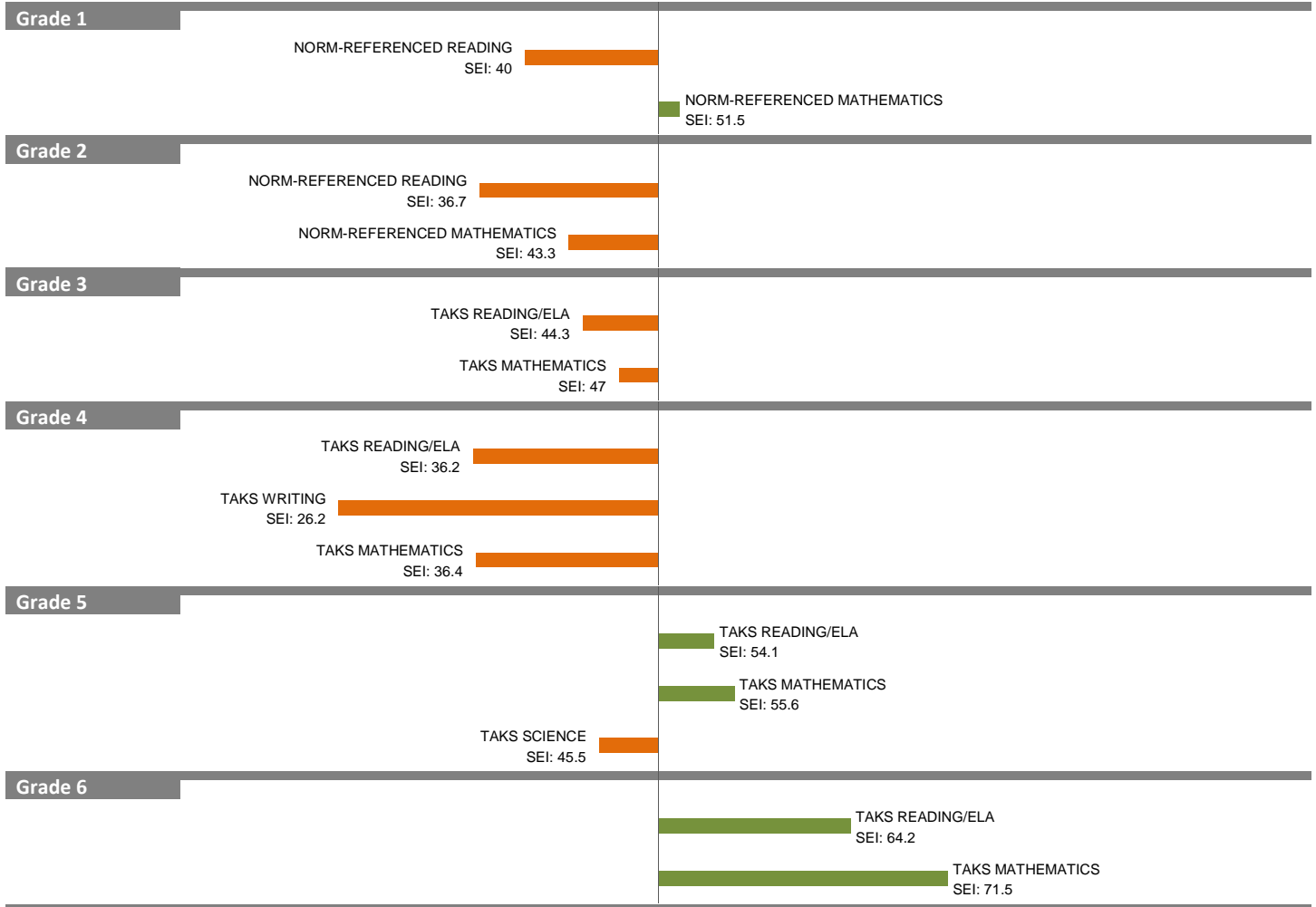
2010-11 School Effectiveness Index (SEI) Analysis

225--DANIEL WEBSTER

Overall SEI: 45.9

2011-12 LC: SOUTHWEST

AEIS Rating: Academically Acceptable



NOTES: The overall SEI has a mean of 50 and standard deviation of 5. The range for an "average" overall SEI is 47.5 to 52.5. Component SEIs (i.e., "Grade 5 TAKS READING" or "PSAT WRITING") each have mean 50 and standard deviation 10, and they are computed only if at least eight students are eligible. The range for an "average" component SEI is 45.0 to 55.0.

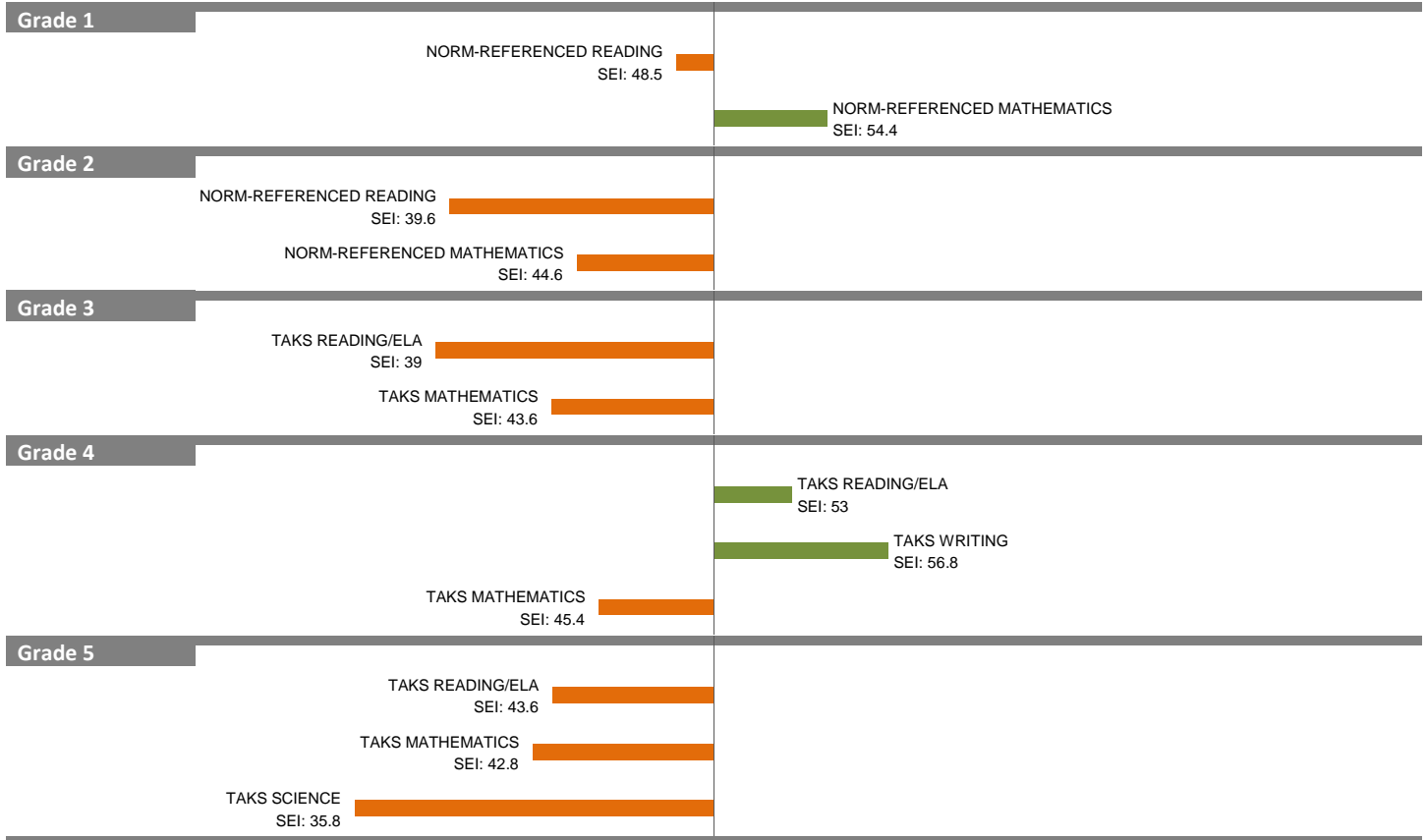
2010-11 School Effectiveness Index (SEI) Analysis

226--MARTIN WEISS

Overall SEI: 44.8

2011-12 LC: SOUTHWEST

AEIS Rating: Academically Acceptable



NOTES: The overall SEI has a mean of 50 and standard deviation of 5. The range for an "average" overall SEI is 47.5 to 52.5. Component SEIs (i.e., "Grade 5 TAKS READING" or "PSAT WRITING") each have mean 50 and standard deviation 10, and they are computed only if at least eight students are eligible. The range for an "average" component SEI is 45.0 to 55.0.


2010-11 School Effectiveness Index (SEI) Analysis

229--WINNETKA

Overall SEI: 52.4

2011-12 LC: SOUTHWEST

AEIS Rating: Academically Acceptable



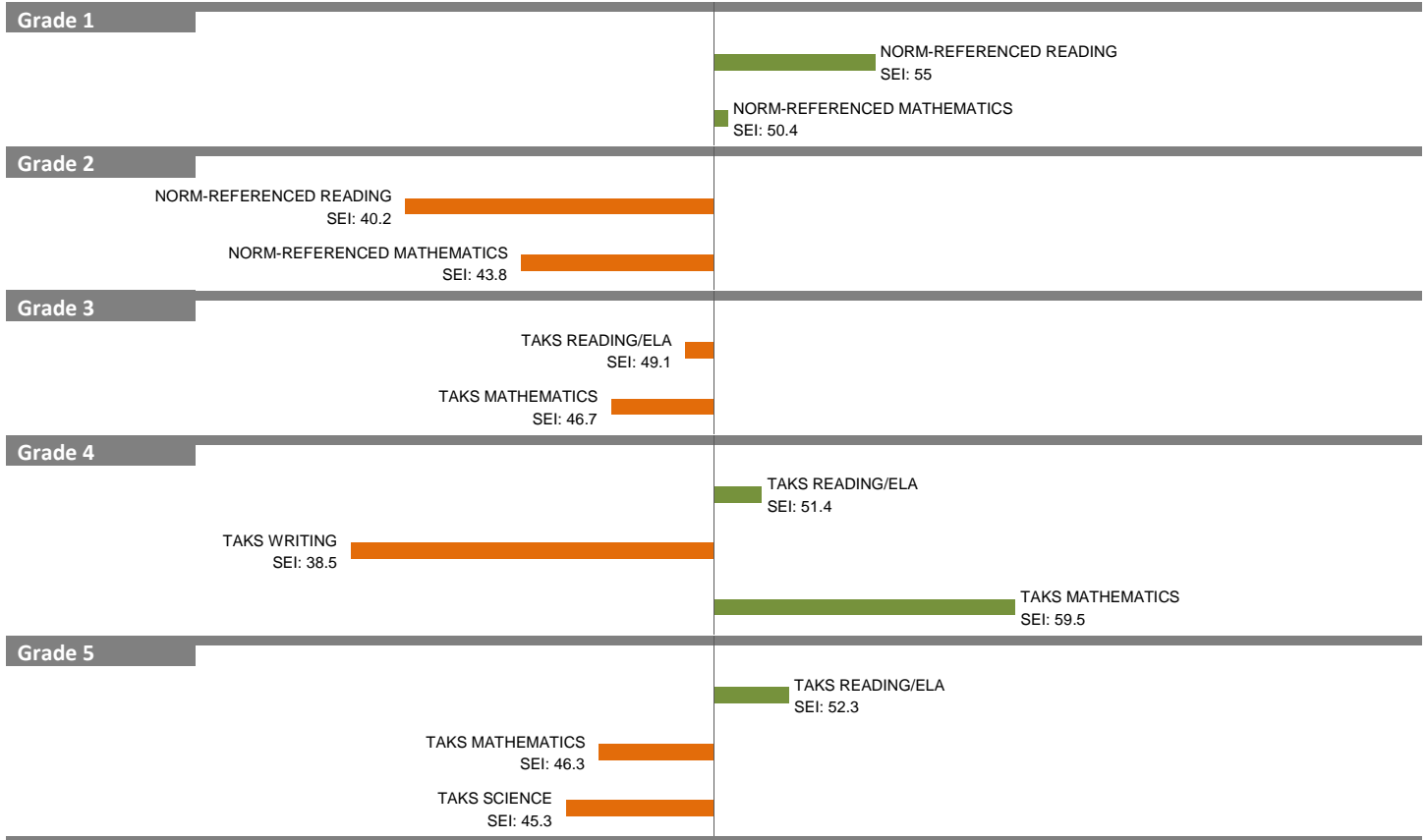
NOTES: The overall SEI has a mean of 50 and standard deviation of 5. The range for an "average" overall SEI is 47.5 to 52.5. Component SEIs (i.e., "Grade 5 TAKS READING" or "PSAT WRITING") each have mean 50 and standard deviation 10, and they are computed only if at least eight students are eligible. The range for an "average" component SEI is 45.0 to 55.0.

2010-11 School Effectiveness Index (SEI) Analysis

235--BIRDIE ALEXANDER
2011-12 LC: SOUTHWEST

Overall SEI: 47.6

AEIS Rating: Academically Acceptable



NOTES: The overall SEI has a mean of 50 and standard deviation of 5. The range for an "average" overall SEI is 47.5 to 52.5. Component SEIs (i.e., "Grade 5 TAKS READING" or "PSAT WRITING") each have mean 50 and standard deviation 10, and they are computed only if at least eight students are eligible. The range for an "average" component SEI is 45.0 to 55.0.

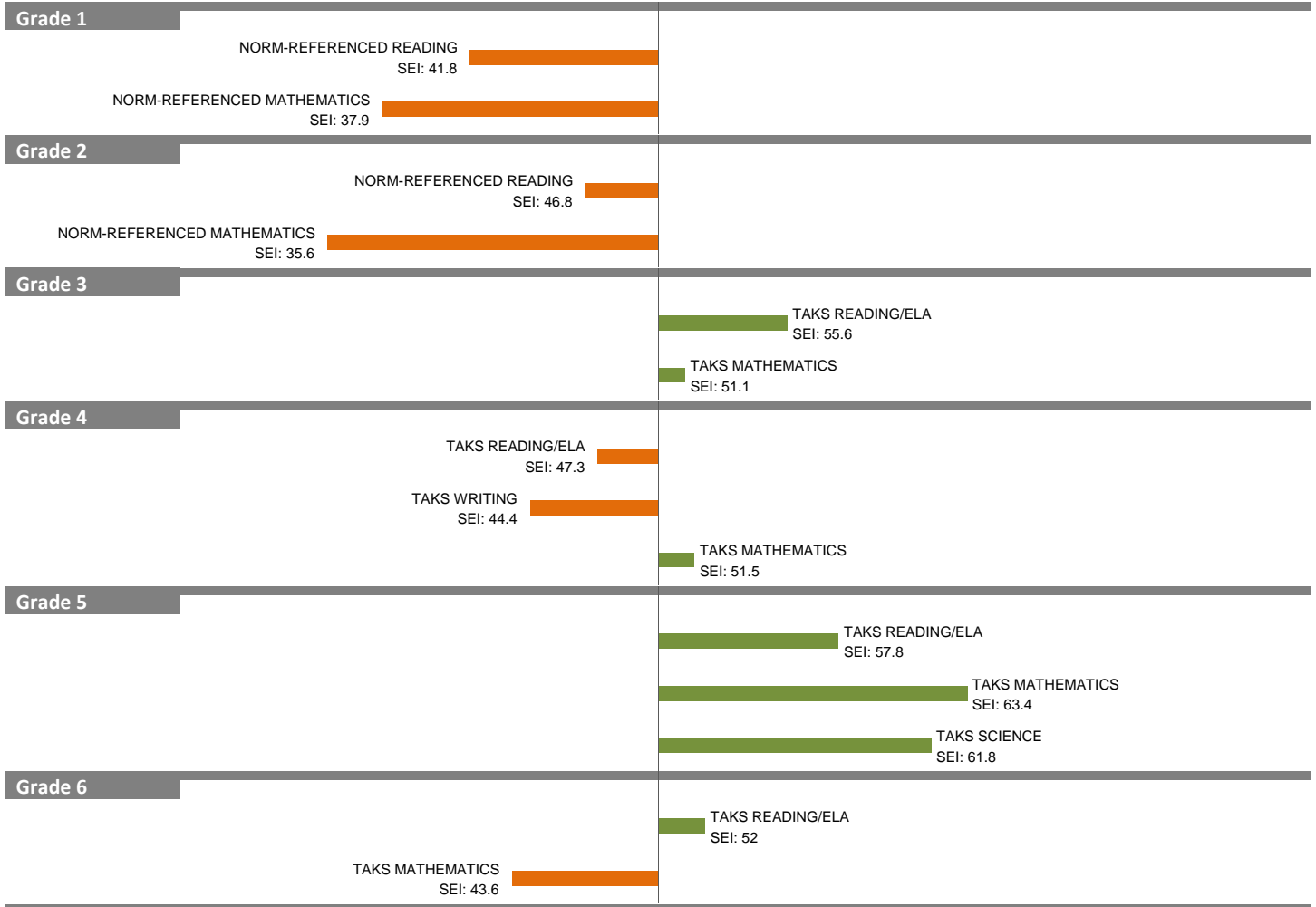
2010-11 School Effectiveness Index (SEI) Analysis

236--NANCY JANE COCHRAN

Overall SEI: 48.8

2011-12 LC: SOUTHWEST

AEIS Rating: Academically Acceptable



NOTES: The overall SEI has a mean of 50 and standard deviation of 5. The range for an "average" overall SEI is 47.5 to 52.5. Component SEIs (i.e., "Grade 5 TAKS READING" or "PSAT WRITING") each have mean 50 and standard deviation 10, and they are computed only if at least eight students are eligible. The range for an "average" component SEI is 45.0 to 55.0.

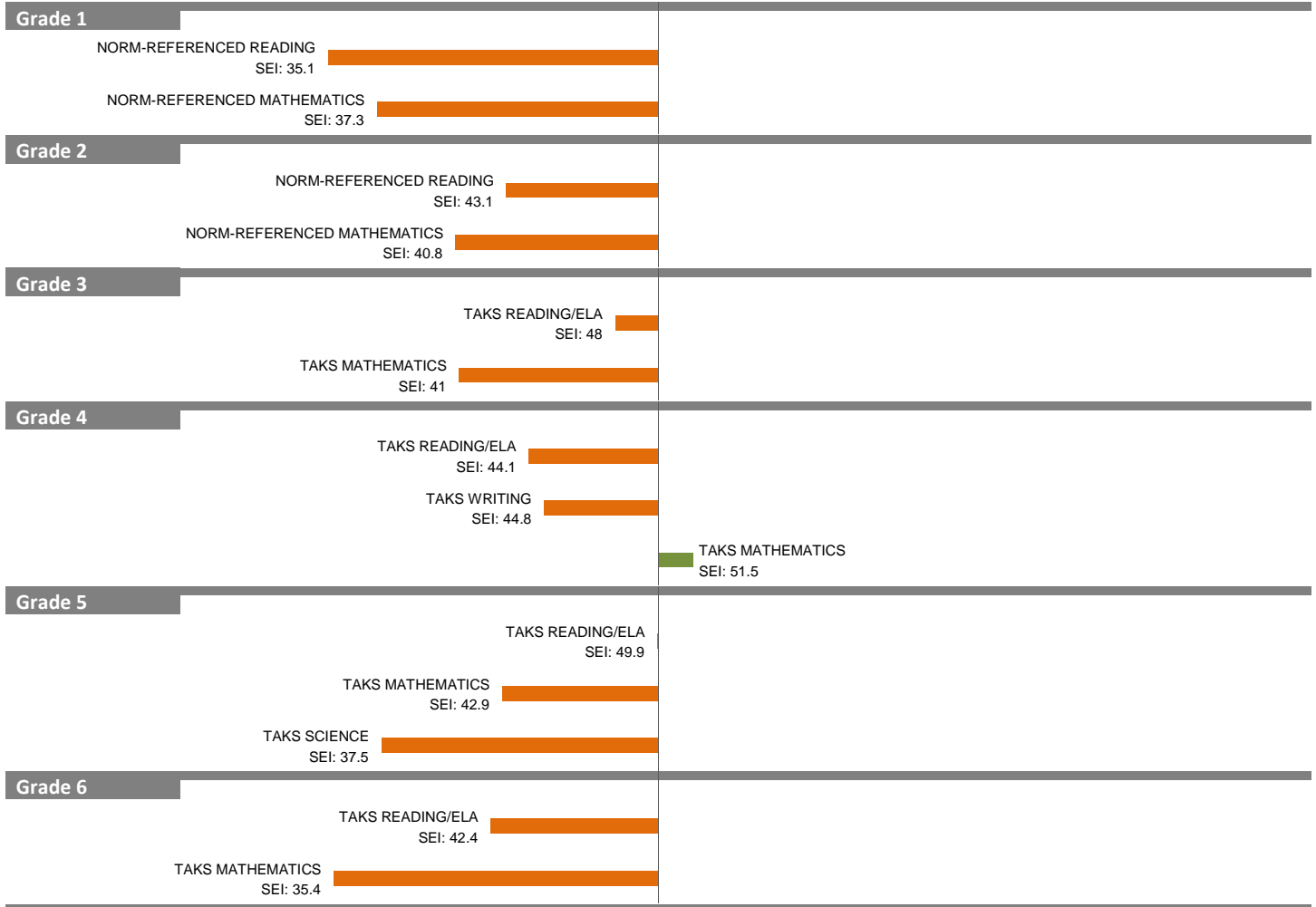
2010-11 School Effectiveness Index (SEI) Analysis

239-ARTURO SALAZAR

Overall SEI: 41.4

2011-12 LC: SOUTHWEST

AEIS Rating: Academically Acceptable




NOTES: The overall SEI has a mean of 50 and standard deviation of 5. The range for an “average” overall SEI is 47.5 to 52.5. Component SEIs (i.e., “Grade 5 TAKS READING” or “PSAT WRITING”) each have mean 50 and standard deviation 10, and they are computed only if at least eight students are eligible. The range for an “average” component SEI is 45.0 to 55.0.

2010-11 School Effectiveness Index (SEI) Analysis

249-ERASMO SEGUIN
2011-12 LC: SOUTHWEST

Overall SEI: 49.5
AEIS Rating: Recognized

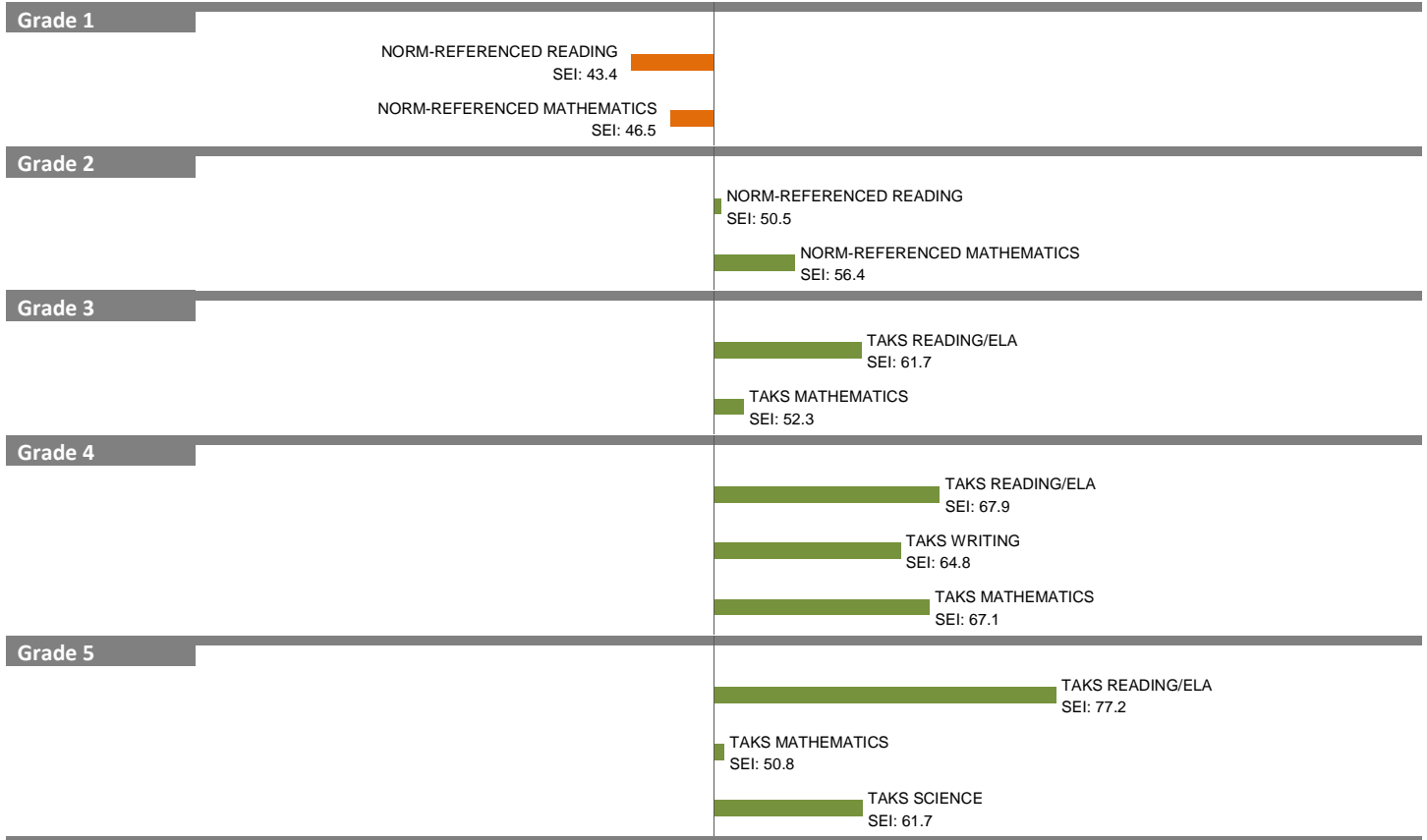


NOTES: The overall SEI has a mean of 50 and standard deviation of 5. The range for an “average” overall SEI is 47.5 to 52.5. Component SEIs (i.e., “Grade 5 TAKS READING” or “PSAT WRITING”) each have mean 50 and standard deviation 10, and they are computed only if at least eight students are eligible. The range for an “average” component SEI is 45.0 to 55.0.

2010-11 School Effectiveness Index (SEI) Analysis

264-RONALD MCNAIR
2011-12 LC: SOUTHWEST

Overall SEI: 58.5
AEIS Rating: Exemplary



NOTES: The overall SEI has a mean of 50 and standard deviation of 5. The range for an “average” overall SEI is 47.5 to 52.5. Component SEIs (i.e., “Grade 5 TAKS READING” or “PSAT WRITING”) each have mean 50 and standard deviation 10, and they are computed only if at least eight students are eligible. The range for an “average” component SEI is 45.0 to 55.0.

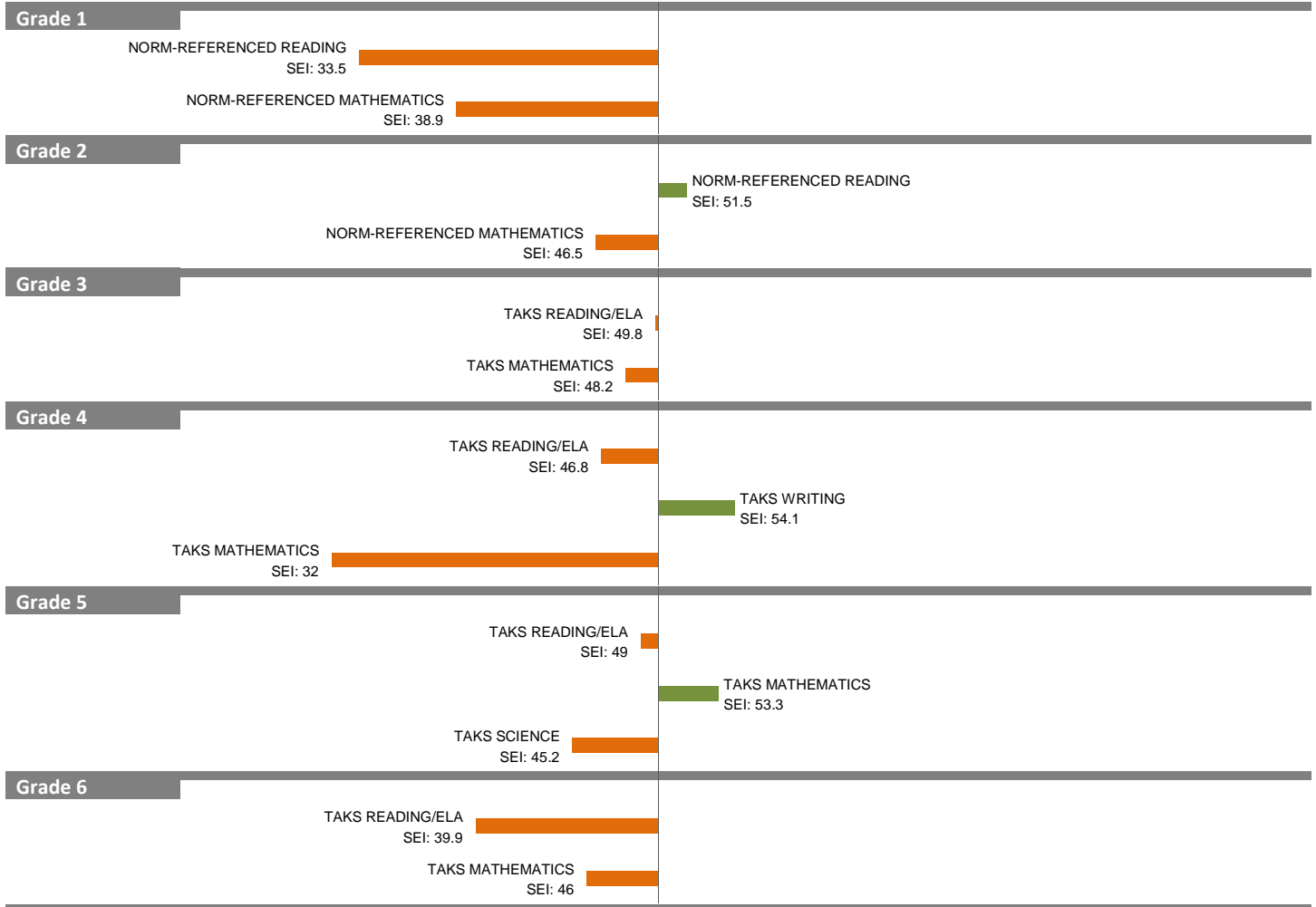
2010-11 School Effectiveness Index (SEI) Analysis

272--MARIA MORENO

Overall SEI: 44.5

2011-12 LC: SOUTHWEST

AEIS Rating: Academically Acceptable



NOTES: The overall SEI has a mean of 50 and standard deviation of 5. The range for an "average" overall SEI is 47.5 to 52.5. Component SEIs (i.e., "Grade 5 TAKS READING" or "PSAT WRITING") each have mean 50 and standard deviation 10, and they are computed only if at least eight students are eligible. The range for an "average" component SEI is 45.0 to 55.0.

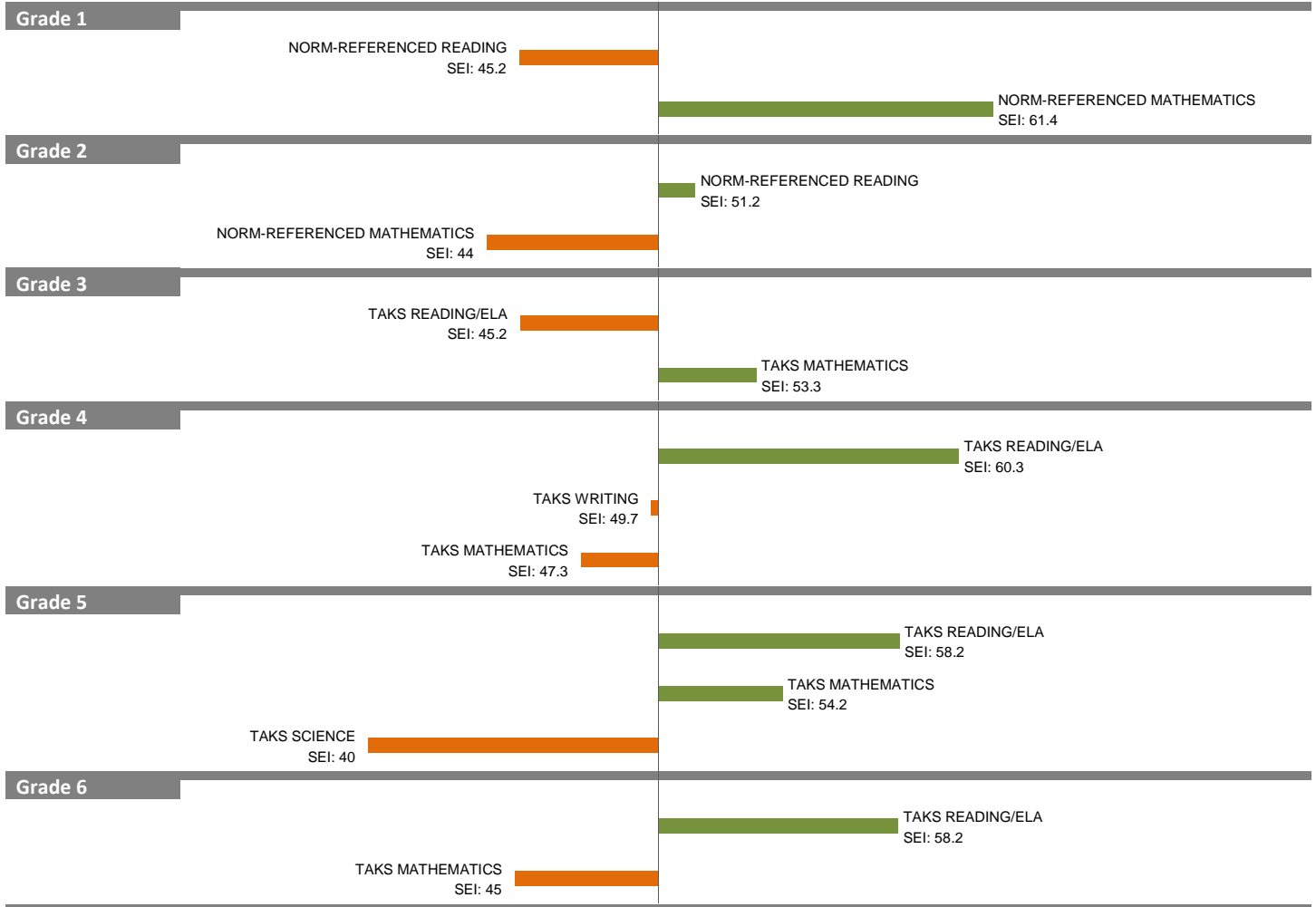
2010-11 School Effectiveness Index (SEI) Analysis

274--MARY MCLEOD BETHUNE

Overall SEI: 50.5

2011-12 LC: SOUTHWEST

AEIS Rating: Academically Acceptable

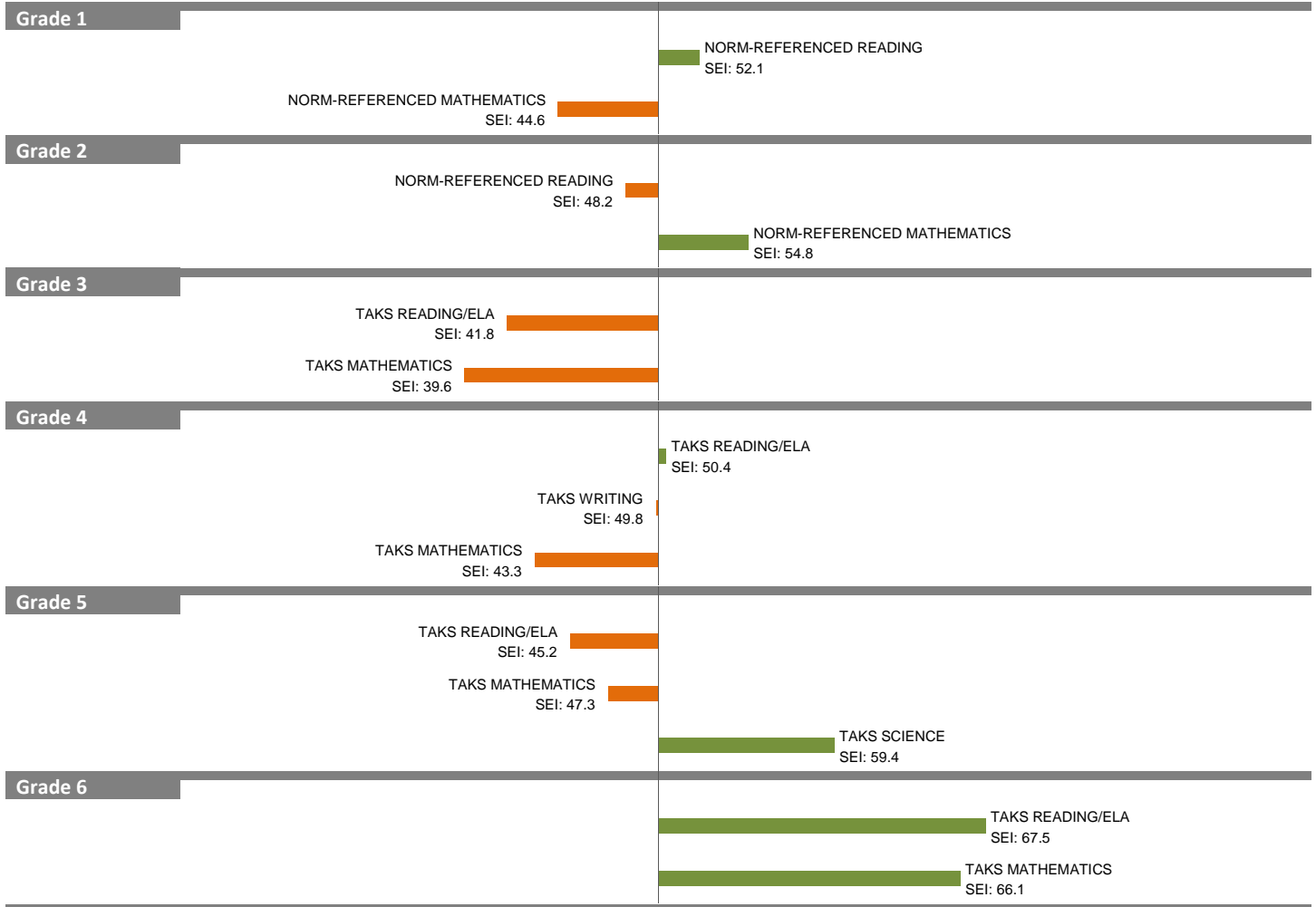


NOTES: The overall SEI has a mean of 50 and standard deviation of 5. The range for an "average" overall SEI is 47.5 to 52.5. Component SEIs (i.e., "Grade 5 TAKS READING" or "PSAT WRITING") each have mean 50 and standard deviation 10, and they are computed only if at least eight students are eligible. The range for an "average" component SEI is 45.0 to 55.0.

2010-11 School Effectiveness Index (SEI) Analysis

277--THOMAS TOLBERT
2011-12 LC: SOUTHWEST

Overall SEI: 50.3
AEIS Rating: Academically Acceptable



NOTES: The overall SEI has a mean of 50 and standard deviation of 5. The range for an "average" overall SEI is 47.5 to 52.5. Component SEIs (i.e., "Grade 5 TAKS READING" or "PSAT WRITING") each have mean 50 and standard deviation 10, and they are computed only if at least eight students are eligible. The range for an "average" component SEI is 45.0 to 55.0.

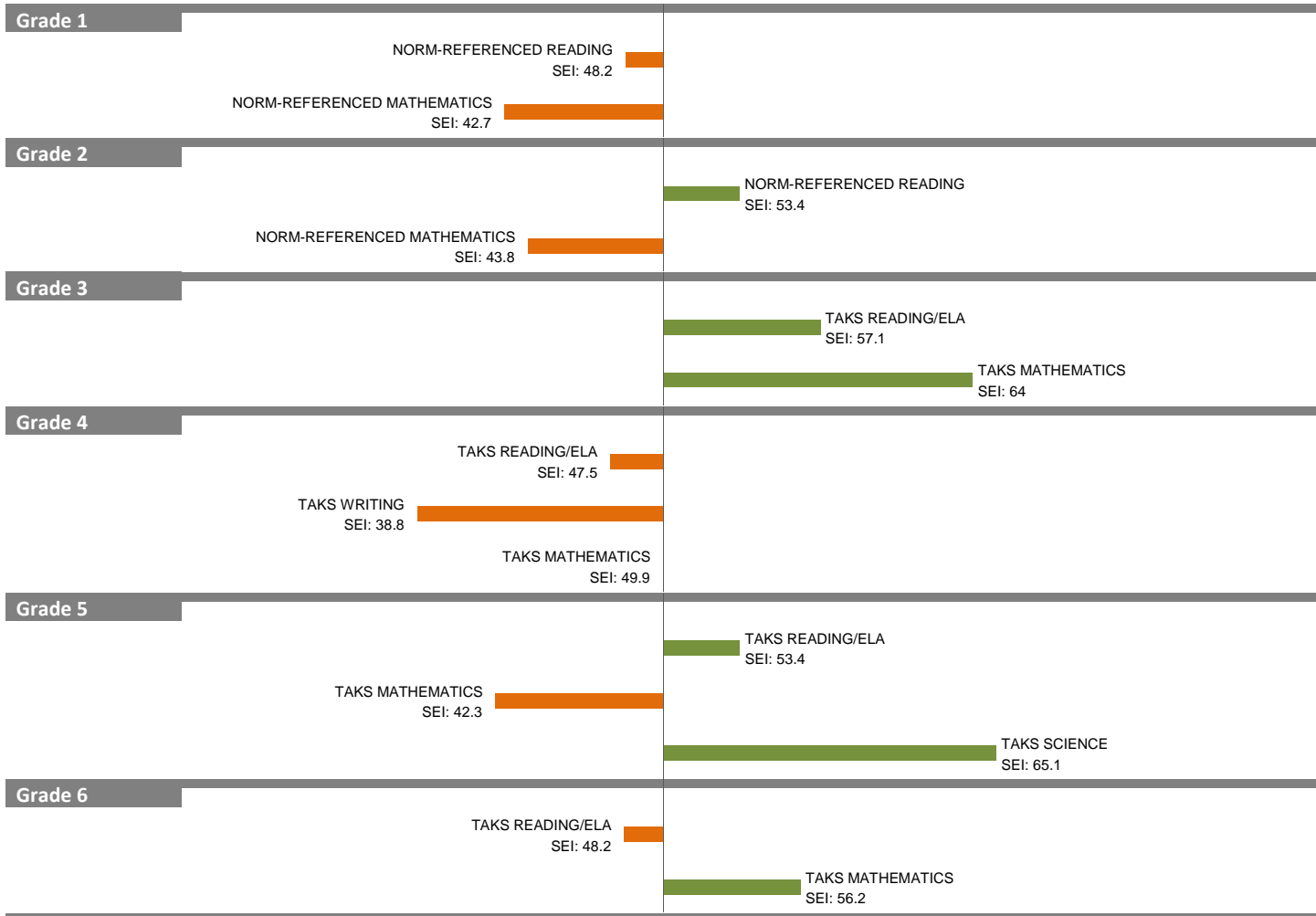
2010-11 School Effectiveness Index (SEI) Analysis

287--CELESTINO MAURICIO SOTO

2011-12 LC: SOUTHWEST

Overall SEI: 50.3

AEIS Rating: Recognized



NOTES: The overall SEI has a mean of 50 and standard deviation of 5. The range for an “average” overall SEI is 47.5 to 52.5. Component SEIs (i.e., “Grade 5 TAKS READING” or “PSAT WRITING”) each have mean 50 and standard deviation 10, and they are computed only if at least eight students are eligible. The range for an “average” component SEI is 45.0 to 55.0.

2010-11 School Effectiveness Index (SEI) Analysis

289-FELIX G. BOTELLO
2011-12 LC: SOUTHWEST

Overall SEI: 51.6
AEIS Rating: Recognized



NOTES: The overall SEI has a mean of 50 and standard deviation of 5. The range for an “average” overall SEI is 47.5 to 52.5. Component SEIs (i.e., “Grade 5 TAKS READING” or “PSAT WRITING”) each have mean 50 and standard deviation 10, and they are computed only if at least eight students are eligible. The range for an “average” component SEI is 45.0 to 55.0.