

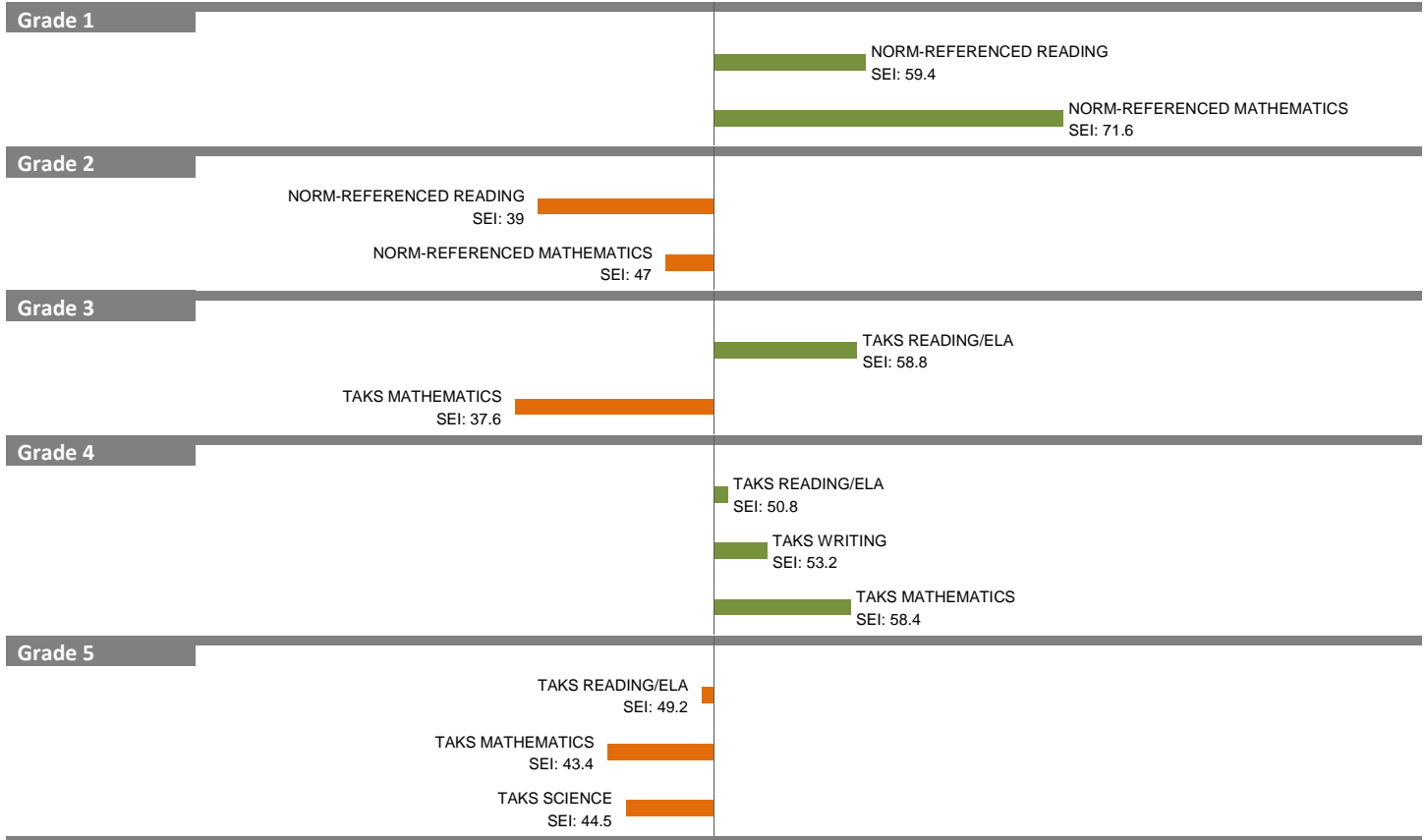
2010-11 School Effectiveness Index (SEI) Analysis

103--GABE P. ALLEN

Overall SEI: 50.7

2011-12 LC: NORTHWEST

AEIS Rating: Academically Acceptable



NOTES: The overall SEI has a mean of 50 and standard deviation of 5. The range for an "average" overall SEI is 47.5 to 52.5. Component SEIs (i.e., "Grade 5 TAKS READING" or "PSAT WRITING") each have mean 50 and standard deviation 10, and they are computed only if at least eight students are eligible. The range for an "average" component SEI is 45.0 to 55.0.

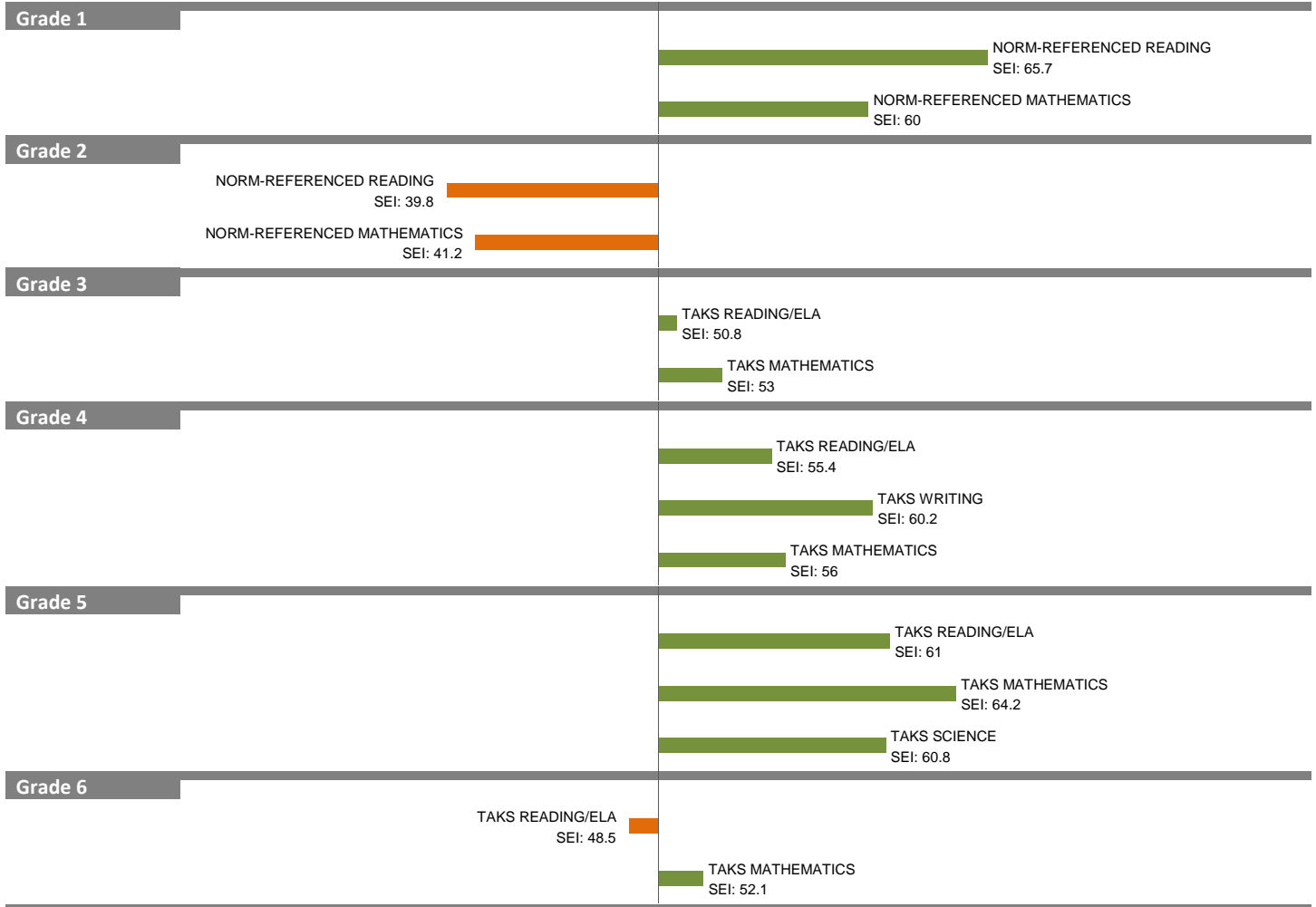
2010-11 School Effectiveness Index (SEI) Analysis

105--ARCADIA PARK

2011-12 LC: NORTHWEST

Overall SEI: 54.8

AEIS Rating: Recognized

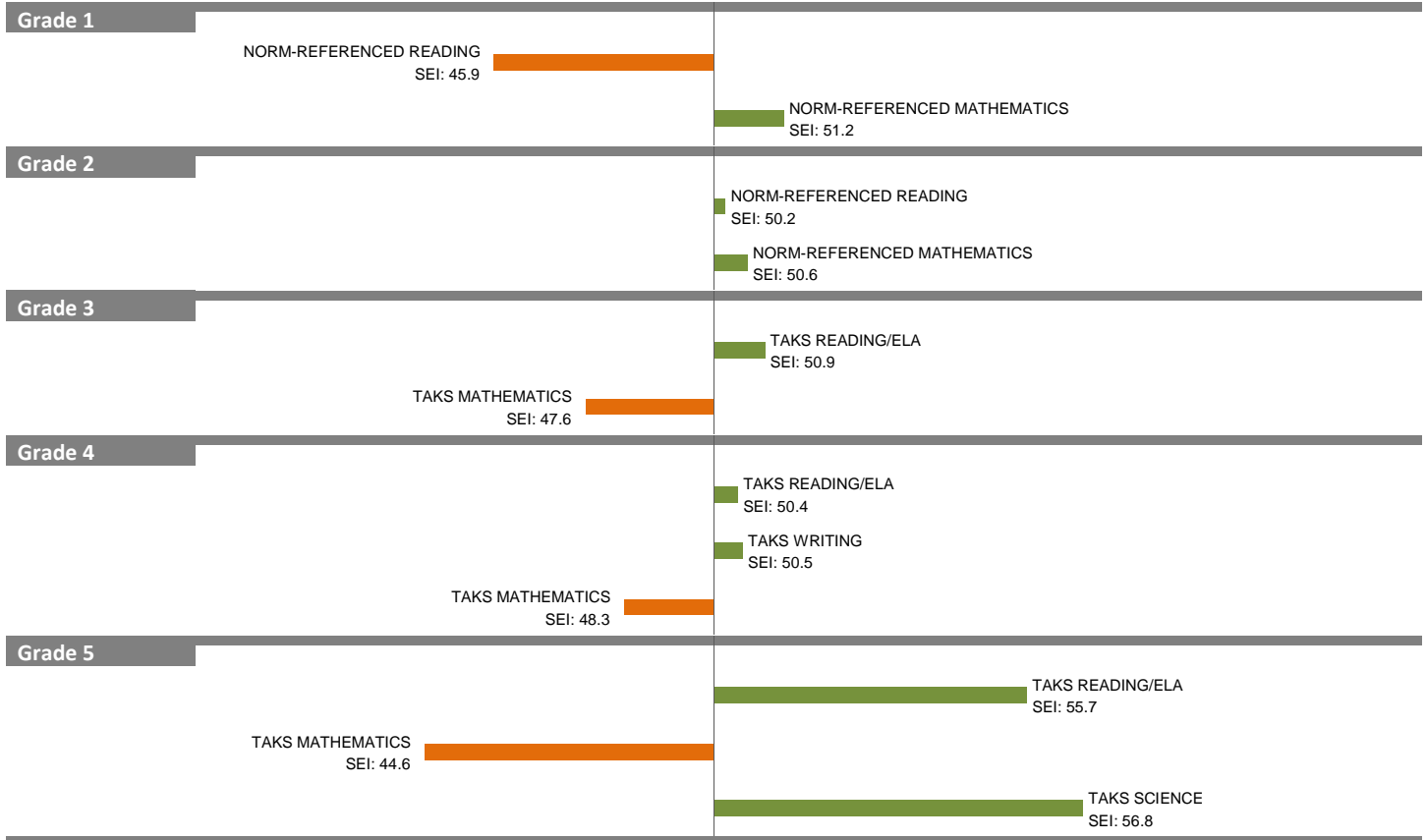


NOTES: The overall SEI has a mean of 50 and standard deviation of 5. The range for an "average" overall SEI is 47.5 to 52.5. Component SEIs (i.e., "Grade 5 TAKS READING" or "PSAT WRITING") each have mean 50 and standard deviation 10, and they are computed only if at least eight students are eligible. The range for an "average" component SEI is 45.0 to 55.0.

2010-11 School Effectiveness Index (SEI) Analysis

106--ARLINGTON PARK
2011-12 LC: NORTHWEST

Overall SEI: 49.7
AEIS Rating: Recognized

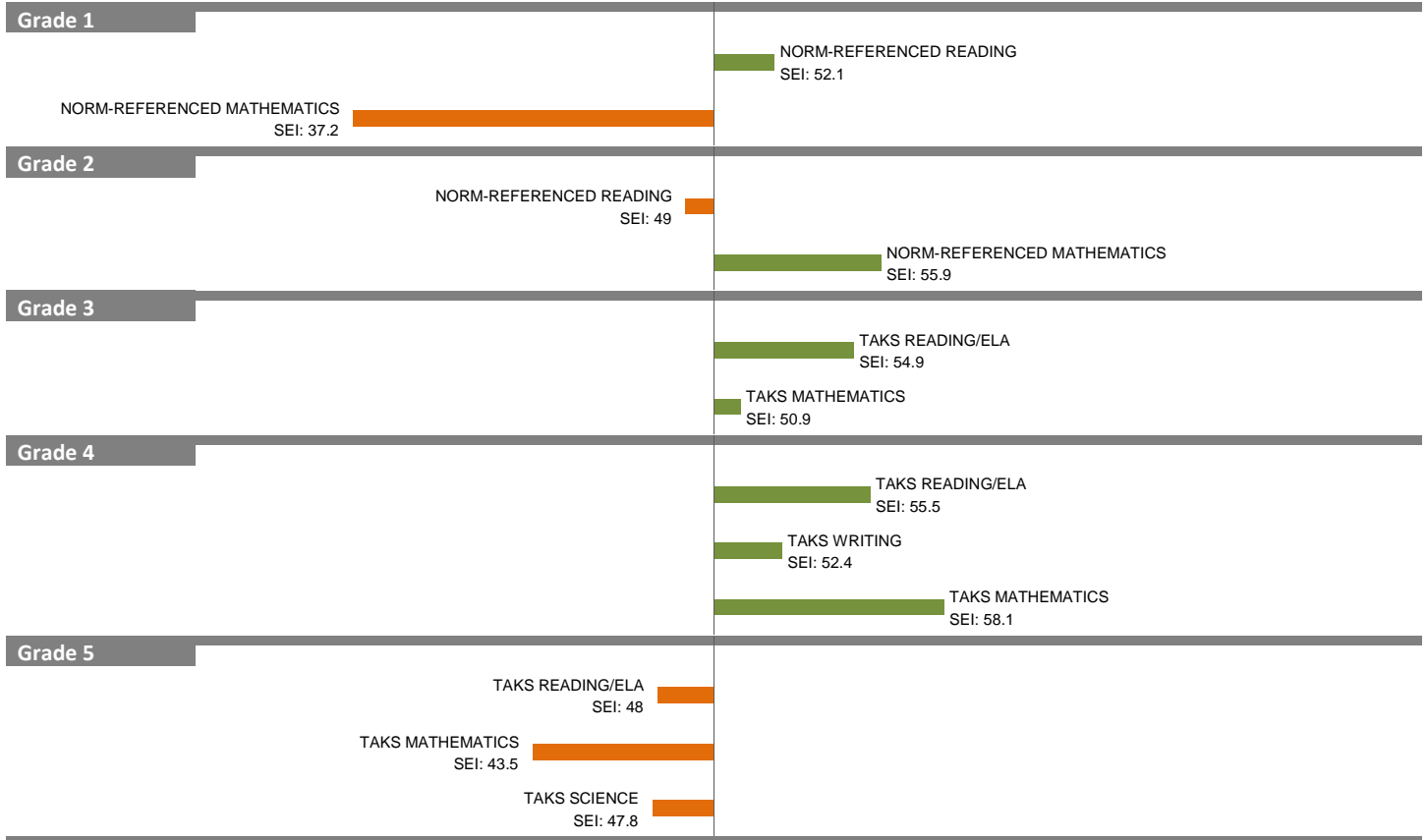


NOTES: The overall SEI has a mean of 50 and standard deviation of 5. The range for an "average" overall SEI is 47.5 to 52.5. Component SEIs (i.e., "Grade 5 TAKS READING" or "PSAT WRITING") each have mean 50 and standard deviation 10, and they are computed only if at least eight students are eligible. The range for an "average" component SEI is 45.0 to 55.0.

2010-11 School Effectiveness Index (SEI) Analysis

116-DAVID G. BURNET
2011-12 LC: NORTHWEST

Overall SEI: 50
AEIS Rating: Recognized

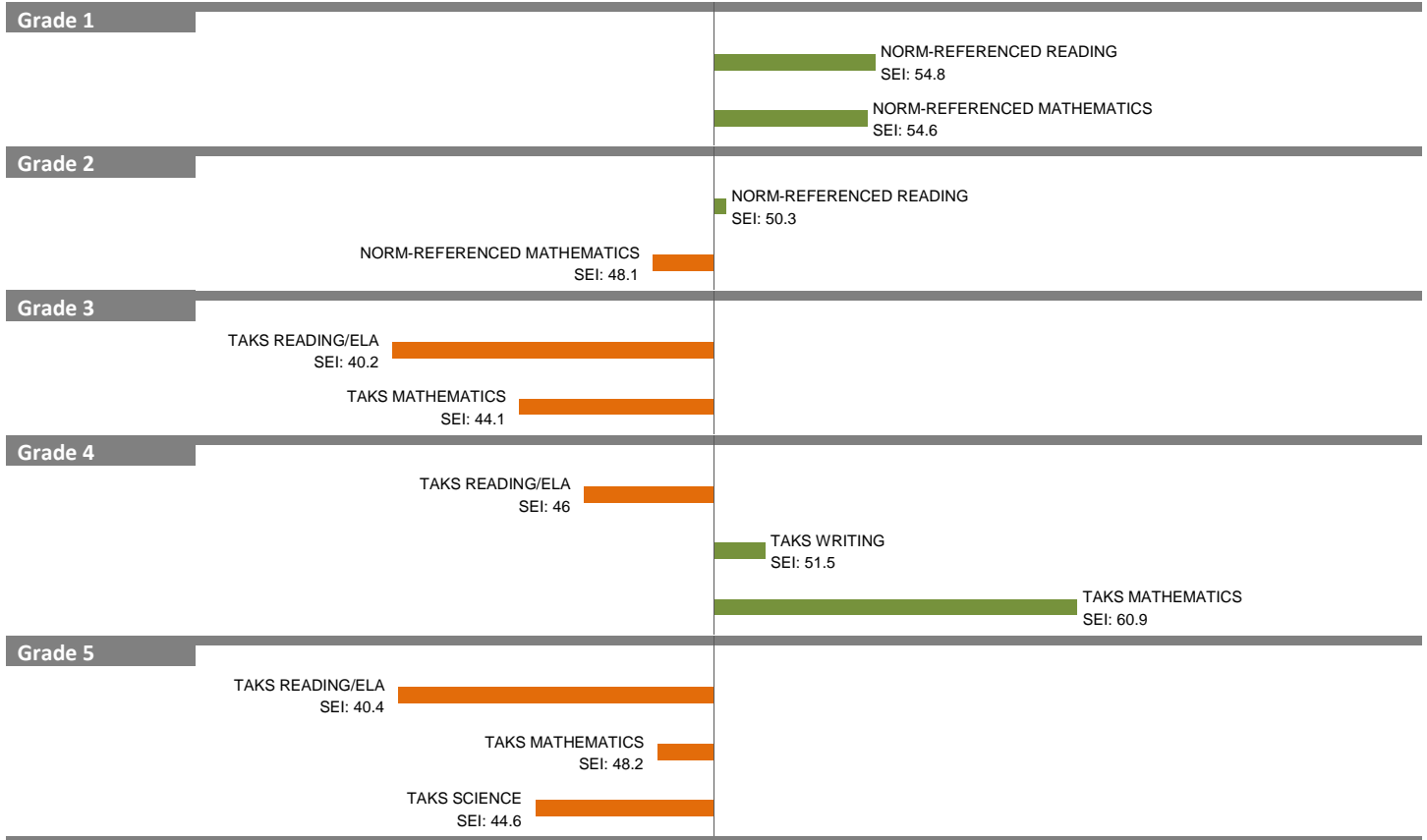


NOTES: The overall SEI has a mean of 50 and standard deviation of 5. The range for an “average” overall SEI is 47.5 to 52.5. Component SEIs (i.e., “Grade 5 TAKS READING” or “PSAT WRITING”) each have mean 50 and standard deviation 10, and they are computed only if at least eight students are eligible. The range for an “average” component SEI is 45.0 to 55.0.

2010-11 School Effectiveness Index (SEI) Analysis

119--WILLIAM L. CABELL
2011-12 LC: NORTHWEST

Overall SEI: 48.1
AEIS Rating: Recognized



NOTES: The overall SEI has a mean of 50 and standard deviation of 5. The range for an "average" overall SEI is 47.5 to 52.5. Component SEIs (i.e., "Grade 5 TAKS READING" or "PSAT WRITING") each have mean 50 and standard deviation 10, and they are computed only if at least eight students are eligible. The range for an "average" component SEI is 45.0 to 55.0.

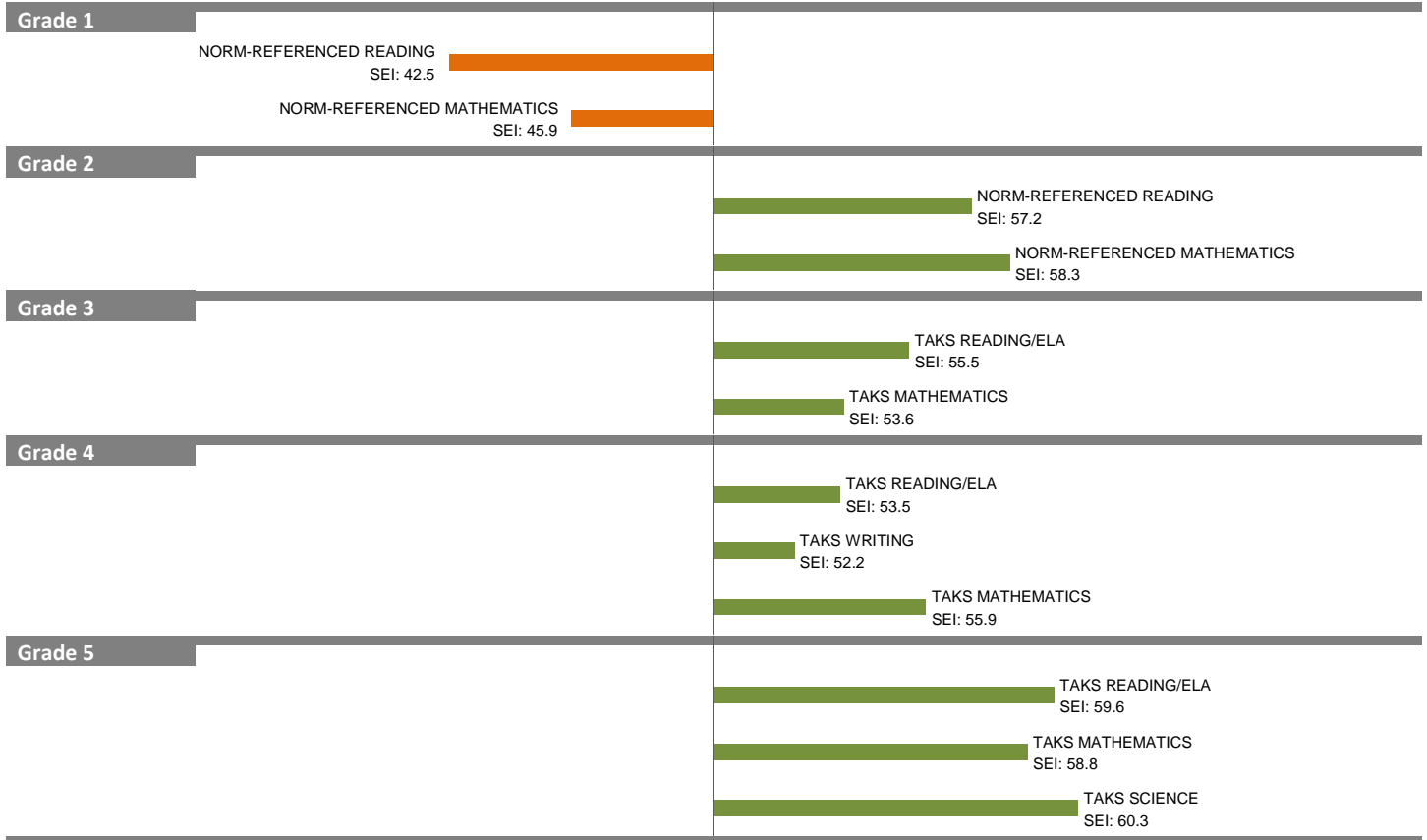
2010-11 School Effectiveness Index (SEI) Analysis

120-F. P. CAILLET

2011-12 LC: NORTHWEST

Overall SEI: 54.3

AEIS Rating: Recognized



NOTES: The overall SEI has a mean of 50 and standard deviation of 5. The range for an "average" overall SEI is 47.5 to 52.5. Component SEIs (i.e., "Grade 5 TAKS READING" or "PSAT WRITING") each have mean 50 and standard deviation 10, and they are computed only if at least eight students are eligible. The range for an "average" component SEI is 45.0 to 55.0.

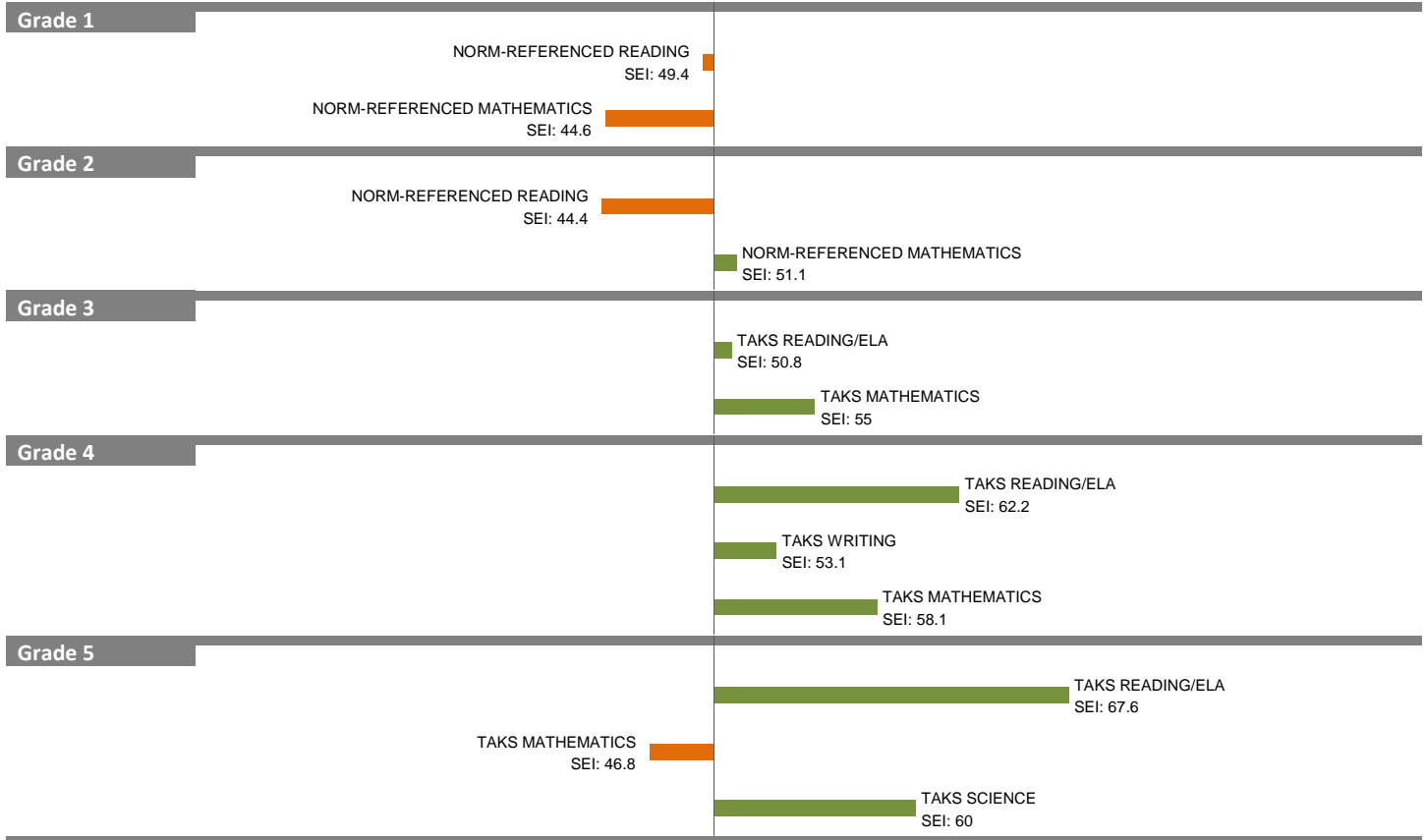
2010-11 School Effectiveness Index (SEI) Analysis

122-C. F. CARR

Overall SEI: 53.4

2011-12 LC: NORTHWEST

AEIS Rating: Academically Acceptable



NOTES: The overall SEI has a mean of 50 and standard deviation of 5. The range for an “average” overall SEI is 47.5 to 52.5. Component SEIs (i.e., “Grade 5 TAKS READING” or “PSAT WRITING”) each have mean 50 and standard deviation 10, and they are computed only if at least eight students are eligible. The range for an “average” component SEI is 45.0 to 55.0.

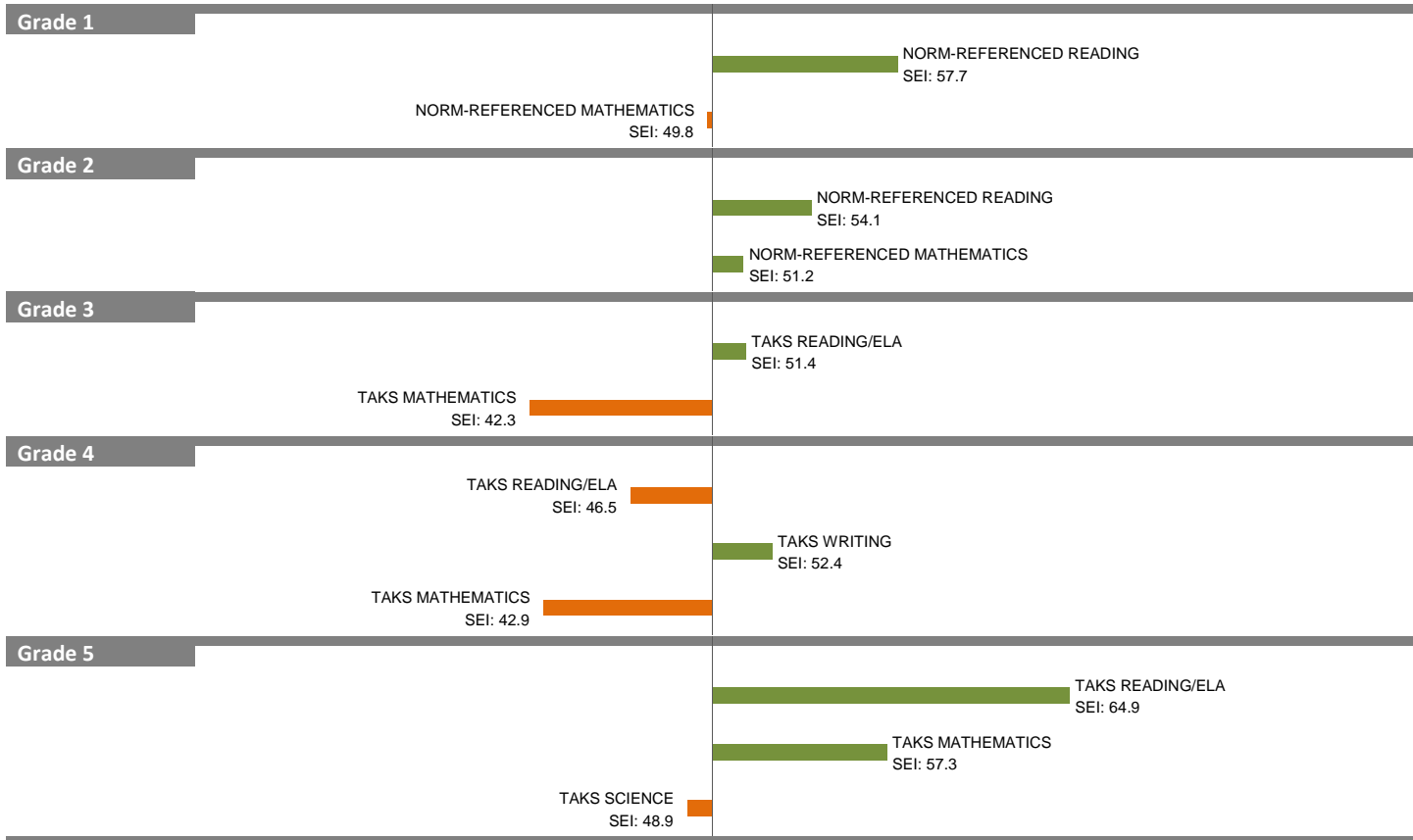
2010-11 School Effectiveness Index (SEI) Analysis

124-GEORGE WASHINGTON CARVER

Overall SEI: 51.3

2011-12 LC: NORTHWEST

AEIS Rating: Academically Acceptable



NOTES: The overall SEI has a mean of 50 and standard deviation of 5. The range for an “average” overall SEI is 47.5 to 52.5. Component SEIs (i.e., “Grade 5 TAKS READING” or “PSAT WRITING”) each have mean 50 and standard deviation 10, and they are computed only if at least eight students are eligible. The range for an “average” component SEI is 45.0 to 55.0.

2010-11 School Effectiveness Index (SEI) Analysis

135--EVERETTE LEE DEGOLYER

2011-12 LC: NORTHWEST

Overall SEI: 47.2

AEIS Rating: Recognized



NOTES: The overall SEI has a mean of 50 and standard deviation of 5. The range for an "average" overall SEI is 47.5 to 52.5. Component SEIs (i.e., "Grade 5 TAKS READING" or "PSAT WRITING") each have mean 50 and standard deviation 10, and they are computed only if at least eight students are eligible. The range for an "average" component SEI is 45.0 to 55.0.

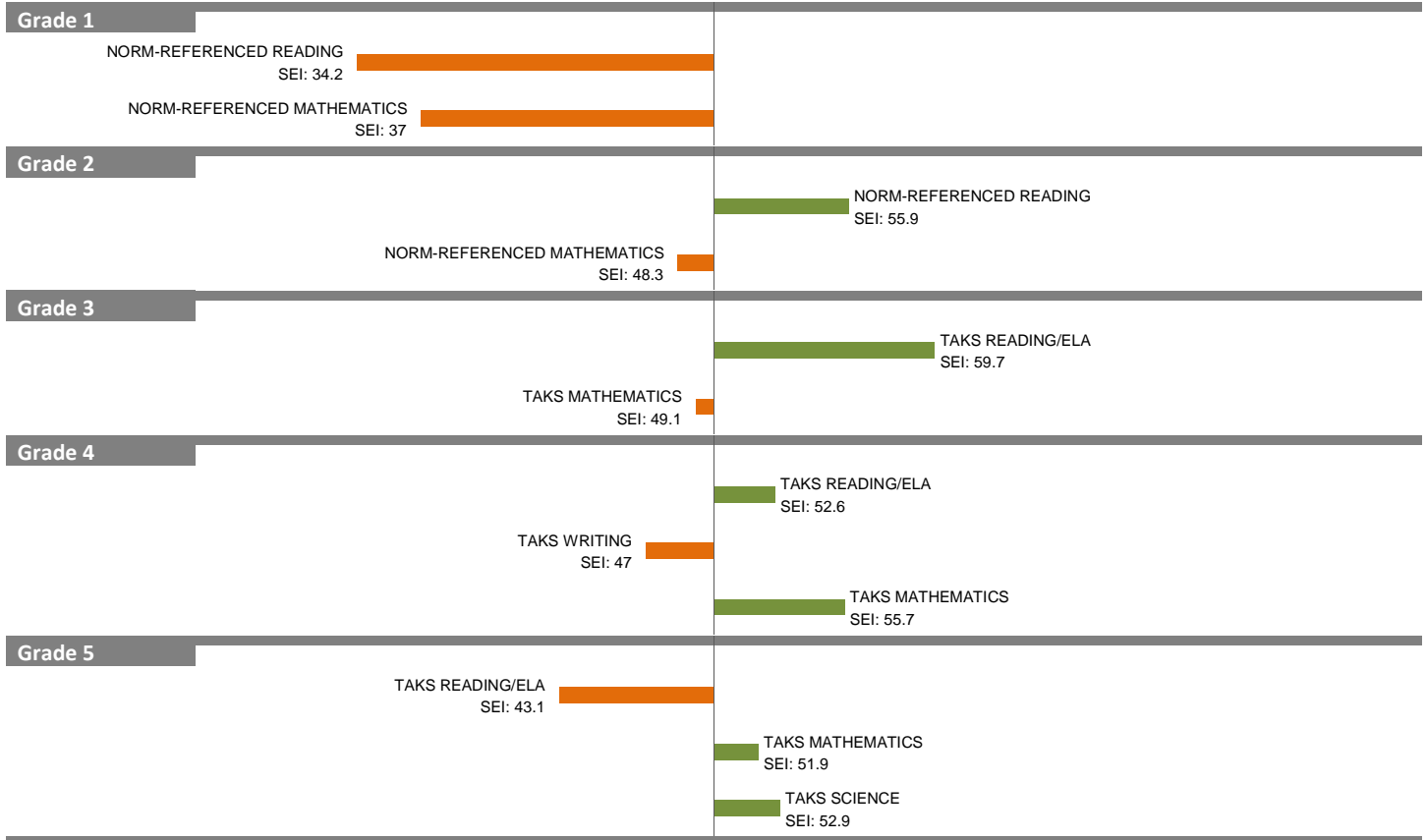
2010-11 School Effectiveness Index (SEI) Analysis

140-AMELIA EARHART

Overall SEI: 48.4

2011-12 LC: NORTHWEST

AEIS Rating: Academically Acceptable



NOTES: The overall SEI has a mean of 50 and standard deviation of 5. The range for an “average” overall SEI is 47.5 to 52.5. Component SEIs (i.e., “Grade 5 TAKS READING” or “PSAT WRITING”) each have mean 50 and standard deviation 10, and they are computed only if at least eight students are eligible. The range for an “average” component SEI is 45.0 to 55.0.

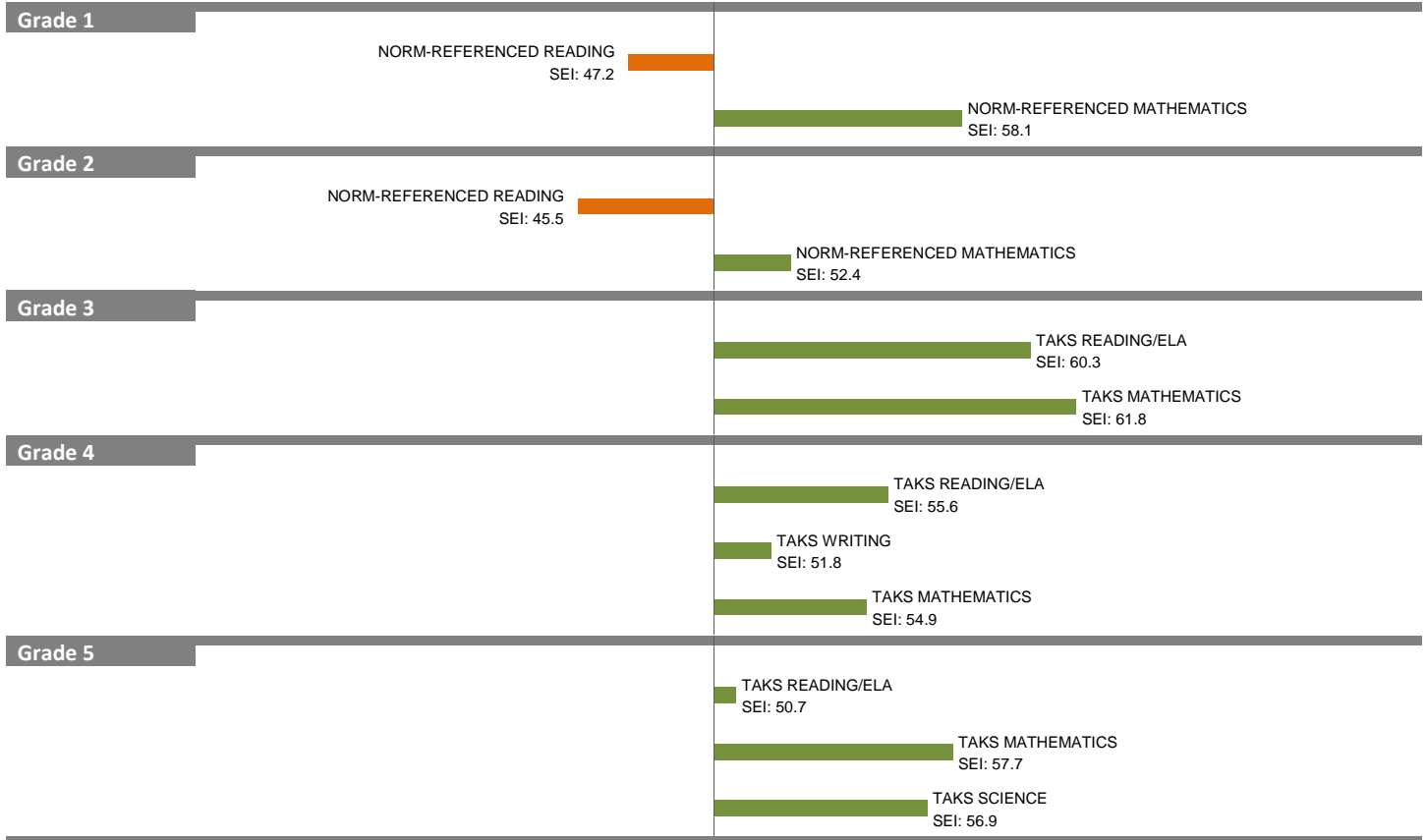
2010-11 School Effectiveness Index (SEI) Analysis

144-TOM W. FIELD

2011-12 LC: NORTHWEST

Overall SEI: 54.3

AEIS Rating: Exemplary



NOTES: The overall SEI has a mean of 50 and standard deviation of 5. The range for an “average” overall SEI is 47.5 to 52.5. Component SEIs (i.e., “Grade 5 TAKS READING” or “PSAT WRITING”) each have mean 50 and standard deviation 10, and they are computed only if at least eight students are eligible. The range for an “average” component SEI is 45.0 to 55.0.

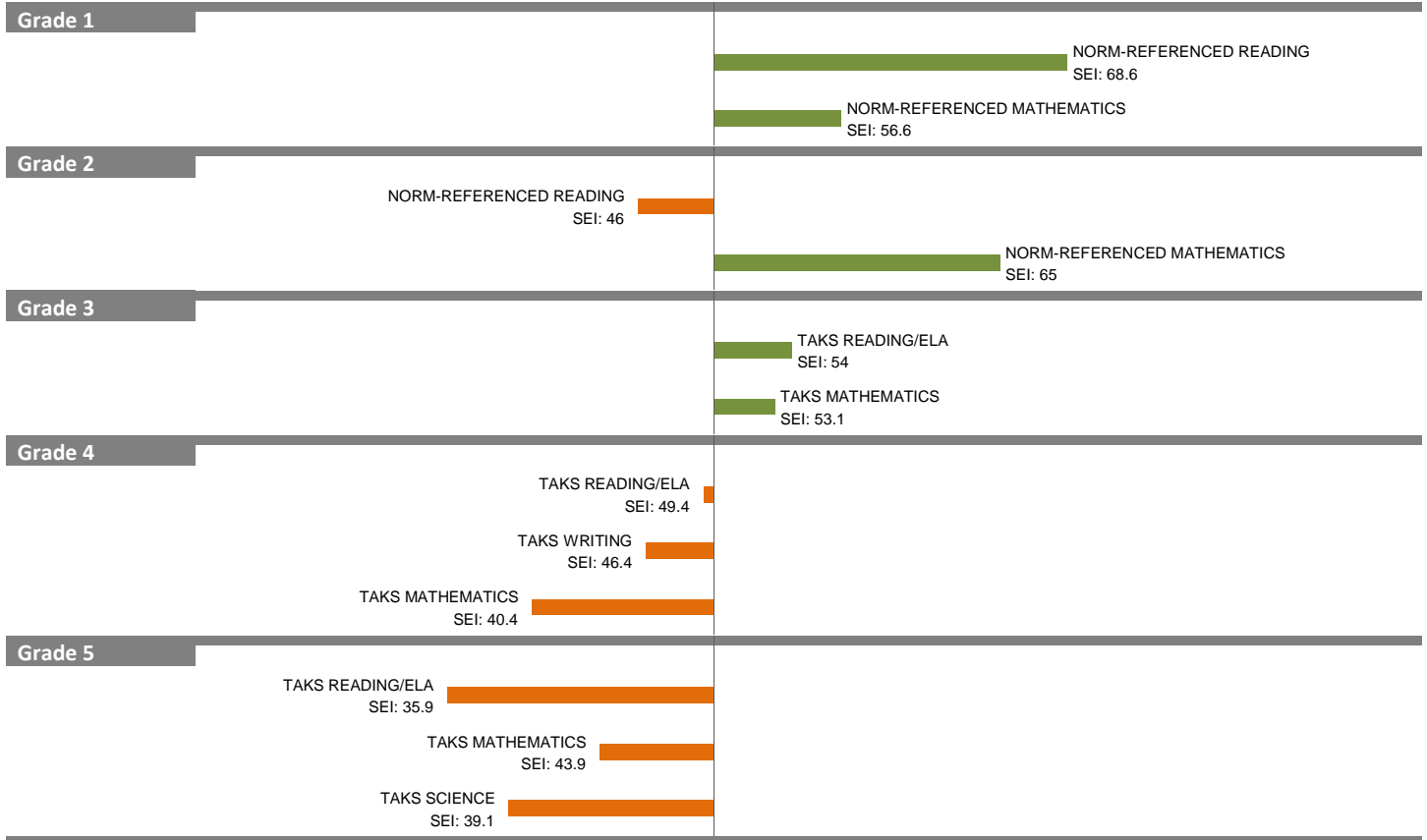
2010-11 School Effectiveness Index (SEI) Analysis

145-STEPHEN C. FOSTER

2011-12 LC: NORTHWEST

Overall SEI: 49.4

AEIS Rating: Academically Acceptable

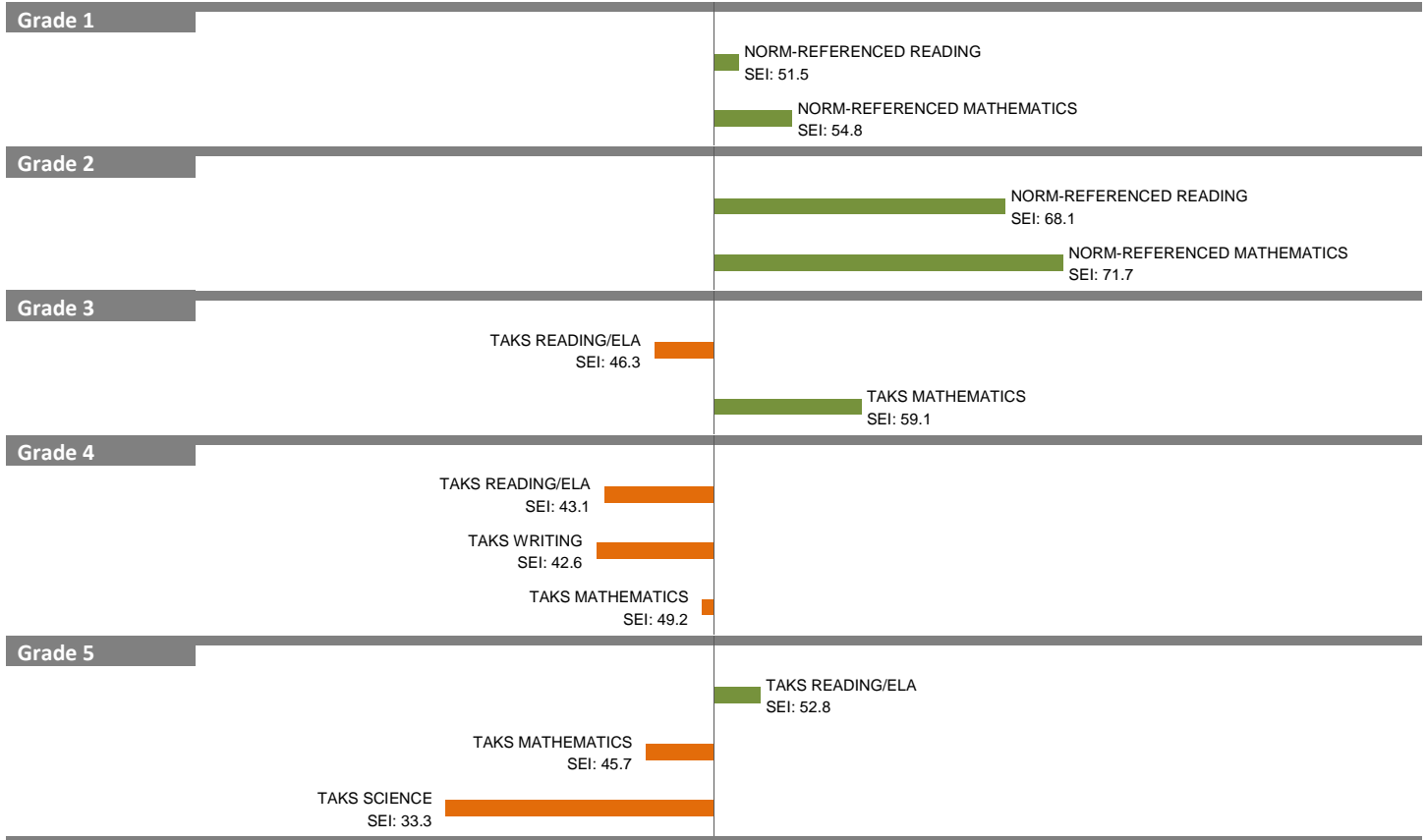


NOTES: The overall SEI has a mean of 50 and standard deviation of 5. The range for an “average” overall SEI is 47.5 to 52.5. Component SEIs (i.e., “Grade 5 TAKS READING” or “PSAT WRITING”) each have mean 50 and standard deviation 10, and they are computed only if at least eight students are eligible. The range for an “average” component SEI is 45.0 to 55.0.

2010-11 School Effectiveness Index (SEI) Analysis

148--TOM C. GOOCH
2011-12 LC: NORTHWEST

Overall SEI: 51.2
AEIS Rating: Recognized



NOTES: The overall SEI has a mean of 50 and standard deviation of 5. The range for an "average" overall SEI is 47.5 to 52.5. Component SEIs (i.e., "Grade 5 TAKS READING" or "PSAT WRITING") each have mean 50 and standard deviation 10, and they are computed only if at least eight students are eligible. The range for an "average" component SEI is 45.0 to 55.0.

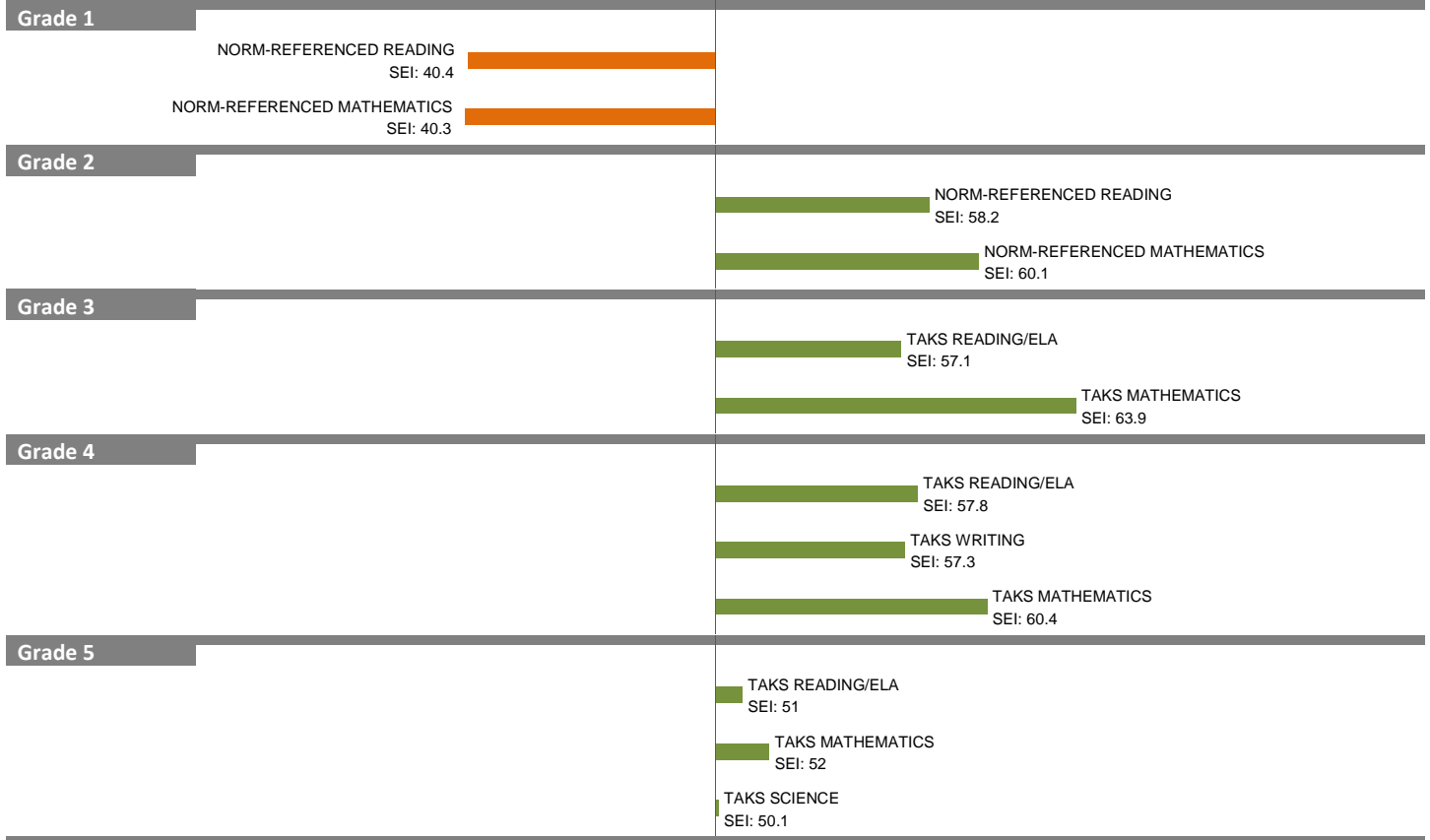
2010-11 School Effectiveness Index (SEI) Analysis

160-SAM HOUSTON

2011-12 LC: NORTHWEST

Overall SEI: 53.9

AEIS Rating: Recognized



NOTES: The overall SEI has a mean of 50 and standard deviation of 5. The range for an “average” overall SEI is 47.5 to 52.5. Component SEIs (i.e., “Grade 5 TAKS READING” or “PSAT WRITING”) each have mean 50 and standard deviation 10, and they are computed only if at least eight students are eligible. The range for an “average” component SEI is 45.0 to 55.0.

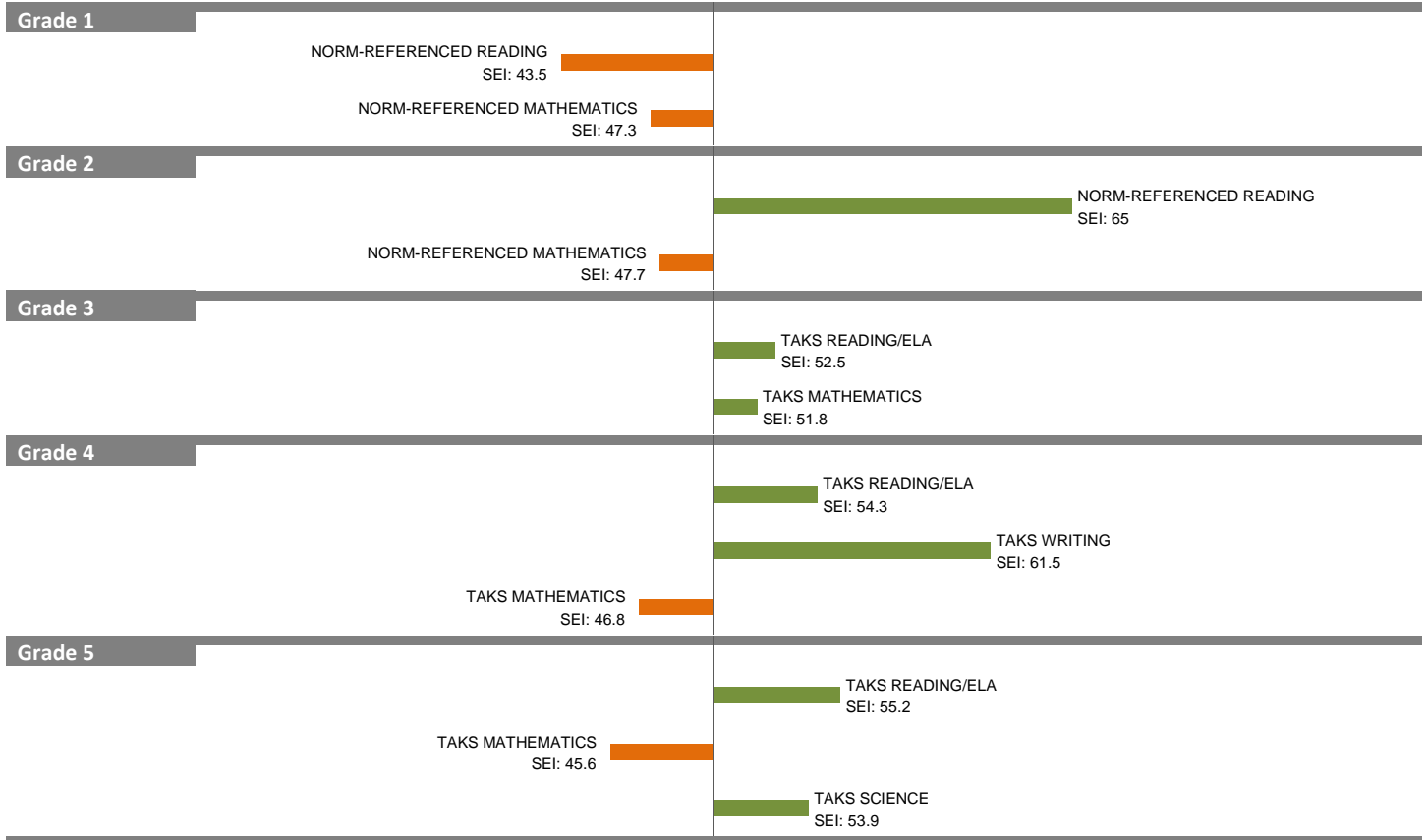
2010-11 School Effectiveness Index (SEI) Analysis

168--OBADIAH KNIGHT

2011-12 LC: NORTHWEST

Overall SEI: 51.8

AEIS Rating: Academically Acceptable

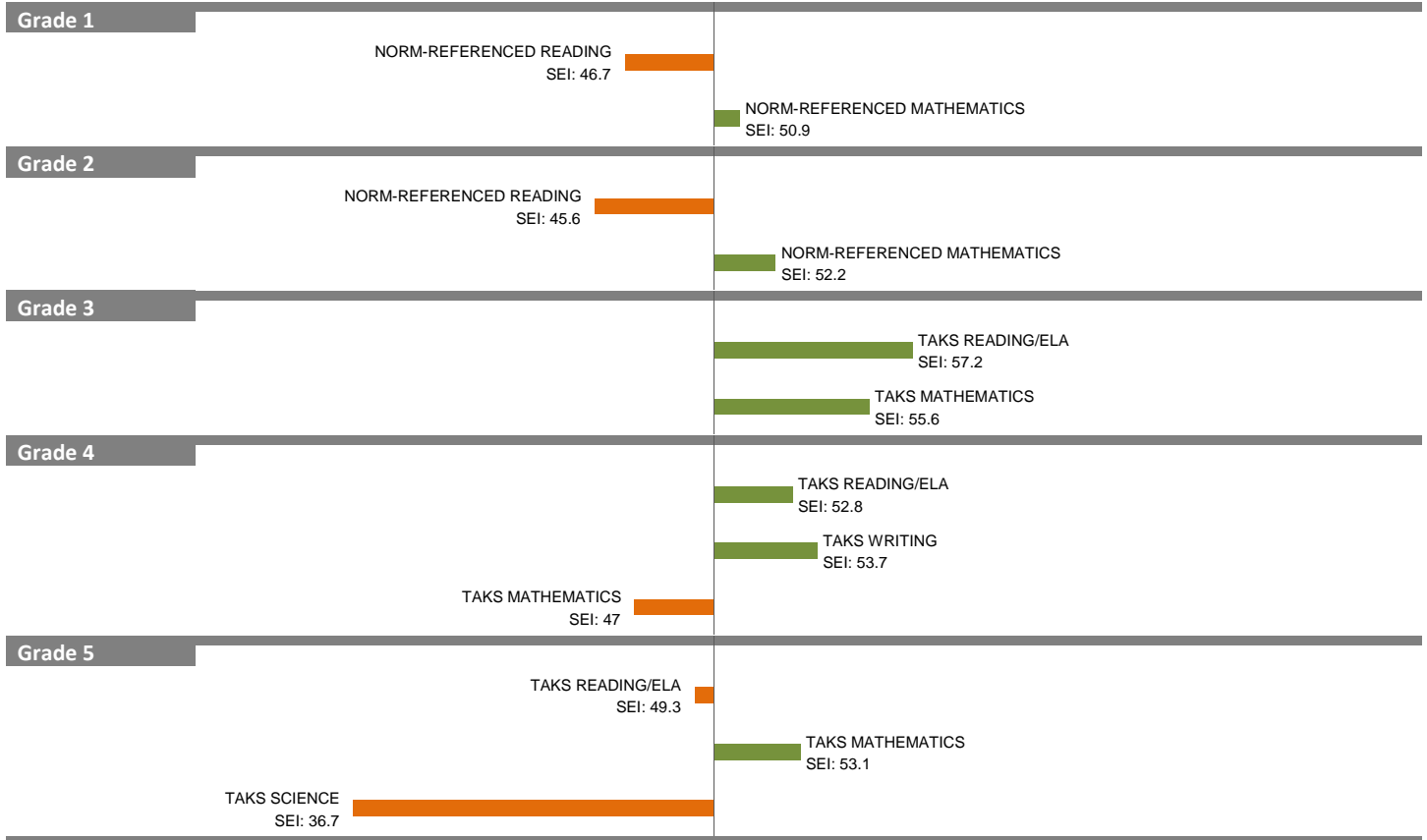


NOTES: The overall SEI has a mean of 50 and standard deviation of 5. The range for an "average" overall SEI is 47.5 to 52.5. Component SEIs (i.e., "Grade 5 TAKS READING" or "PSAT WRITING") each have mean 50 and standard deviation 10, and they are computed only if at least eight students are eligible. The range for an "average" component SEI is 45.0 to 55.0.

2010-11 School Effectiveness Index (SEI) Analysis

169-ARTHUR KRAMER
2011-12 LC: NORTHWEST

Overall SEI: 49.6
AEIS Rating: Recognized




NOTES: The overall SEI has a mean of 50 and standard deviation of 5. The range for an “average” overall SEI is 47.5 to 52.5. Component SEIs (i.e., “Grade 5 TAKS READING” or “PSAT WRITING”) each have mean 50 and standard deviation 10, and they are computed only if at least eight students are eligible. The range for an “average” component SEI is 45.0 to 55.0.

2010-11 School Effectiveness Index (SEI) Analysis

173--SIDNEY LANIER
2011-12 LC: NORTHWEST

Overall SEI: 53
AEIS Rating: Recognized



NOTES: The overall SEI has a mean of 50 and standard deviation of 5. The range for an "average" overall SEI is 47.5 to 52.5. Component SEIs (i.e., "Grade 5 TAKS READING" or "PSAT WRITING") each have mean 50 and standard deviation 10, and they are computed only if at least eight students are eligible. The range for an "average" component SEI is 45.0 to 55.0.

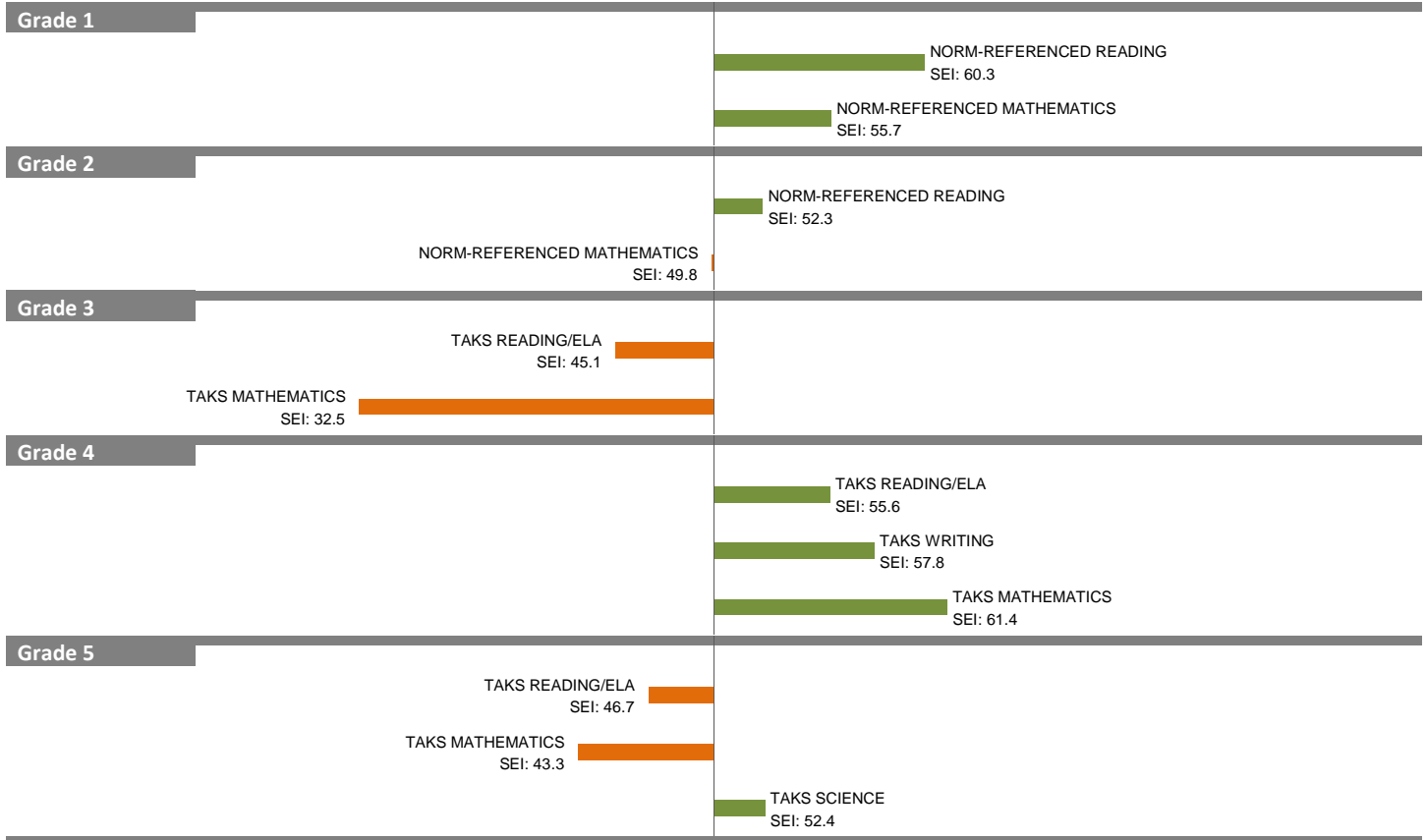
2010-11 School Effectiveness Index (SEI) Analysis

181--MAPLE LAWN

2011-12 LC: NORTHWEST

Overall SEI: 50.7

AEIS Rating: Recognized

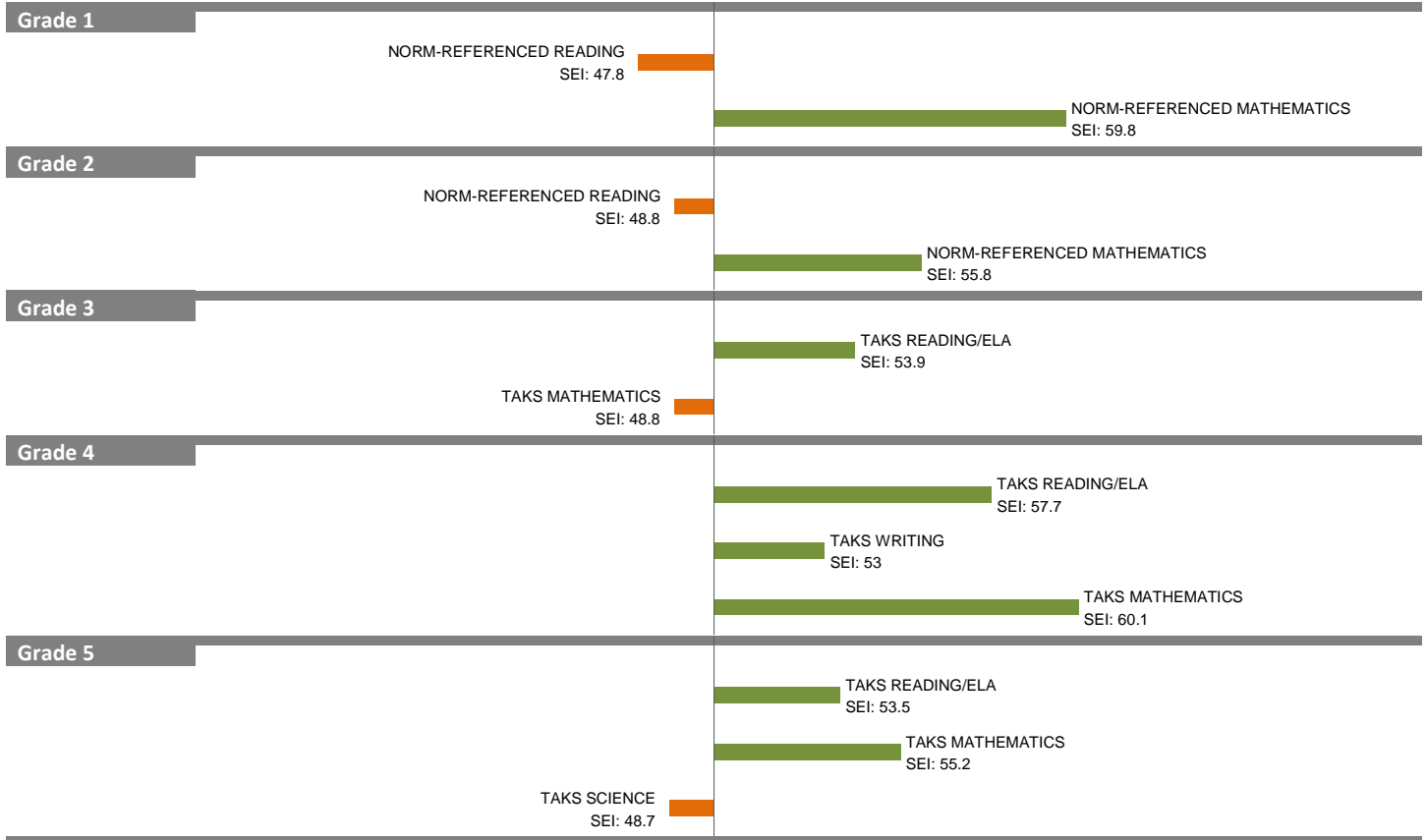


NOTES: The overall SEI has a mean of 50 and standard deviation of 5. The range for an "average" overall SEI is 47.5 to 52.5. Component SEIs (i.e., "Grade 5 TAKS READING" or "PSAT WRITING") each have mean 50 and standard deviation 10, and they are computed only if at least eight students are eligible. The range for an "average" component SEI is 45.0 to 55.0.

2010-11 School Effectiveness Index (SEI) Analysis

182-HERBERT MARCUS
2011-12 LC: NORTHWEST

Overall SEI: 53.4
AEIS Rating: Recognized



NOTES: The overall SEI has a mean of 50 and standard deviation of 5. The range for an “average” overall SEI is 47.5 to 52.5. Component SEIs (i.e., “Grade 5 TAKS READING” or “PSAT WRITING”) each have mean 50 and standard deviation 10, and they are computed only if at least eight students are eligible. The range for an “average” component SEI is 45.0 to 55.0.

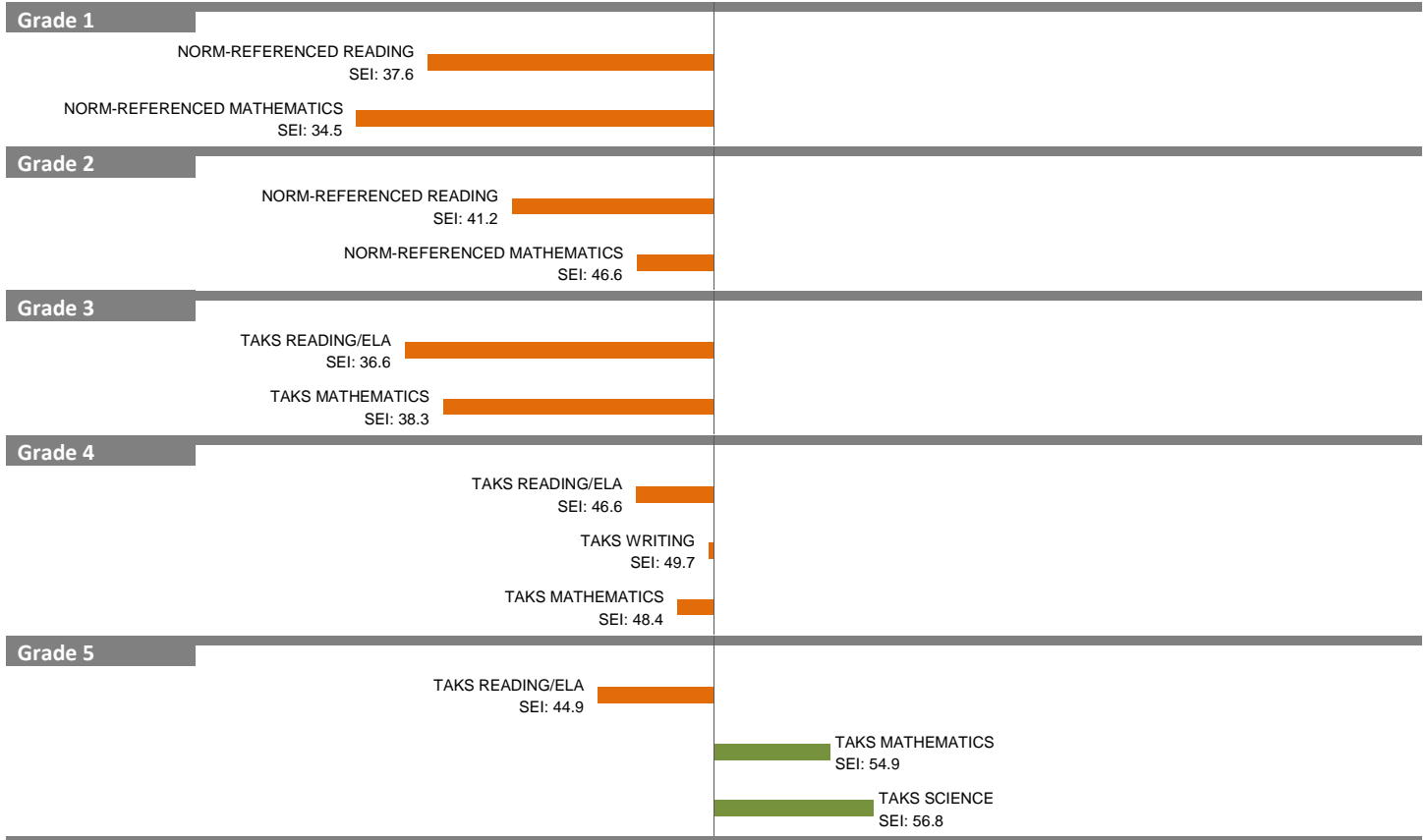
2010-11 School Effectiveness Index (SEI) Analysis

184-BEN MILAM

2011-12 LC: NORTHWEST

Overall SEI: 43.8

AEIS Rating: Recognized

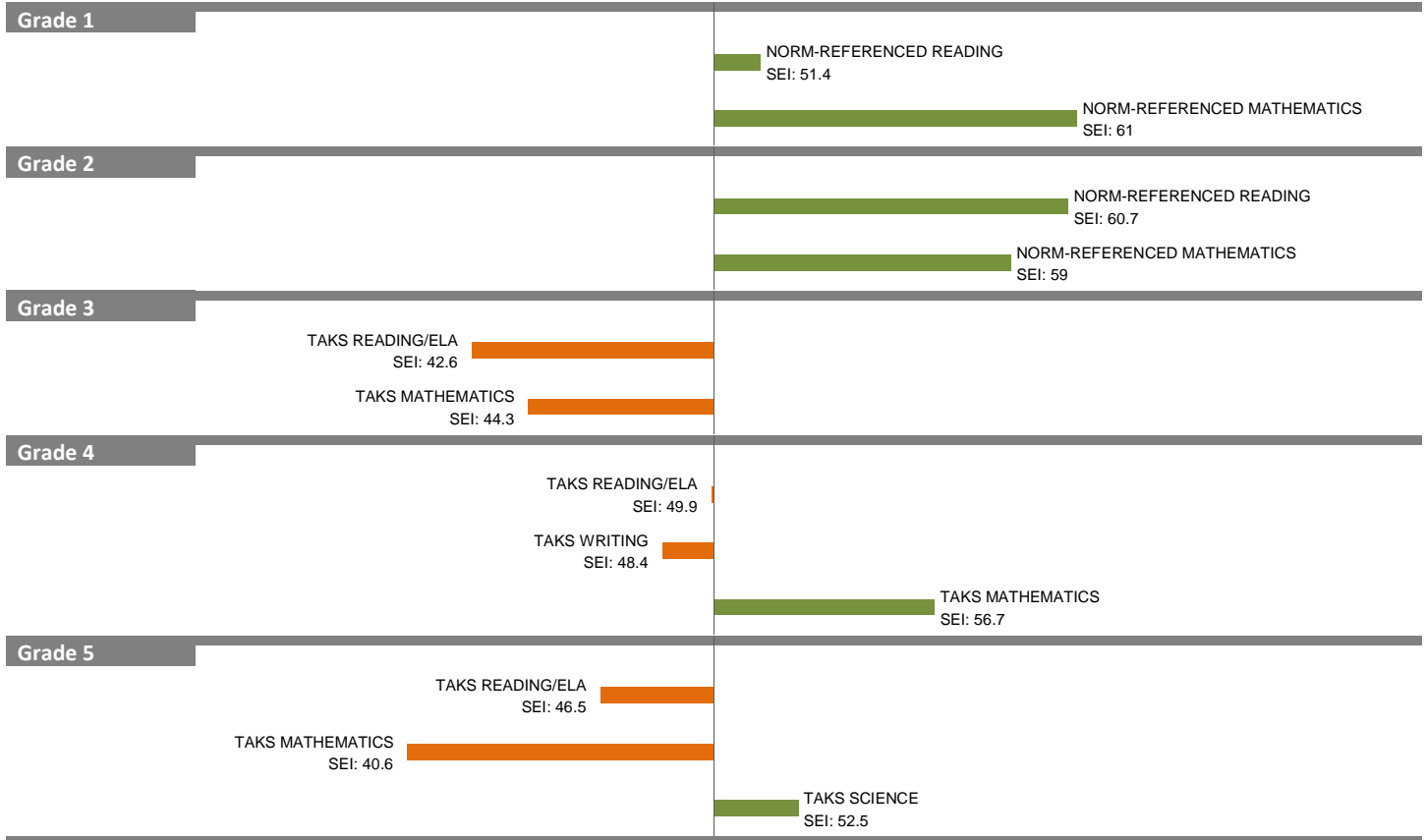


NOTES: The overall SEI has a mean of 50 and standard deviation of 5. The range for an “average” overall SEI is 47.5 to 52.5. Component SEIs (i.e., “Grade 5 TAKS READING” or “PSAT WRITING”) each have mean 50 and standard deviation 10, and they are computed only if at least eight students are eligible. The range for an “average” component SEI is 45.0 to 55.0.

2010-11 School Effectiveness Index (SEI) Analysis

193--JOHN J. PERSHING
2011-12 LC: NORTHWEST

Overall SEI: 50.7
AEIS Rating: Recognized



NOTES: The overall SEI has a mean of 50 and standard deviation of 5. The range for an "average" overall SEI is 47.5 to 52.5. Component SEIs (i.e., "Grade 5 TAKS READING" or "PSAT WRITING") each have mean 50 and standard deviation 10, and they are computed only if at least eight students are eligible. The range for an "average" component SEI is 45.0 to 55.0.

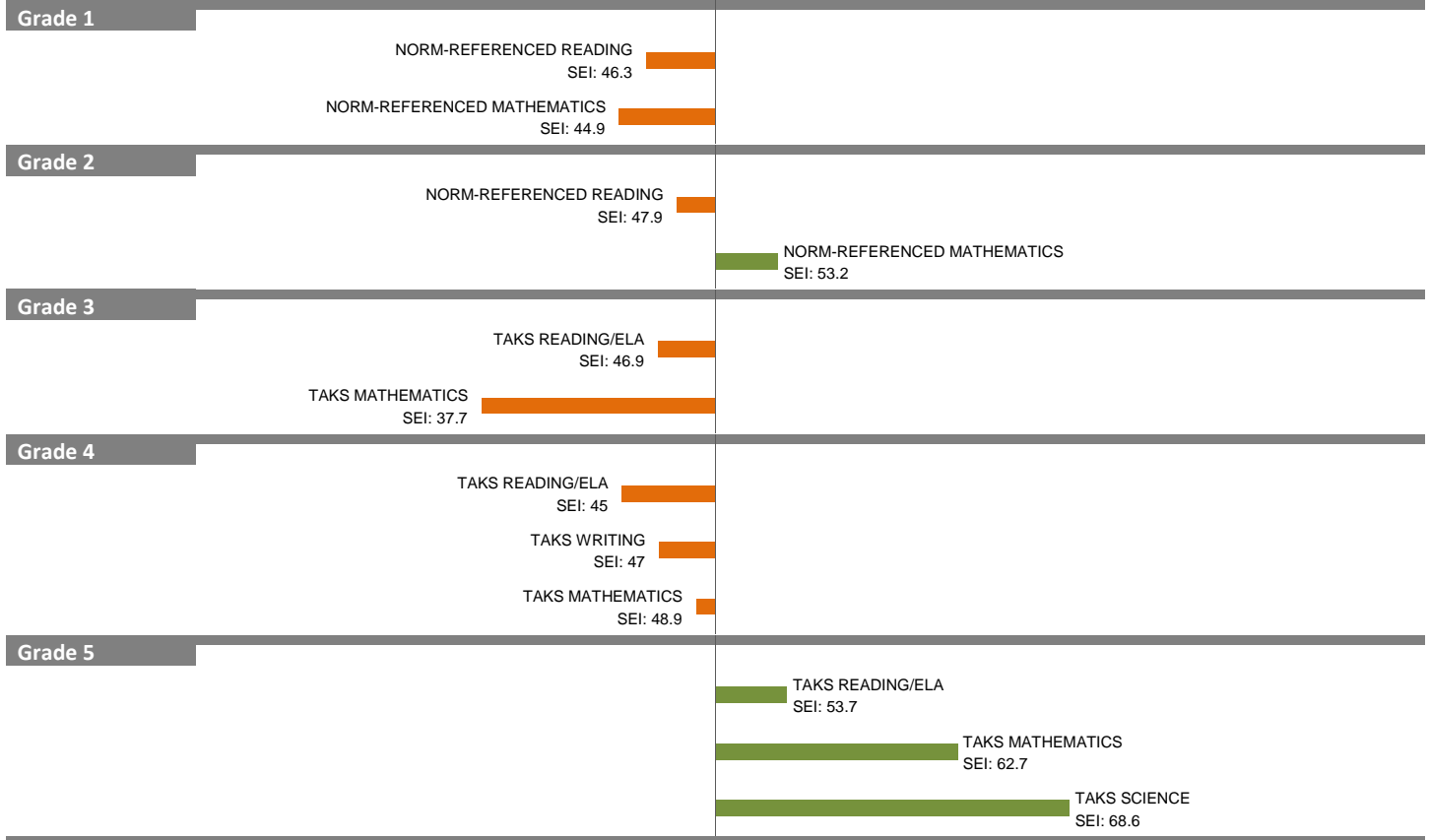
2010-11 School Effectiveness Index (SEI) Analysis

194-K. B. POLK

2011-12 LC: NORTHWEST

Overall SEI: 49.8

AEIS Rating: Recognized

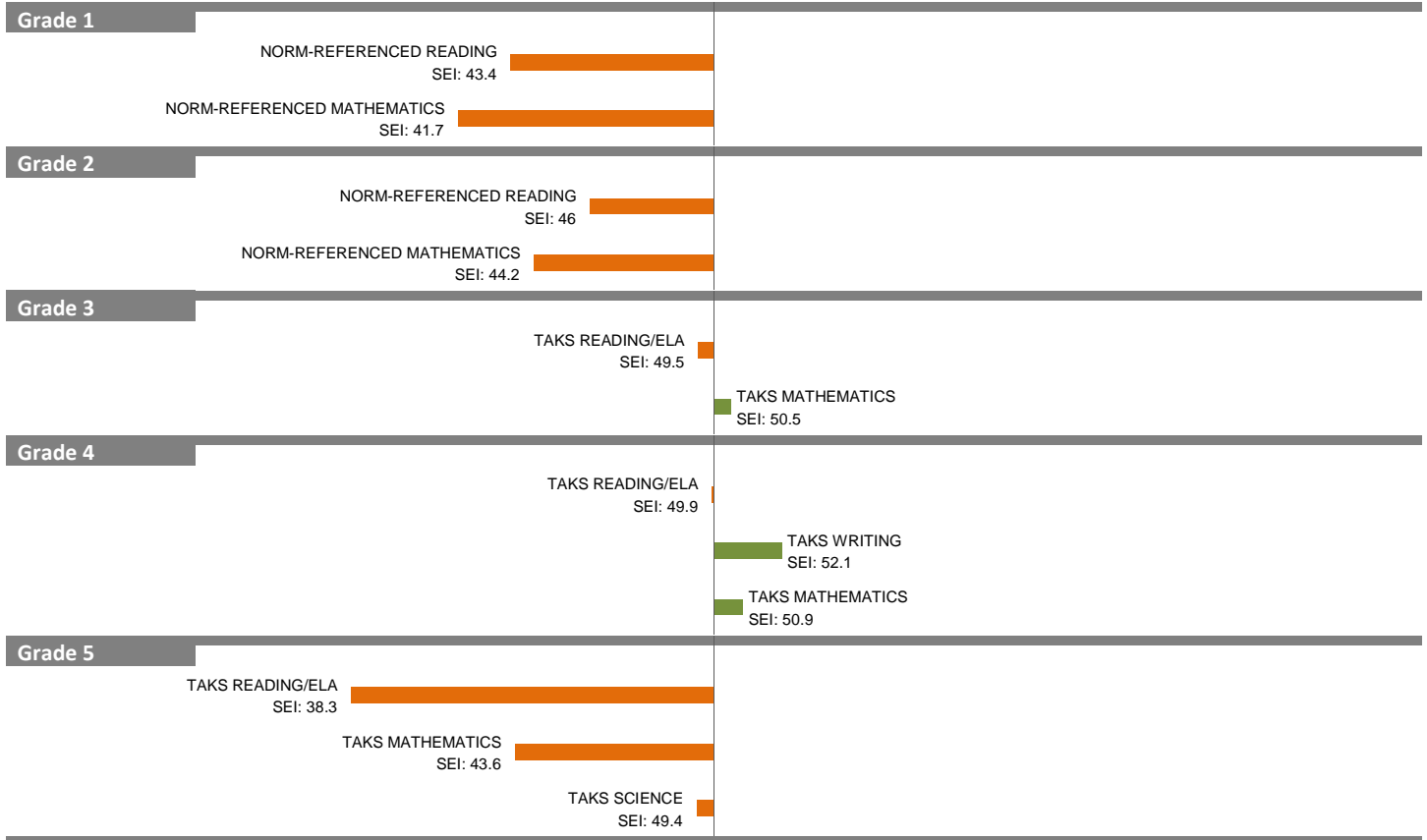


NOTES: The overall SEI has a mean of 50 and standard deviation of 5. The range for an “average” overall SEI is 47.5 to 52.5. Component SEIs (i.e., “Grade 5 TAKS READING” or “PSAT WRITING”) each have mean 50 and standard deviation 10, and they are computed only if at least eight students are eligible. The range for an “average” component SEI is 45.0 to 55.0.

2010-11 School Effectiveness Index (SEI) Analysis

195--PRESTON HOLLOW
2011-12 LC: NORTHWEST

Overall SEI: 45.9
AEIS Rating: Recognized



NOTES: The overall SEI has a mean of 50 and standard deviation of 5. The range for an "average" overall SEI is 47.5 to 52.5. Component SEIs (i.e., "Grade 5 TAKS READING" or "PSAT WRITING") each have mean 50 and standard deviation 10, and they are computed only if at least eight students are eligible. The range for an "average" component SEI is 45.0 to 55.0.

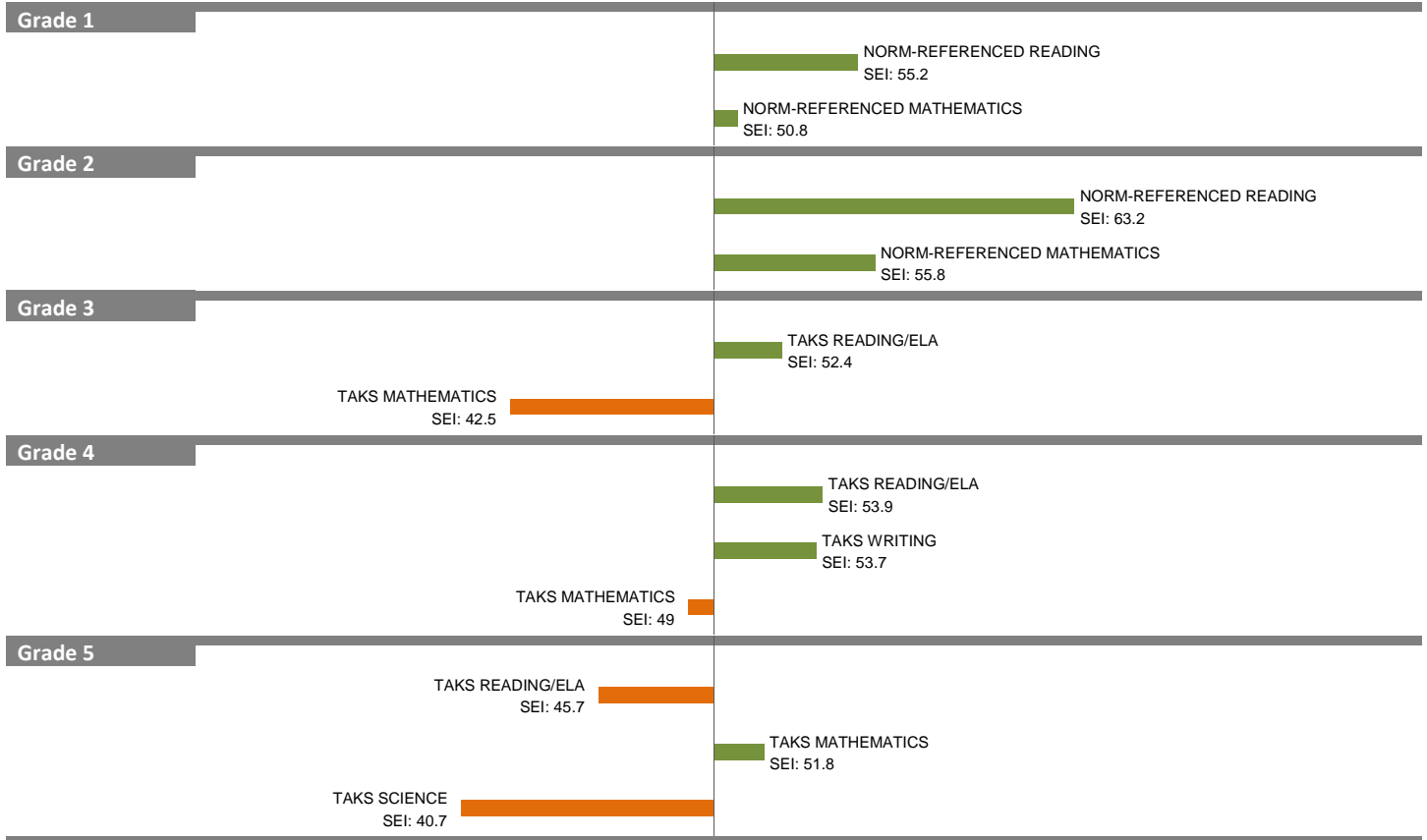
2010-11 School Effectiveness Index (SEI) Analysis

204-ROSEMONT

2011-12 LC: NORTHWEST

Overall SEI: 50.8

AEIS Rating: Recognized



NOTES: The overall SEI has a mean of 50 and standard deviation of 5. The range for an “average” overall SEI is 47.5 to 52.5. Component SEIs (i.e., “Grade 5 TAKS READING” or “PSAT WRITING”) each have mean 50 and standard deviation 10, and they are computed only if at least eight students are eligible. The range for an “average” component SEI is 45.0 to 55.0.


2010-11 School Effectiveness Index (SEI) Analysis

211--STEVENS PARK

2011-12 LC: NORTHWEST

Overall SEI: 52.8

AEIS Rating: Recognized



NOTES: The overall SEI has a mean of 50 and standard deviation of 5. The range for an "average" overall SEI is 47.5 to 52.5. Component SEIs (i.e., "Grade 5 TAKS READING" or "PSAT WRITING") each have mean 50 and standard deviation 10, and they are computed only if at least eight students are eligible. The range for an "average" component SEI is 45.0 to 55.0.

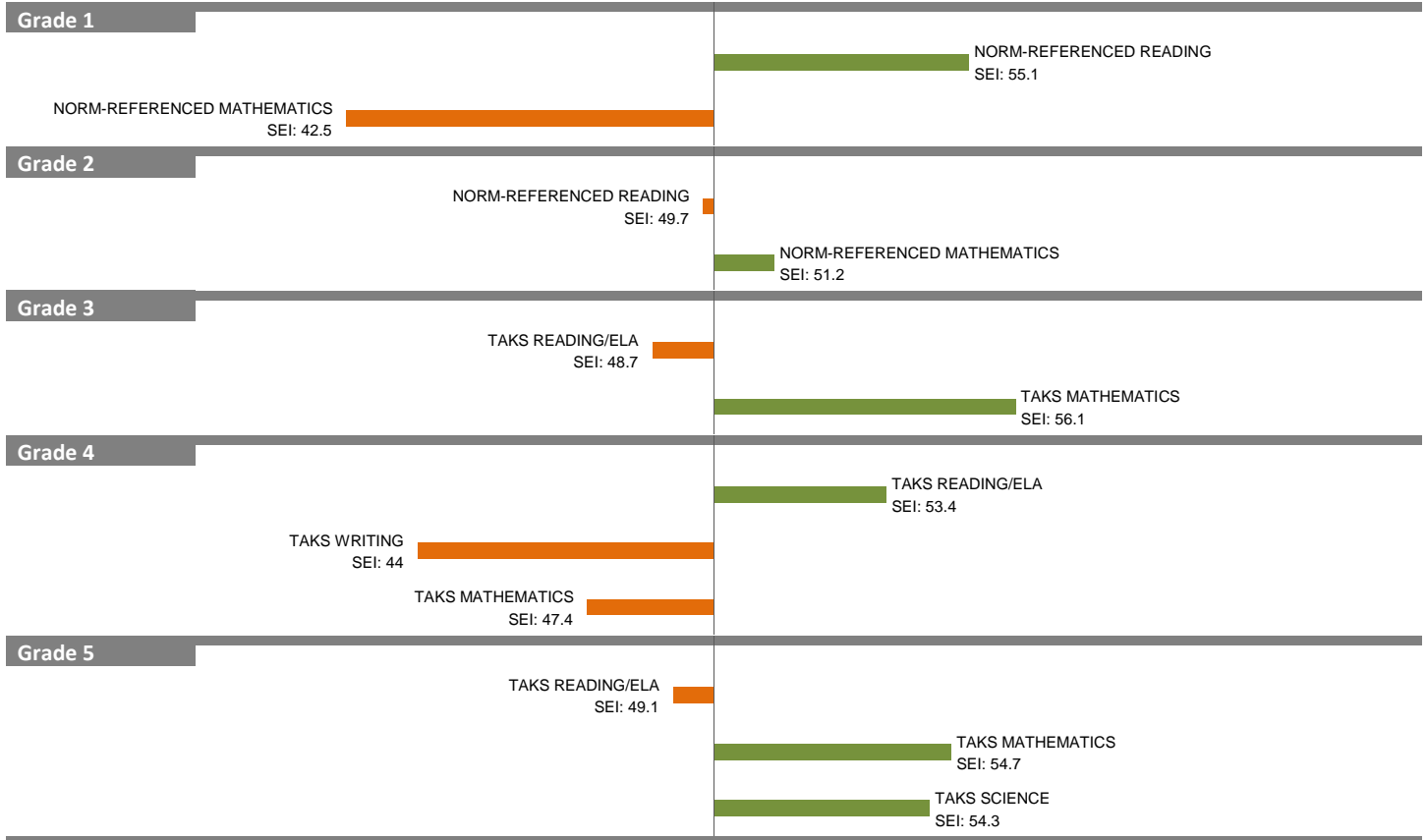
2010-11 School Effectiveness Index (SEI) Analysis

224-WALNUT HILL

2011-12 LC: NORTHWEST

Overall SEI: 50.1

AEIS Rating: Recognized

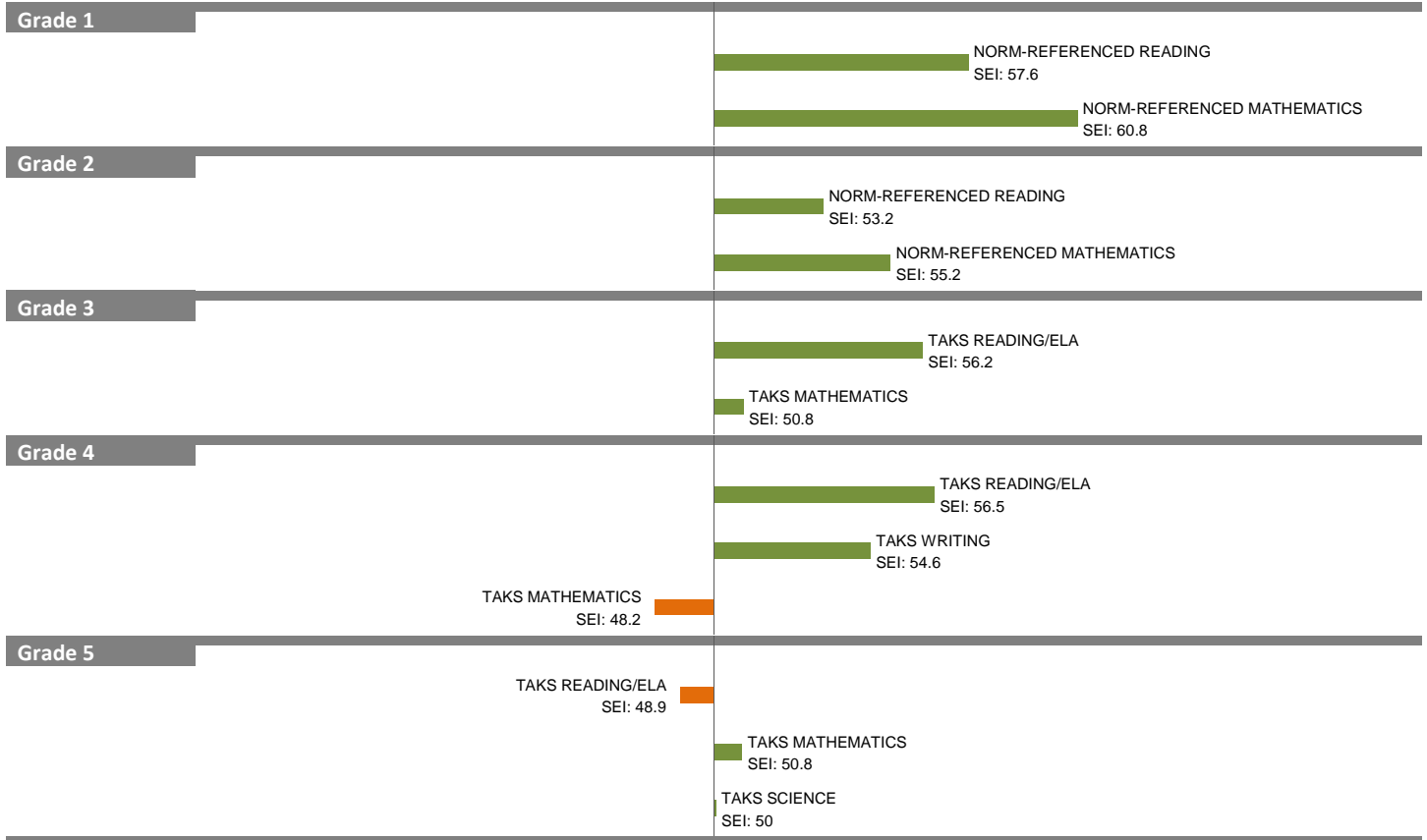


NOTES: The overall SEI has a mean of 50 and standard deviation of 5. The range for an “average” overall SEI is 47.5 to 52.5. Component SEIs (i.e., “Grade 5 TAKS READING” or “PSAT WRITING”) each have mean 50 and standard deviation 10, and they are computed only if at least eight students are eligible. The range for an “average” component SEI is 45.0 to 55.0.

2010-11 School Effectiveness Index (SEI) Analysis

228--SUDIE L. WILLIAMS
2011-12 LC: NORTHWEST

Overall SEI: 53.4
AEIS Rating: Recognized

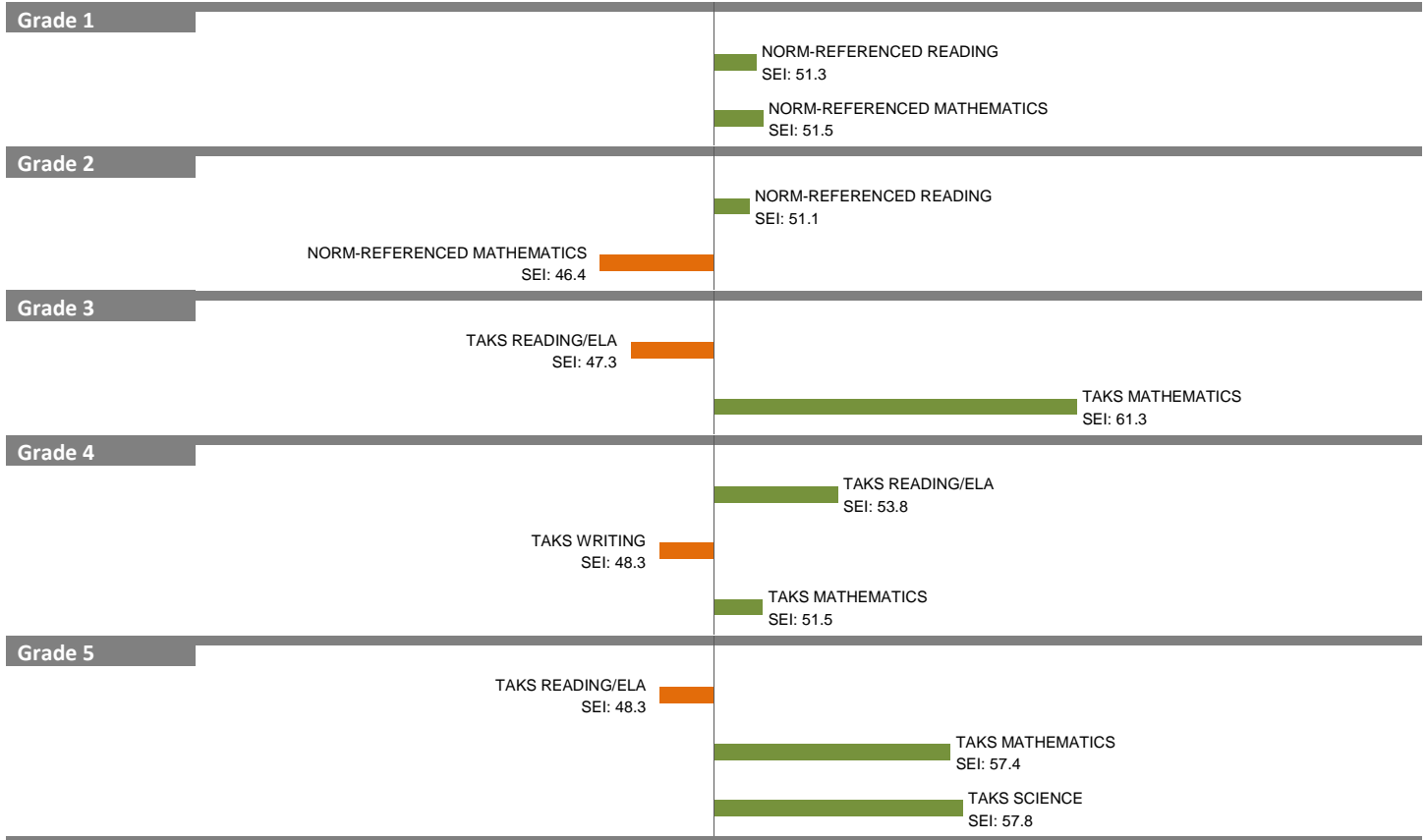


NOTES: The overall SEI has a mean of 50 and standard deviation of 5. The range for an "average" overall SEI is 47.5 to 52.5. Component SEIs (i.e., "Grade 5 TAKS READING" or "PSAT WRITING") each have mean 50 and standard deviation 10, and they are computed only if at least eight students are eligible. The range for an "average" component SEI is 45.0 to 55.0.

2010-11 School Effectiveness Index (SEI) Analysis

230-HARRY WITHERS
2011-12 LC: NORTHWEST

Overall SEI: 51.8
AEIS Rating: Recognized



NOTES: The overall SEI has a mean of 50 and standard deviation of 5. The range for an “average” overall SEI is 47.5 to 52.5. Component SEIs (i.e., “Grade 5 TAKS READING” or “PSAT WRITING”) each have mean 50 and standard deviation 10, and they are computed only if at least eight students are eligible. The range for an “average” component SEI is 45.0 to 55.0.

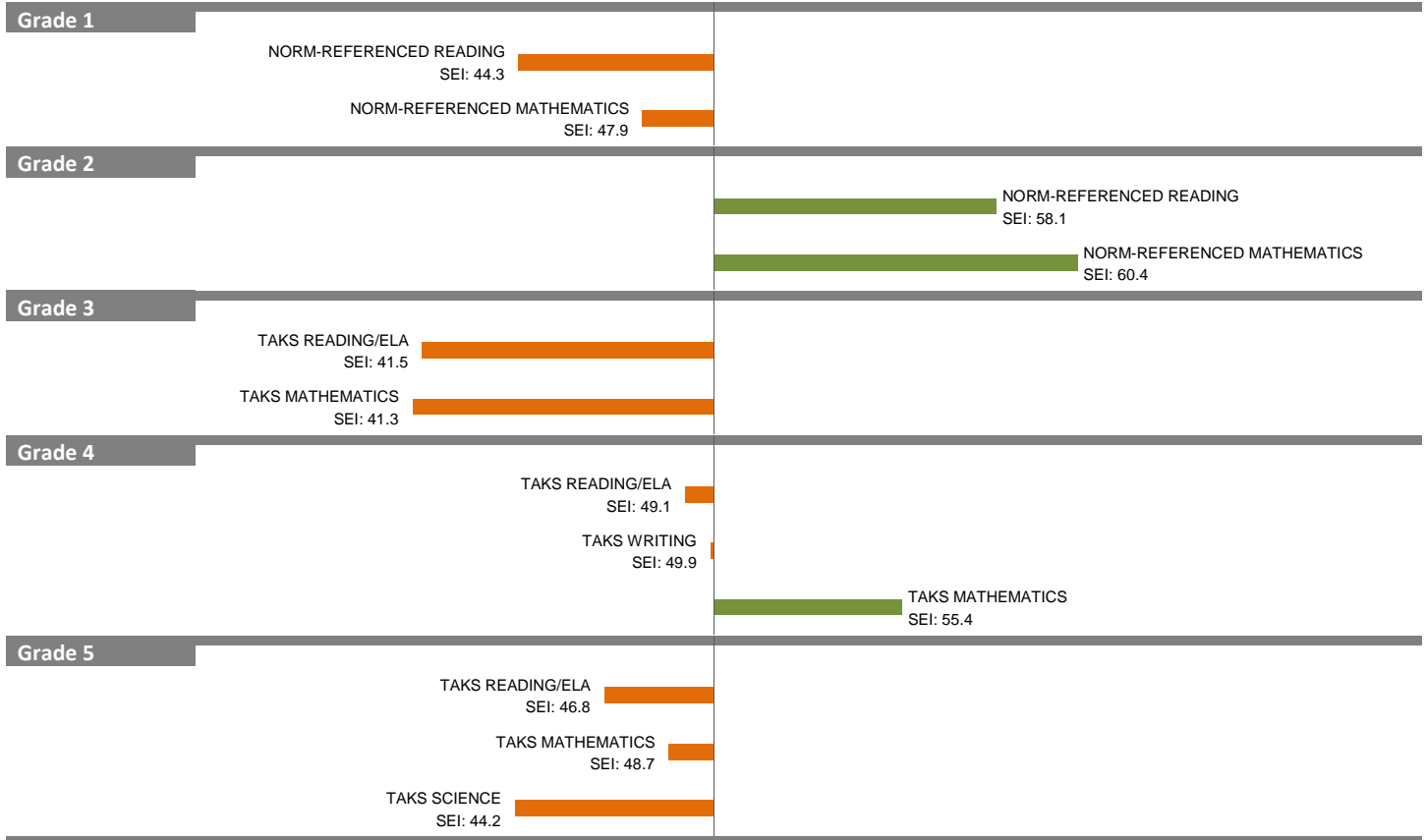
2010-11 School Effectiveness Index (SEI) Analysis

233--NATHAN ADAMS

2011-12 LC: NORTHWEST

Overall SEI: 48.4

AEIS Rating: Recognized



NOTES: The overall SEI has a mean of 50 and standard deviation of 5. The range for an "average" overall SEI is 47.5 to 52.5. Component SEIs (i.e., "Grade 5 TAKS READING" or "PSAT WRITING") each have mean 50 and standard deviation 10, and they are computed only if at least eight students are eligible. The range for an "average" component SEI is 45.0 to 55.0.

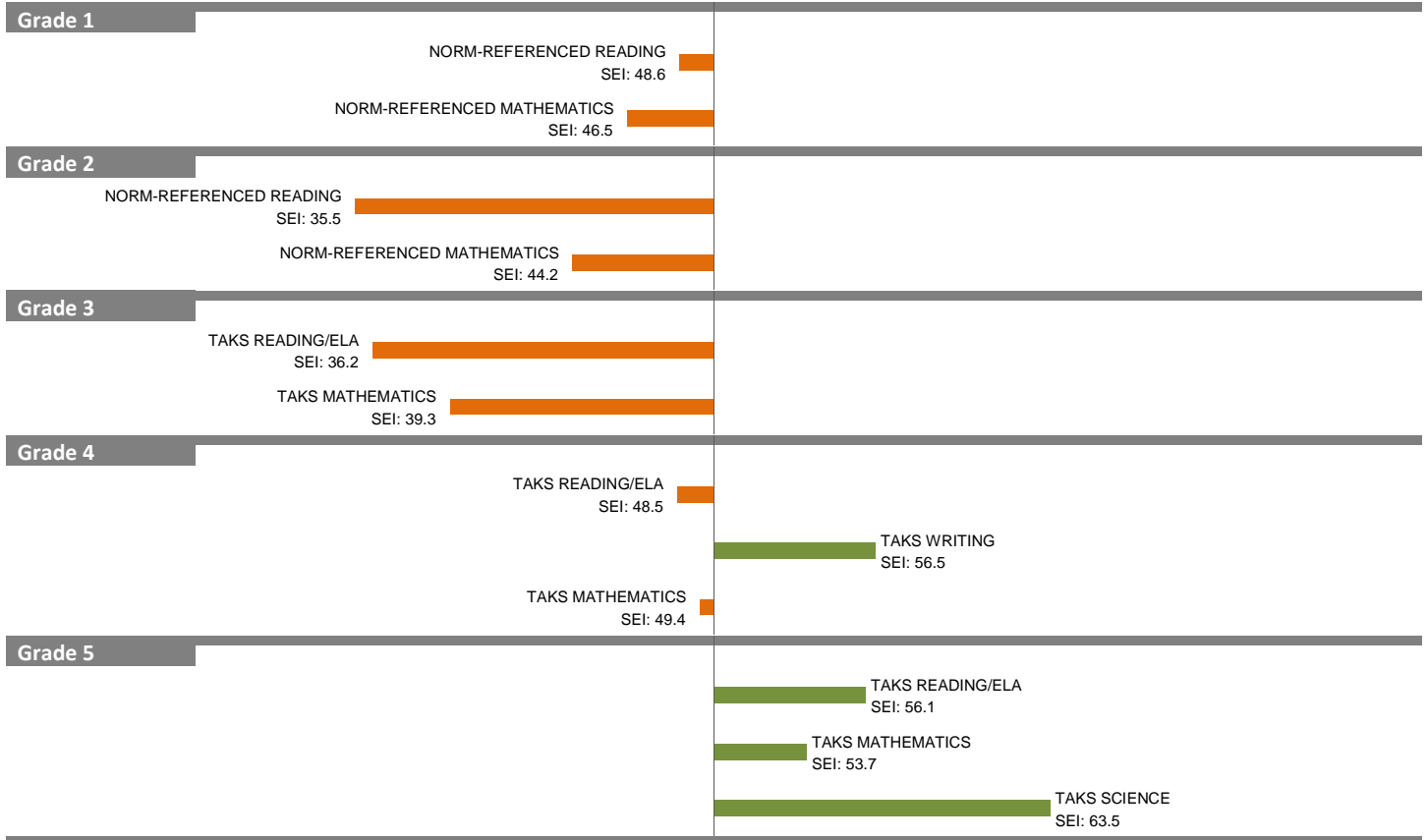
2010-11 School Effectiveness Index (SEI) Analysis

260–LORENZO DEZAVALA

Overall SEI: 47.5

2011-12 LC: NORTHWEST

AEIS Rating: Academically Acceptable

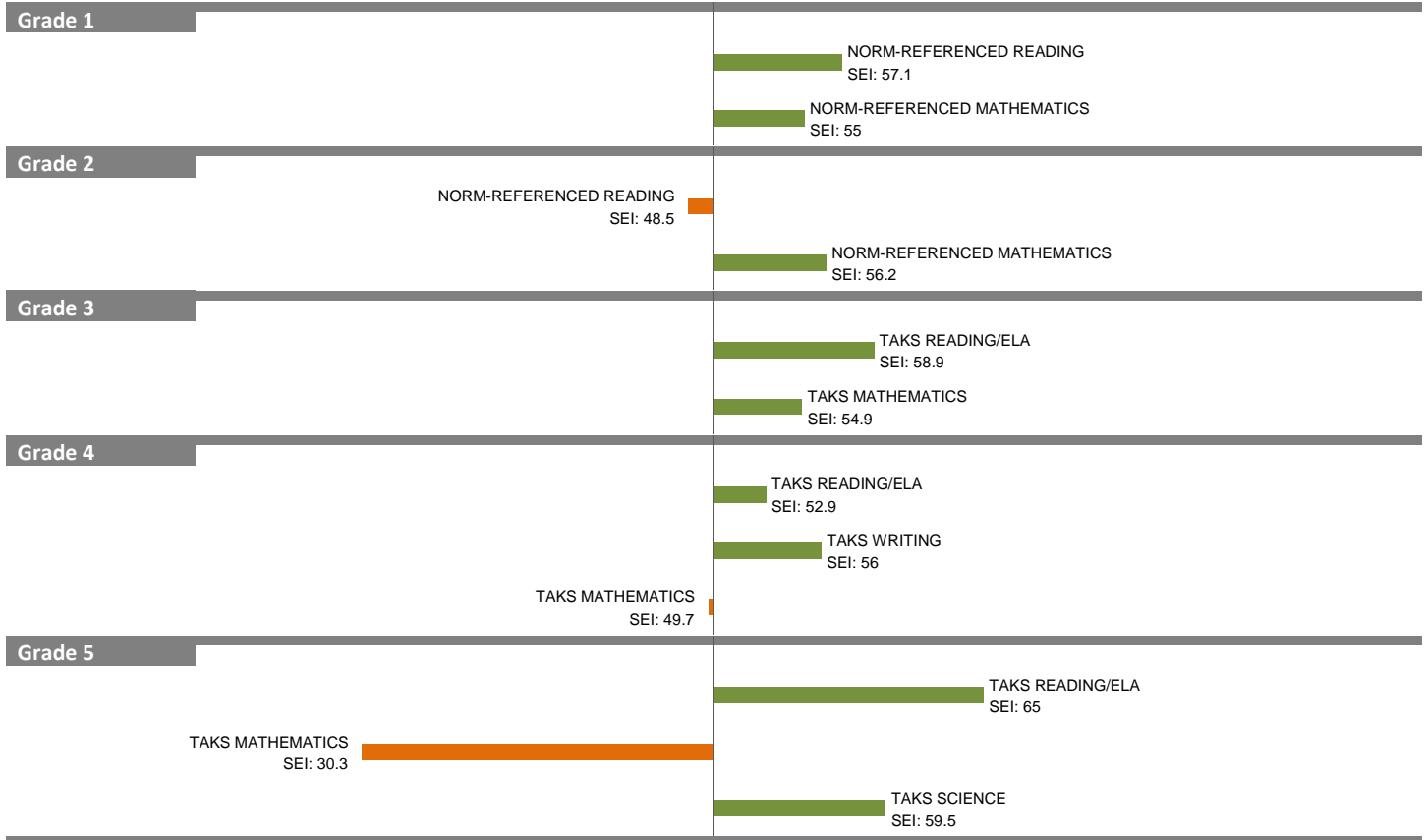


NOTES: The overall SEI has a mean of 50 and standard deviation of 5. The range for an “average” overall SEI is 47.5 to 52.5. Component SEIs (i.e., “Grade 5 TAKS READING” or “PSAT WRITING”) each have mean 50 and standard deviation 10, and they are computed only if at least eight students are eligible. The range for an “average” component SEI is 45.0 to 55.0.

2010-11 School Effectiveness Index (SEI) Analysis

265--ELADIO MARTINEZ
2011-12 LC: NORTHWEST

Overall SEI: 53.5
AEIS Rating: Recognized



NOTES: The overall SEI has a mean of 50 and standard deviation of 5. The range for an "average" overall SEI is 47.5 to 52.5. Component SEIs (i.e., "Grade 5 TAKS READING" or "PSAT WRITING") each have mean 50 and standard deviation 10, and they are computed only if at least eight students are eligible. The range for an "average" component SEI is 45.0 to 55.0.

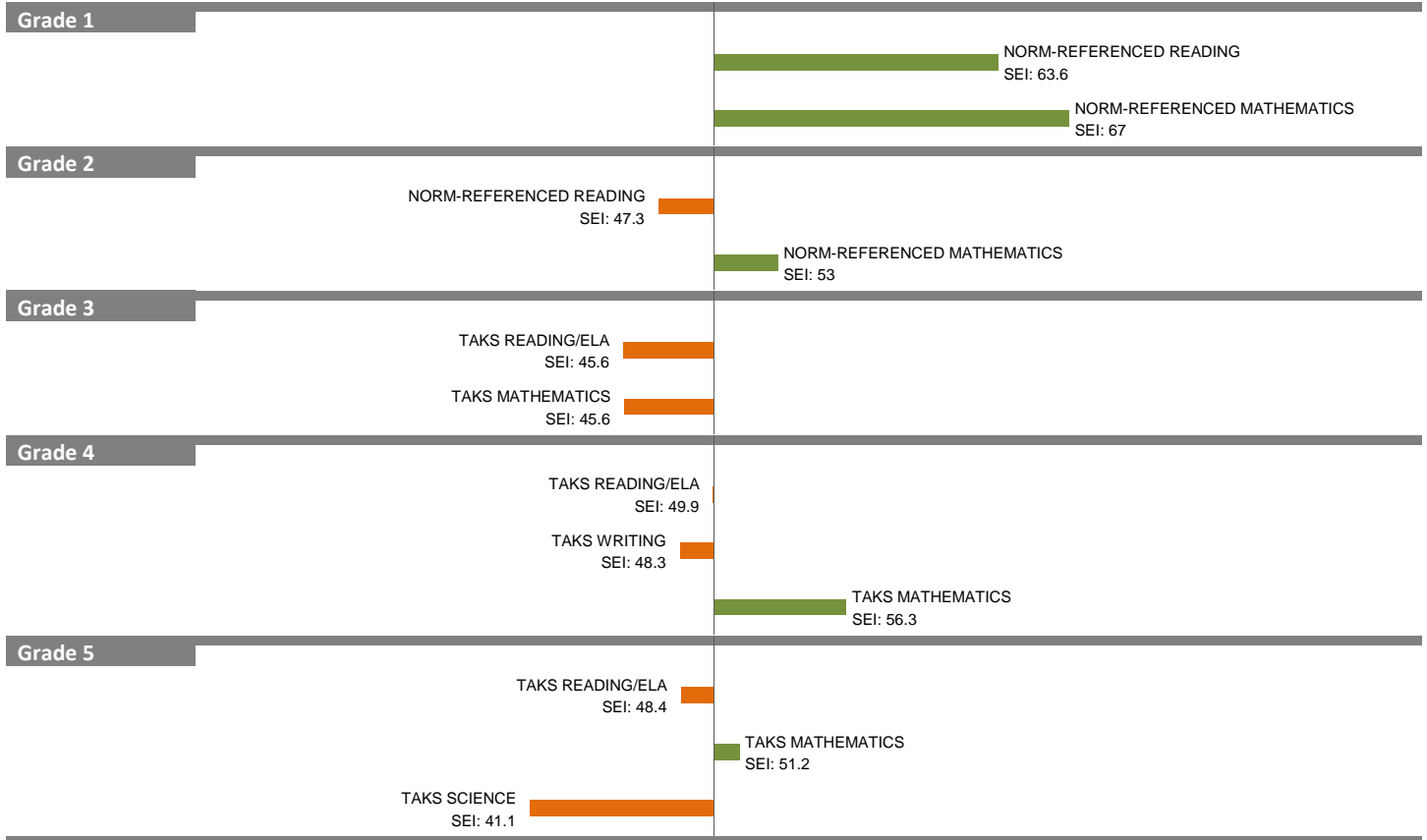
2010-11 School Effectiveness Index (SEI) Analysis

269--ONESIMO HERNANDEZ

Overall SEI: 51.1

2011-12 LC: NORTHWEST

AEIS Rating: Academically Acceptable



NOTES: The overall SEI has a mean of 50 and standard deviation of 5. The range for an "average" overall SEI is 47.5 to 52.5. Component SEIs (i.e., "Grade 5 TAKS READING" or "PSAT WRITING") each have mean 50 and standard deviation 10, and they are computed only if at least eight students are eligible. The range for an "average" component SEI is 45.0 to 55.0.

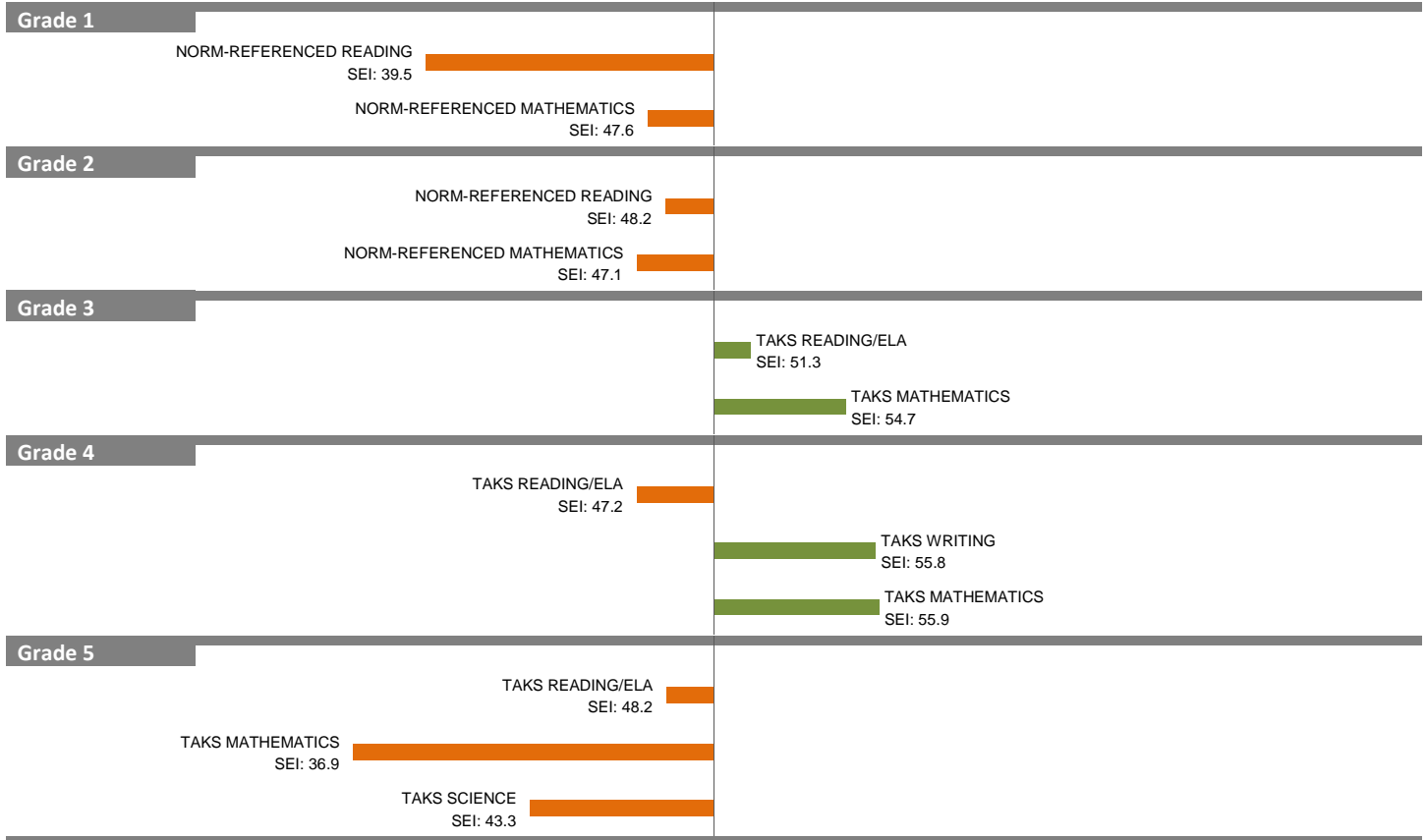
2010-11 School Effectiveness Index (SEI) Analysis

271--JULIAN T. SALDIVAR

Overall SEI: 47.3

2011-12 LC: NORTHWEST

AEIS Rating: Academically Acceptable



NOTES: The overall SEI has a mean of 50 and standard deviation of 5. The range for an "average" overall SEI is 47.5 to 52.5. Component SEIs (i.e., "Grade 5 TAKS READING" or "PSAT WRITING") each have mean 50 and standard deviation 10, and they are computed only if at least eight students are eligible. The range for an "average" component SEI is 45.0 to 55.0.

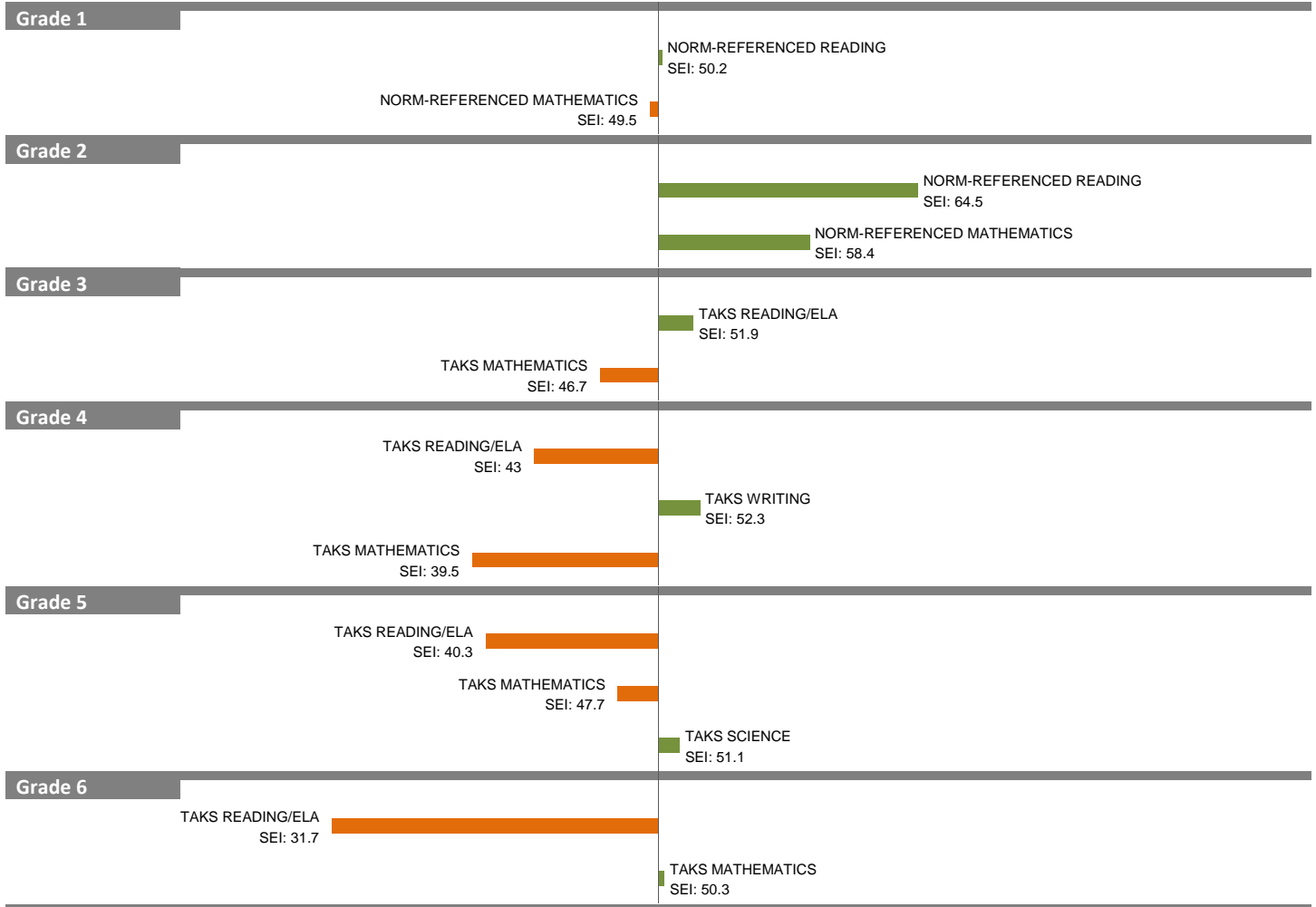
2010-11 School Effectiveness Index (SEI) Analysis

275--LOUISE KAHN

2011-12 LC: NORTHWEST

Overall SEI: 47.8

AEIS Rating: Recognized



NOTES: The overall SEI has a mean of 50 and standard deviation of 5. The range for an "average" overall SEI is 47.5 to 52.5. Component SEIs (i.e., "Grade 5 TAKS READING" or "PSAT WRITING") each have mean 50 and standard deviation 10, and they are computed only if at least eight students are eligible. The range for an "average" component SEI is 45.0 to 55.0.

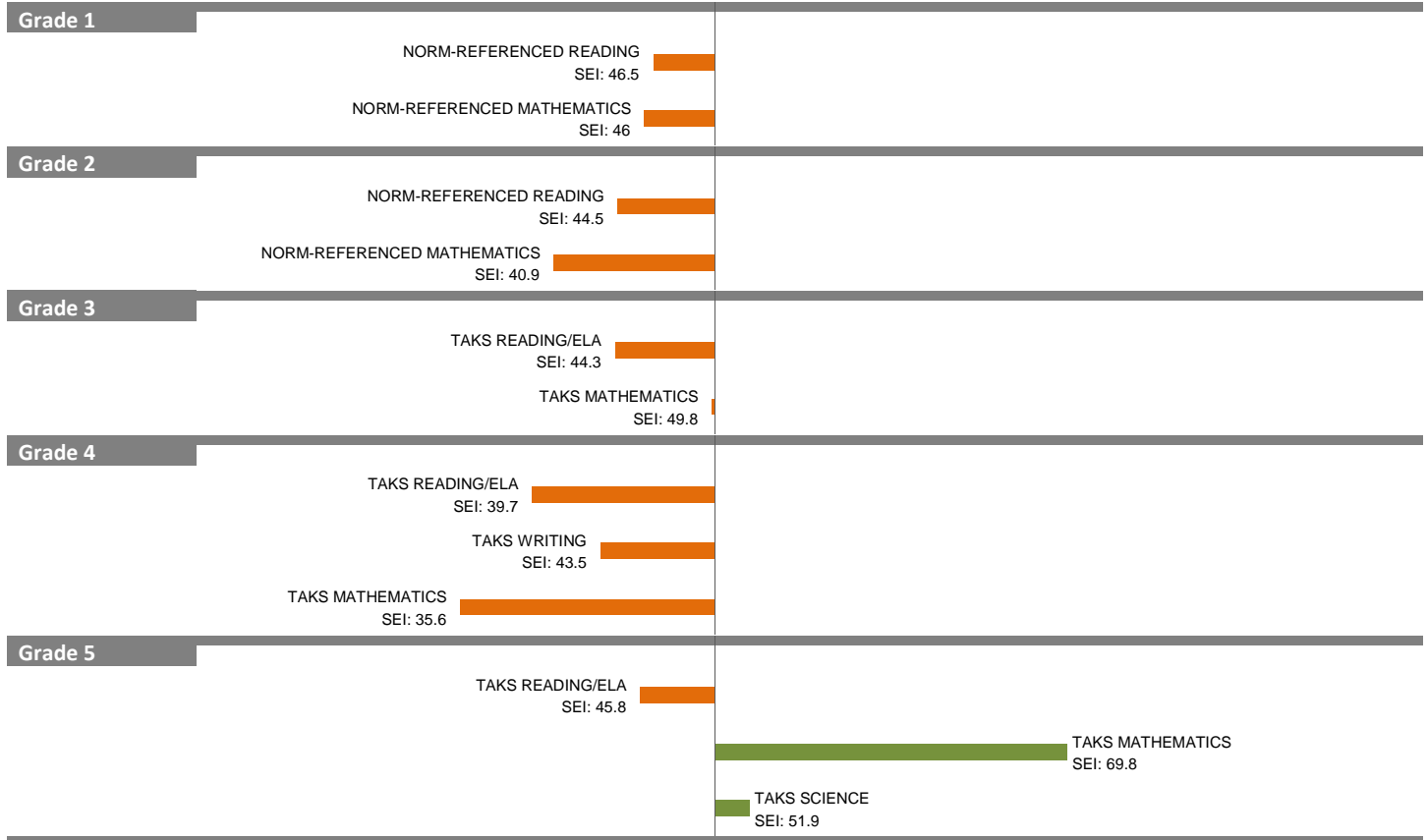
2010-11 School Effectiveness Index (SEI) Analysis

278--LEONIDES GONZALEZ CIGARROA

Overall SEI: 45.8

2011-12 LC: NORTHWEST

AEIS Rating: Academically Acceptable

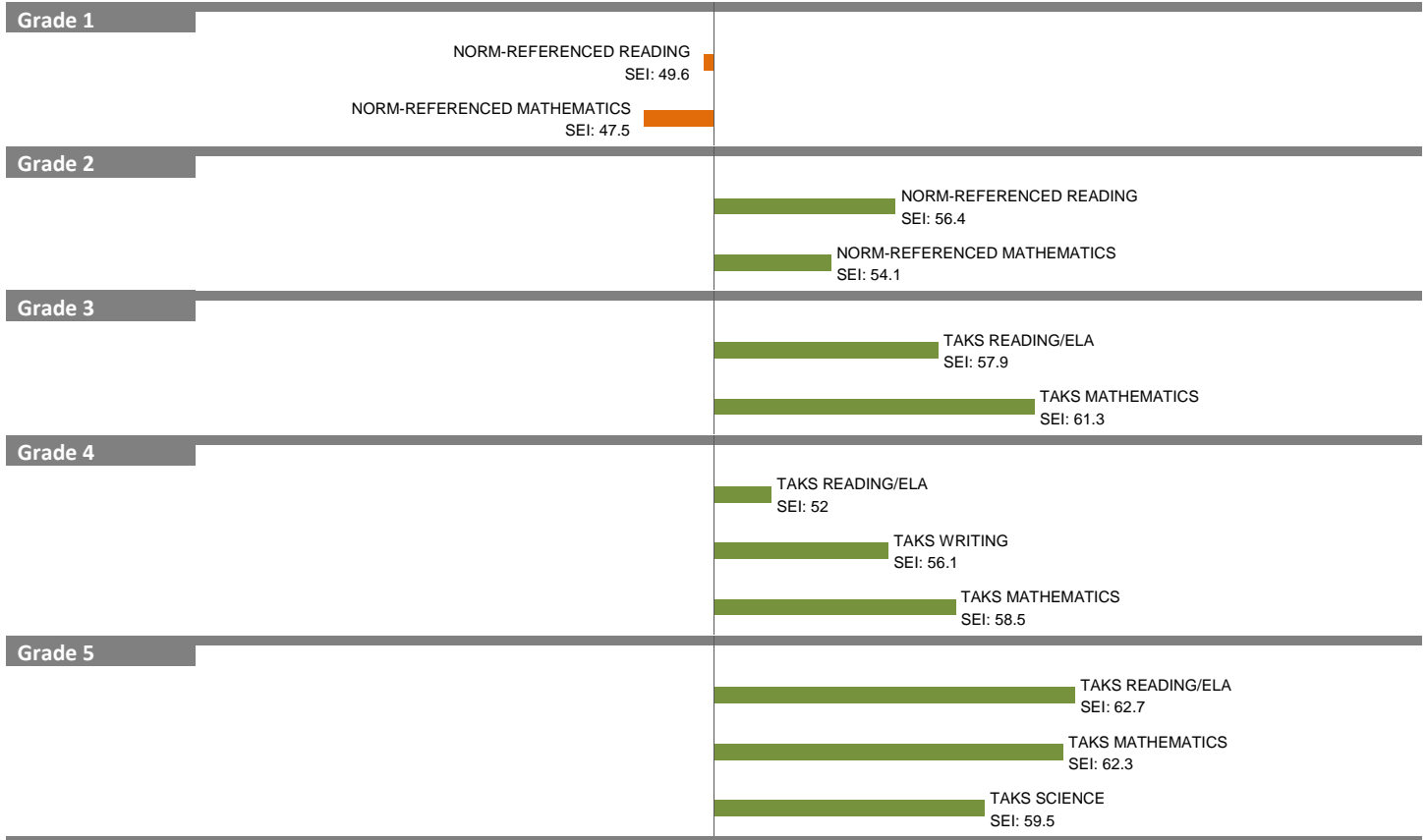


NOTES: The overall SEI has a mean of 50 and standard deviation of 5. The range for an "average" overall SEI is 47.5 to 52.5. Component SEIs (i.e., "Grade 5 TAKS READING" or "PSAT WRITING") each have mean 50 and standard deviation 10, and they are computed only if at least eight students are eligible. The range for an "average" component SEI is 45.0 to 55.0.

2010-11 School Effectiveness Index (SEI) Analysis

279--JERRY R. JUNKINS
2011-12 LC: NORTHWEST

Overall SEI: 56.5
AEIS Rating: Recognized



NOTES: The overall SEI has a mean of 50 and standard deviation of 5. The range for an "average" overall SEI is 47.5 to 52.5. Component SEIs (i.e., "Grade 5 TAKS READING" or "PSAT WRITING") each have mean 50 and standard deviation 10, and they are computed only if at least eight students are eligible. The range for an "average" component SEI is 45.0 to 55.0.

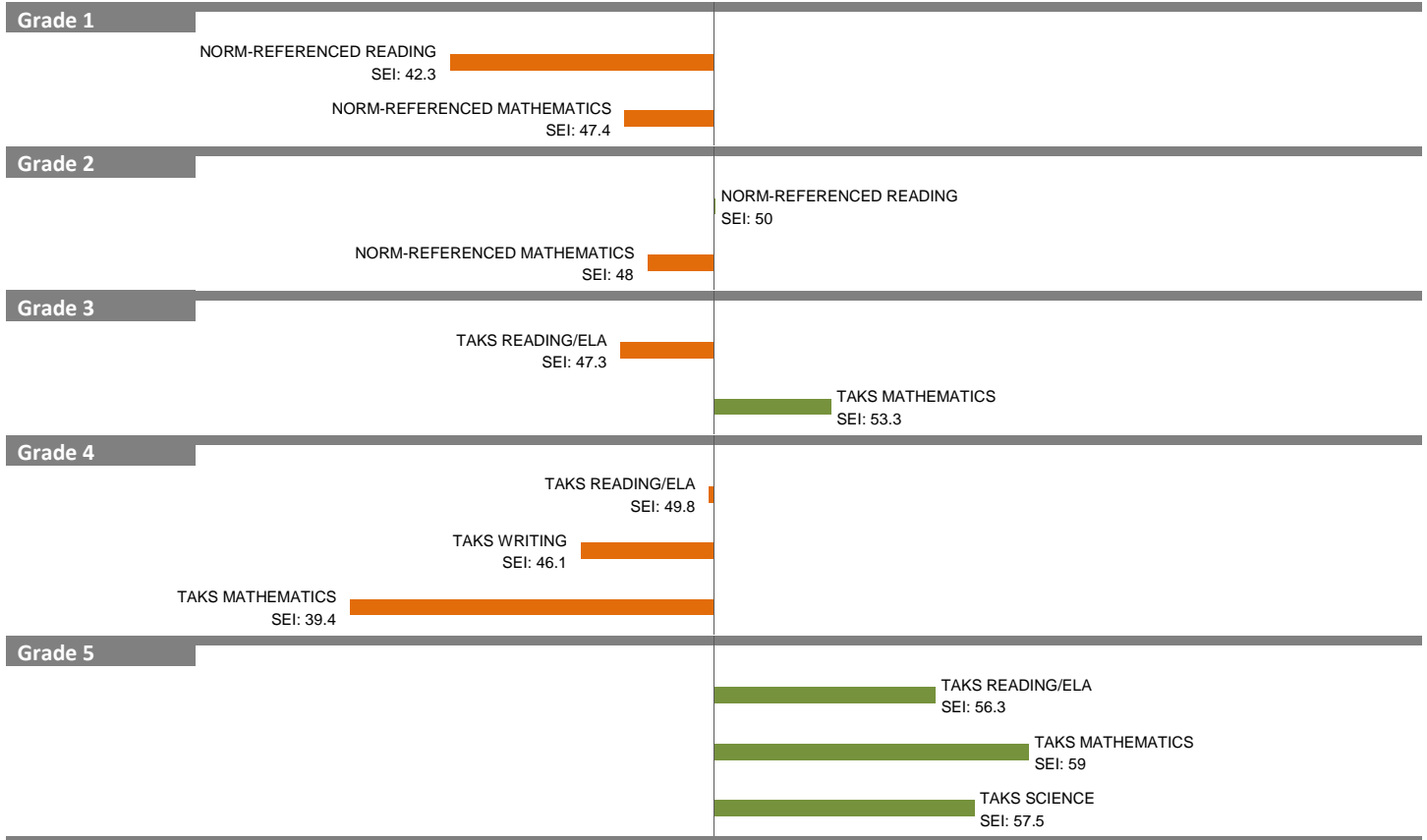
2010-11 School Effectiveness Index (SEI) Analysis

280-ANNE FRANK

2011-12 LC: NORTHWEST

Overall SEI: 49.2

AEIS Rating: Recognized



NOTES: The overall SEI has a mean of 50 and standard deviation of 5. The range for an “average” overall SEI is 47.5 to 52.5. Component SEIs (i.e., “Grade 5 TAKS READING” or “PSAT WRITING”) each have mean 50 and standard deviation 10, and they are computed only if at least eight students are eligible. The range for an “average” component SEI is 45.0 to 55.0.

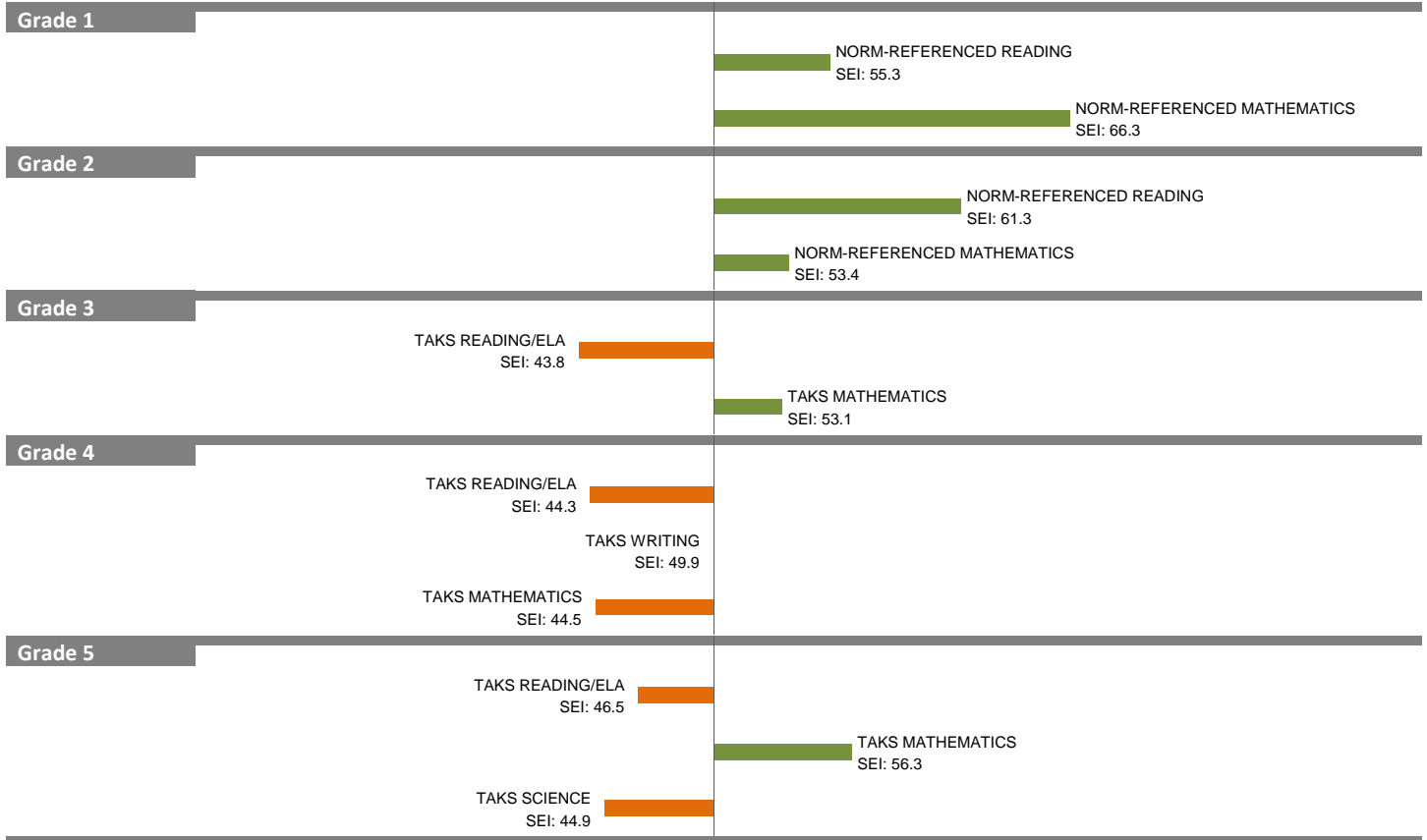
2010-11 School Effectiveness Index (SEI) Analysis

283-ESPERANZA MEDRANO

Overall SEI: 51.3

2011-12 LC: NORTHWEST

AEIS Rating: Academically Acceptable



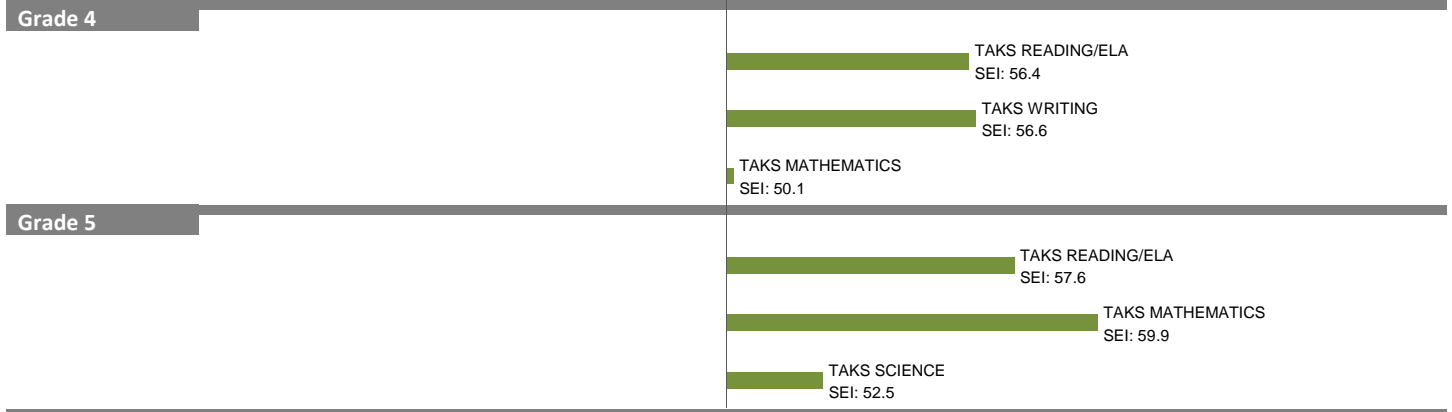
NOTES: The overall SEI has a mean of 50 and standard deviation of 5. The range for an “average” overall SEI is 47.5 to 52.5. Component SEIs (i.e., “Grade 5 TAKS READING” or “PSAT WRITING”) each have mean 50 and standard deviation 10, and they are computed only if at least eight students are eligible. The range for an “average” component SEI is 45.0 to 55.0.

2010-11 School Effectiveness Index (SEI) Analysis

828-K.B. POLK VANGUARD

Overall SEI: 55.5

2011-12 LC: NORTHWEST



NOTES: The overall SEI has a mean of 50 and standard deviation of 5. The range for an “average” overall SEI is 47.5 to 52.5. Component SEIs (i.e., “Grade 5 TAKS READING” or “PSAT WRITING”) each have mean 50 and standard deviation 10, and they are computed only if at least eight students are eligible. The range for an “average” component SEI is 45.0 to 55.0.