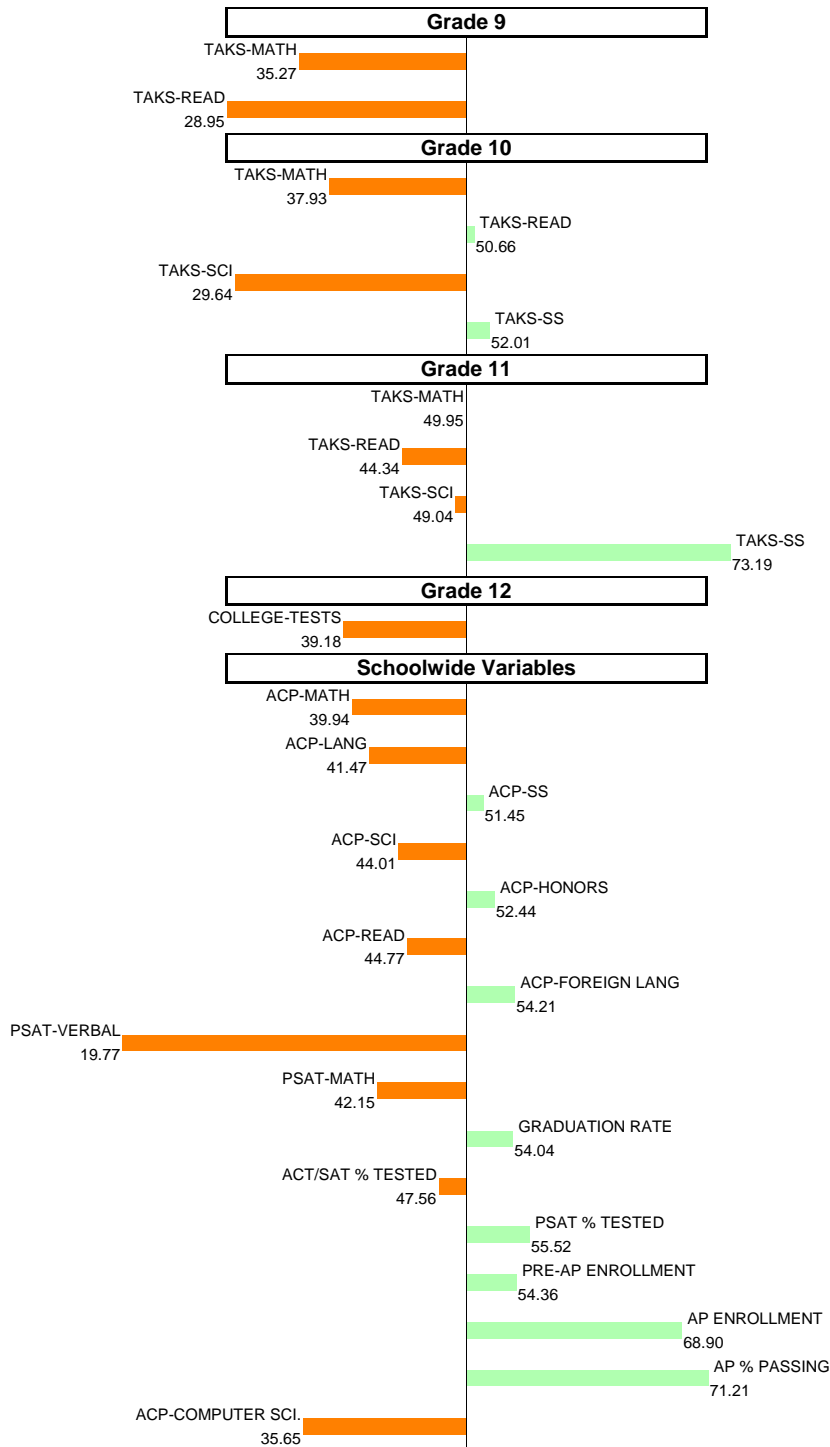


2008-09 School Effectiveness Index (SEI) Analysis

**2-W. H. ADAMSON
WEST**

Overall SEI: 45.95
AEIS Rating: Recognized

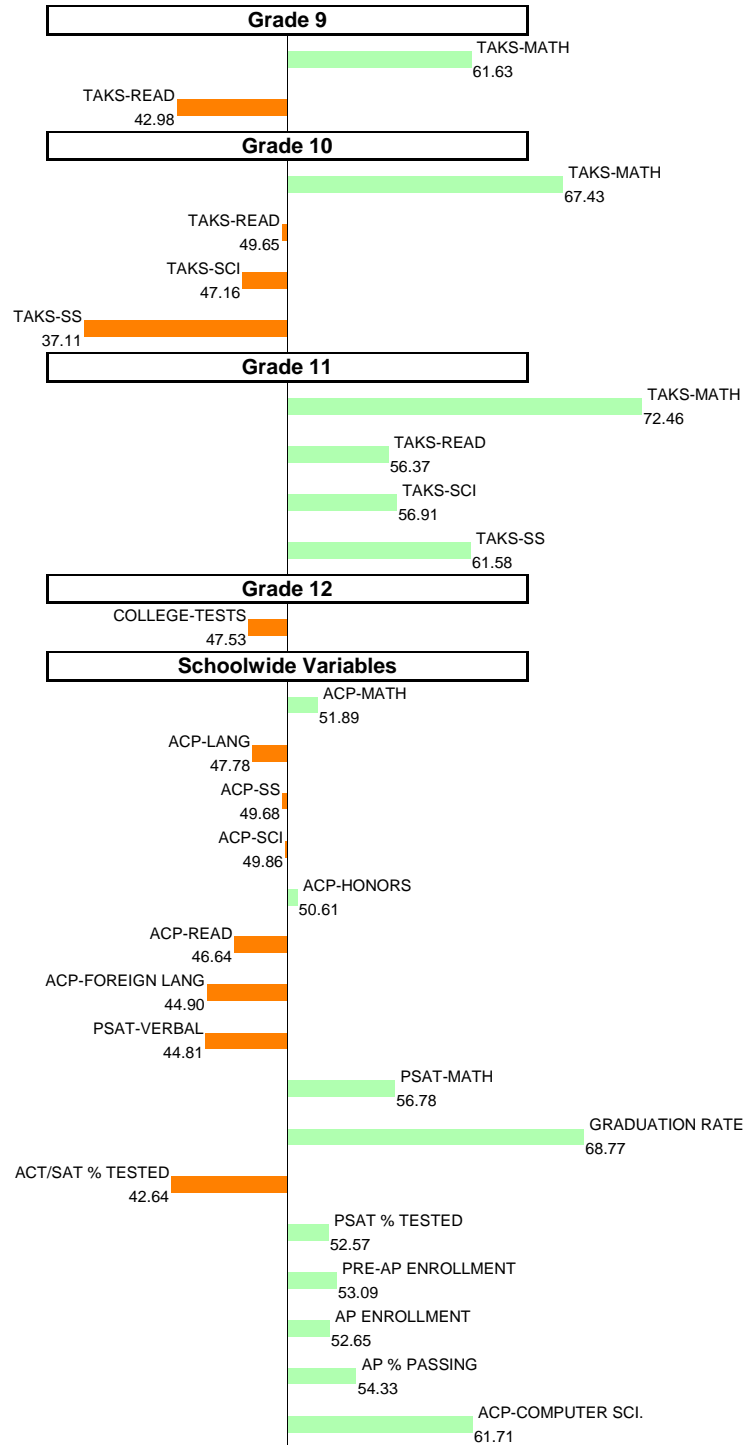


NOTES: The overall SEI is set to a mean of 50 and standard deviation of 5 each year. An SEI between 49 and 51 is considered within average. Individual grade and subject components (i.e., "TAKS-MATH") each have a mean of 50 and standard deviation of 10, and they are computed only if at least eight students are eligible.

2008-09 School Effectiveness Index (SEI) Analysis

5-MOISES E. MOLINA
WEST

Overall SEI: 52.59
AEIS Rating: Recognized

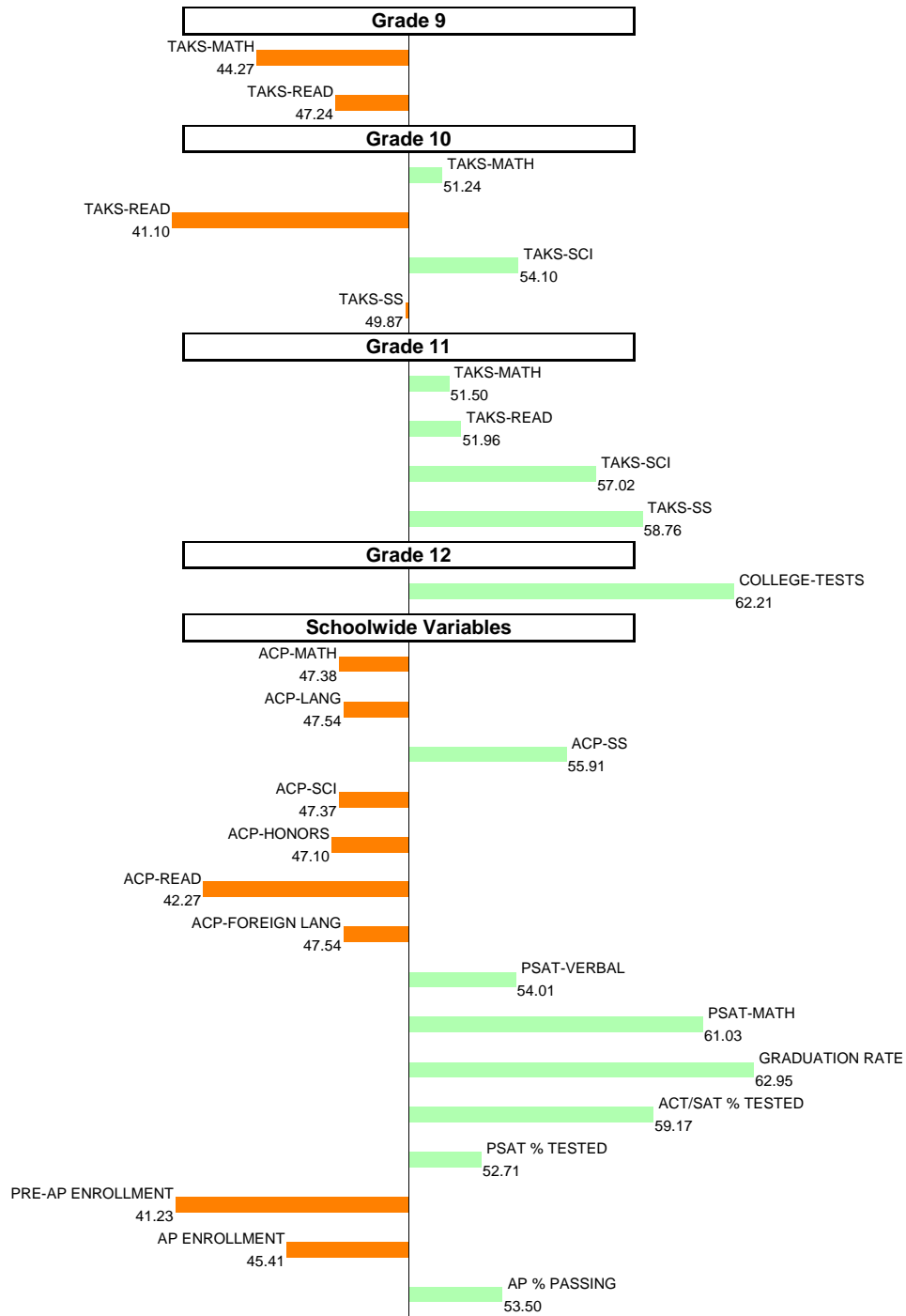


NOTES: The overall SEI is set to a mean of 50 and standard deviation of 5 each year. An SEI between 49 and 51 is considered within average. Individual grade and subject components (i.e., "TAKS-MATH") each have a mean of 50 and standard deviation of 10, and they are computed only if at least eight students are eligible.

2008-09 School Effectiveness Index (SEI) Analysis

**6-HILLCREST
WEST**

Overall SEI: 50.07
AEIS Rating: Academically Acceptable

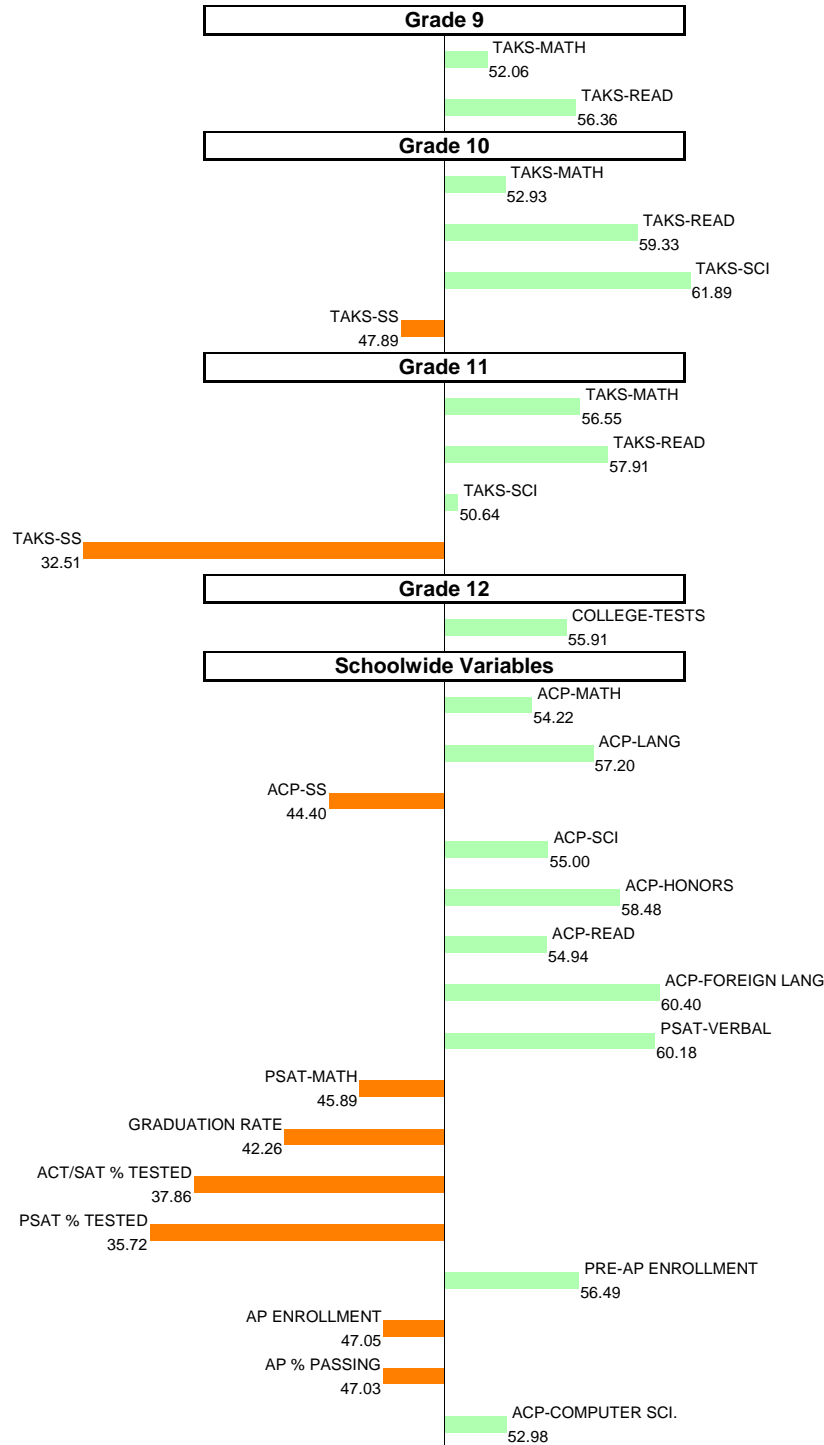


NOTES: The overall SEI is set to a mean of 50 and standard deviation of 5 each year. An SEI between 49 and 51 is considered within average. Individual grade and subject components (i.e., "TAKS-MATH") each have a mean of 50 and standard deviation of 10, and they are computed only if at least eight students are eligible.

2008-09 School Effectiveness Index (SEI) Analysis

**7-THOMAS JEFFERSON
WEST**

Overall SEI: 51.35
AEIS Rating: Academically Acceptable

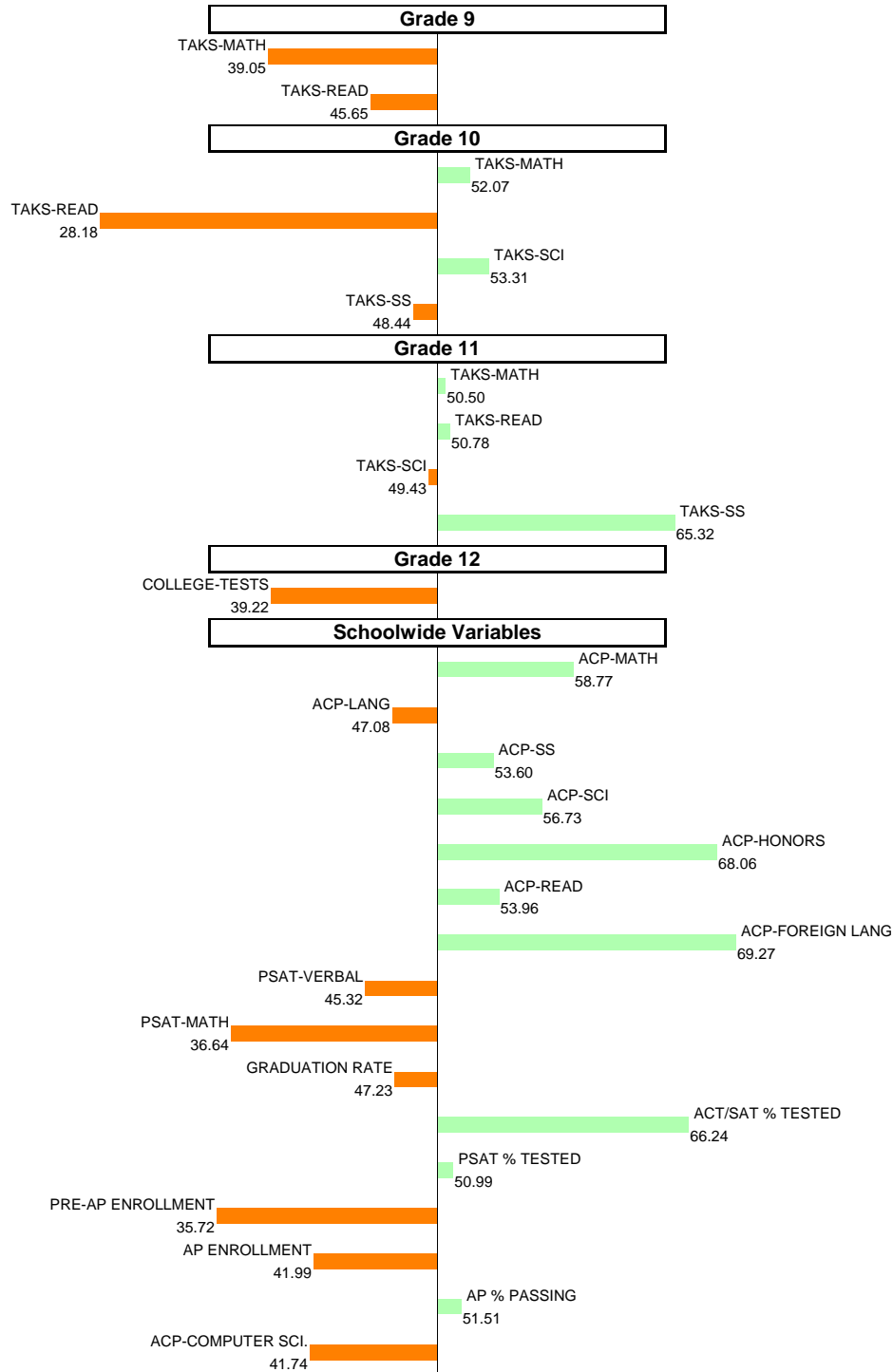


NOTES: The overall SEI is set to a mean of 50 and standard deviation of 5 each year. An SEI between 49 and 51 is considered within average. Individual grade and subject components (i.e., "TAKS-MATH") each have a mean of 50 and standard deviation of 10, and they are computed only if at least eight students are eligible.

2008-09 School Effectiveness Index (SEI) Analysis

**16-SOUTH OAK CLIFF
WEST**

Overall SEI: 49.54
AEIS Rating: Academically Acceptable

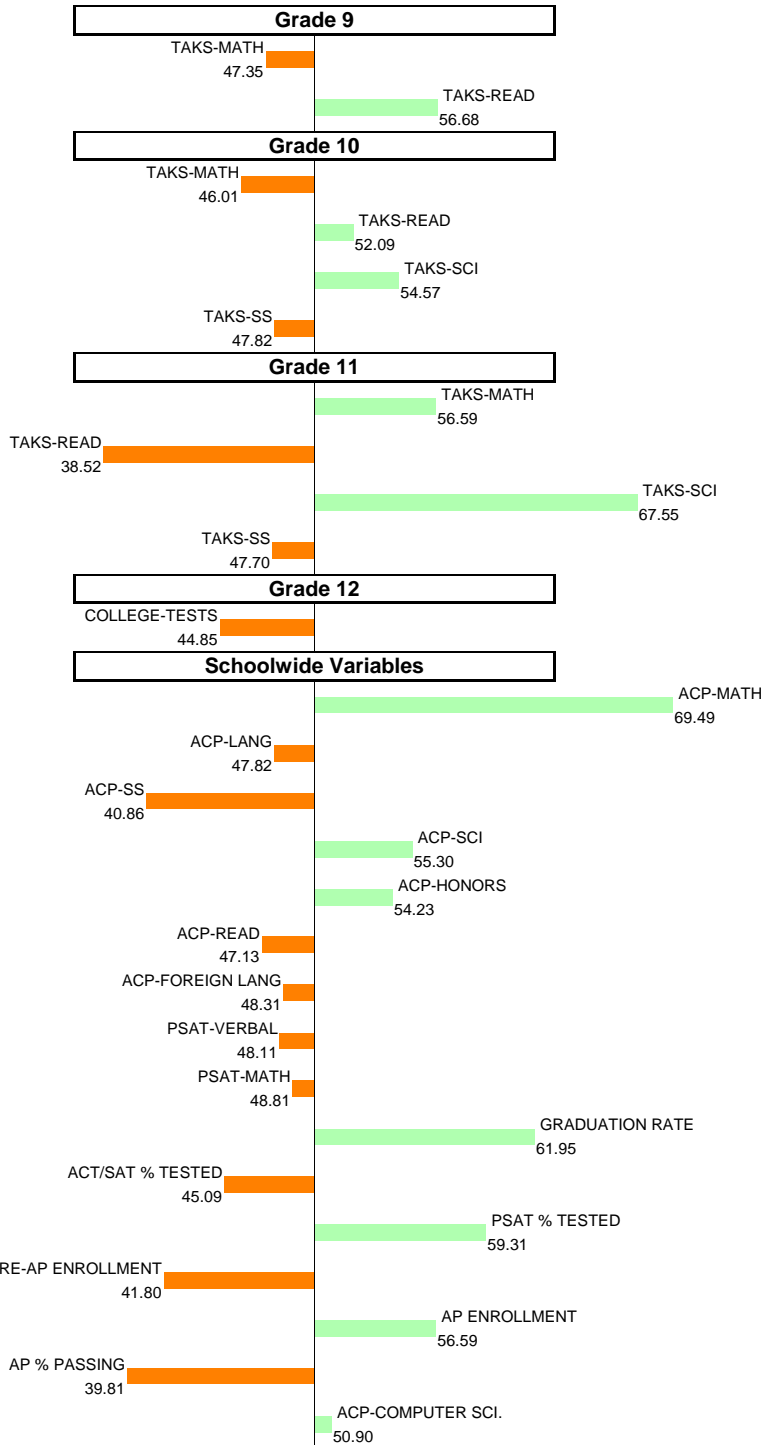


NOTES: The overall SEI is set to a mean of 50 and standard deviation of 5 each year. An SEI between 49 and 51 is considered within average. Individual grade and subject components (i.e., "TAKS-MATH") each have a mean of 50 and standard deviation of 10, and they are computed only if at least eight students are eligible.

2008-09 School Effectiveness Index (SEI) Analysis

18-SUNSET
WEST

Overall SEI: 51.01
AEIS Rating: Recognized

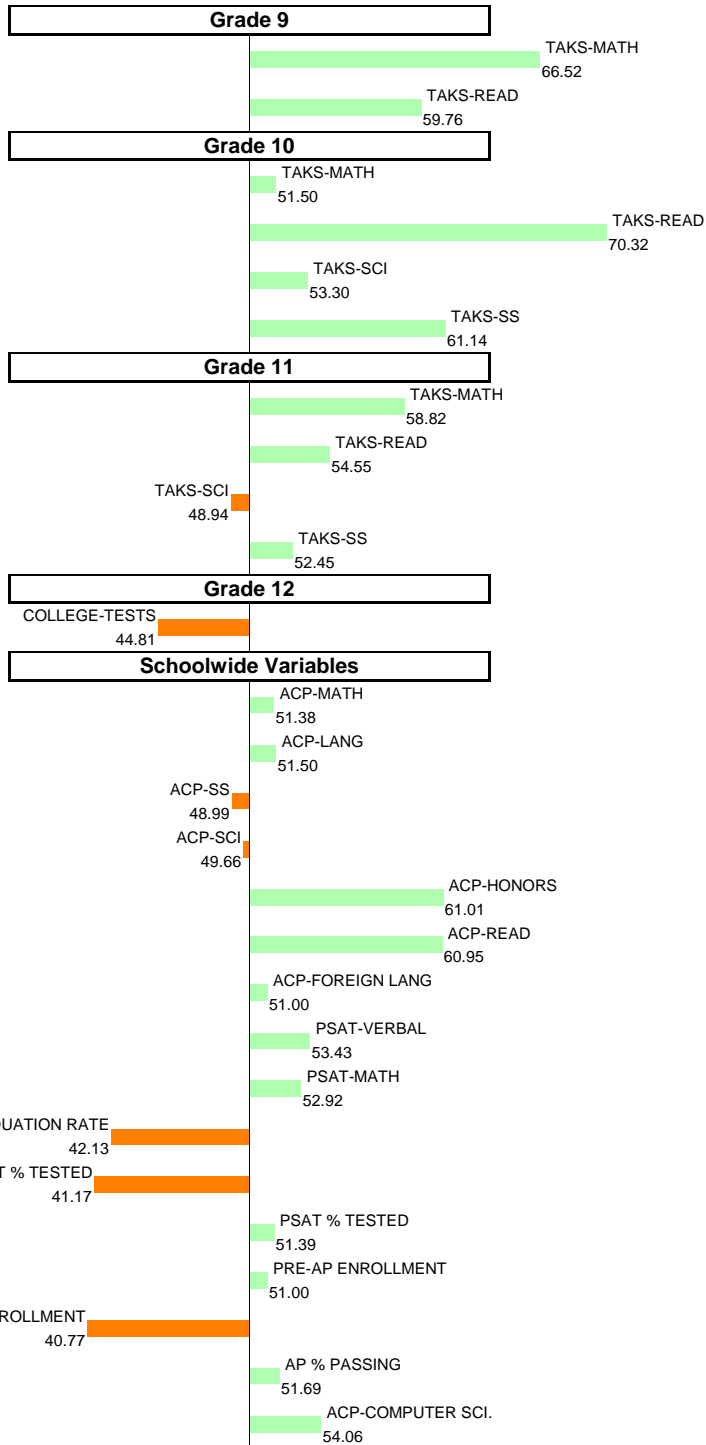


NOTES: The overall SEI is set to a mean of 50 and standard deviation of 5 each year. An SEI between 49 and 51 is considered within average. Individual grade and subject components (i.e., "TAKS-MATH") each have a mean of 50 and standard deviation of 10, and they are computed only if at least eight students are eligible.

2008-09 School Effectiveness Index (SEI) Analysis

**21-W. T. WHITE
WEST**

Overall SEI: 53.43
AEIS Rating: Academically Acceptable

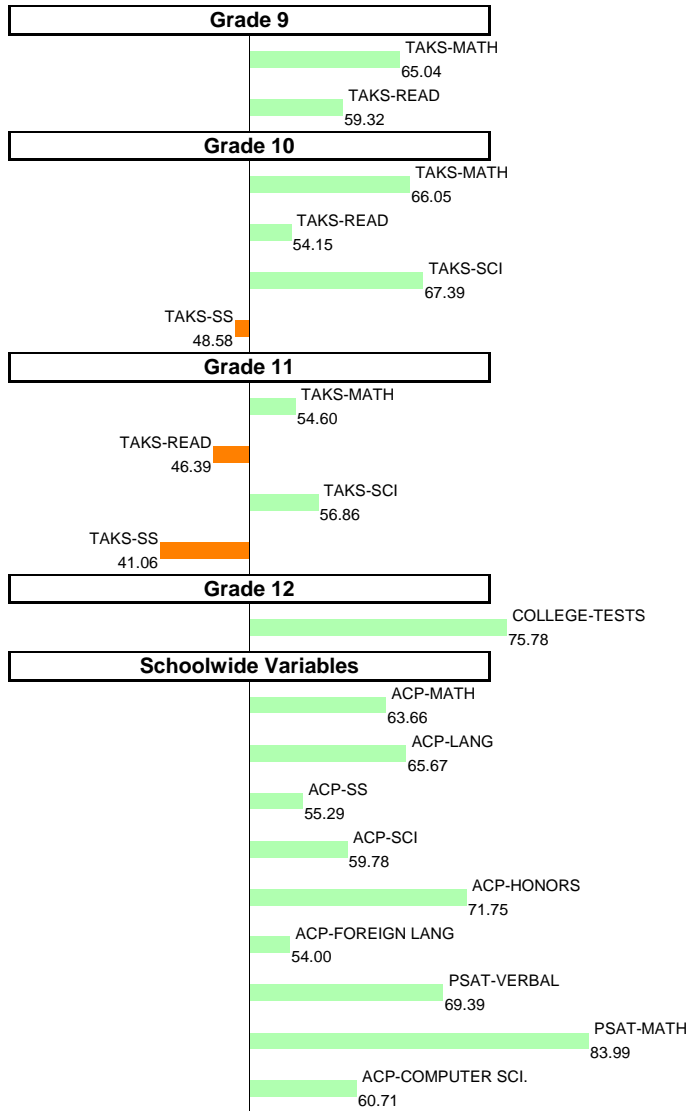


NOTES: The overall SEI is set to a mean of 50 and standard deviation of 5 each year. An SEI between 49 and 51 is considered within average. Individual grade and subject components (i.e., "TAKS-MATH") each have a mean of 50 and standard deviation of 10, and they are computed only if at least eight students are eligible.

2008-09 School Effectiveness Index (SEI) Analysis

26-TOWNVIEW SCI/ENG MAGNET
WEST

Overall SEI: 58
AEIS Rating: Exemplary

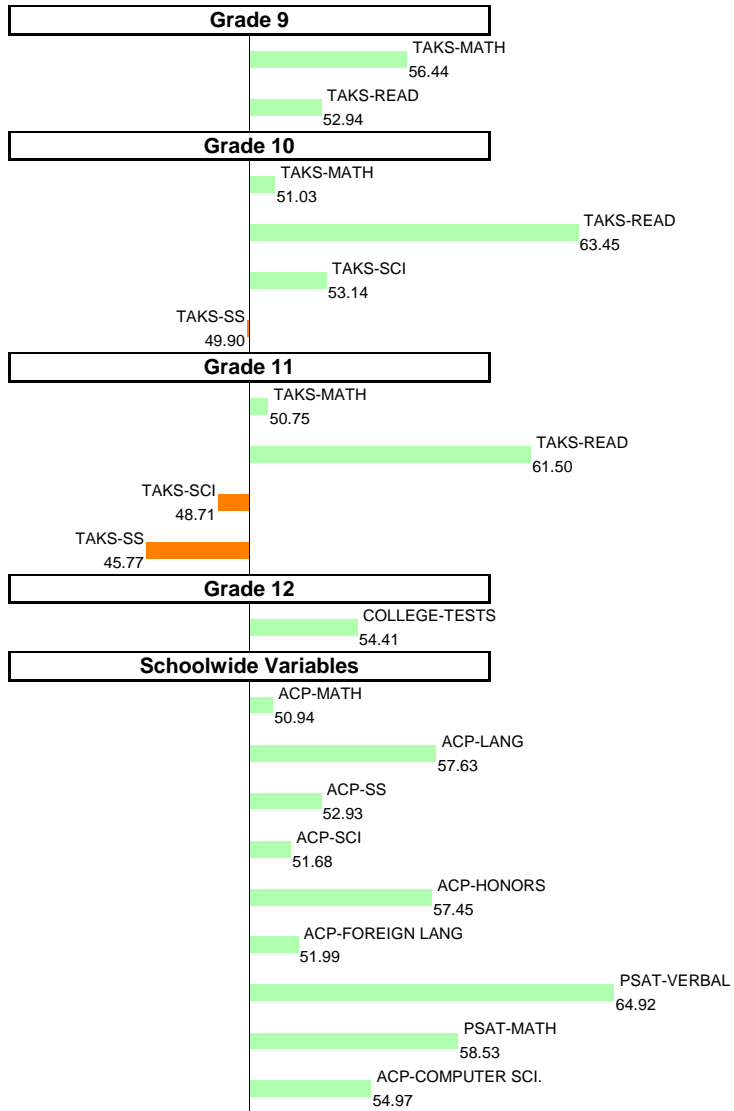


NOTES: The overall SEI is set to a mean of 50 and standard deviation of 5 each year. An SEI between 49 and 51 is considered within average. Individual grade and subject components (i.e., "TAKS-MATH") each have a mean of 50 and standard deviation of 10, and they are computed only if at least eight students are eligible.

2008-09 School Effectiveness Index (SEI) Analysis

**33-TOWNVIEW BUSINESS
WEST**

Overall SEI: 53.03
AEIS Rating: Exemplary

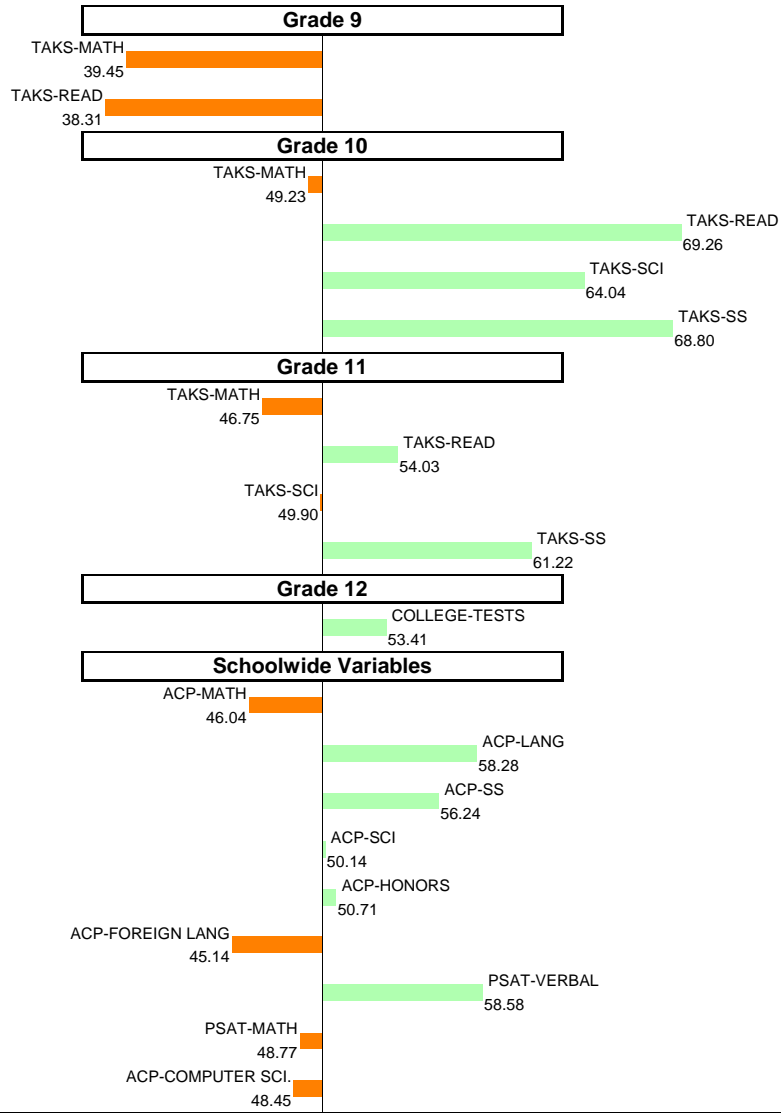


NOTES: The overall SEI is set to a mean of 50 and standard deviation of 5 each year. An SEI between 49 and 51 is considered within average. Individual grade and subject components (i.e., "TAKS-MATH") each have a mean of 50 and standard deviation of 10, and they are computed only if at least eight students are eligible.

2008-09 School Effectiveness Index (SEI) Analysis

**34-WASHINGTON ARTS MAGNET
WEST**

Overall SEI: 52.81
AEIS Rating: Exemplary

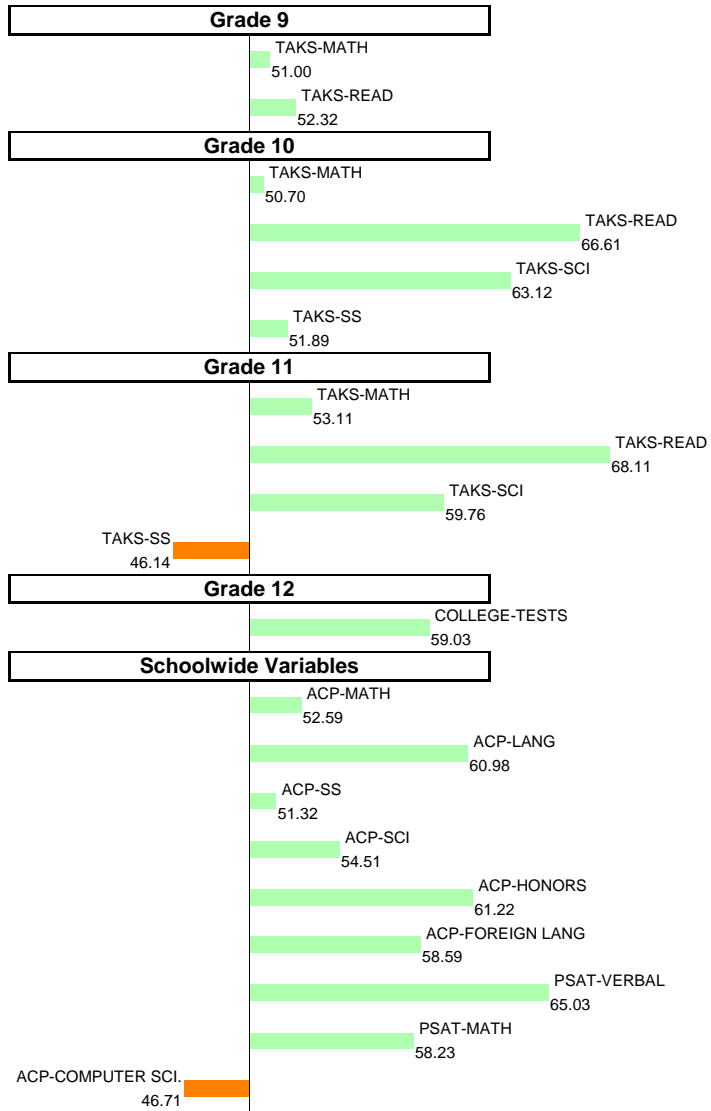


NOTES: The overall SEI is set to a mean of 50 and standard deviation of 5 each year. An SEI between 49 and 51 is considered within average. Individual grade and subject components (i.e., "TAKS-MATH") each have a mean of 50 and standard deviation of 10, and they are computed only if at least eight students are eligible.

2008-09 School Effectiveness Index (SEI) Analysis

**36-TOWNVIEW HEALTH PROF.
WEST**

Overall SEI: 55.46
AEIS Rating: Exemplary

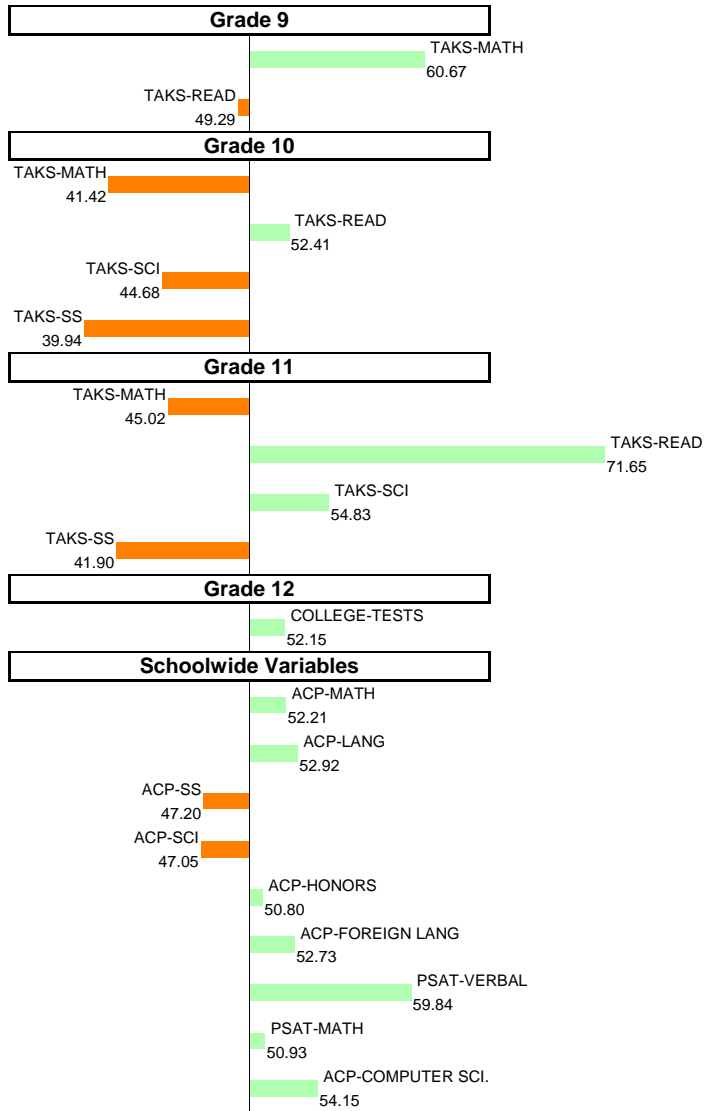


NOTES: The overall SEI is set to a mean of 50 and standard deviation of 5 each year. An SEI between 49 and 51 is considered within average. Individual grade and subject components (i.e., "TAKS-MATH") each have a mean of 50 and standard deviation of 10, and they are computed only if at least eight students are eligible.

2008-09 School Effectiveness Index (SEI) Analysis

**37-TOWNVIEW EDUC & SOC SVCS
WEST**

Overall SEI: 49.82
AEIS Rating: Exemplary

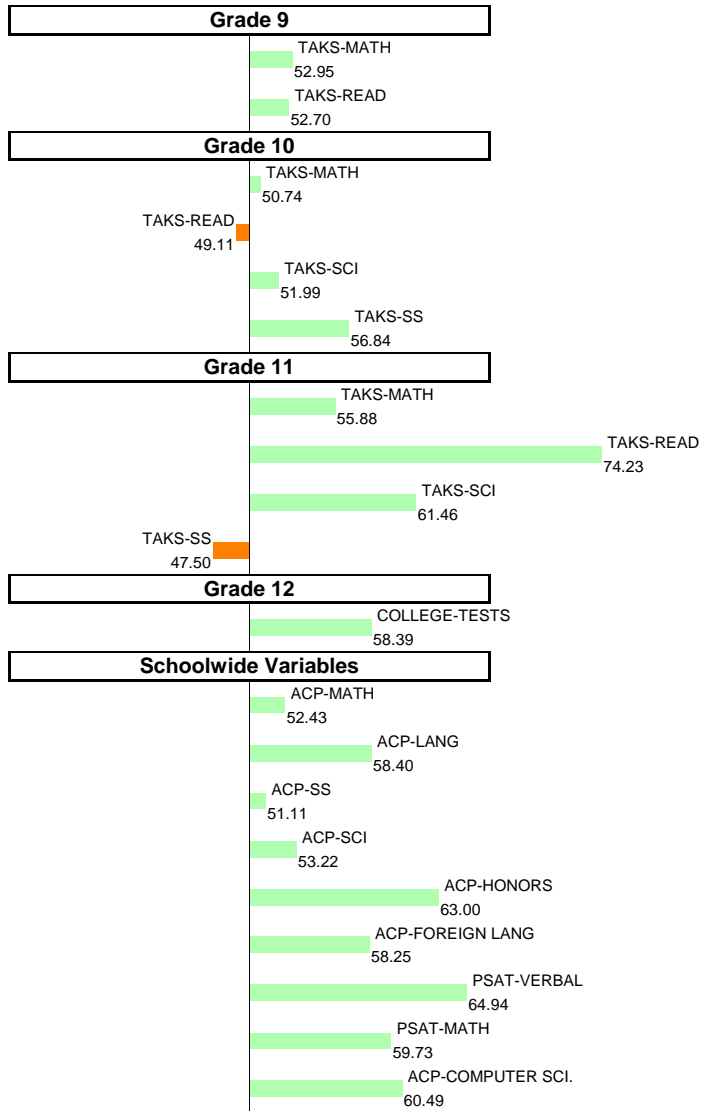


NOTES: The overall SEI is set to a mean of 50 and standard deviation of 5 each year. An SEI between 49 and 51 is considered within average. Individual grade and subject components (i.e., "TAKS-MATH") each have a mean of 50 and standard deviation of 10, and they are computed only if at least eight students are eligible.

2008-09 School Effectiveness Index (SEI) Analysis

38-TOWNVIEW PUBLIC SERV GOV
WEST

Overall SEI: 54.85
AEIS Rating: Exemplary

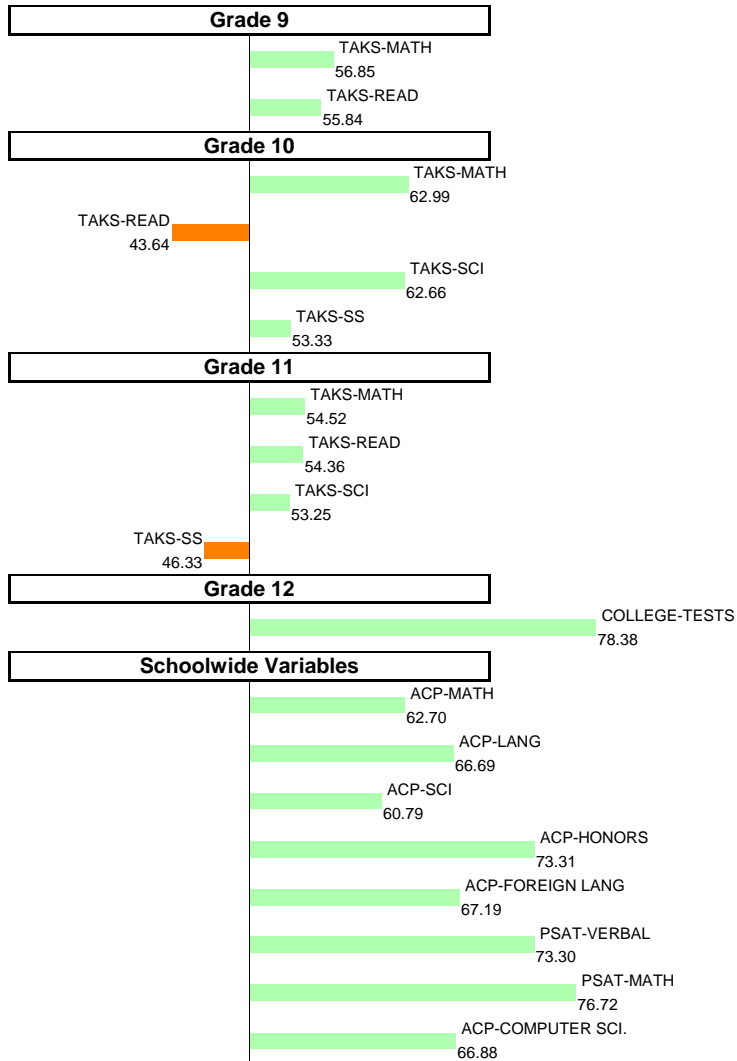


NOTES: The overall SEI is set to a mean of 50 and standard deviation of 5 each year. An SEI between 49 and 51 is considered within average. Individual grade and subject components (i.e., "TAKS-MATH") each have a mean of 50 and standard deviation of 10, and they are computed only if at least eight students are eligible.

2008-09 School Effectiveness Index (SEI) Analysis

**39-TOWNVIEW TALENTED & GIFT
WEST**

Overall SEI: 57.66
AEIS Rating: Exemplary

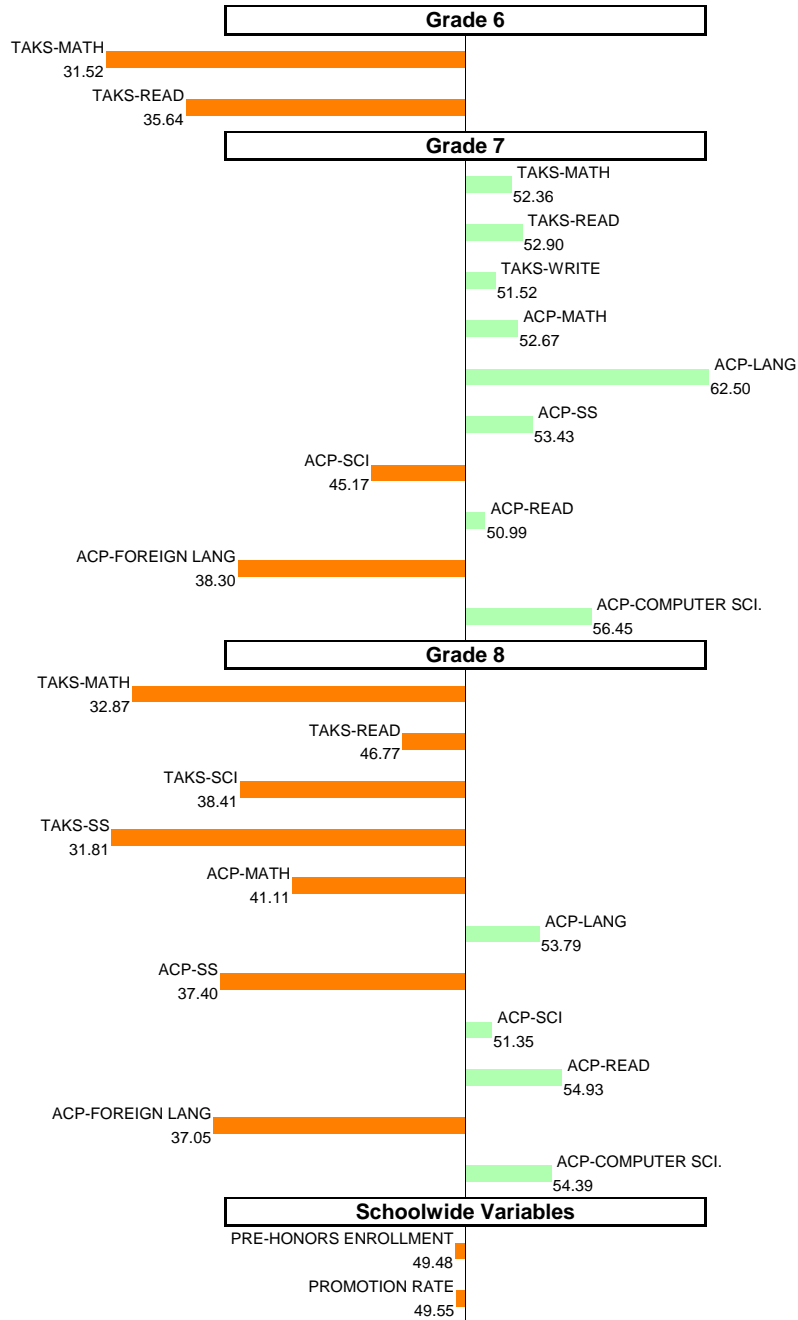


NOTES: The overall SEI is set to a mean of 50 and standard deviation of 5 each year. An SEI between 49 and 51 is considered within average. Individual grade and subject components (i.e., "TAKS-MATH") each have a mean of 50 and standard deviation of 10, and they are computed only if at least eight students are eligible.

2008-09 School Effectiveness Index (SEI) Analysis

**42-WILLIAM H. ATWELL
WEST**

Overall SEI: 43.41
AEIS Rating: Academically Acceptable

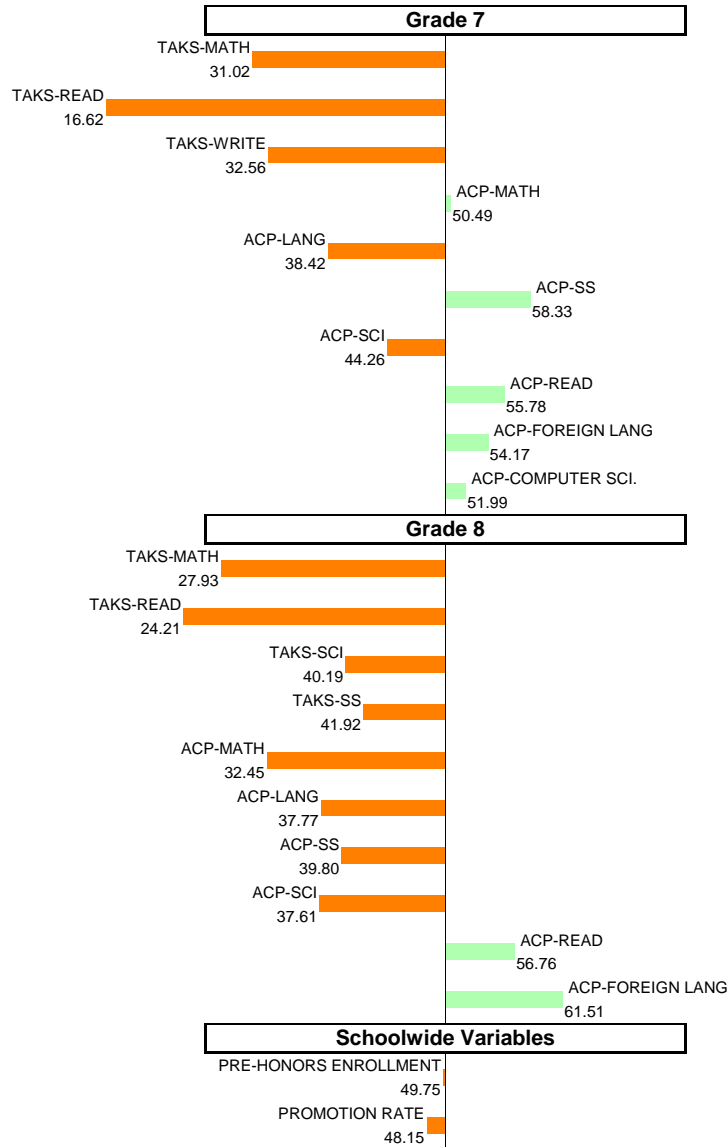


NOTES: The overall SEI is set to a mean of 50 and standard deviation of 5 each year. An SEI between 49 and 51 is considered within average. Individual grade and subject components (i.e., "TAKS-MATH") each have a mean of 50 and standard deviation of 10, and they are computed only if at least eight students are eligible.

2008-09 School Effectiveness Index (SEI) Analysis

**43-T. W. BROWNE
WEST**

Overall SEI: 36.15
AEIS Rating: Academically Unacceptable

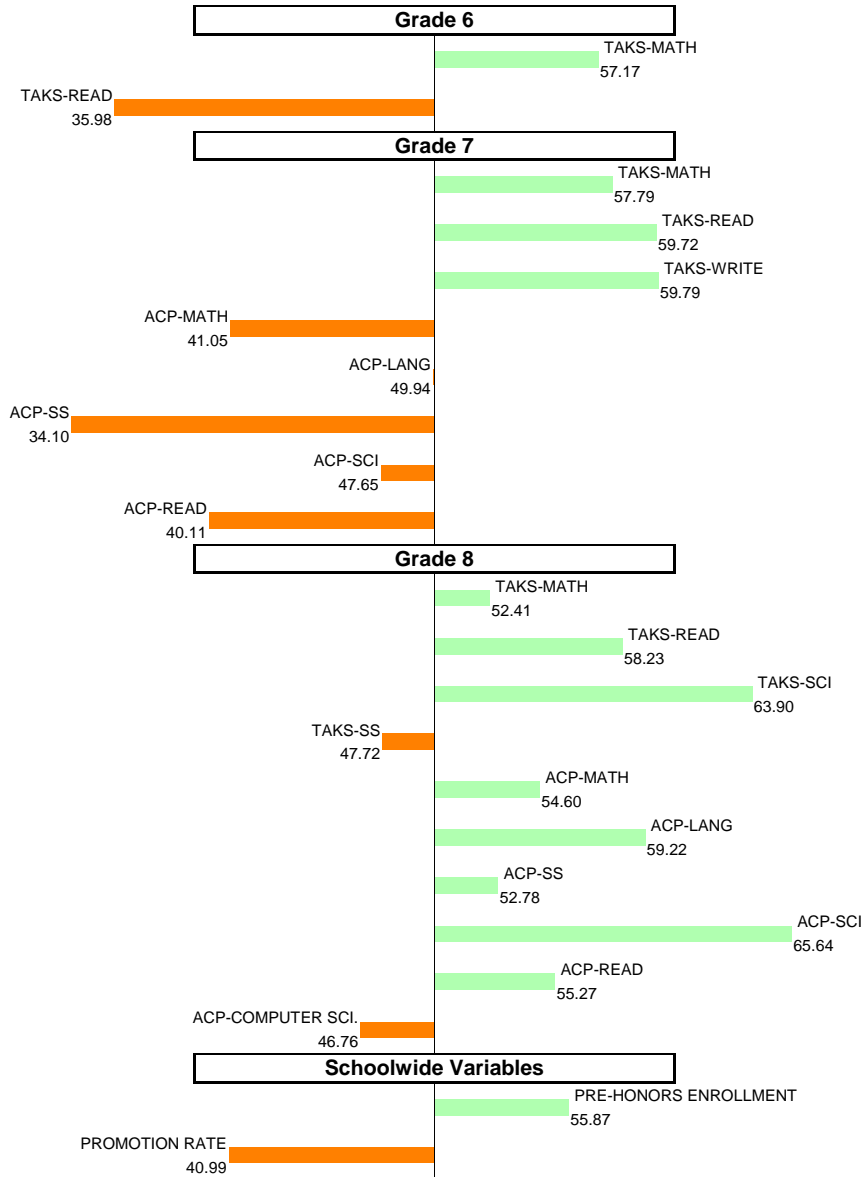


NOTES: The overall SEI is set to a mean of 50 and standard deviation of 5 each year. An SEI between 49 and 51 is considered within average. Individual grade and subject components (i.e., "TAKS-MATH") each have a mean of 50 and standard deviation of 10, and they are computed only if at least eight students are eligible.

2008-09 School Effectiveness Index (SEI) Analysis

44-E. H. CARY
WEST

Overall SEI: 52.91
AEIS Rating: Academically Acceptable

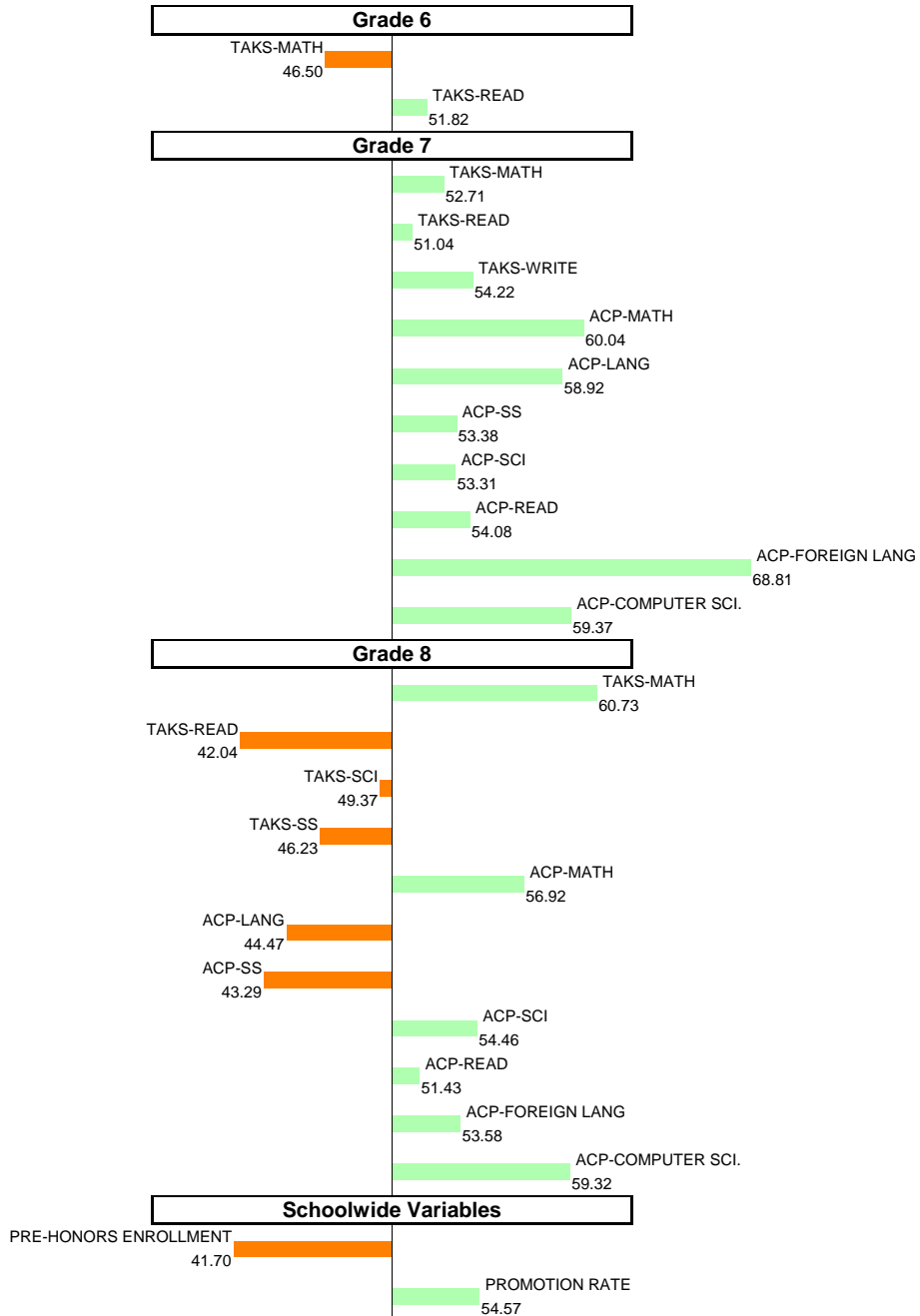


NOTES: The overall SEI is set to a mean of 50 and standard deviation of 5 each year. An SEI between 49 and 51 is considered within average. Individual grade and subject components (i.e., "TAKS-MATH") each have a mean of 50 and standard deviation of 10, and they are computed only if at least eight students are eligible.

2008-09 School Effectiveness Index (SEI) Analysis

**47-BENJAMIN FRANKLIN
WEST**

Overall SEI: 51.07
AEIS Rating: Academically Unacceptable

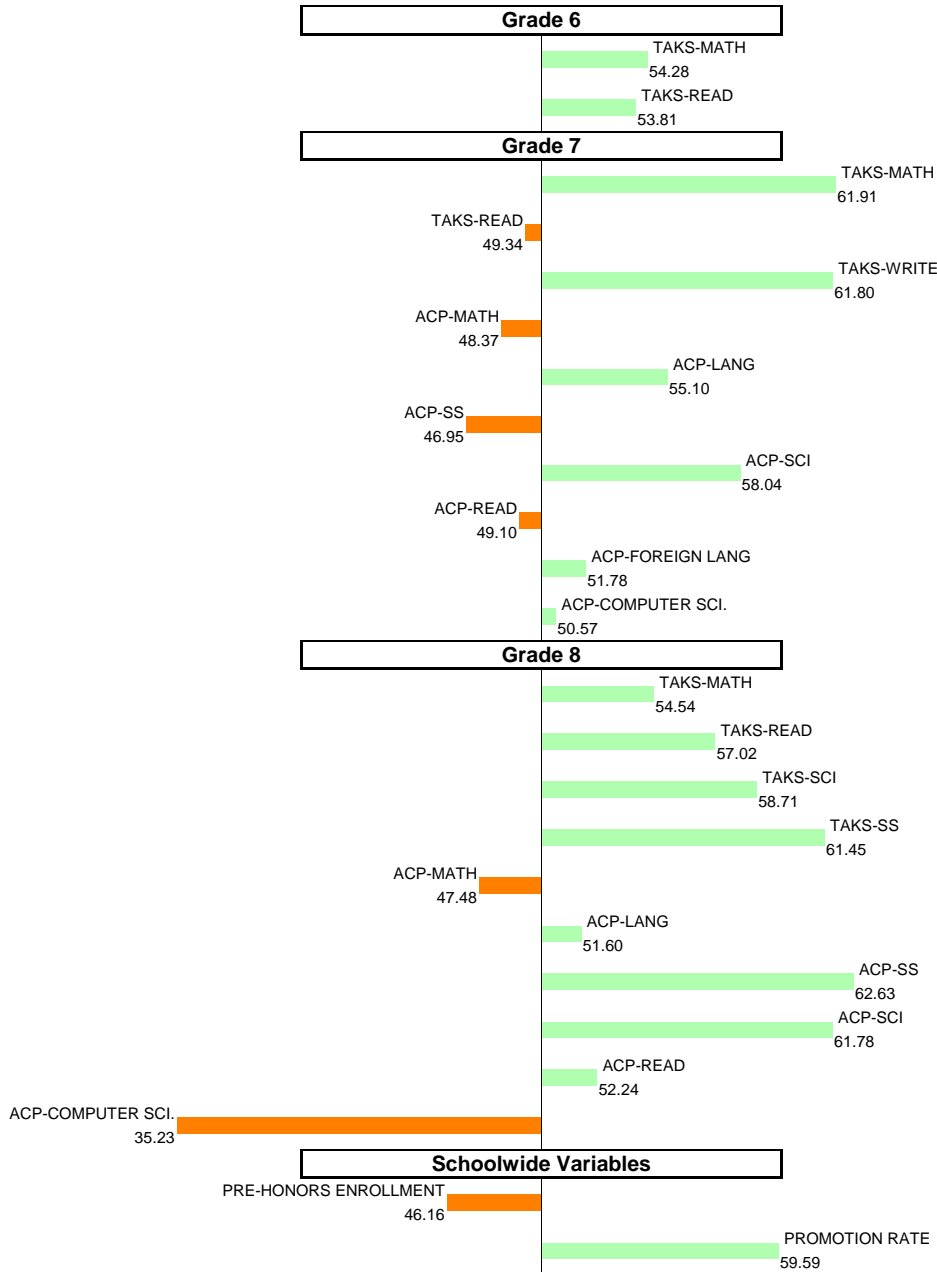


NOTES: The overall SEI is set to a mean of 50 and standard deviation of 5 each year. An SEI between 49 and 51 is considered within average. Individual grade and subject components (i.e., "TAKS-MATH") each have a mean of 50 and standard deviation of 10, and they are computed only if at least eight students are eligible.

2008-09 School Effectiveness Index (SEI) Analysis

49-W. E. GREINER
WEST

Overall SEI: 54.8
AEIS Rating: Recognized

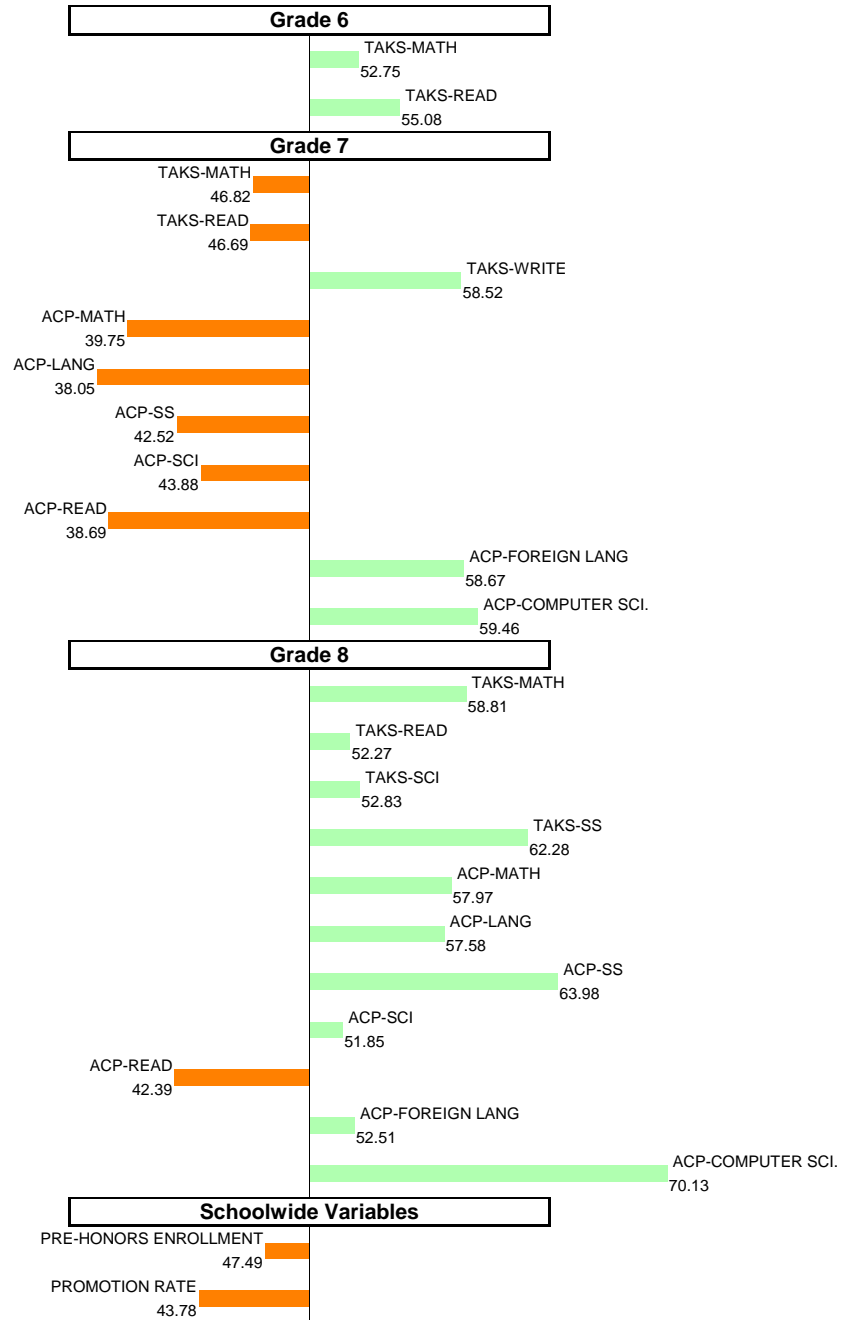


NOTES: The overall SEI is set to a mean of 50 and standard deviation of 5 each year. An SEI between 49 and 51 is considered within average. Individual grade and subject components (i.e., "TAKS-MATH") each have a mean of 50 and standard deviation of 10, and they are computed only if at least eight students are eligible.

2008-09 School Effectiveness Index (SEI) Analysis

54-THOMAS C. MARSH
WEST

Overall SEI: 52.45
AEIS Rating: Recognized

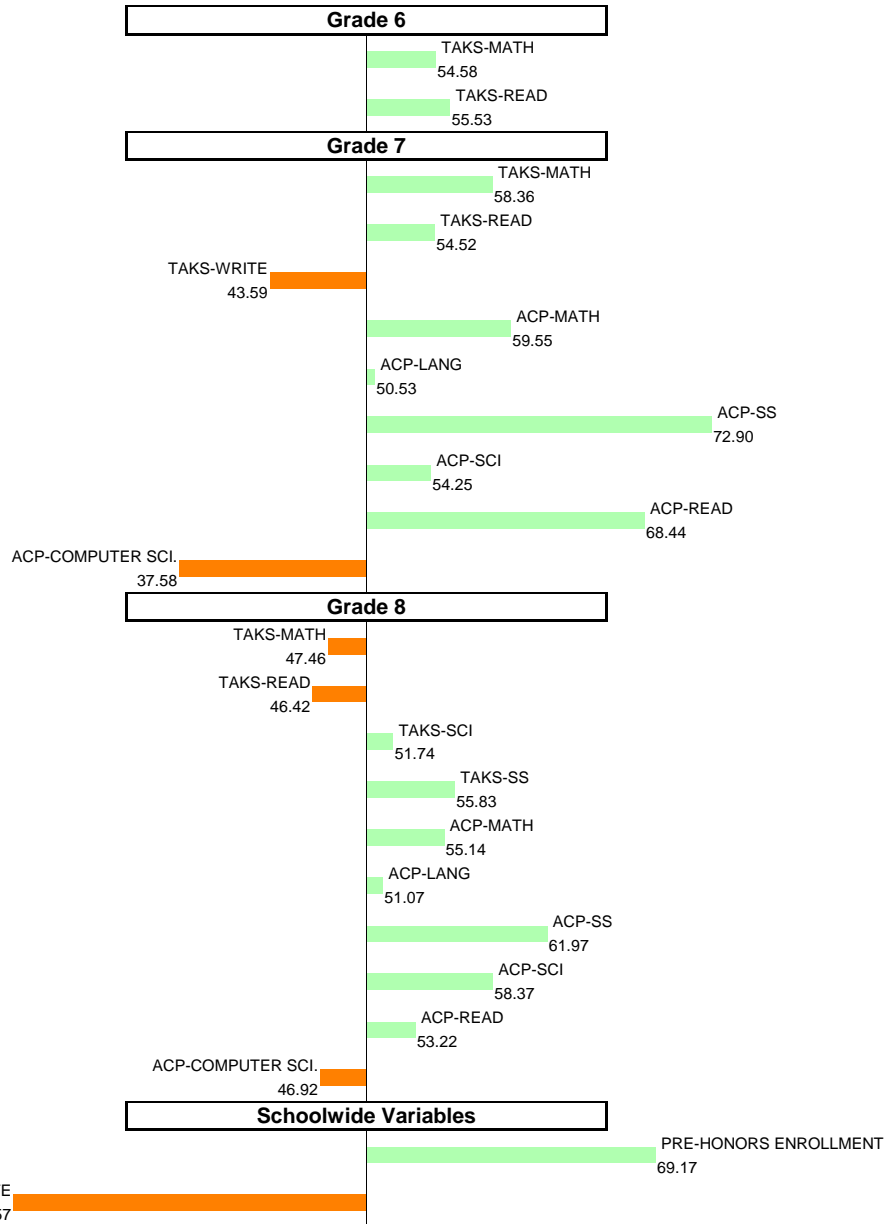


NOTES: The overall SEI is set to a mean of 50 and standard deviation of 5 each year. An SEI between 49 and 51 is considered within average. Individual grade and subject components (i.e., "TAKS-MATH") each have a mean of 50 and standard deviation of 10, and they are computed only if at least eight students are eligible.

2008-09 School Effectiveness Index (SEI) Analysis

**55-T. J. RUSK
WEST**

Overall SEI: 52.44
AEIS Rating: Academically Acceptable

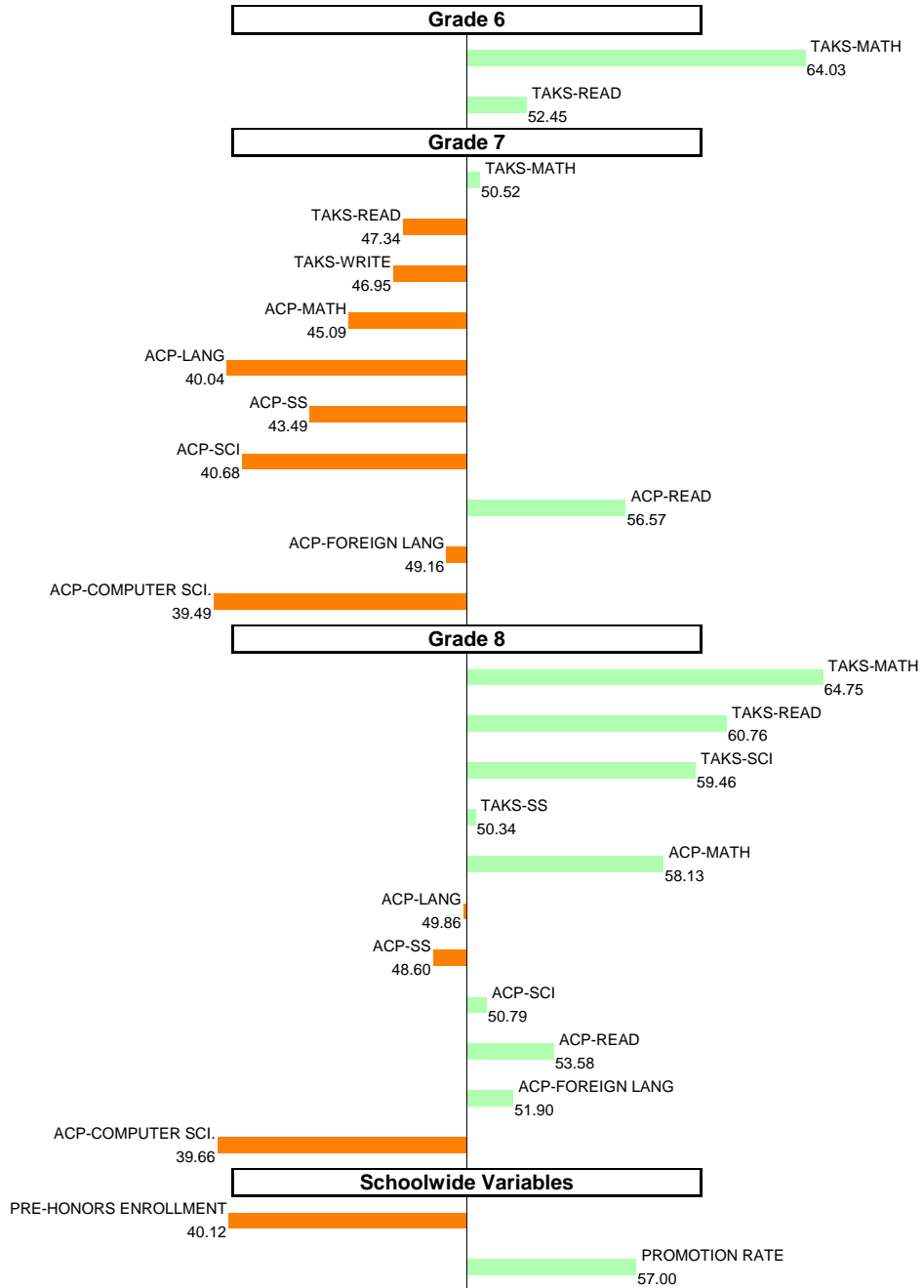


NOTES: The overall SEI is set to a mean of 50 and standard deviation of 5 each year. An SEI between 49 and 51 is considered within average. Individual grade and subject components (i.e., "TAKS-MATH") each have a mean of 50 and standard deviation of 10, and they are computed only if at least eight students are eligible.

2008-09 School Effectiveness Index (SEI) Analysis

56-EWELL D. WALKER
WEST

Overall SEI: 52.28
AEIS Rating: Recognized

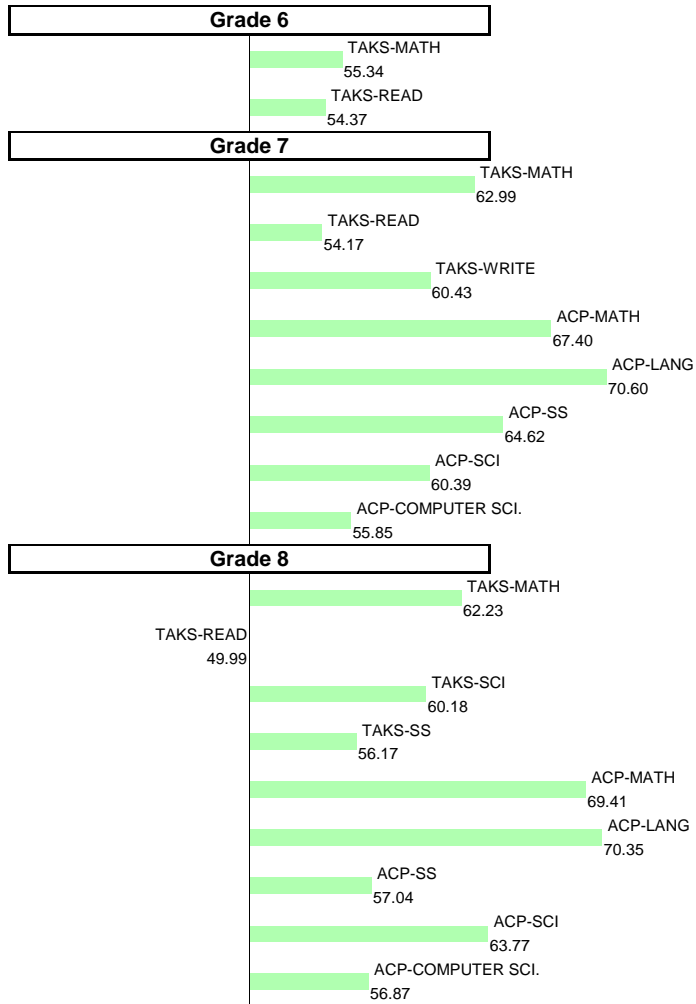


NOTES: The overall SEI is set to a mean of 50 and standard deviation of 5 each year. An SEI between 49 and 51 is considered within average. Individual grade and subject components (i.e., "TAKS-MATH") each have a mean of 50 and standard deviation of 10, and they are computed only if at least eight students are eligible.

2008-09 School Effectiveness Index (SEI) Analysis

57-WILLIAMS B. TRAVIS ACADEMY
WEST

Overall SEI: 58.03
AEIS Rating: Exemplary

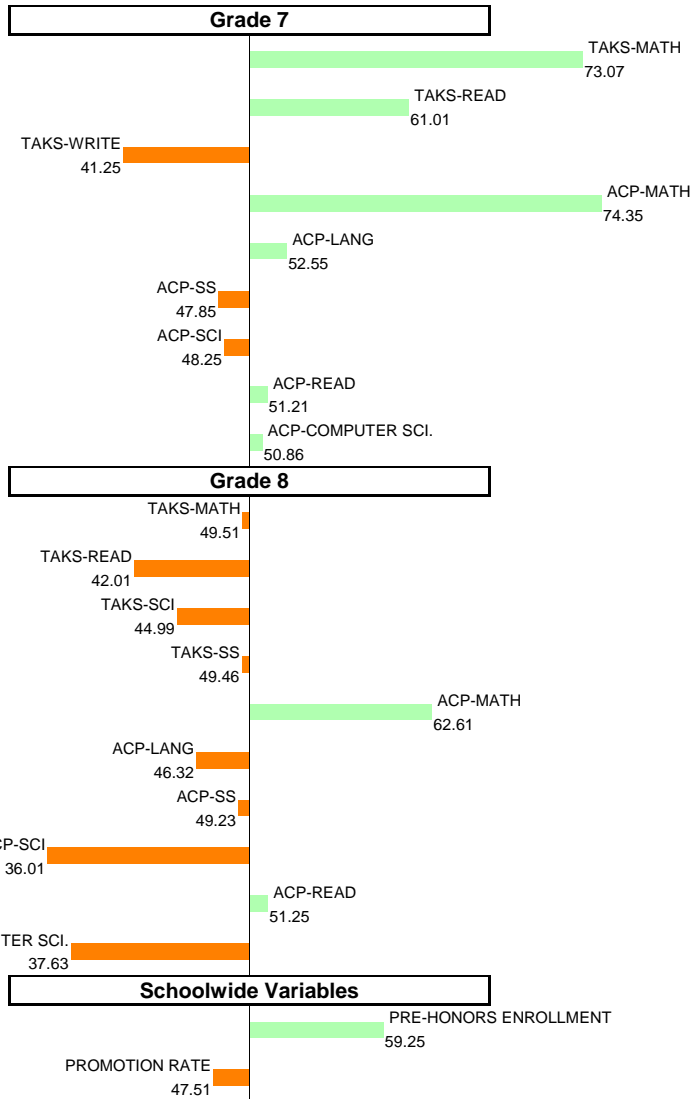


NOTES: The overall SEI is set to a mean of 50 and standard deviation of 5 each year. An SEI between 49 and 51 is considered within average. Individual grade and subject components (i.e., "TAKS-MATH") each have a mean of 50 and standard deviation of 10, and they are computed only if at least eight students are eligible.

2008-09 School Effectiveness Index (SEI) Analysis

59-L. V. STOCKARD
WEST

Overall SEI: 50.92
AEIS Rating: Academically Acceptable

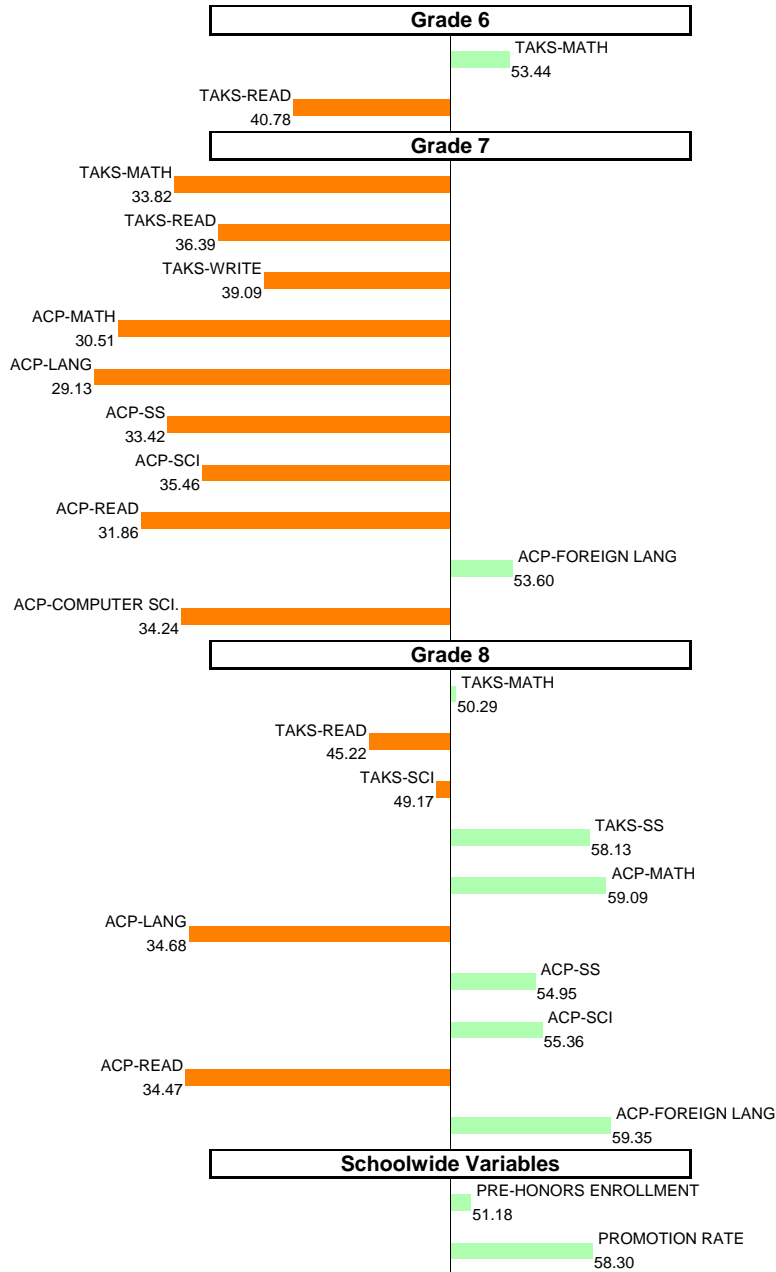


NOTES: The overall SEI is set to a mean of 50 and standard deviation of 5 each year. An SEI between 49 and 51 is considered within average. Individual grade and subject components (i.e., "TAKS-MATH") each have a mean of 50 and standard deviation of 10, and they are computed only if at least eight students are eligible.

2008-09 School Effectiveness Index (SEI) Analysis

**60-BOUDE STOREY
WEST**

Overall SEI: 44.13
AEIS Rating: Academically Acceptable

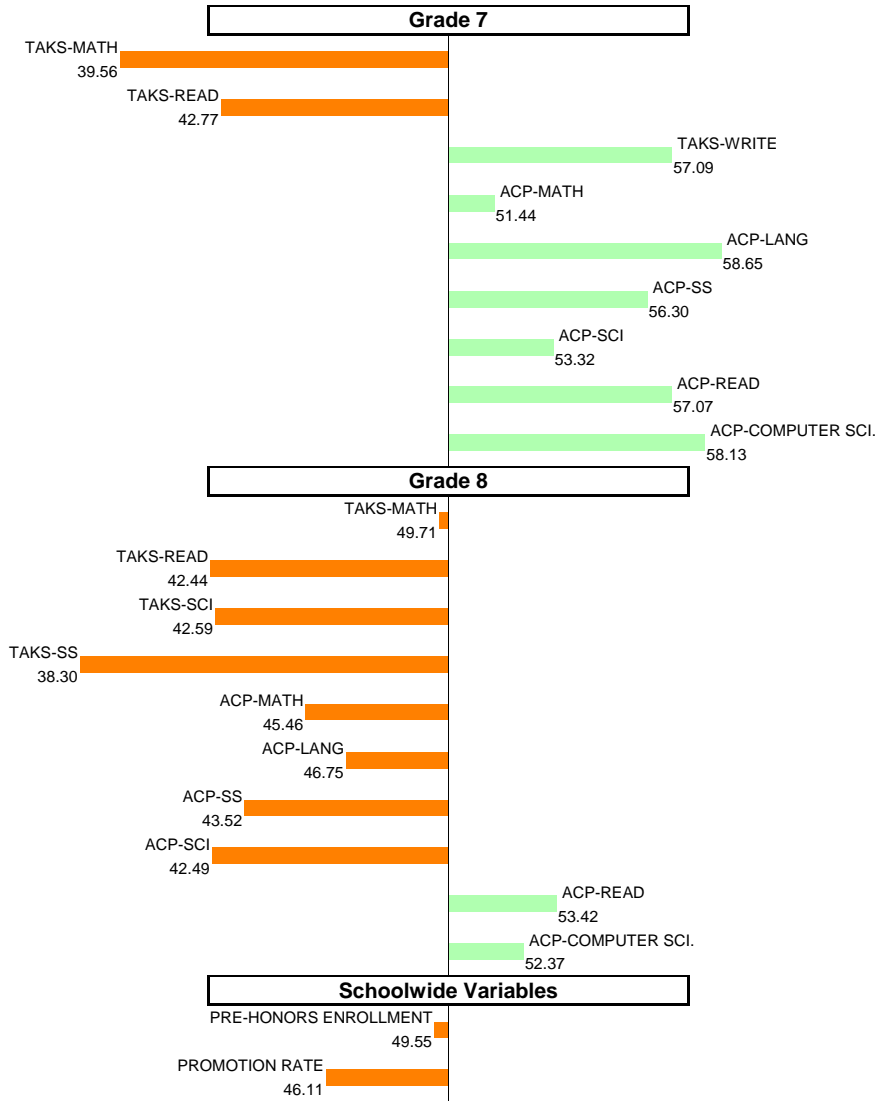


NOTES: The overall SEI is set to a mean of 50 and standard deviation of 5 each year. An SEI between 49 and 51 is considered within average. Individual grade and subject components (i.e., "TAKS-MATH") each have a mean of 50 and standard deviation of 10, and they are computed only if at least eight students are eligible.

2008-09 School Effectiveness Index (SEI) Analysis

68-RAUL QUINTANILLA SR.
WEST

Overall SEI: 46.29
AEIS Rating: Academically Acceptable

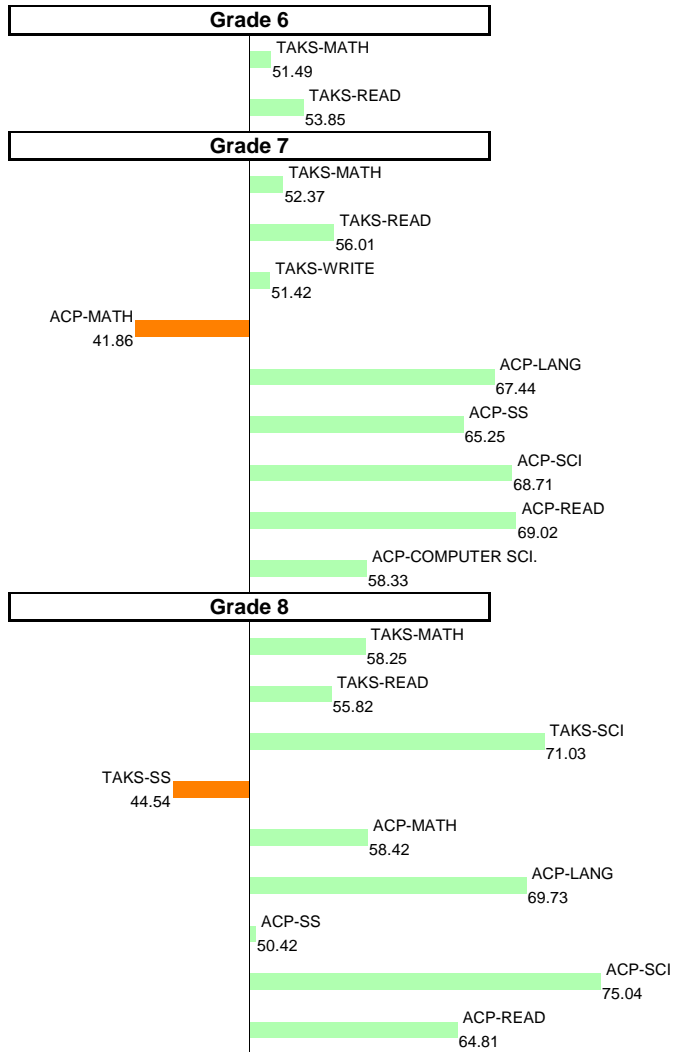


NOTES: The overall SEI is set to a mean of 50 and standard deviation of 5 each year. An SEI between 49 and 51 is considered within average. Individual grade and subject components (i.e., "TAKS-MATH") each have a mean of 50 and standard deviation of 10, and they are computed only if at least eight students are eligible.

2008-09 School Effectiveness Index (SEI) Analysis

71-DALLAS ENVIRONMENTAL SCIENCE
WEST

Overall SEI: 56.14
AEIS Rating: Exemplary

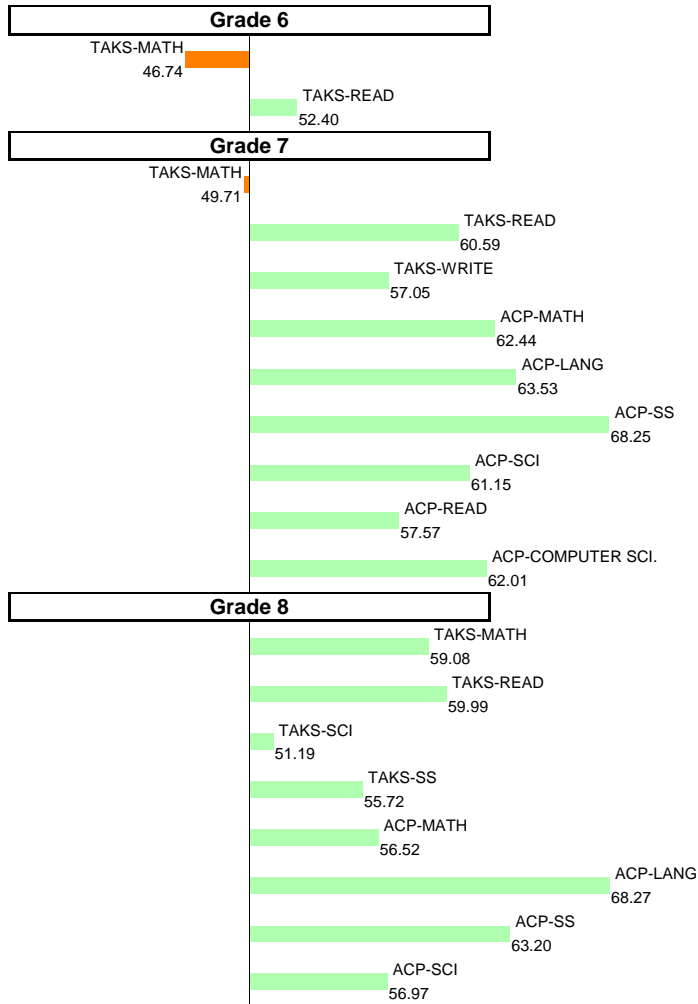


NOTES: The overall SEI is set to a mean of 50 and standard deviation of 5 each year. An SEI between 49 and 51 is considered within average. Individual grade and subject components (i.e., "TAKS-MATH") each have a mean of 50 and standard deviation of 10, and they are computed only if at least eight students are eligible.

2008-09 School Effectiveness Index (SEI) Analysis

**73-LONGFELLOW ACADEMY
WEST**

Overall SEI: 55.67
AEIS Rating: Recognized

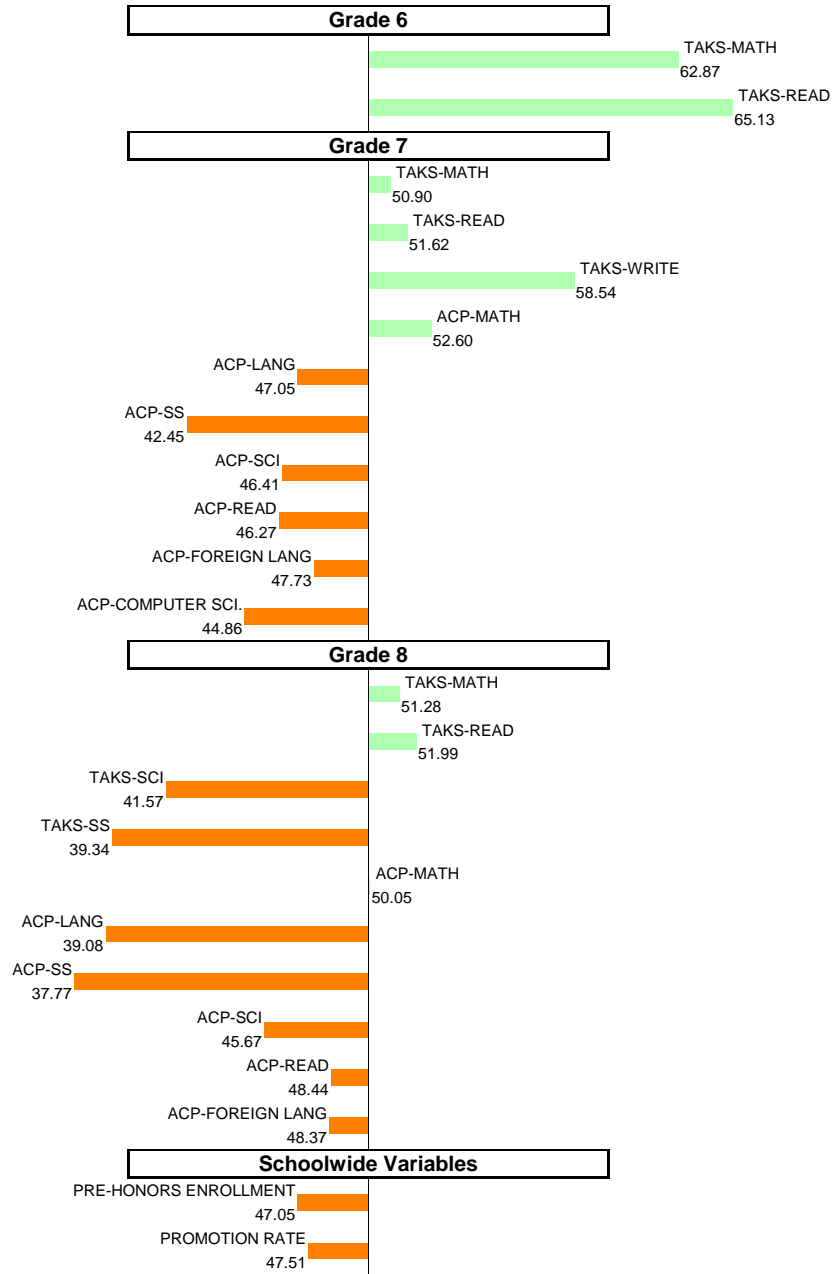


NOTES: The overall SEI is set to a mean of 50 and standard deviation of 5 each year. An SEI between 49 and 51 is considered within average. Individual grade and subject components (i.e., "TAKS-MATH") each have a mean of 50 and standard deviation of 10, and they are computed only if at least eight students are eligible.

2008-09 School Effectiveness Index (SEI) Analysis

74-THOMAS A. EDISON
WEST

Overall SEI: 50.16
AEIS Rating: Academically Acceptable

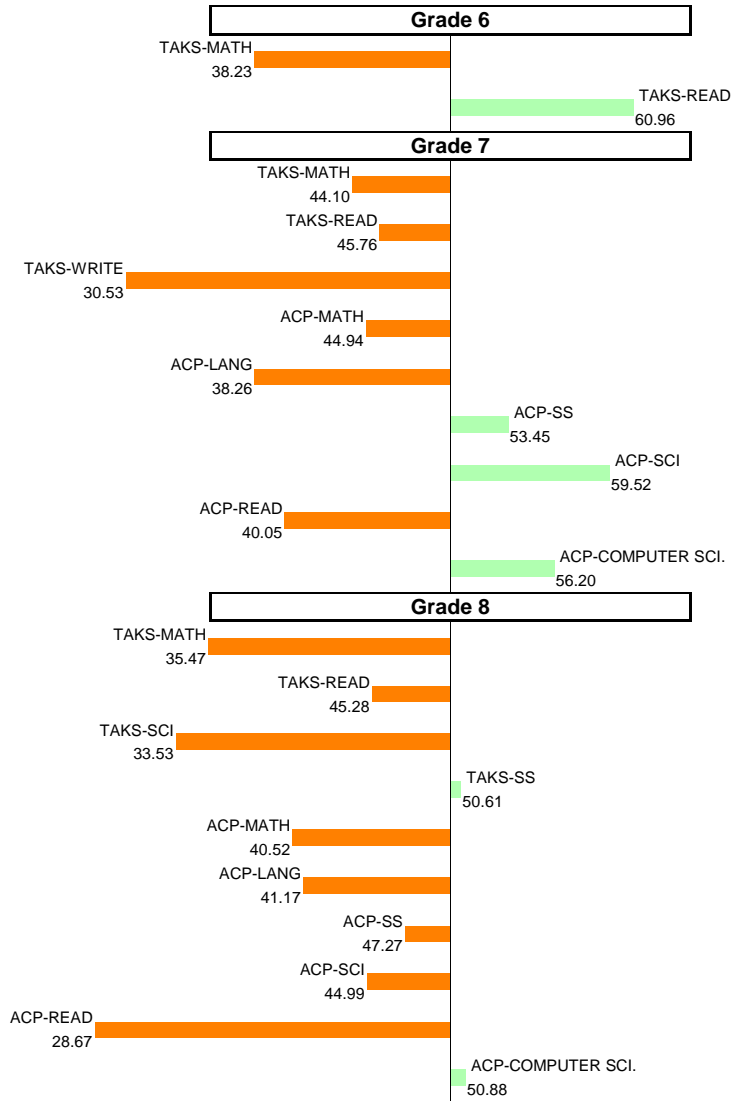


NOTES: The overall SEI is set to a mean of 50 and standard deviation of 5 each year. An SEI between 49 and 51 is considered within average. Individual grade and subject components (i.e., "TAKS-MATH") each have a mean of 50 and standard deviation of 10, and they are computed only if at least eight students are eligible.

2008-09 School Effectiveness Index (SEI) Analysis

77-HECTOR GARCIA
WEST

Overall SEI: 42.97
AEIS Rating: Academically Acceptable

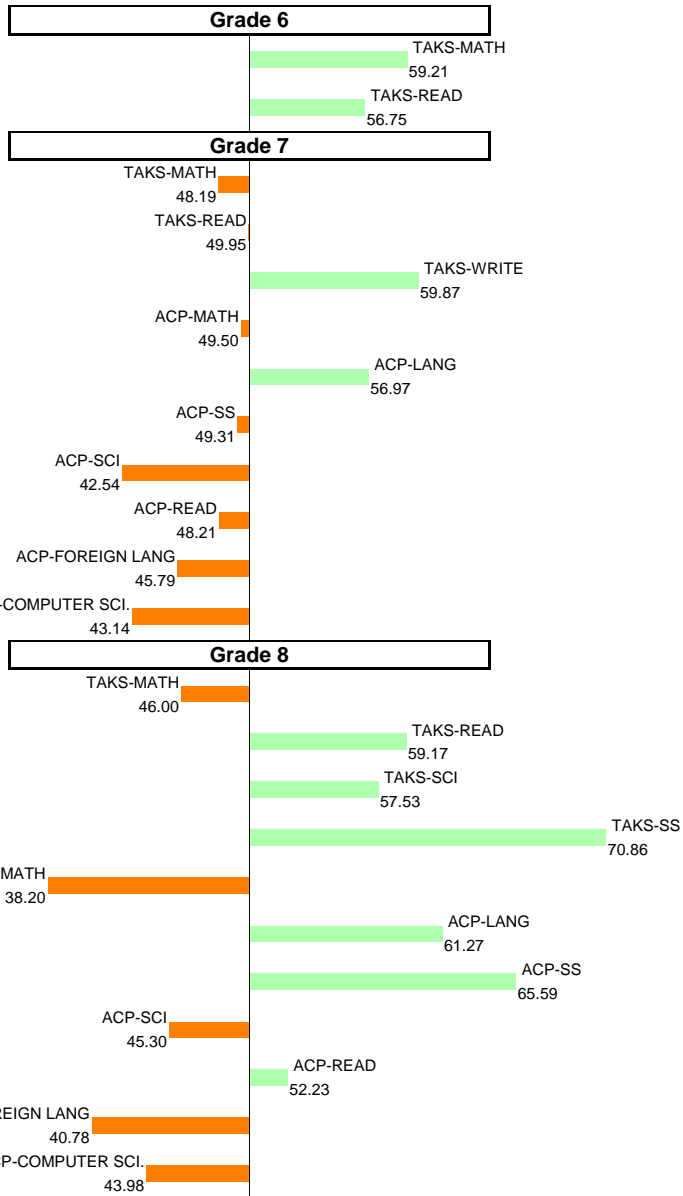


NOTES: The overall SEI is set to a mean of 50 and standard deviation of 5 each year. An SEI between 49 and 51 is considered within average. Individual grade and subject components (i.e., "TAKS-MATH") each have a mean of 50 and standard deviation of 10, and they are computed only if at least eight students are eligible.

2008-09 School Effectiveness Index (SEI) Analysis

79-PANCHO MEDRANO MIDDLE SCHOOL
WEST

Overall SEI: 53.66
AEIS Rating: Academically Acceptable




NOTES: The overall SEI is set to a mean of 50 and standard deviation of 5 each year. An SEI between 49 and 51 is considered within average. Individual grade and subject components (i.e., "TAKS-MATH") each have a mean of 50 and standard deviation of 10, and they are computed only if at least eight students are eligible.

2008-09 School Effectiveness Index (SEI) Analysis

**85-EARLY COLLEGE CEDAR VALLEY
WEST**

Overall SEI: 54.32
AEIS Rating: Exemplary

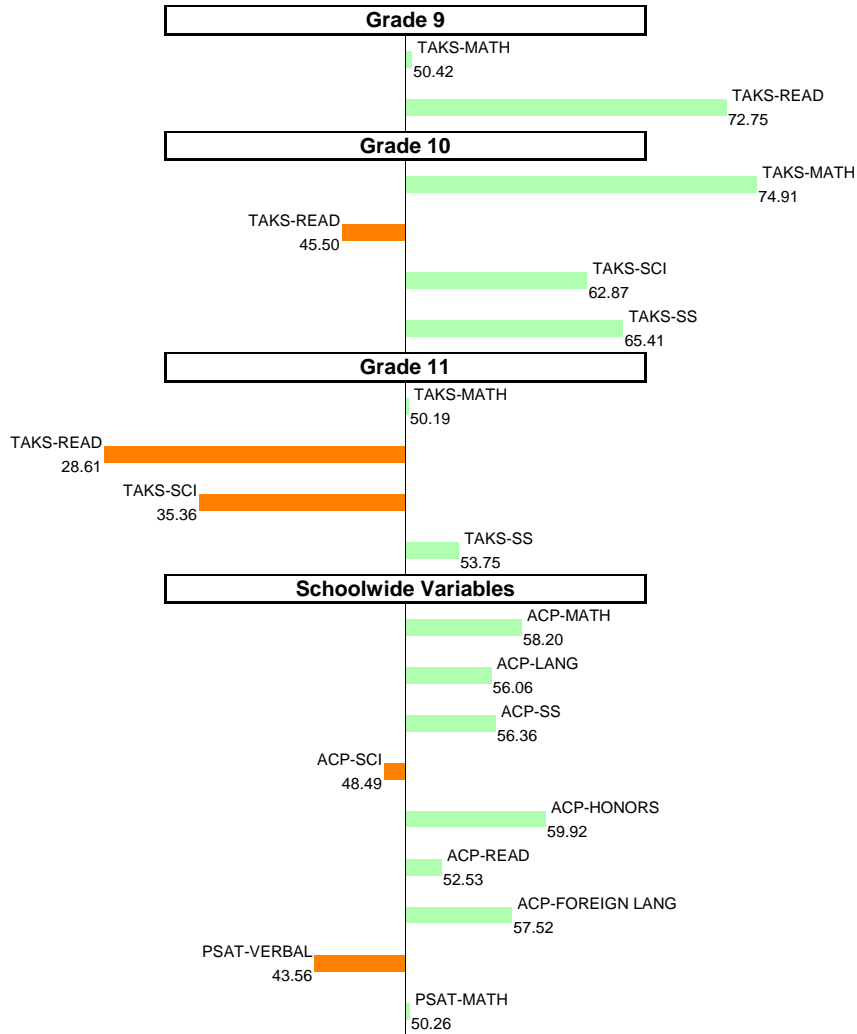


NOTES: The overall SEI is set to a mean of 50 and standard deviation of 5 each year. An SEI between 49 and 51 is considered within average. Individual grade and subject components (i.e., "TAKS-MATH") each have a mean of 50 and standard deviation of 10, and they are computed only if at least eight students are eligible.

2008-09 School Effectiveness Index (SEI) Analysis

**88-EARLY COLLEGE at MOUNTAIN VIEW
WEST**

Overall SEI: 53.58
AEIS Rating: Exemplary

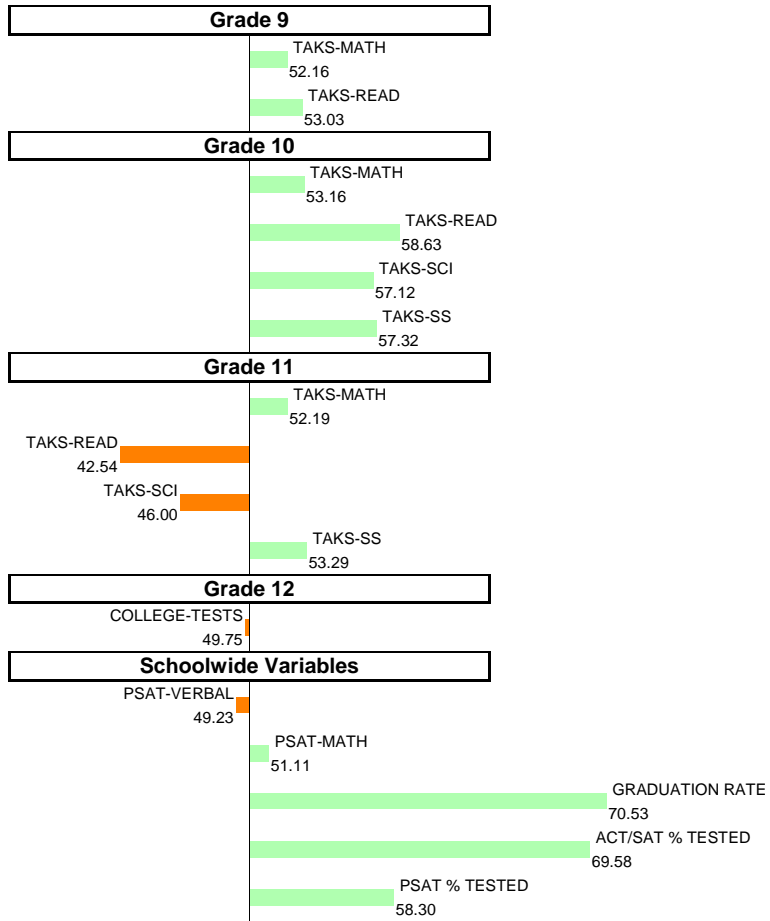


NOTES: The overall SEI is set to a mean of 50 and standard deviation of 5 each year. An SEI between 49 and 51 is considered within average. Individual grade and subject components (i.e., "TAKS-MATH") each have a mean of 50 and standard deviation of 10, and they are computed only if at least eight students are eligible.

2008-09 School Effectiveness Index (SEI) Analysis

**90-MIDDLE COLLEGE
WEST**

Overall SEI: 53.73
AEIS Rating: Exemplary

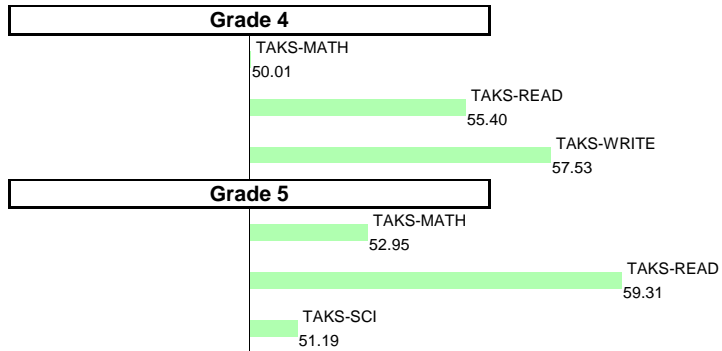


NOTES: The overall SEI is set to a mean of 50 and standard deviation of 5 each year. An SEI between 49 and 51 is considered within average. Individual grade and subject components (i.e., "TAKS-MATH") each have a mean of 50 and standard deviation of 10, and they are computed only if at least eight students are eligible.

2008-09 School Effectiveness Index (SEI) Analysis

217-WILLIAM B. TRAVIS VANGUARD
WEST

Overall SEI: 53.8
AEIS Rating: Exemplary



NOTES: The overall SEI is set to a mean of 50 and standard deviation of 5 each year. An SEI between 49 and 51 is considered within average. Individual grade and subject components (i.e., "TAKS-MATH") each have a mean of 50 and standard deviation of 10, and they are computed only if at least eight students are eligible.