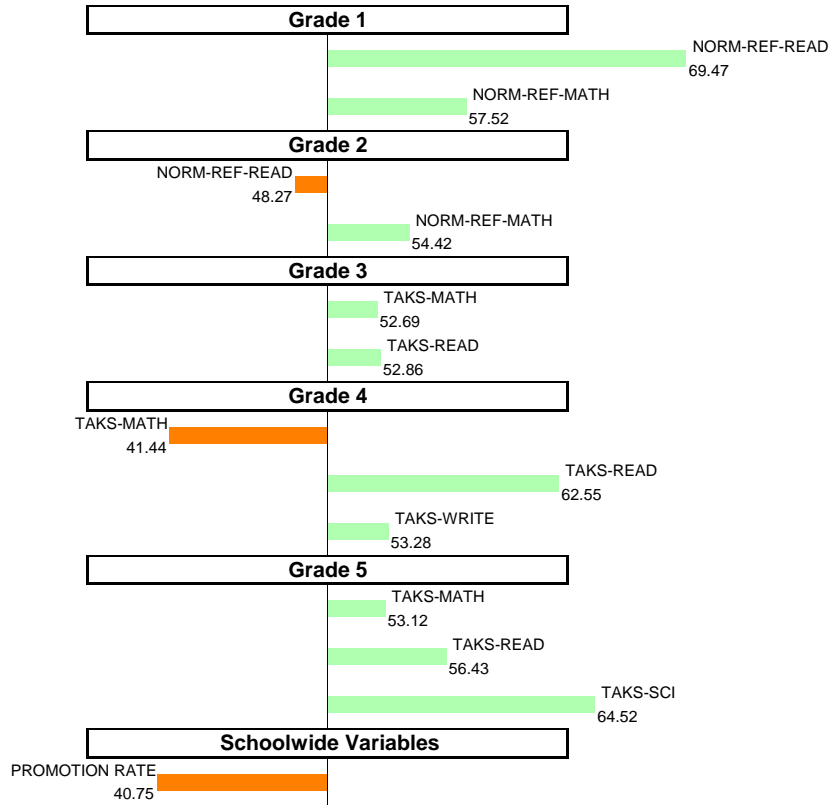


## 2008-09 School Effectiveness Index (SEI) Analysis

112-JAMES BOWIE  
SOUTHWEST

Overall SEI: 54.78  
AEIS Rating: Exemplary

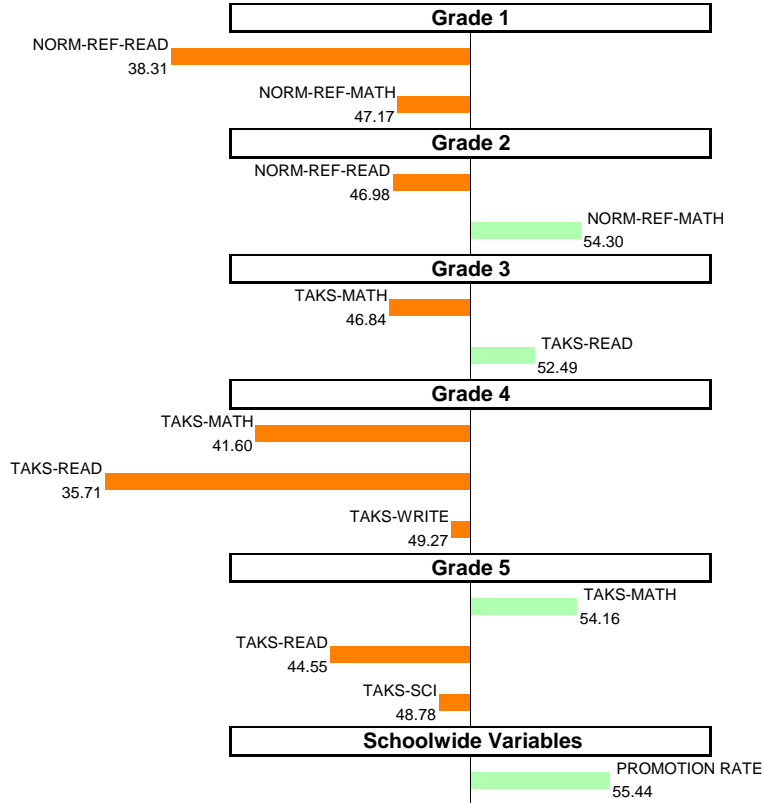


NOTES: The overall SEI is set to a mean of 50 and standard deviation of 5 each year. An SEI between 49 and 51 is considered within average. Individual grade and subject components (i.e., "TAKS-MATH") each have a mean of 50 and standard deviation of 10, and they are computed only if at least eight students are eligible.

# 2008-09 School Effectiveness Index (SEI) Analysis

115-HARRELL BUDD  
SOUTHWEST

Overall SEI: 46.28  
AEIS Rating: Academically Acceptable

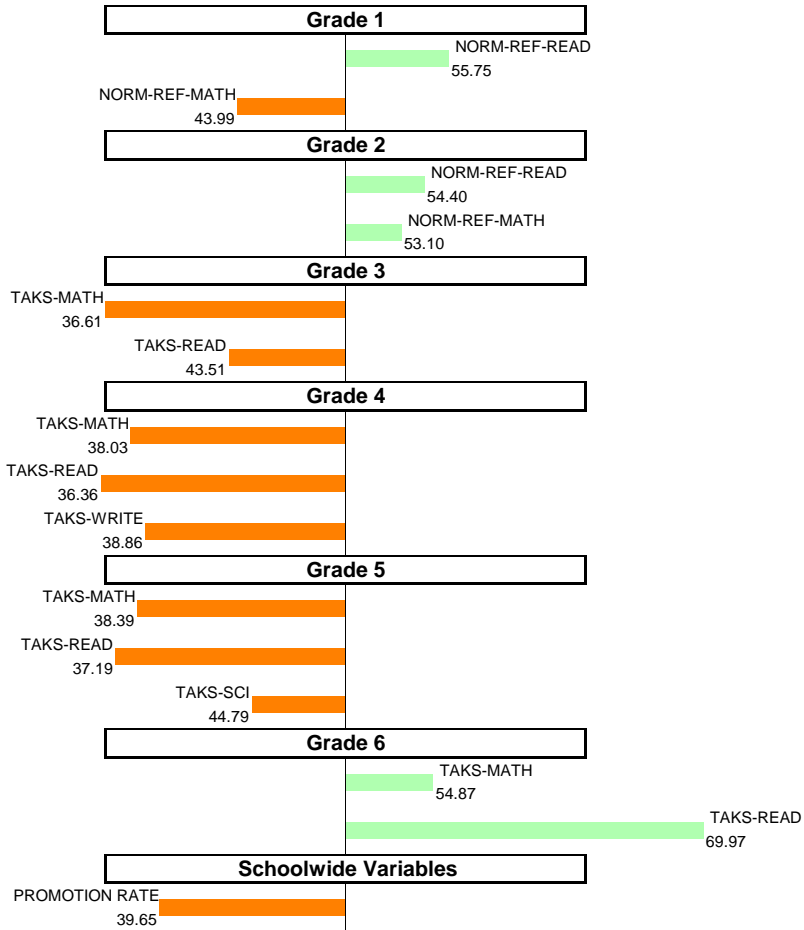


NOTES: The overall SEI is set to a mean of 50 and standard deviation of 5 each year. An SEI between 49 and 51 is considered within average. Individual grade and subject components (i.e., "TAKS-MATH") each have a mean of 50 and standard deviation of 10, and they are computed only if at least eight students are eligible.

## 2008-09 School Effectiveness Index (SEI) Analysis

121-JOHN W. CARPENTER  
SOUTHWEST

Overall SEI: 45.59  
AEIS Rating: Academically Acceptable

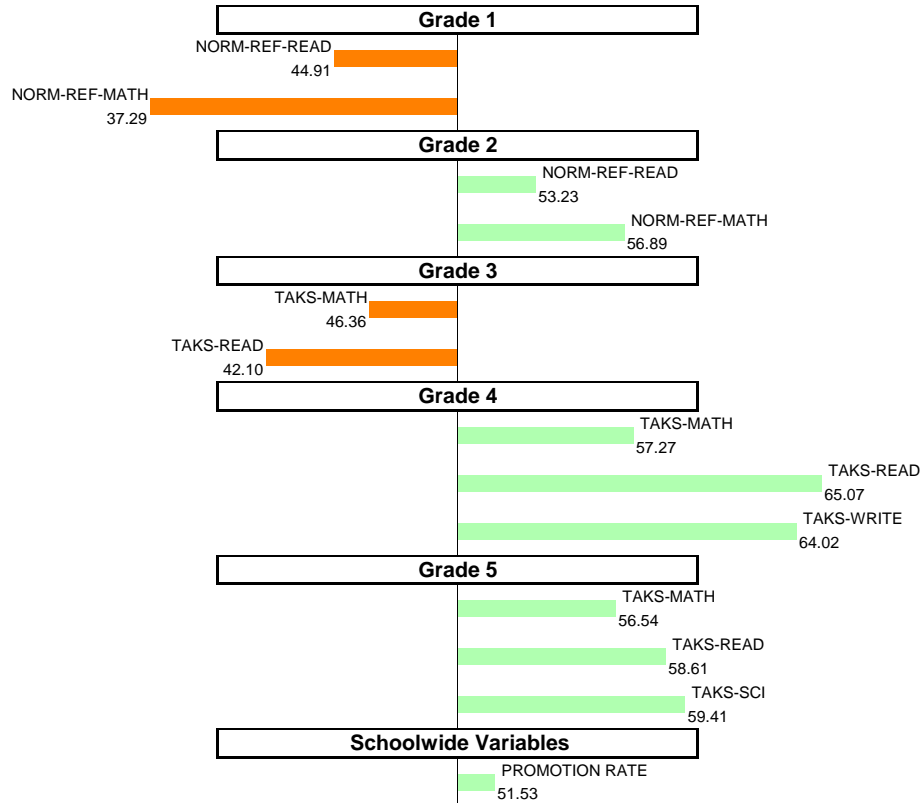


NOTES: The overall SEI is set to a mean of 50 and standard deviation of 5 each year. An SEI between 49 and 51 is considered within average. Individual grade and subject components (i.e., "TAKS-MATH") each have a mean of 50 and standard deviation of 10, and they are computed only if at least eight students are eligible.

## 2008-09 School Effectiveness Index (SEI) Analysis

**127-CITY PARK  
SOUTHWEST**

Overall SEI: 52.87  
AEIS Rating: Recognized

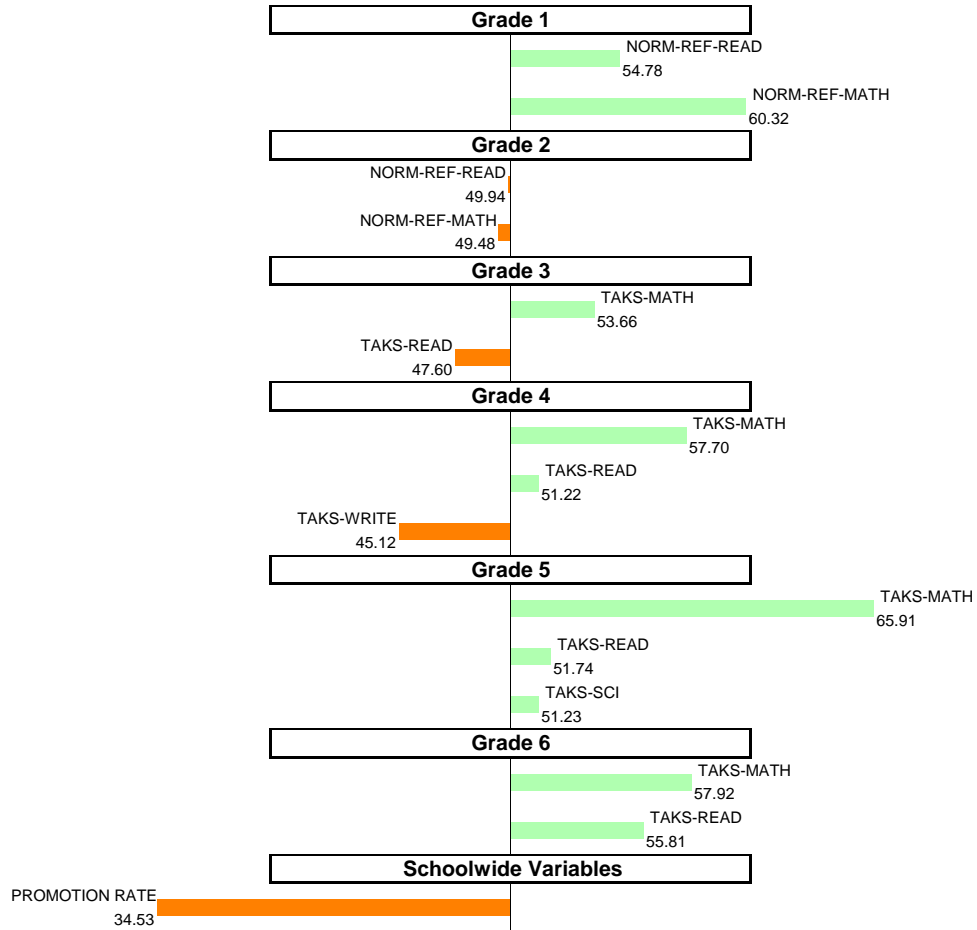


NOTES: The overall SEI is set to a mean of 50 and standard deviation of 5 each year. An SEI between 49 and 51 is considered within average. Individual grade and subject components (i.e., "TAKS-MATH") each have a mean of 50 and standard deviation of 10, and they are computed only if at least eight students are eligible.

# 2008-09 School Effectiveness Index (SEI) Analysis

130-LEILA P. COWART  
SOUTHWEST

Overall SEI: 52.99  
AEIS Rating: Recognized

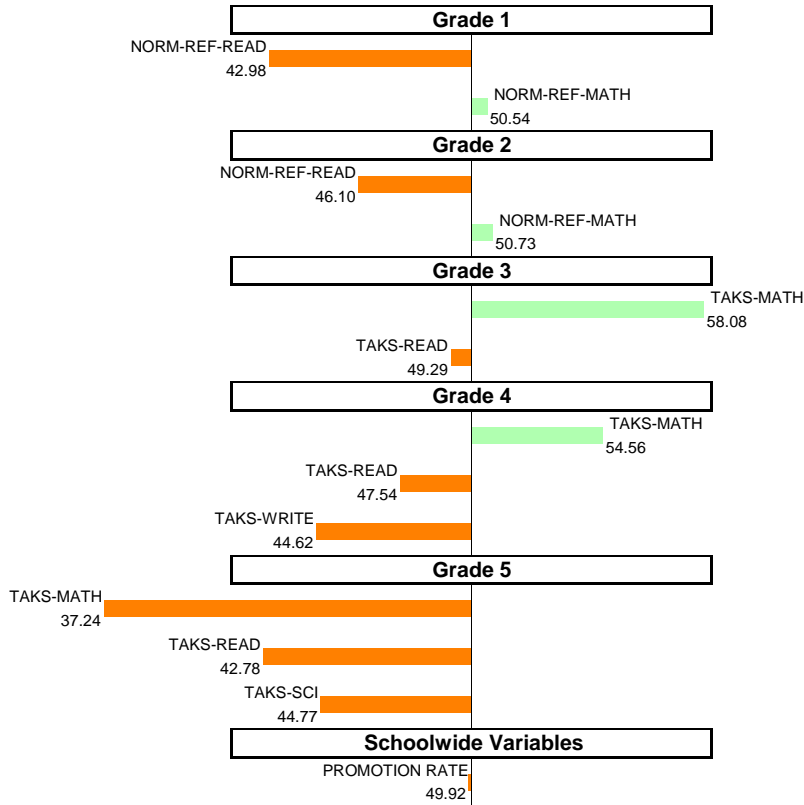


NOTES: The overall SEI is set to a mean of 50 and standard deviation of 5 each year. An SEI between 49 and 51 is considered within average. Individual grade and subject components (i.e., "TAKS-MATH") each have a mean of 50 and standard deviation of 10, and they are computed only if at least eight students are eligible.

## 2008-09 School Effectiveness Index (SEI) Analysis

**133-BARBARA JORDAN  
SOUTHWEST**

Overall SEI: 46.96  
AEIS Rating: Academically Acceptable

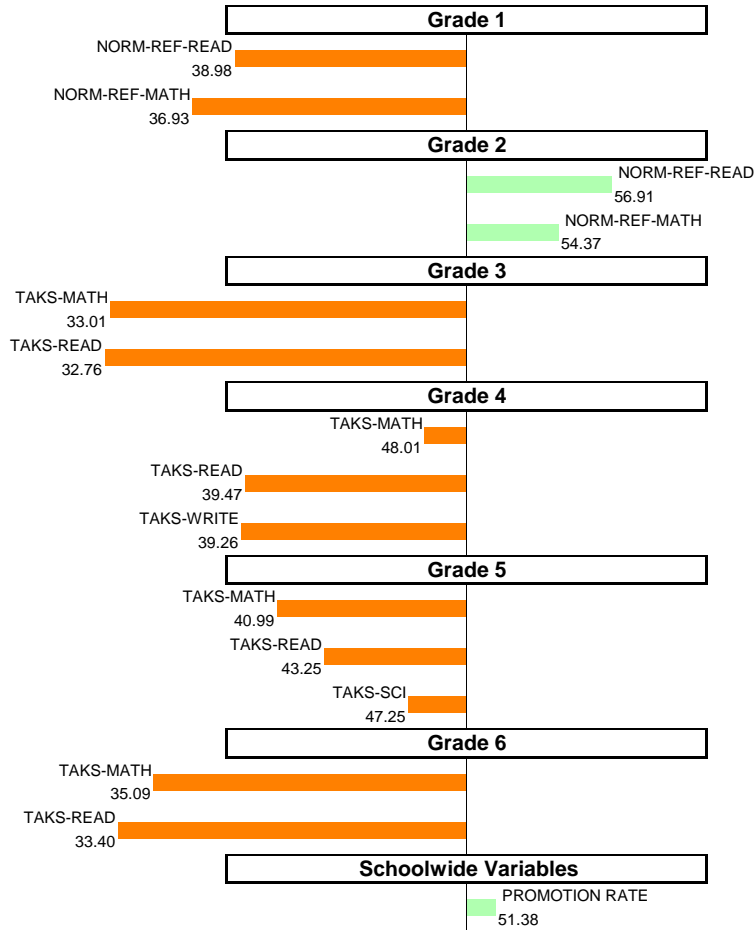


NOTES: The overall SEI is set to a mean of 50 and standard deviation of 5 each year. An SEI between 49 and 51 is considered within average. Individual grade and subject components (i.e., "TAKS-MATH") each have a mean of 50 and standard deviation of 10, and they are computed only if at least eight students are eligible.

## 2008-09 School Effectiveness Index (SEI) Analysis

**136-L. O. DONALD**  
SOUTHWEST

Overall SEI: 41.08  
AEIS Rating: Academically Acceptable

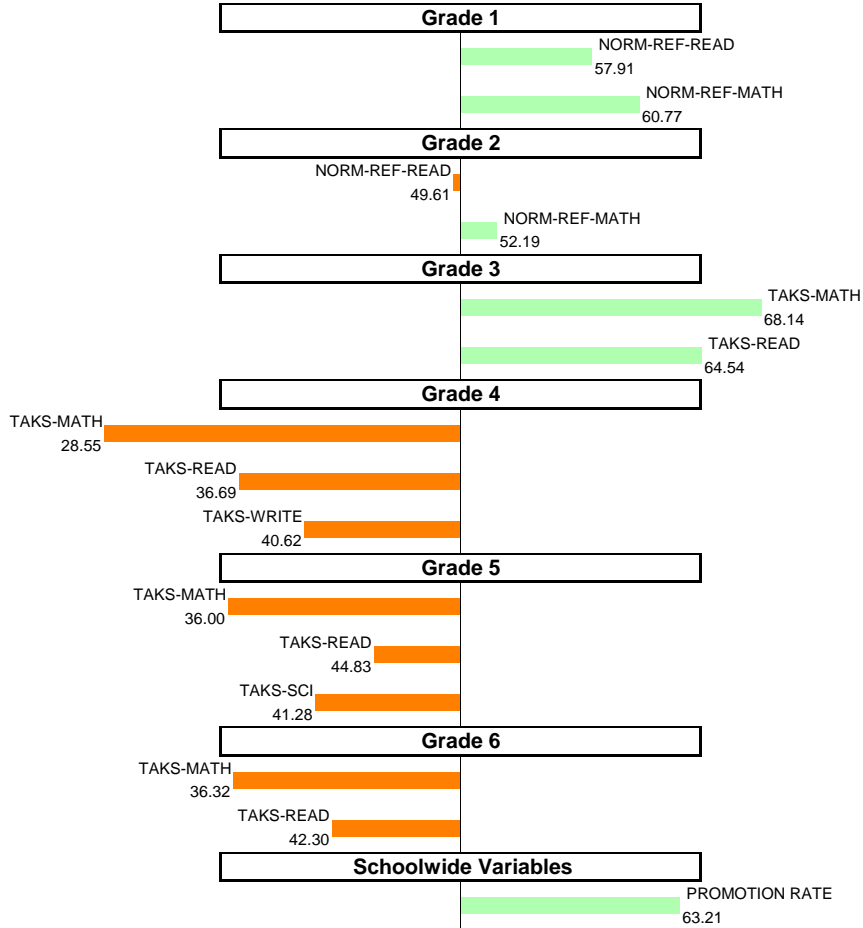


NOTES: The overall SEI is set to a mean of 50 and standard deviation of 5 each year. An SEI between 49 and 51 is considered within average. Individual grade and subject components (i.e., "TAKS-MATH") each have a mean of 50 and standard deviation of 10, and they are computed only if at least eight students are eligible.

# 2008-09 School Effectiveness Index (SEI) Analysis

**149-LENORE KIRK HALL  
SOUTHWEST**

Overall SEI: 46.77  
AEIS Rating: Academically Acceptable



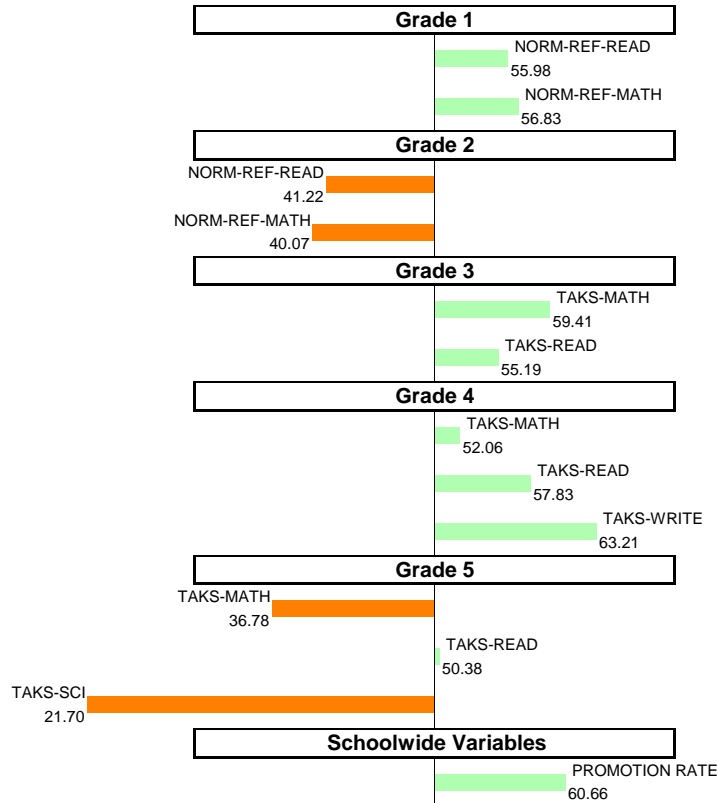
NOTES: The overall SEI is set to a mean of 50 and standard deviation of 5 each year. An SEI between 49 and 51 is considered within average. Individual grade and subject components (i.e., "TAKS-MATH") each have a mean of 50 and standard deviation of 10, and they are computed only if at least eight students are eligible.



## 2008-09 School Effectiveness Index (SEI) Analysis

**150-N. W. HARLLEE  
SOUTHWEST**

Overall SEI: 48.81  
AEIS Rating: Academically Acceptable

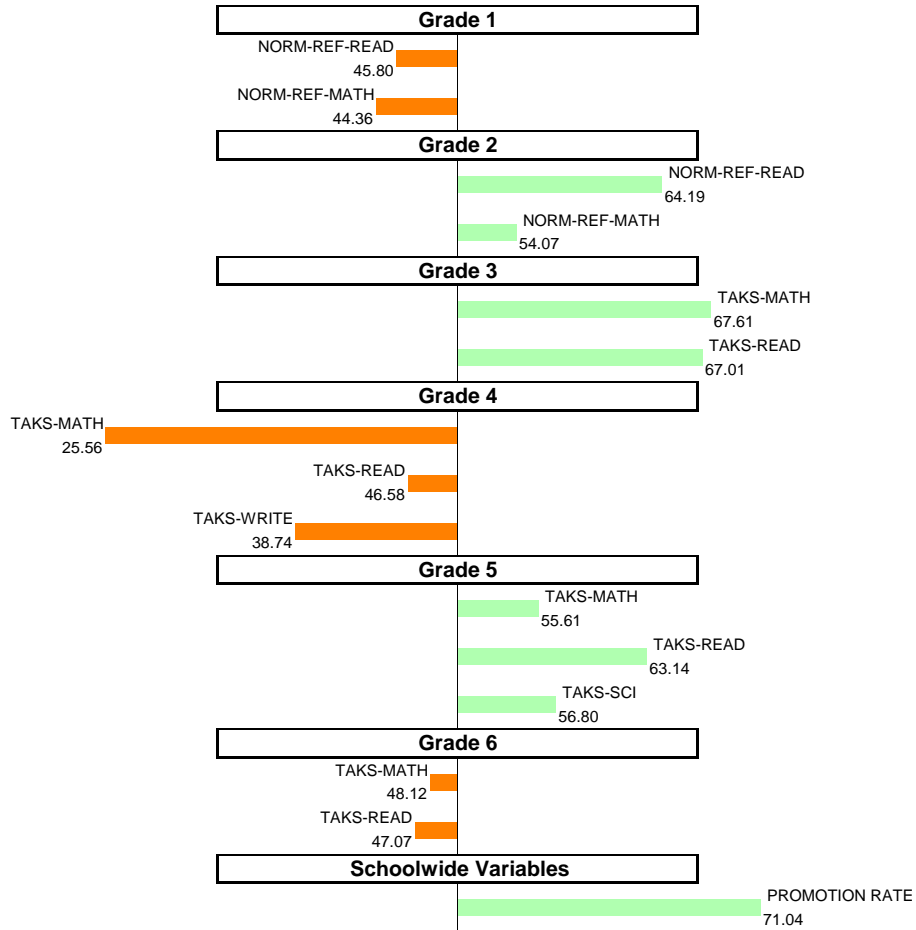


NOTES: The overall SEI is set to a mean of 50 and standard deviation of 5 each year. An SEI between 49 and 51 is considered within average. Individual grade and subject components (i.e., "TAKS-MATH") each have a mean of 50 and standard deviation of 10, and they are computed only if at least eight students are eligible.

## 2008-09 School Effectiveness Index (SEI) Analysis

**152-MARGARET B. HENDERSON**  
SOUTHWEST

Overall SEI: 51.37  
AEIS Rating: Recognized

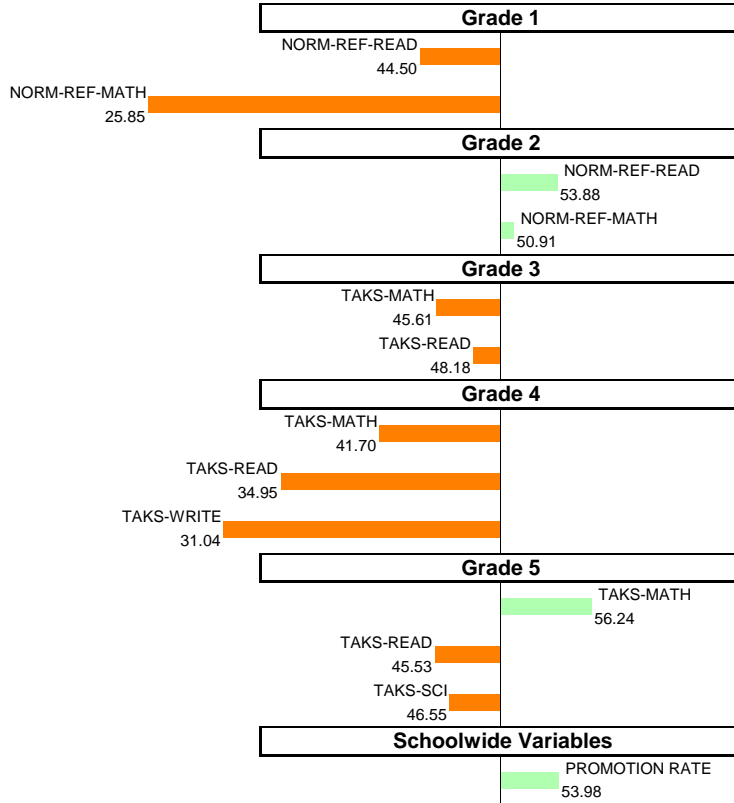


NOTES: The overall SEI is set to a mean of 50 and standard deviation of 5 each year. An SEI between 49 and 51 is considered within average. Individual grade and subject components (i.e., "TAKS-MATH") each have a mean of 50 and standard deviation of 10, and they are computed only if at least eight students are eligible.

# 2008-09 School Effectiveness Index (SEI) Analysis

**157-JAMES STEPHEN HOGG  
SOUTHWEST**

Overall SEI: 43.4  
AEIS Rating: Recognized

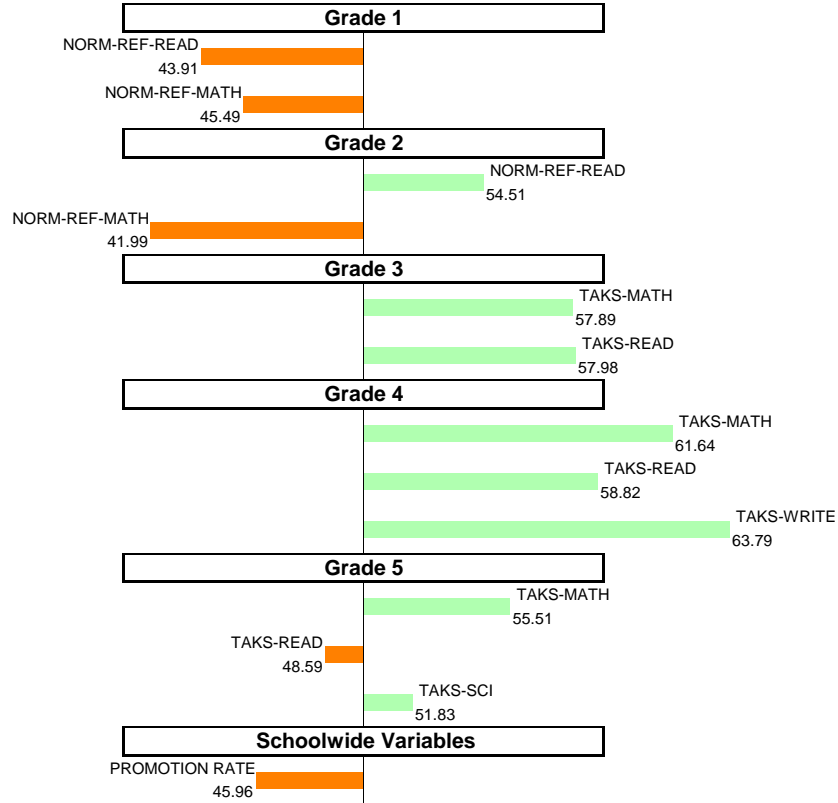


NOTES: The overall SEI is set to a mean of 50 and standard deviation of 5 each year. An SEI between 49 and 51 is considered within average. Individual grade and subject components (i.e., "TAKS-MATH") each have a mean of 50 and standard deviation of 10, and they are computed only if at least eight students are eligible.

# 2008-09 School Effectiveness Index (SEI) Analysis

158-LIDA HOOE  
SOUTHWEST

Overall SEI: 52.83  
AEIS Rating: Recognized

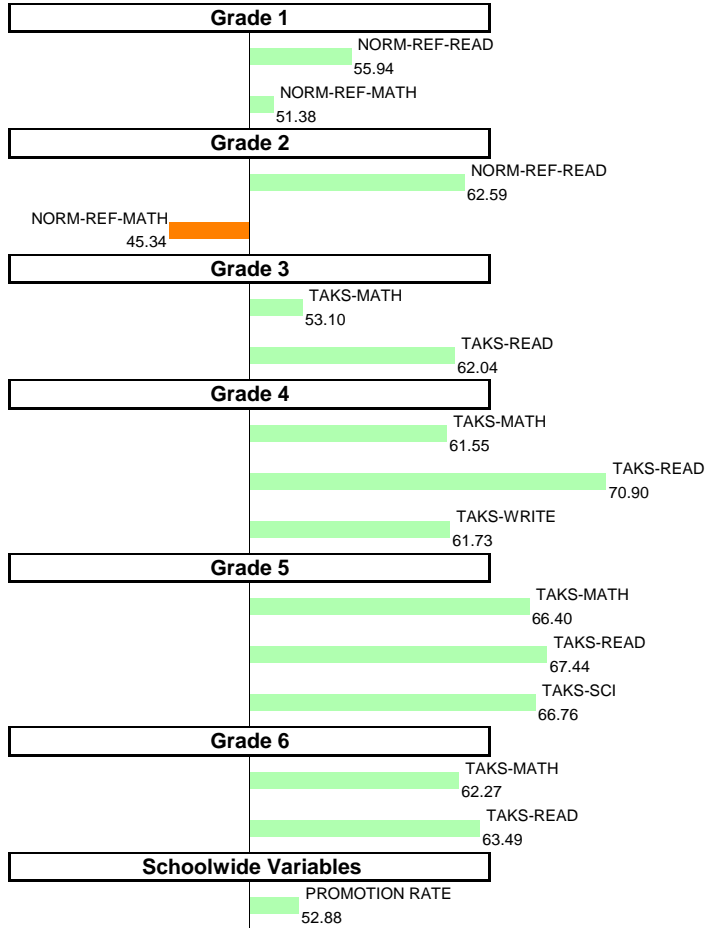


NOTES: The overall SEI is set to a mean of 50 and standard deviation of 5 each year. An SEI between 49 and 51 is considered within average. Individual grade and subject components (i.e., "TAKS-MATH") each have a mean of 50 and standard deviation of 10, and they are computed only if at least eight students are eligible.

# 2008-09 School Effectiveness Index (SEI) Analysis

**164-ANSON JONES**  
SOUTHWEST

Overall SEI: 60.02  
AEIS Rating: Exemplary

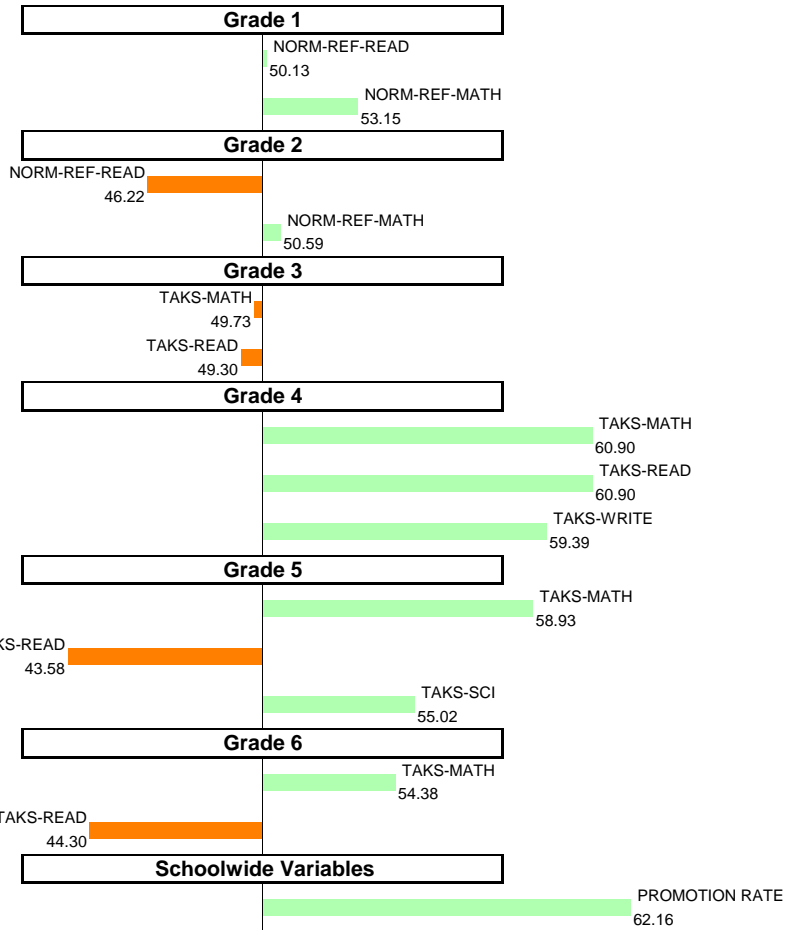


NOTES: The overall SEI is set to a mean of 50 and standard deviation of 5 each year. An SEI between 49 and 51 is considered within average. Individual grade and subject components (i.e., "TAKS-MATH") each have a mean of 50 and standard deviation of 10, and they are computed only if at least eight students are eligible.

# 2008-09 School Effectiveness Index (SEI) Analysis

**172-JIMMIE TYLER BRASHEAR**  
SOUTHWEST

Overall SEI: 52.12  
AEIS Rating: Exemplary

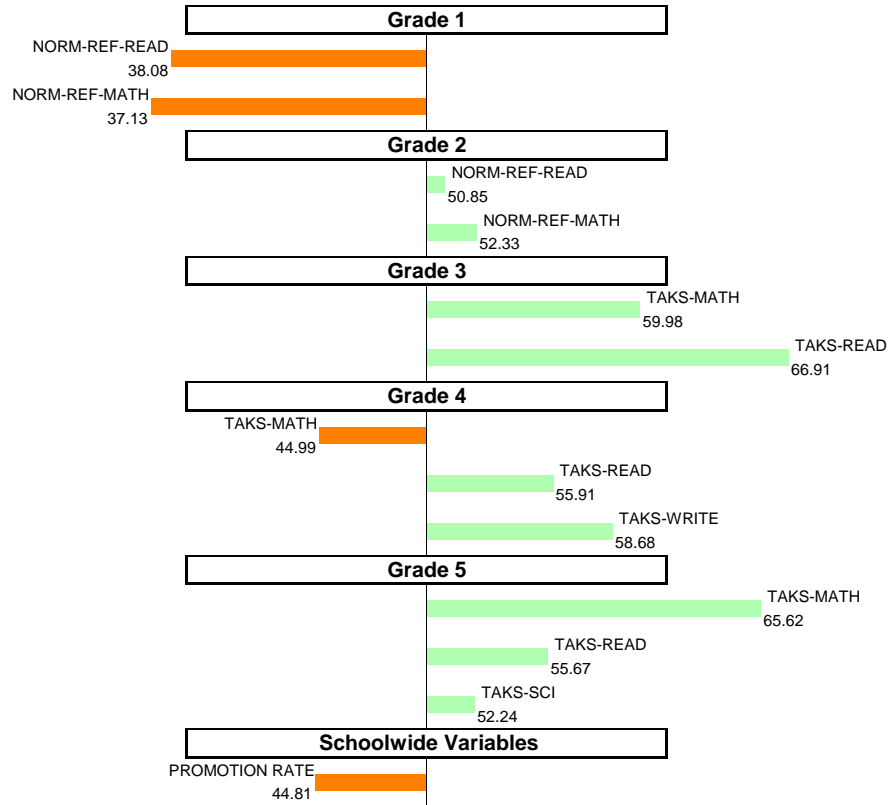


NOTES: The overall SEI is set to a mean of 50 and standard deviation of 5 each year. An SEI between 49 and 51 is considered within average. Individual grade and subject components (i.e., "TAKS-MATH") each have a mean of 50 and standard deviation of 10, and they are computed only if at least eight students are eligible.

# 2008-09 School Effectiveness Index (SEI) Analysis

**175-UMPHREY LEE  
SOUTHWEST**

Overall SEI: 52.53  
AEIS Rating: Academically Acceptable

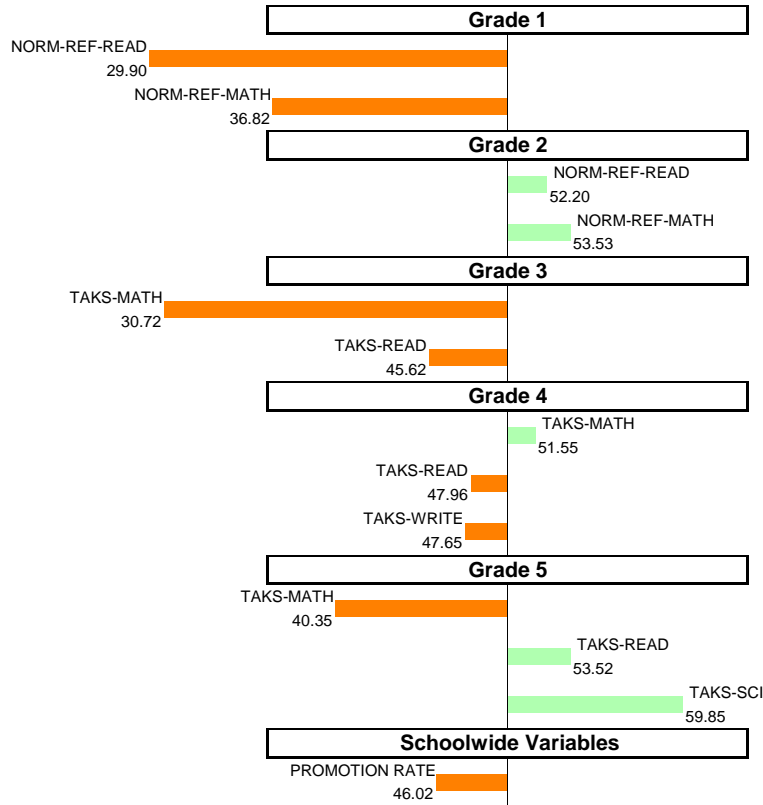


NOTES: The overall SEI is set to a mean of 50 and standard deviation of 5 each year. An SEI between 49 and 51 is considered within average. Individual grade and subject components (i.e., "TAKS-MATH") each have a mean of 50 and standard deviation of 10, and they are computed only if at least eight students are eligible.

## 2008-09 School Effectiveness Index (SEI) Analysis

**178-LISBON  
SOUTHWEST**

Overall SEI: 45.33  
AEIS Rating: Recognized



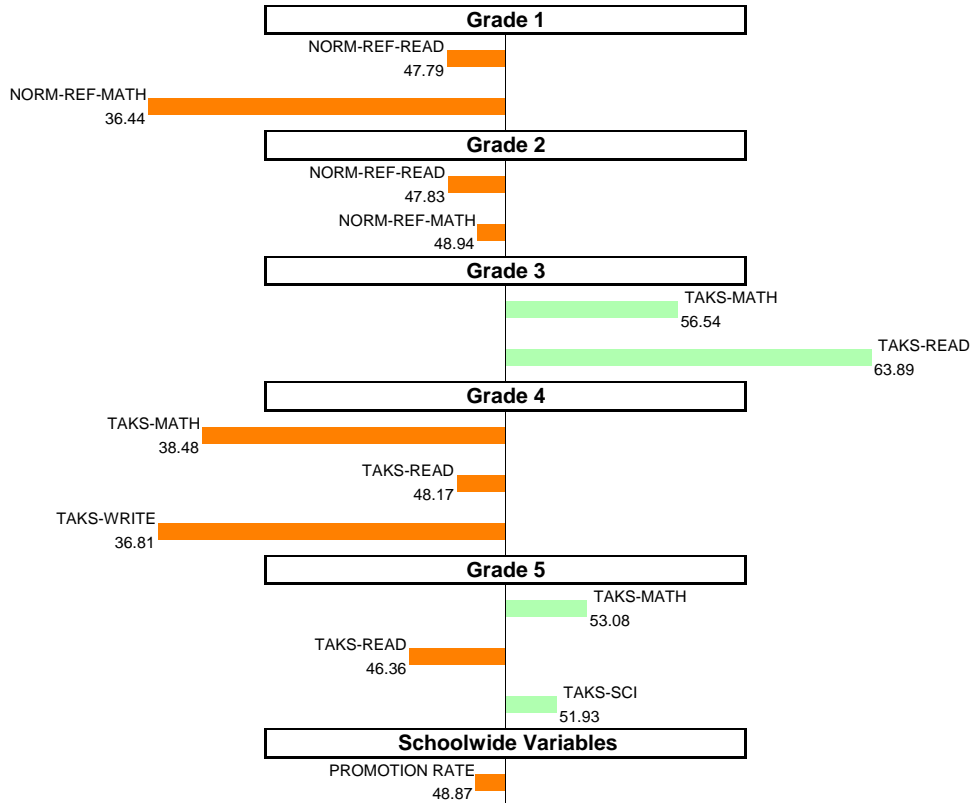
NOTES: The overall SEI is set to a mean of 50 and standard deviation of 5 each year. An SEI between 49 and 51 is considered within average. Individual grade and subject components (i.e., "TAKS-MATH") each have a mean of 50 and standard deviation of 10, and they are computed only if at least eight students are eligible.



## 2008-09 School Effectiveness Index (SEI) Analysis

**183-THOMAS L. MARSALIS**  
SOUTHWEST

Overall SEI: 47.52  
AEIS Rating: Recognized

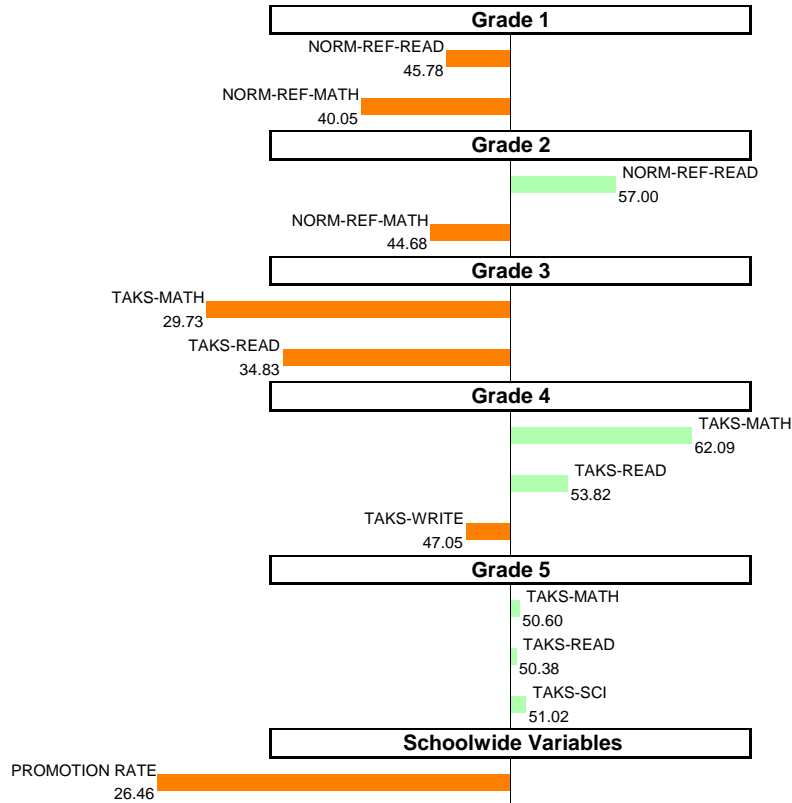


NOTES: The overall SEI is set to a mean of 50 and standard deviation of 5 each year. An SEI between 49 and 51 is considered within average. Individual grade and subject components (i.e., "TAKS-MATH") each have a mean of 50 and standard deviation of 10, and they are computed only if at least eight students are eligible.

## 2008-09 School Effectiveness Index (SEI) Analysis

**186-ROGER Q. MILLS**  
SOUTHWEST

Overall SEI: 46.54  
AEIS Rating: Academically Acceptable

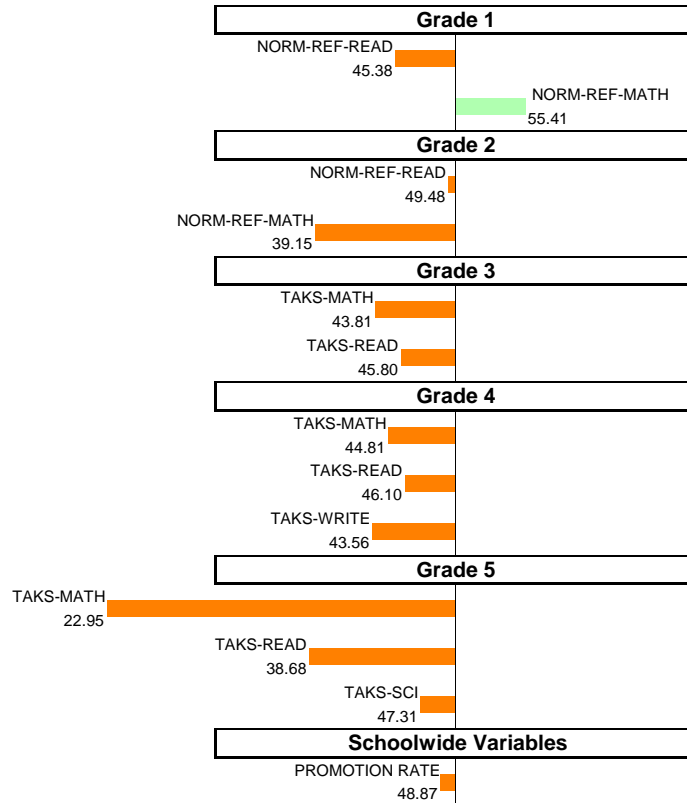


NOTES: The overall SEI is set to a mean of 50 and standard deviation of 5 each year. An SEI between 49 and 51 is considered within average. Individual grade and subject components (i.e., "TAKS-MATH") each have a mean of 50 and standard deviation of 10, and they are computed only if at least eight students are eligible.

## 2008-09 School Effectiveness Index (SEI) Analysis

**189-CLARA OLIVER  
SOUTHWEST**

Overall SEI: 43.14  
AEIS Rating: Academically Acceptable

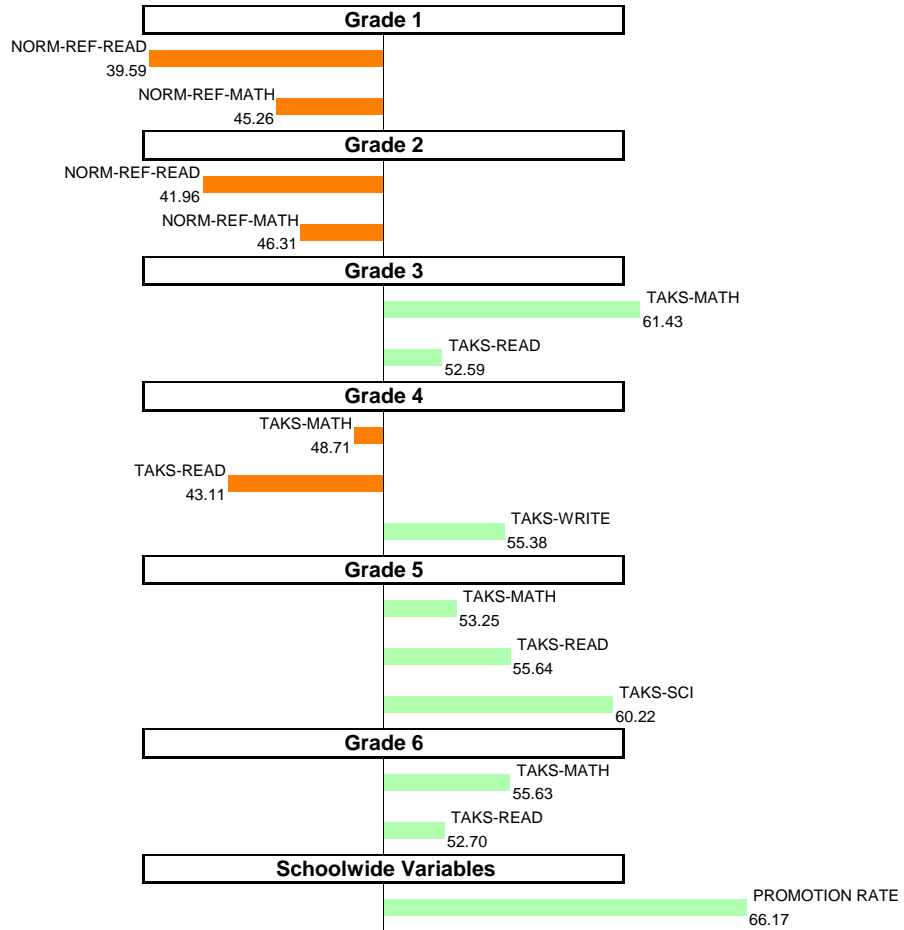


NOTES: The overall SEI is set to a mean of 50 and standard deviation of 5 each year. An SEI between 49 and 51 is considered within average. Individual grade and subject components (i.e., "TAKS-MATH") each have a mean of 50 and standard deviation of 10, and they are computed only if at least eight students are eligible.

# 2008-09 School Effectiveness Index (SEI) Analysis

**190-GEORGE PEABODY  
SOUTHWEST**

Overall SEI: 50.43  
AEIS Rating: Exemplary

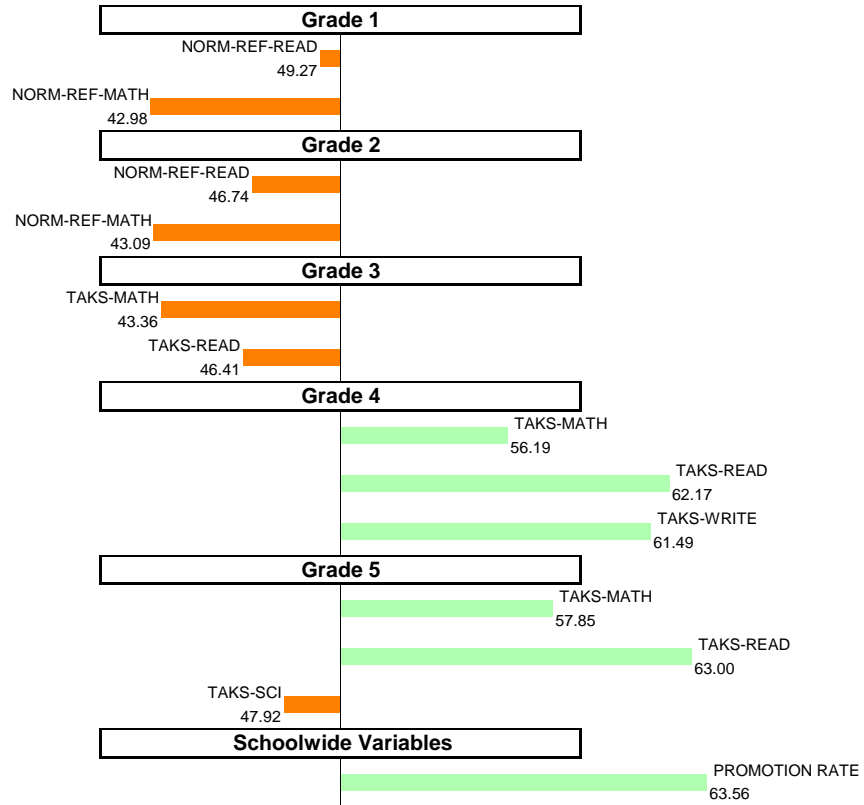


NOTES: The overall SEI is set to a mean of 50 and standard deviation of 5 each year. An SEI between 49 and 51 is considered within average. Individual grade and subject components (i.e., "TAKS-MATH") each have a mean of 50 and standard deviation of 10, and they are computed only if at least eight students are eligible.

# 2008-09 School Effectiveness Index (SEI) Analysis

192-JOHN F. PEELER  
SOUTHWEST

Overall SEI: 51.26  
AEIS Rating: Recognized

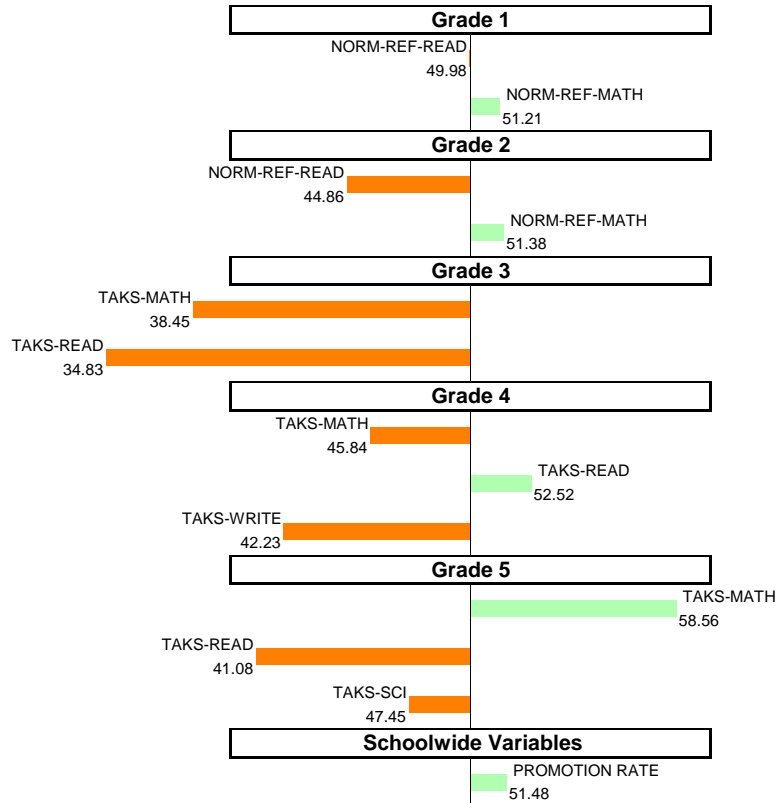


NOTES: The overall SEI is set to a mean of 50 and standard deviation of 5 each year. An SEI between 49 and 51 is considered within average. Individual grade and subject components (i.e., "TAKS-MATH") each have a mean of 50 and standard deviation of 10, and they are computed only if at least eight students are eligible.

## 2008-09 School Effectiveness Index (SEI) Analysis

**197-JOHN H. REAGAN  
SOUTHWEST**

Overall SEI: 46.09  
AEIS Rating: Academically Acceptable

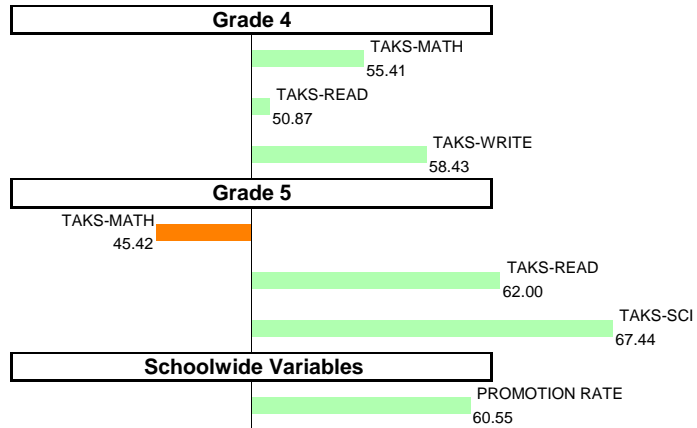


NOTES: The overall SEI is set to a mean of 50 and standard deviation of 5 each year. An SEI between 49 and 51 is considered within average. Individual grade and subject components (i.e., "TAKS-MATH") each have a mean of 50 and standard deviation of 10, and they are computed only if at least eight students are eligible.

# 2008-09 School Effectiveness Index (SEI) Analysis

205-CLINTON P. RUSSELL  
SOUTHWEST

Overall SEI: 56.05  
AEIS Rating: Recognized

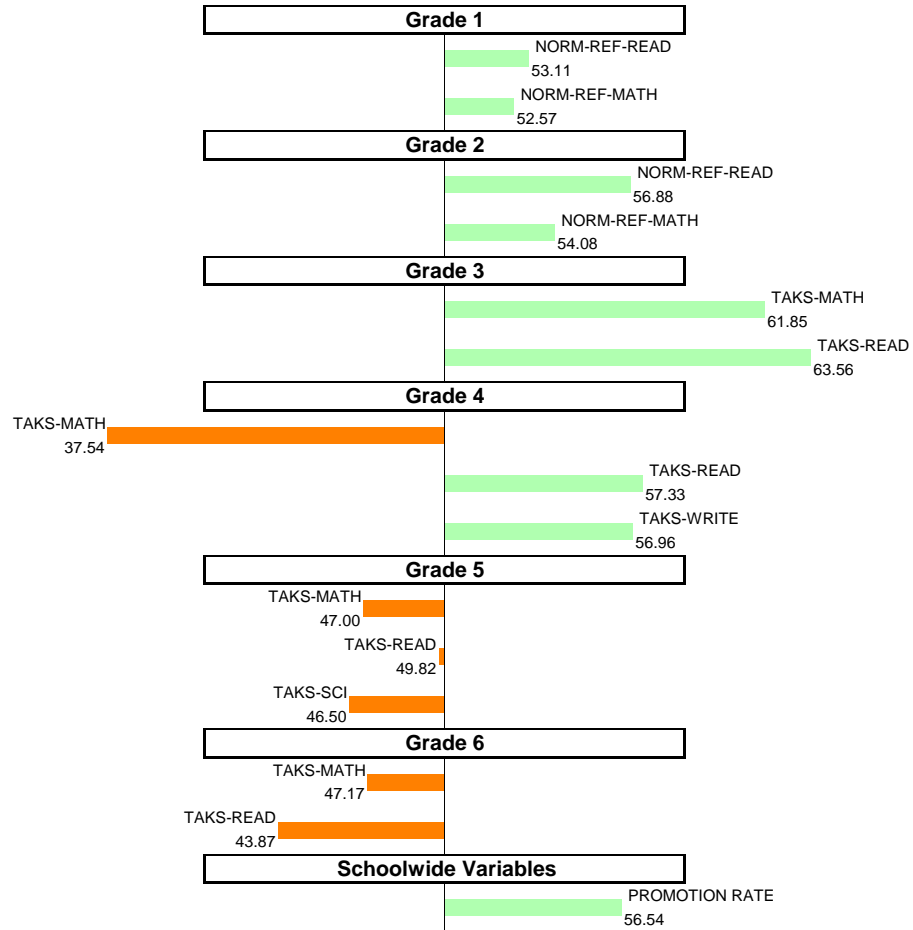


NOTES: The overall SEI is set to a mean of 50 and standard deviation of 5 each year. An SEI between 49 and 51 is considered within average. Individual grade and subject components (i.e., "TAKS-MATH") each have a mean of 50 and standard deviation of 10, and they are computed only if at least eight students are eligible.

# 2008-09 School Effectiveness Index (SEI) Analysis

**210-LESLIE A. STEMMONS**  
SOUTHWEST

Overall SEI: 51.49  
AEIS Rating: Recognized



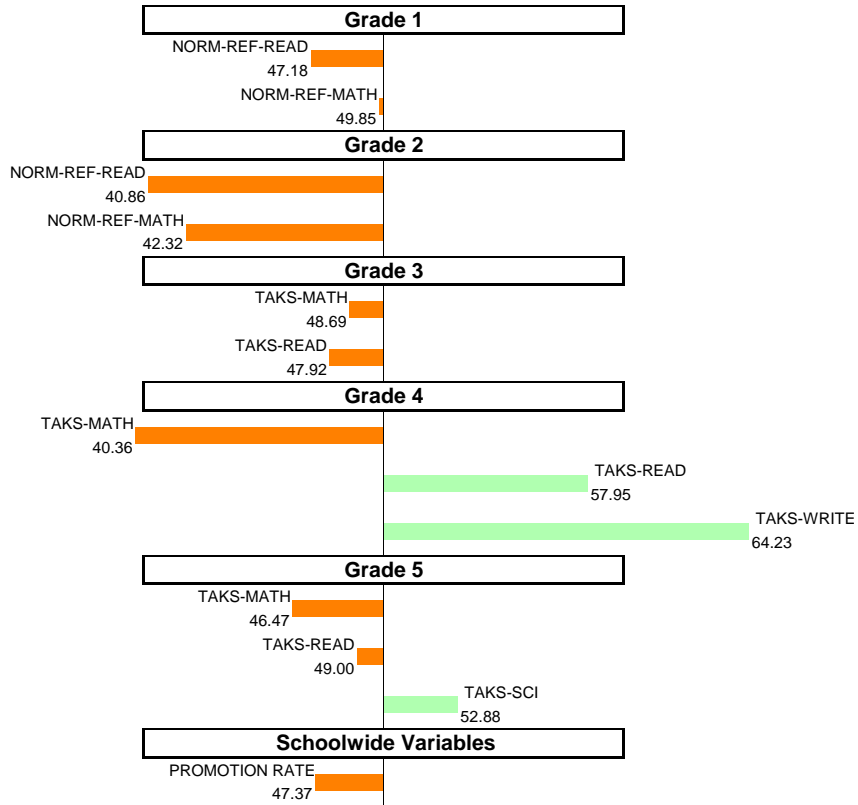
NOTES: The overall SEI is set to a mean of 50 and standard deviation of 5 each year. An SEI between 49 and 51 is considered within average. Individual grade and subject components (i.e., "TAKS-MATH") each have a mean of 50 and standard deviation of 10, and they are computed only if at least eight students are eligible.



## 2008-09 School Effectiveness Index (SEI) Analysis

213-T. G. TERRY  
SOUTHWEST

Overall SEI: 48.44  
AEIS Rating: Recognized

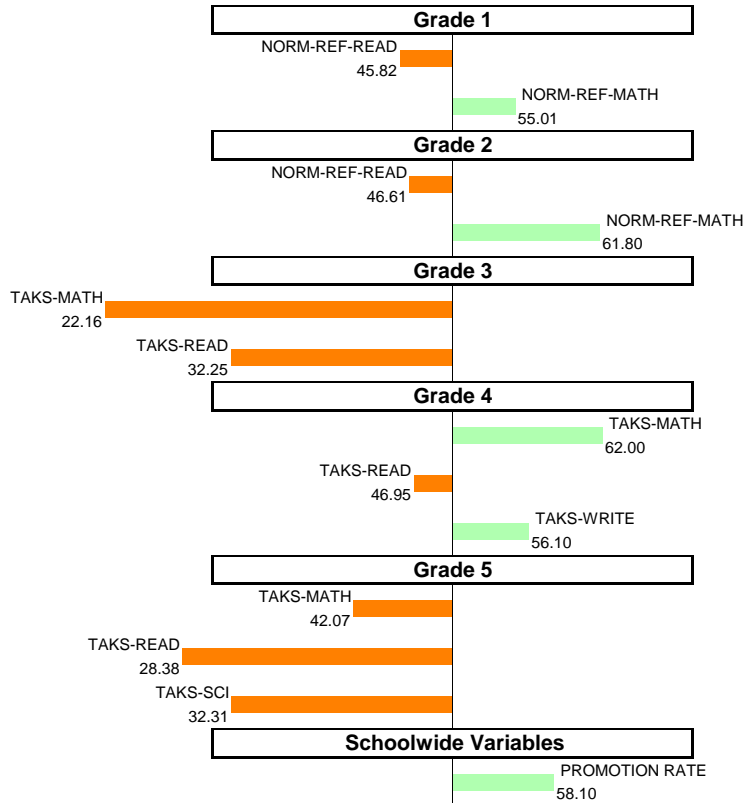


NOTES: The overall SEI is set to a mean of 50 and standard deviation of 5 each year. An SEI between 49 and 51 is considered within average. Individual grade and subject components (i.e., "TAKS-MATH") each have a mean of 50 and standard deviation of 10, and they are computed only if at least eight students are eligible.

## 2008-09 School Effectiveness Index (SEI) Analysis

**215-ROBERT L. THORNTON**  
SOUTHWEST

Overall SEI: 43.97  
AEIS Rating: Academically Acceptable

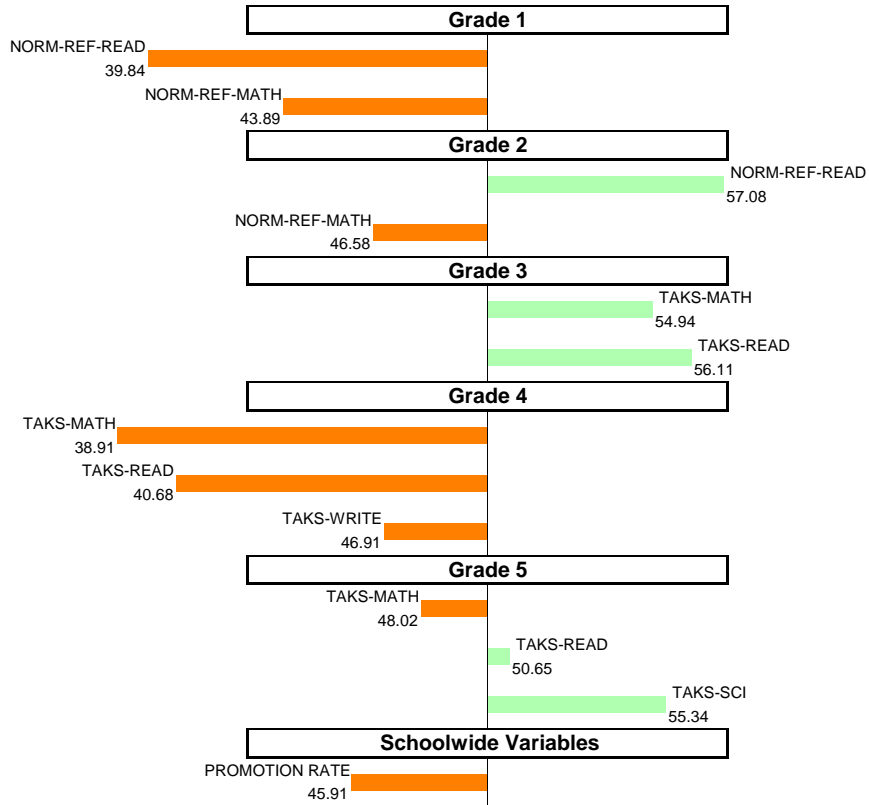


NOTES: The overall SEI is set to a mean of 50 and standard deviation of 5 each year. An SEI between 49 and 51 is considered within average. Individual grade and subject components (i.e., "TAKS-MATH") each have a mean of 50 and standard deviation of 10, and they are computed only if at least eight students are eligible.

# 2008-09 School Effectiveness Index (SEI) Analysis

219-ADELLE TURNER  
SOUTHWEST

Overall SEI: 47.71  
AEIS Rating: Exemplary

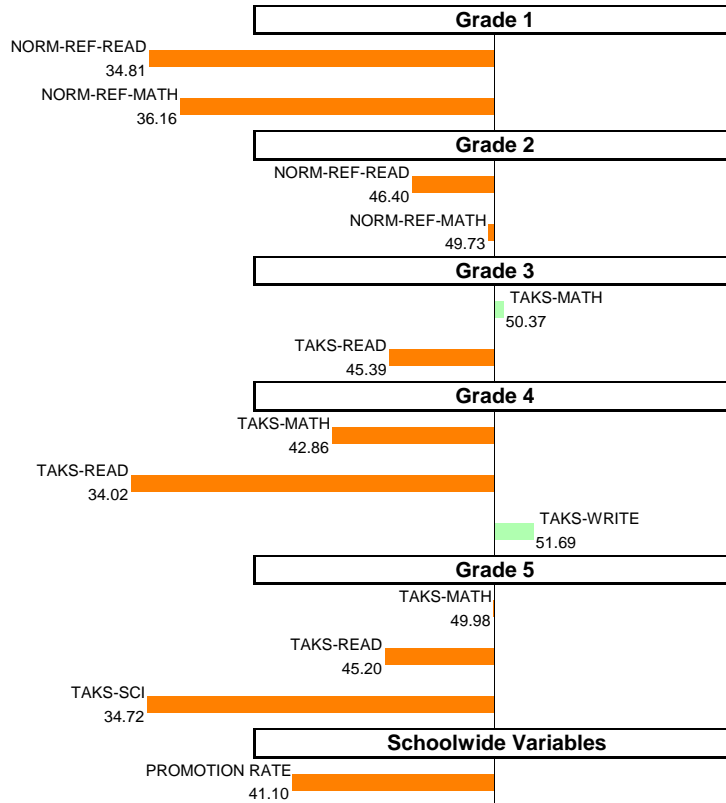


NOTES: The overall SEI is set to a mean of 50 and standard deviation of 5 each year. An SEI between 49 and 51 is considered within average. Individual grade and subject components (i.e., "TAKS-MATH") each have a mean of 50 and standard deviation of 10, and they are computed only if at least eight students are eligible.

## 2008-09 School Effectiveness Index (SEI) Analysis

**220-MARK TWAIN**  
SOUTHWEST

Overall SEI: 42.97  
AEIS Rating: Recognized

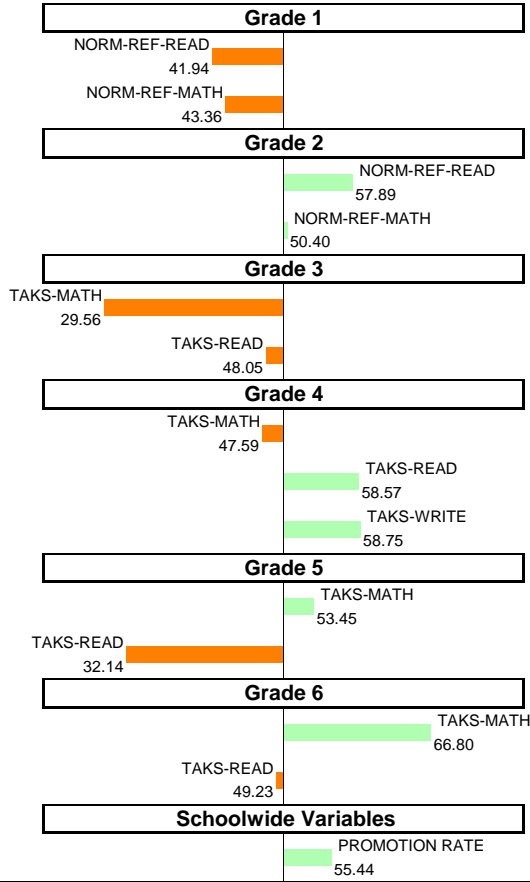


NOTES: The overall SEI is set to a mean of 50 and standard deviation of 5 each year. An SEI between 49 and 51 is considered within average. Individual grade and subject components (i.e., "TAKS-MATH") each have a mean of 50 and standard deviation of 10, and they are computed only if at least eight students are eligible.

## 2008-09 School Effectiveness Index (SEI) Analysis

225-DANIEL WEBSTER\*  
SOUTHWEST

Overall SEI: 48.58  
AEIS Rating: Academically Acceptable



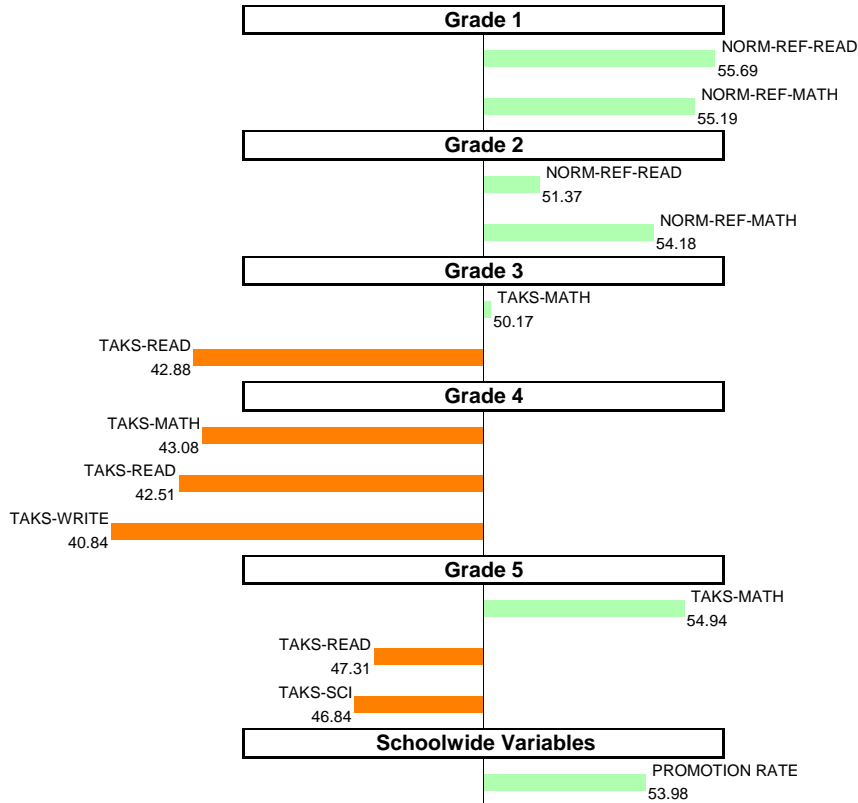
\*For 2008-09, Daniel Webster's overall SEI does not include the fifth-grade science component.

NOTES: The overall SEI is set to a mean of 50 and standard deviation of 5 each year. An SEI between 49 and 51 is considered within average. Individual grade and subject components (i.e., "TAKS-MATH") each have a mean of 50 and standard deviation of 10, and they are computed only if at least eight students are eligible.

## 2008-09 School Effectiveness Index (SEI) Analysis

**226-MARTIN WEISS**  
SOUTHWEST

Overall SEI: 48.28  
AEIS Rating: Recognized

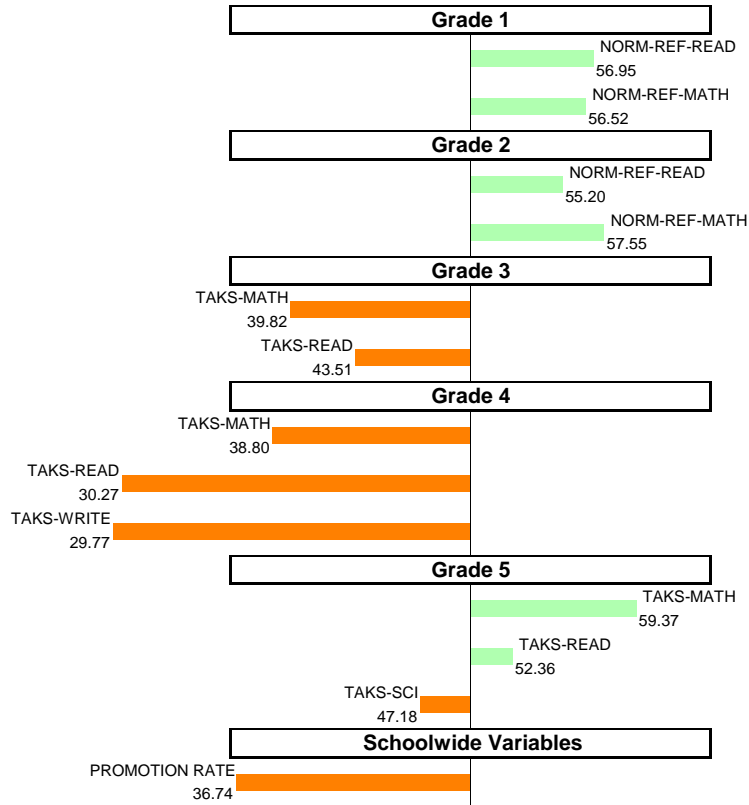


NOTES: The overall SEI is set to a mean of 50 and standard deviation of 5 each year. An SEI between 49 and 51 is considered within average. Individual grade and subject components (i.e., "TAKS-MATH") each have a mean of 50 and standard deviation of 10, and they are computed only if at least eight students are eligible.

# 2008-09 School Effectiveness Index (SEI) Analysis

229-WINNETKA  
SOUTHWEST

Overall SEI: 46.67  
AEIS Rating: Recognized

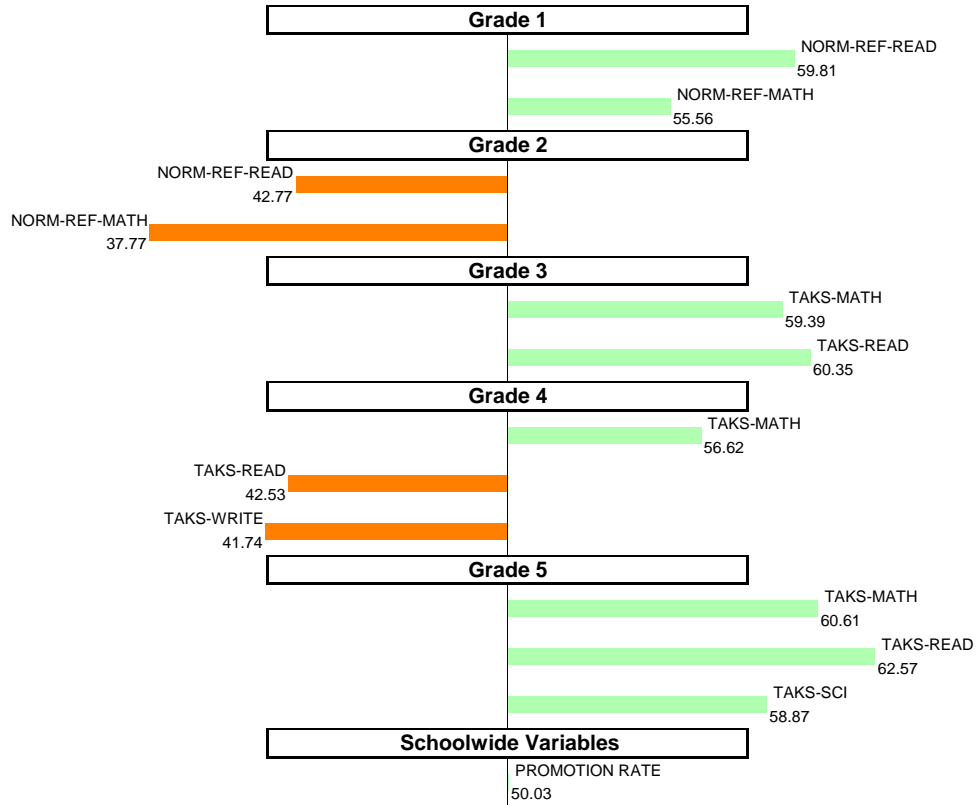


NOTES: The overall SEI is set to a mean of 50 and standard deviation of 5 each year. An SEI between 49 and 51 is considered within average. Individual grade and subject components (i.e., "TAKS-MATH") each have a mean of 50 and standard deviation of 10, and they are computed only if at least eight students are eligible.

## 2008-09 School Effectiveness Index (SEI) Analysis

**235-BIRDIE ALEXANDER**  
SOUTHWEST

Overall SEI: 52.6  
AEIS Rating: Recognized



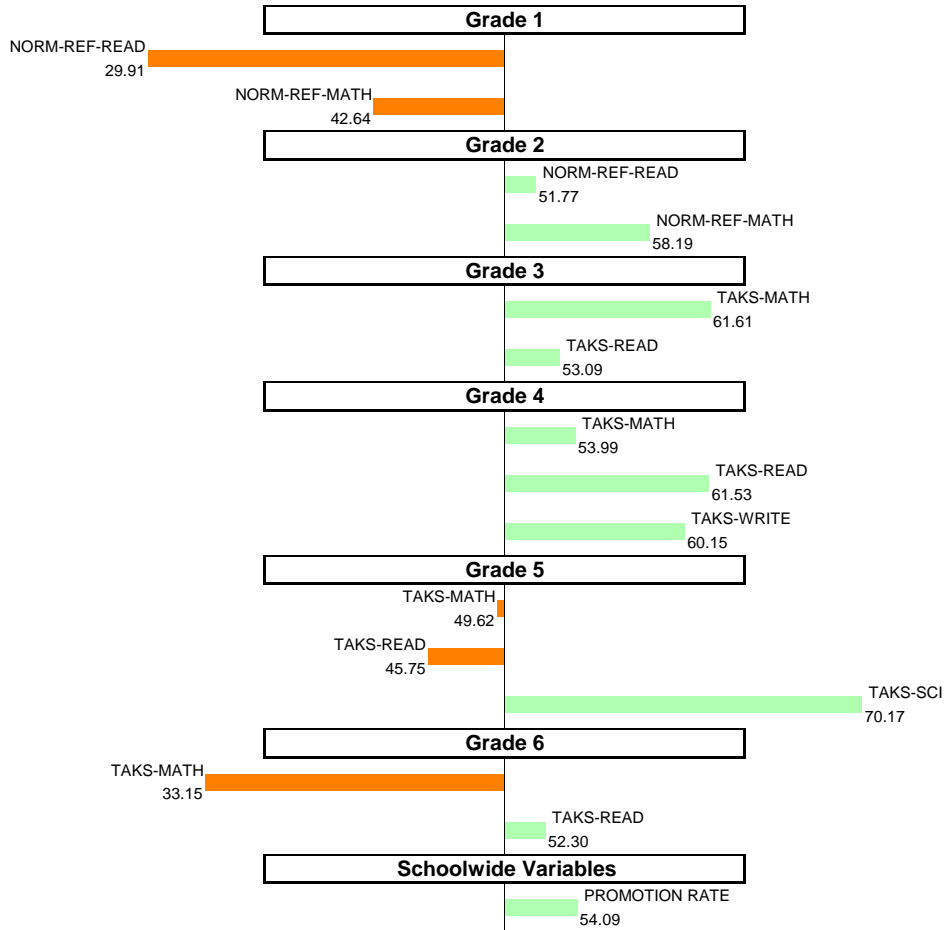
NOTES: The overall SEI is set to a mean of 50 and standard deviation of 5 each year. An SEI between 49 and 51 is considered within average. Individual grade and subject components (i.e., "TAKS-MATH") each have a mean of 50 and standard deviation of 10, and they are computed only if at least eight students are eligible.



# 2008-09 School Effectiveness Index (SEI) Analysis

**236-NANCY JANE COCHRAN**  
SOUTHWEST

Overall SEI: 51.17  
AEIS Rating: Academically Acceptable

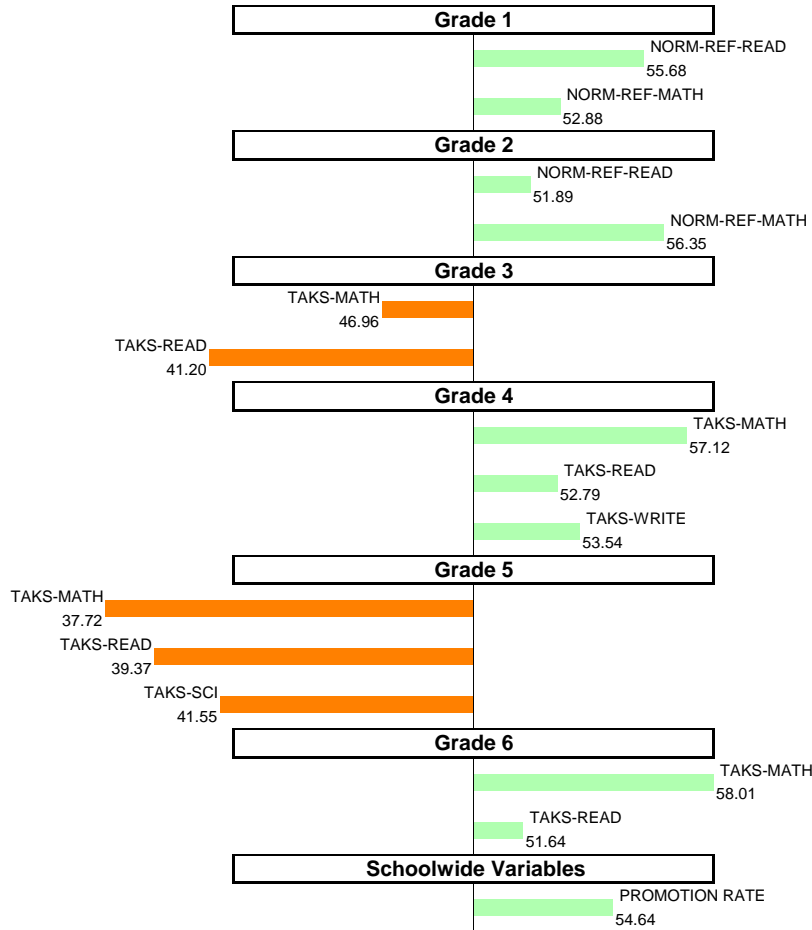


NOTES: The overall SEI is set to a mean of 50 and standard deviation of 5 each year. An SEI between 49 and 51 is considered within average. Individual grade and subject components (i.e., "TAKS-MATH") each have a mean of 50 and standard deviation of 10, and they are computed only if at least eight students are eligible.

## 2008-09 School Effectiveness Index (SEI) Analysis

**239-ARTURO SALAZAR**  
SOUTHWEST

Overall SEI: 49.27  
AEIS Rating: Recognized

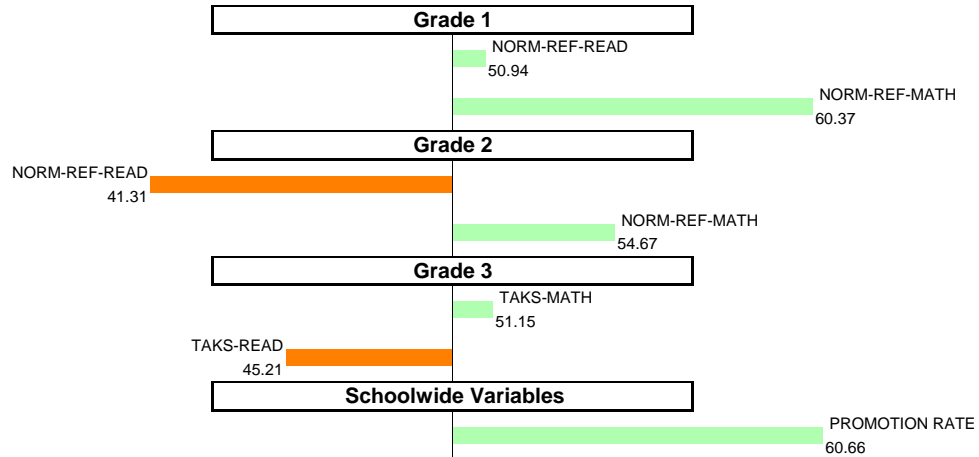


NOTES: The overall SEI is set to a mean of 50 and standard deviation of 5 each year. An SEI between 49 and 51 is considered within average. Individual grade and subject components (i.e., "TAKS-MATH") each have a mean of 50 and standard deviation of 10, and they are computed only if at least eight students are eligible.

# 2008-09 School Effectiveness Index (SEI) Analysis

249-ERASMO SEGUIN  
SOUTHWEST

Overall SEI: 50.27  
AEIS Rating: Exemplary

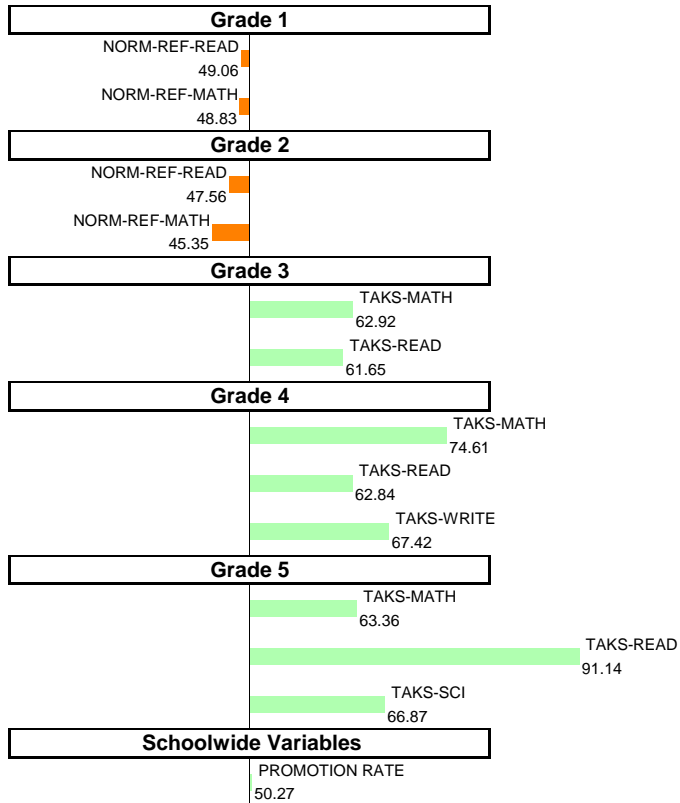


NOTES: The overall SEI is set to a mean of 50 and standard deviation of 5 each year. An SEI between 49 and 51 is considered within average. Individual grade and subject components (i.e., "TAKS-MATH") each have a mean of 50 and standard deviation of 10, and they are computed only if at least eight students are eligible.

## 2008-09 School Effectiveness Index (SEI) Analysis

**264-RONALD MCNAIR  
SOUTHWEST**

Overall SEI: 60.98  
AEIS Rating: Exemplary

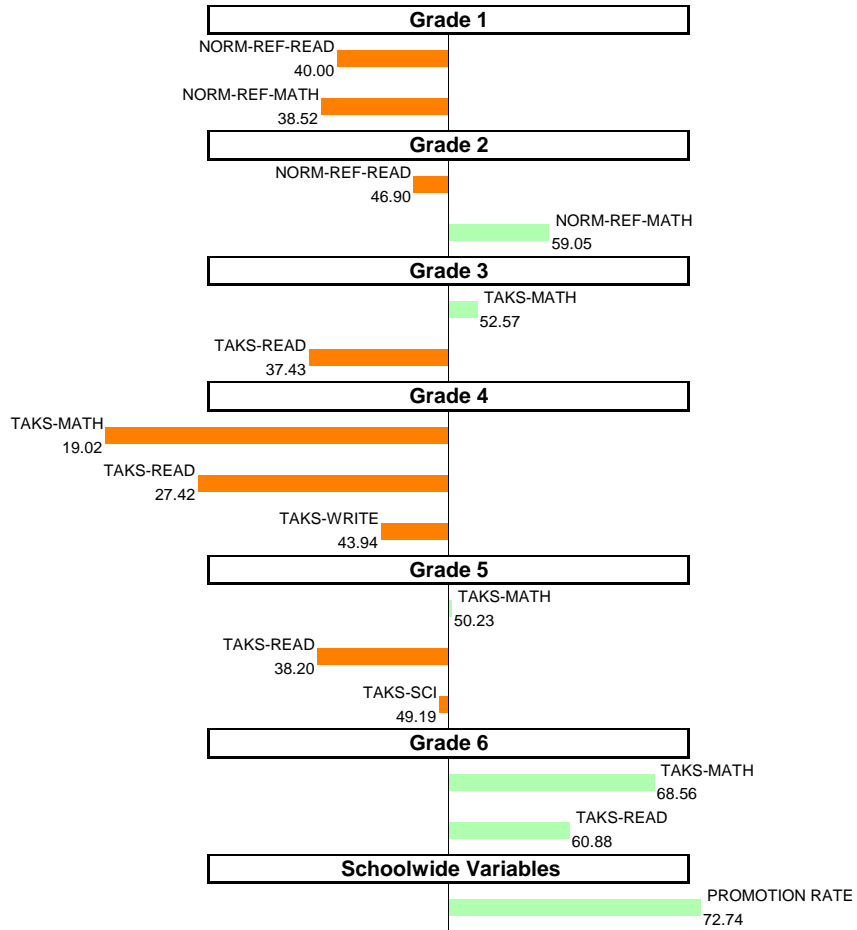


NOTES: The overall SEI is set to a mean of 50 and standard deviation of 5 each year. An SEI between 49 and 51 is considered within average. Individual grade and subject components (i.e., "TAKS-MATH") each have a mean of 50 and standard deviation of 10, and they are computed only if at least eight students are eligible.

## 2008-09 School Effectiveness Index (SEI) Analysis

**272-MARIA MORENO**  
SOUTHWEST

Overall SEI: 44.91  
AEIS Rating: Recognized

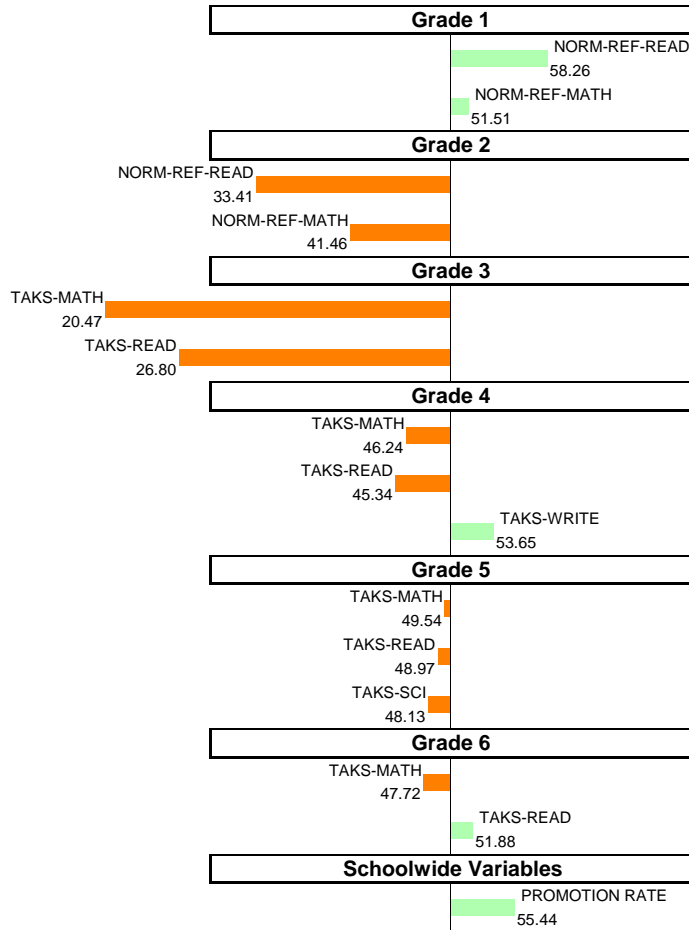


NOTES: The overall SEI is set to a mean of 50 and standard deviation of 5 each year. An SEI between 49 and 51 is considered within average. Individual grade and subject components (i.e., "TAKS-MATH") each have a mean of 50 and standard deviation of 10, and they are computed only if at least eight students are eligible.

# 2008-09 School Effectiveness Index (SEI) Analysis

**274-MARY MCLEOD BETHUNE  
SOUTHWEST**

Overall SEI: 44.16  
AEIS Rating: Recognized

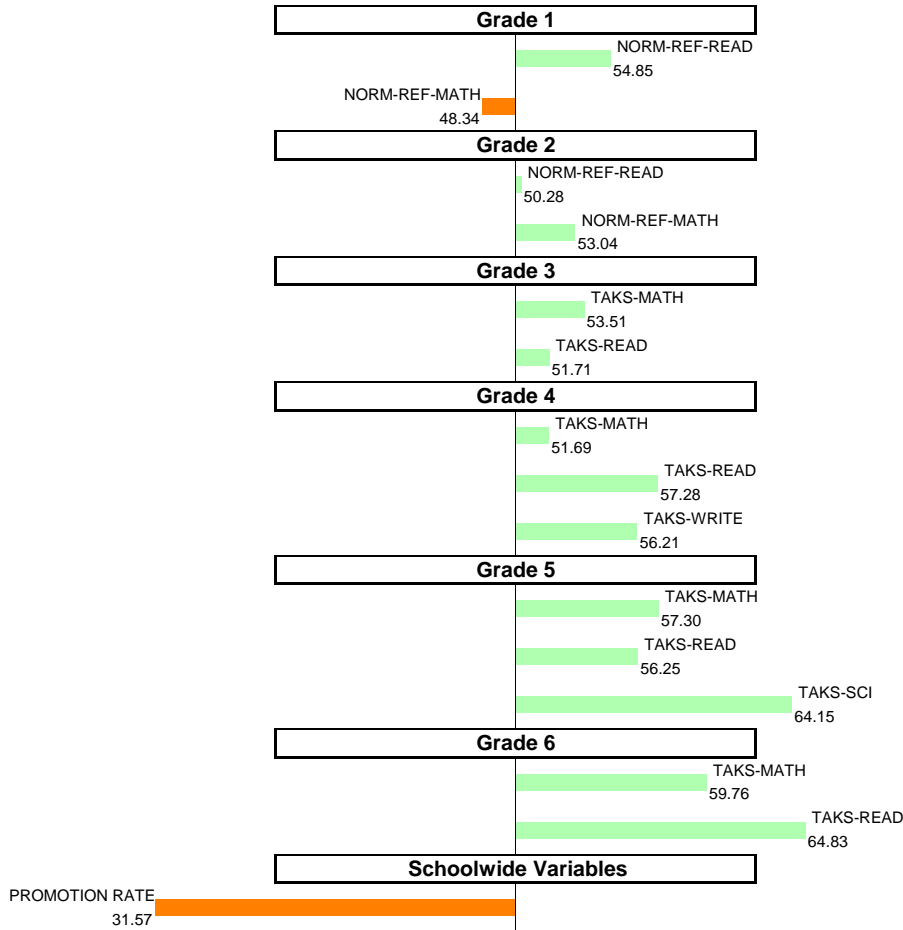


NOTES: The overall SEI is set to a mean of 50 and standard deviation of 5 each year. An SEI between 49 and 51 is considered within average. Individual grade and subject components (i.e., "TAKS-MATH") each have a mean of 50 and standard deviation of 10, and they are computed only if at least eight students are eligible.

# 2008-09 School Effectiveness Index (SEI) Analysis

**277–THOMAS TOLBERT  
SOUTHWEST**

Overall SEI: 54.83  
AEIS Rating: Recognized

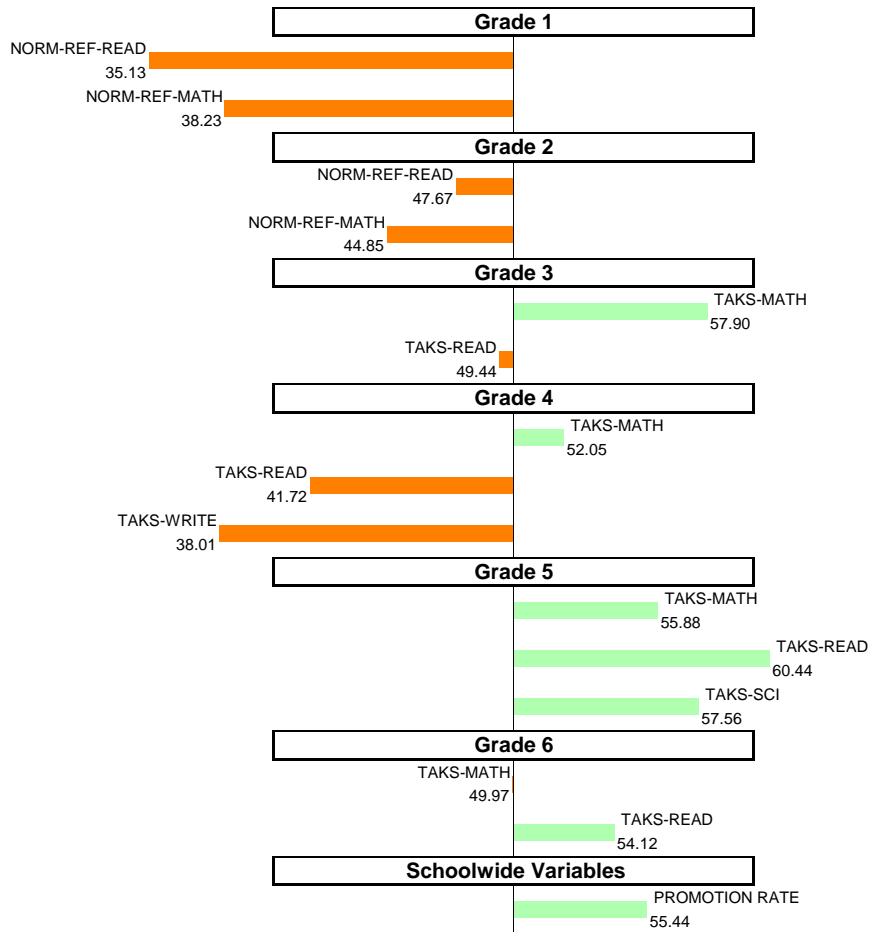


NOTES: The overall SEI is set to a mean of 50 and standard deviation of 5 each year. An SEI between 49 and 51 is considered within average. Individual grade and subject components (i.e., "TAKS-MATH") each have a mean of 50 and standard deviation of 10, and they are computed only if at least eight students are eligible.

## 2008-09 School Effectiveness Index (SEI) Analysis

**287-CELESTINO MAURICIO SOTO**  
SOUTHWEST

Overall SEI: 48.32  
AEIS Rating: Recognized



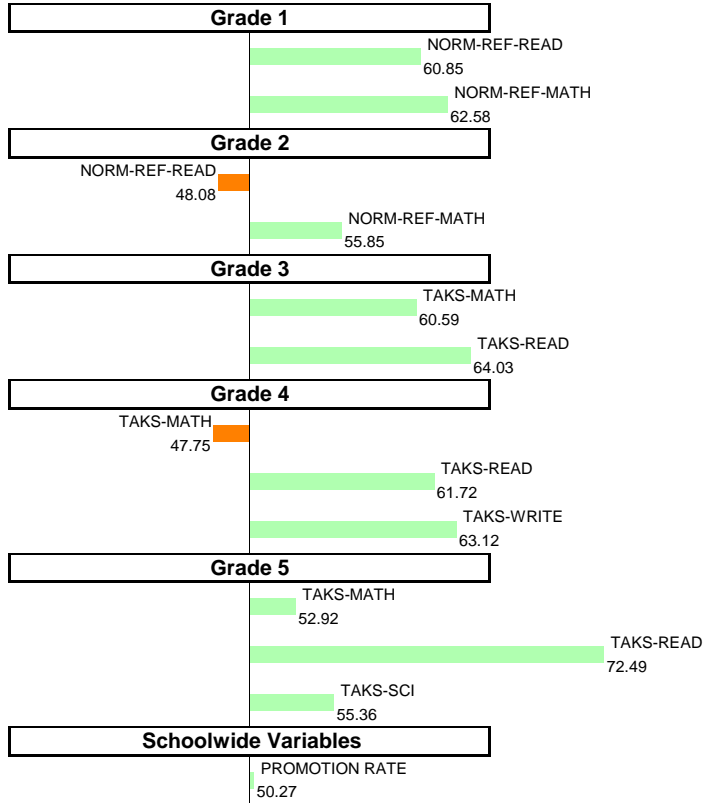
NOTES: The overall SEI is set to a mean of 50 and standard deviation of 5 each year. An SEI between 49 and 51 is considered within average. Individual grade and subject components (i.e., "TAKS-MATH") each have a mean of 50 and standard deviation of 10, and they are computed only if at least eight students are eligible.



# 2008-09 School Effectiveness Index (SEI) Analysis

**289-FELIX G. BOTELLO**  
SOUTHWEST

Overall SEI: 58.03  
AEIS Rating: Recognized



NOTES: The overall SEI is set to a mean of 50 and standard deviation of 5 each year. An SEI between 49 and 51 is considered within average. Individual grade and subject components (i.e., "TAKS-MATH") each have a mean of 50 and standard deviation of 10, and they are computed only if at least eight students are eligible.