



2008-09 School Effectiveness Index (SEI) Analysis

**66-HARRY STONE MONTESSORI
SOUTHEAST**

Overall SEI: 51.06
AEIS Rating: Exemplary

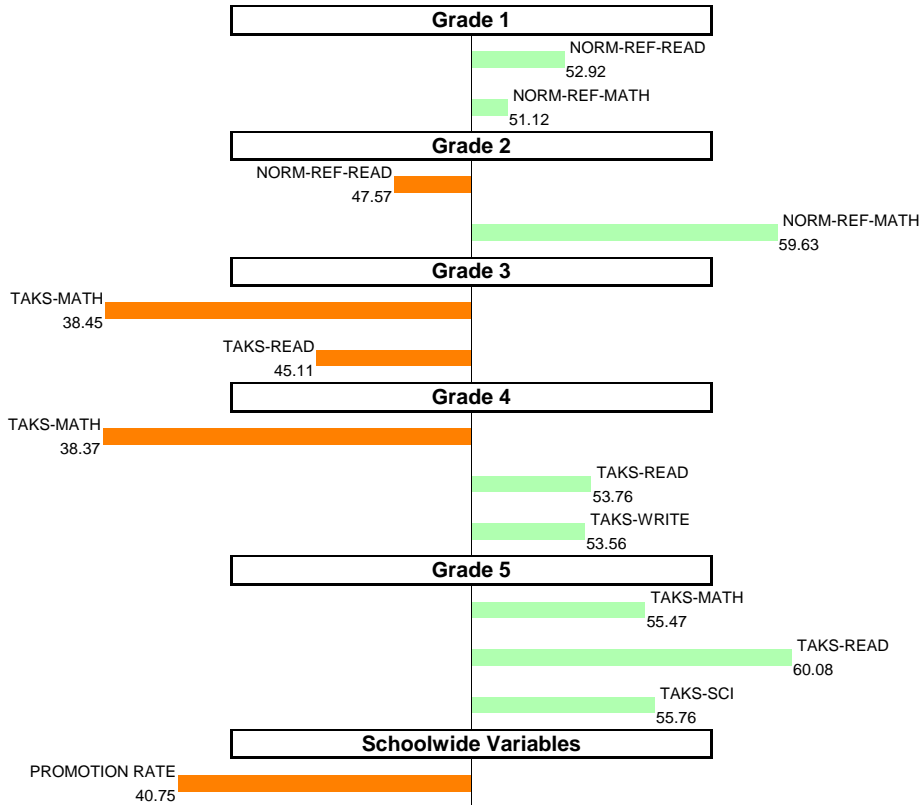


NOTES: The overall SEI is set to a mean of 50 and standard deviation of 5 each year. An SEI between 49 and 51 is considered within average. Individual grade and subject components (i.e., "TAKS-MATH") each have a mean of 50 and standard deviation of 10, and they are computed only if at least eight students are eligible.

2008-09 School Effectiveness Index (SEI) Analysis

101-JOHN QUINCY ADAMS
SOUTHEAST

Overall SEI: 50.33
AEIS Rating: Recognized

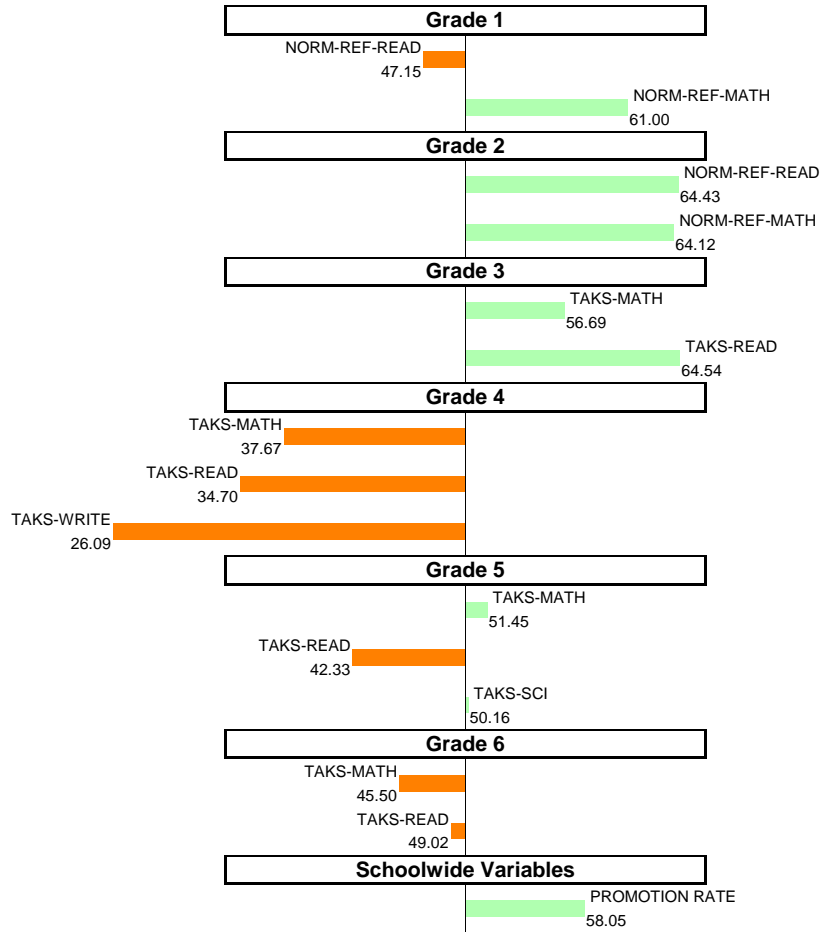


NOTES: The overall SEI is set to a mean of 50 and standard deviation of 5 each year. An SEI between 49 and 51 is considered within average. Individual grade and subject components (i.e., "TAKS-MATH") each have a mean of 50 and standard deviation of 10, and they are computed only if at least eight students are eligible.

2008-09 School Effectiveness Index (SEI) Analysis

104-WILLIAM M. ANDERSON
SOUTHEAST

Overall SEI: 49.17
AEIS Rating: Recognized

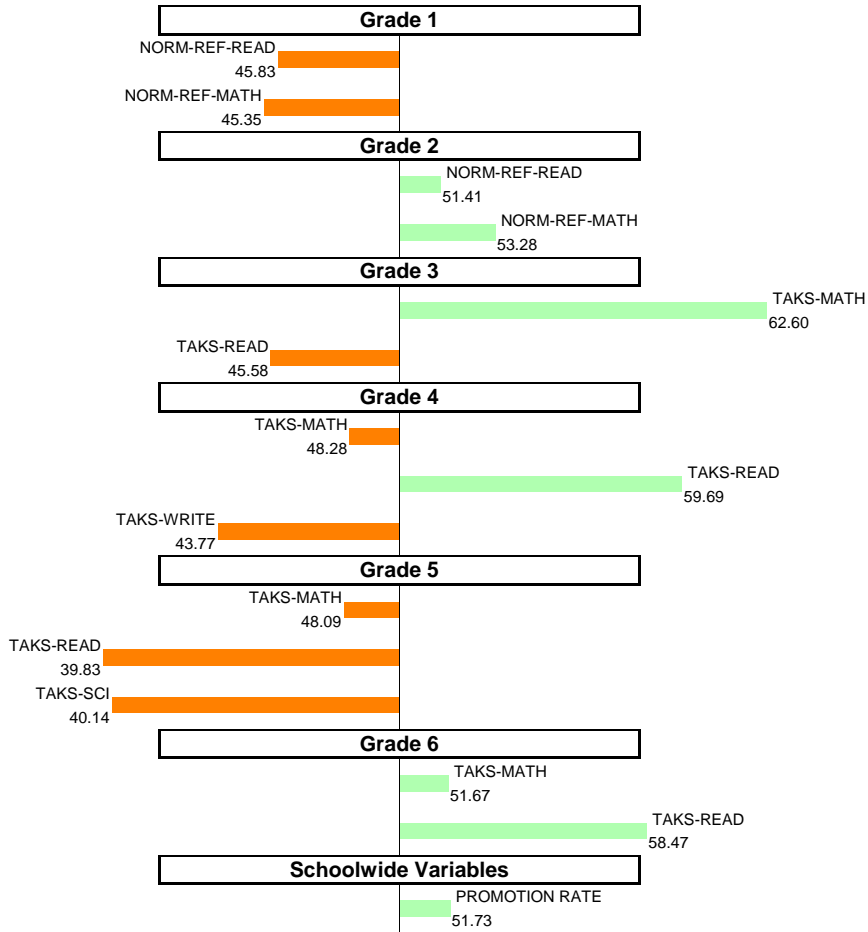


NOTES: The overall SEI is set to a mean of 50 and standard deviation of 5 each year. An SEI between 49 and 51 is considered within average. Individual grade and subject components (i.e., "TAKS-MATH") each have a mean of 50 and standard deviation of 10, and they are computed only if at least eight students are eligible.

2008-09 School Effectiveness Index (SEI) Analysis

109-W. A. BLAIR
SOUTHEAST

Overall SEI: 49.06
AEIS Rating: Academically Acceptable

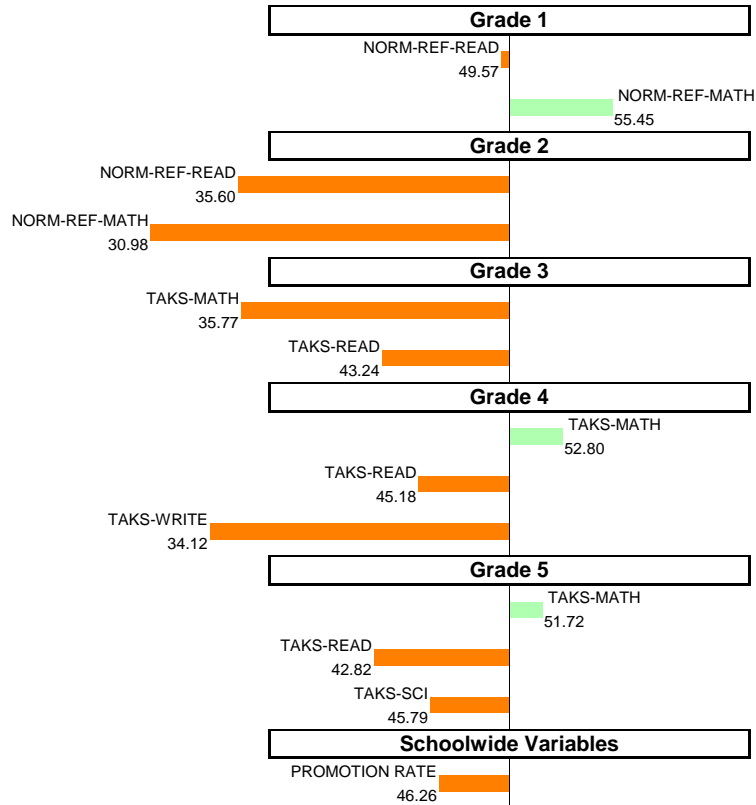


NOTES: The overall SEI is set to a mean of 50 and standard deviation of 5 each year. An SEI between 49 and 51 is considered within average. Individual grade and subject components (i.e., "TAKS-MATH") each have a mean of 50 and standard deviation of 10, and they are computed only if at least eight students are eligible.

2008-09 School Effectiveness Index (SEI) Analysis

110-ANNIE WEBB BLANTON
SOUTHEAST

Overall SEI: 43.17
AEIS Rating: Academically Acceptable

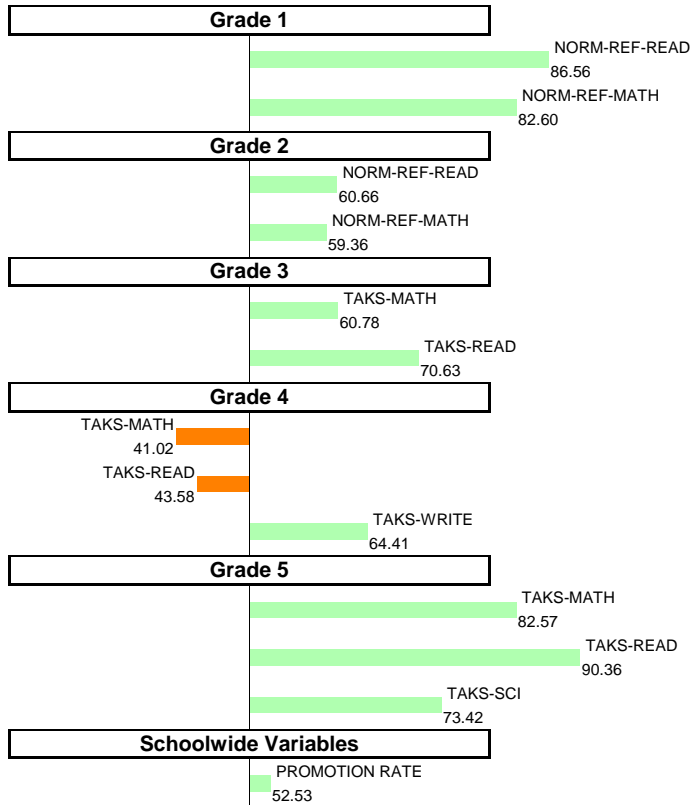


NOTES: The overall SEI is set to a mean of 50 and standard deviation of 5 each year. An SEI between 49 and 51 is considered within average. Individual grade and subject components (i.e., "TAKS-MATH") each have a mean of 50 and standard deviation of 10, and they are computed only if at least eight students are eligible.

2008-09 School Effectiveness Index (SEI) Analysis

114-JOHN NEELY BRYAN
SOUTHEAST

Overall SEI: 67.05
AEIS Rating: Exemplary

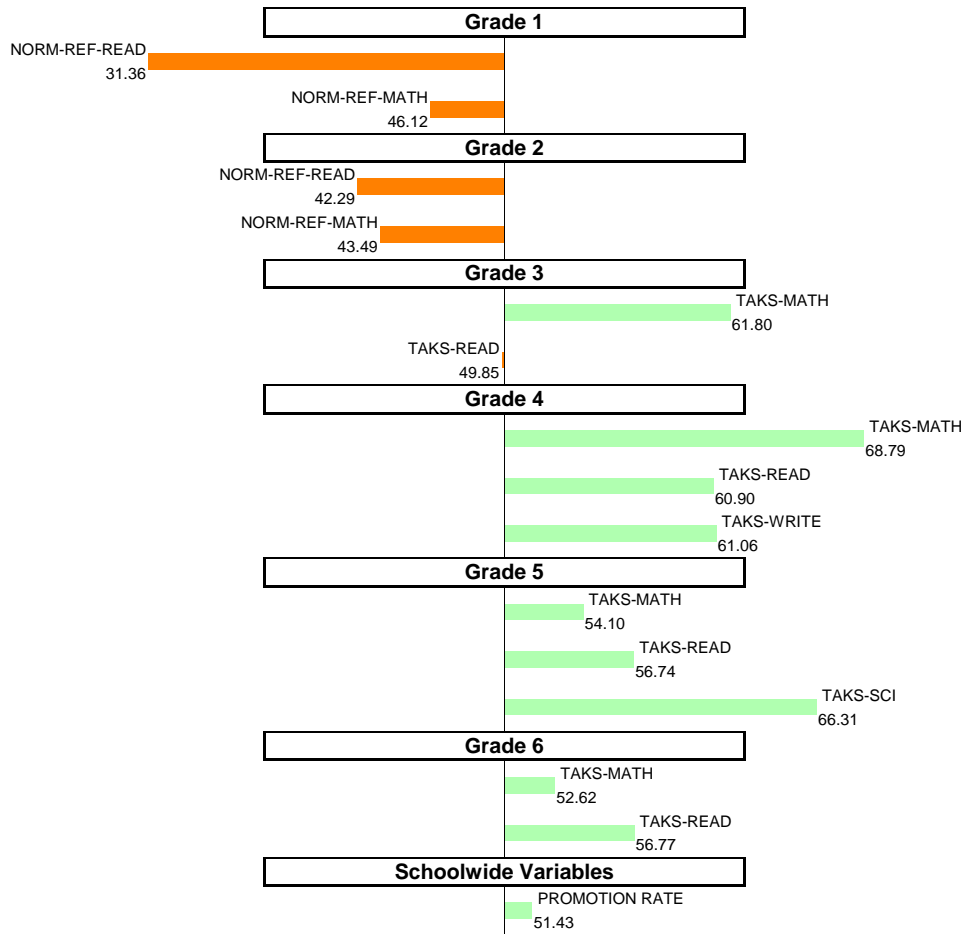


NOTES: The overall SEI is set to a mean of 50 and standard deviation of 5 each year. An SEI between 49 and 51 is considered within average. Individual grade and subject components (i.e., "TAKS-MATH") each have a mean of 50 and standard deviation of 10, and they are computed only if at least eight students are eligible.

2008-09 School Effectiveness Index (SEI) Analysis

117-RUFUS C. BURLESON
SOUTHEAST

Overall SEI: 53.12
AEIS Rating: Recognized

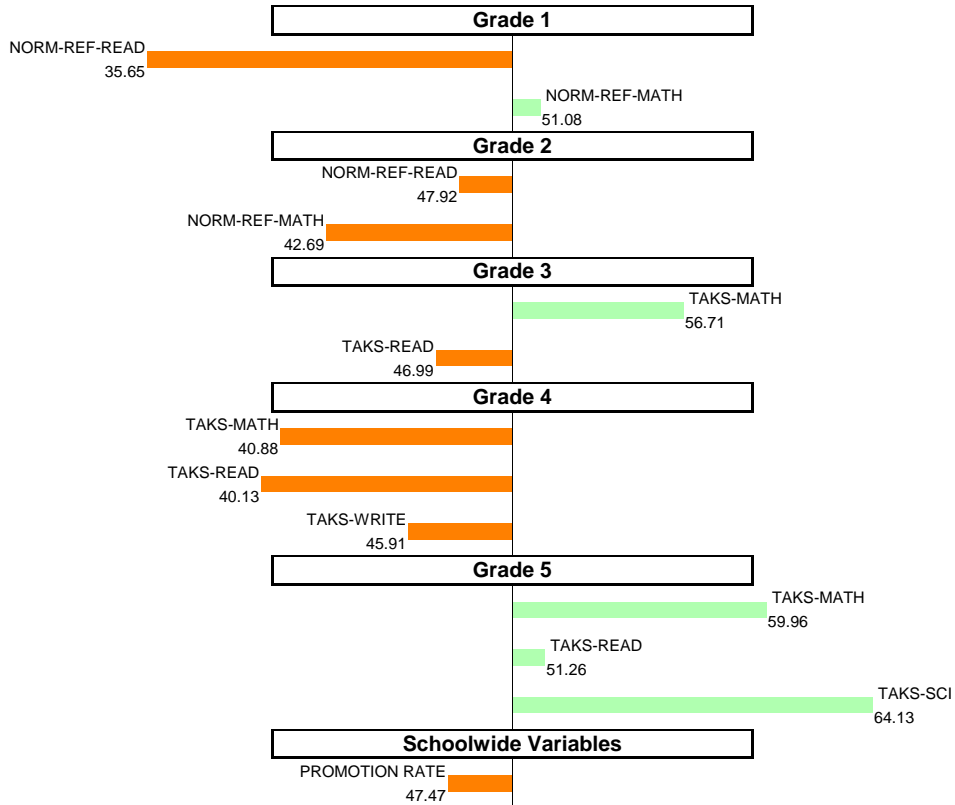


NOTES: The overall SEI is set to a mean of 50 and standard deviation of 5 each year. An SEI between 49 and 51 is considered within average. Individual grade and subject components (i.e., "TAKS-MATH") each have a mean of 50 and standard deviation of 10, and they are computed only if at least eight students are eligible.

2008-09 School Effectiveness Index (SEI) Analysis

118-W. W. BUSHMAN
SOUTHEAST

Overall SEI: 48.08
AEIS Rating: Academically Acceptable

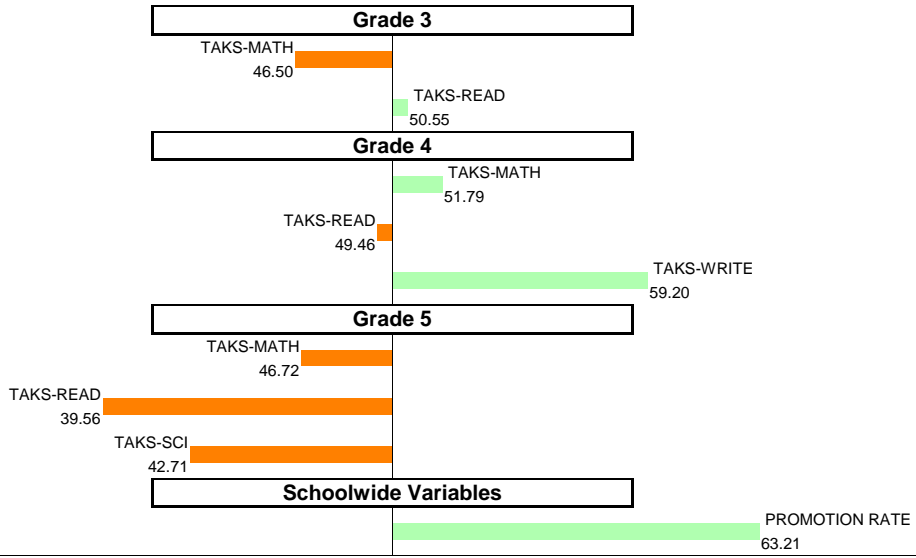


NOTES: The overall SEI is set to a mean of 50 and standard deviation of 5 each year. An SEI between 49 and 51 is considered within average. Individual grade and subject components (i.e., "TAKS-MATH") each have a mean of 50 and standard deviation of 10, and they are computed only if at least eight students are eligible.

2008-09 School Effectiveness Index (SEI) Analysis

**126-CENTRAL
SOUTHEAST**

Overall SEI: 48.02
AEIS Rating: Academically Acceptable

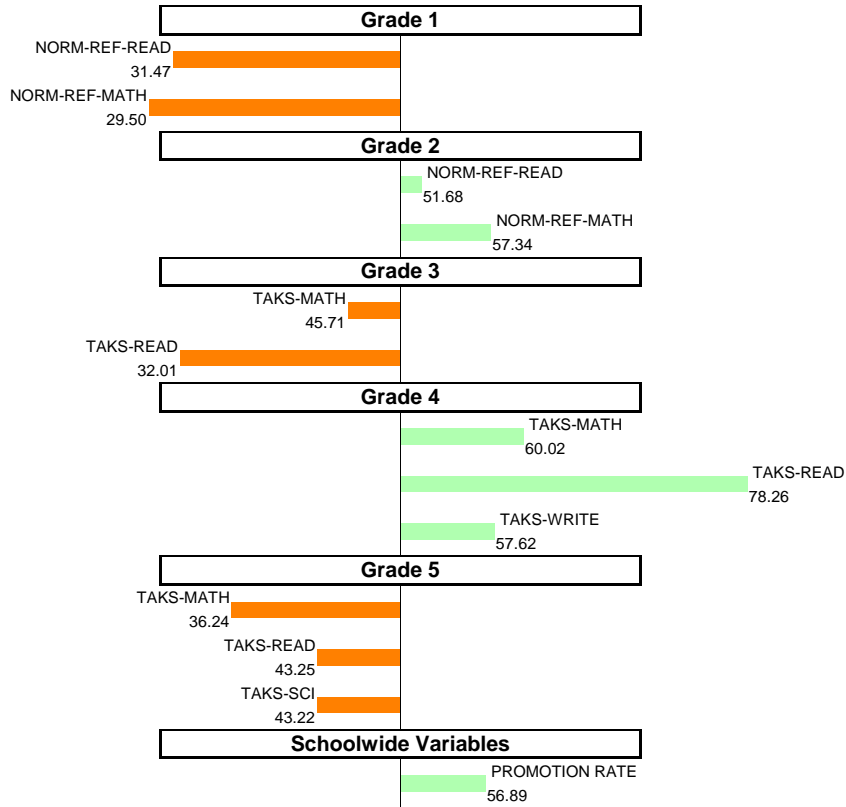


NOTES: The overall SEI is set to a mean of 50 and standard deviation of 5 each year. An SEI between 49 and 51 is considered within average. Individual grade and subject components (i.e., "TAKS-MATH") each have a mean of 50 and standard deviation of 10, and they are computed only if at least eight students are eligible.

2008-09 School Effectiveness Index (SEI) Analysis

**128-MARTIN LUTHER KING JR.
SOUTHEAST**

Overall SEI: 46.79
AEIS Rating: Recognized

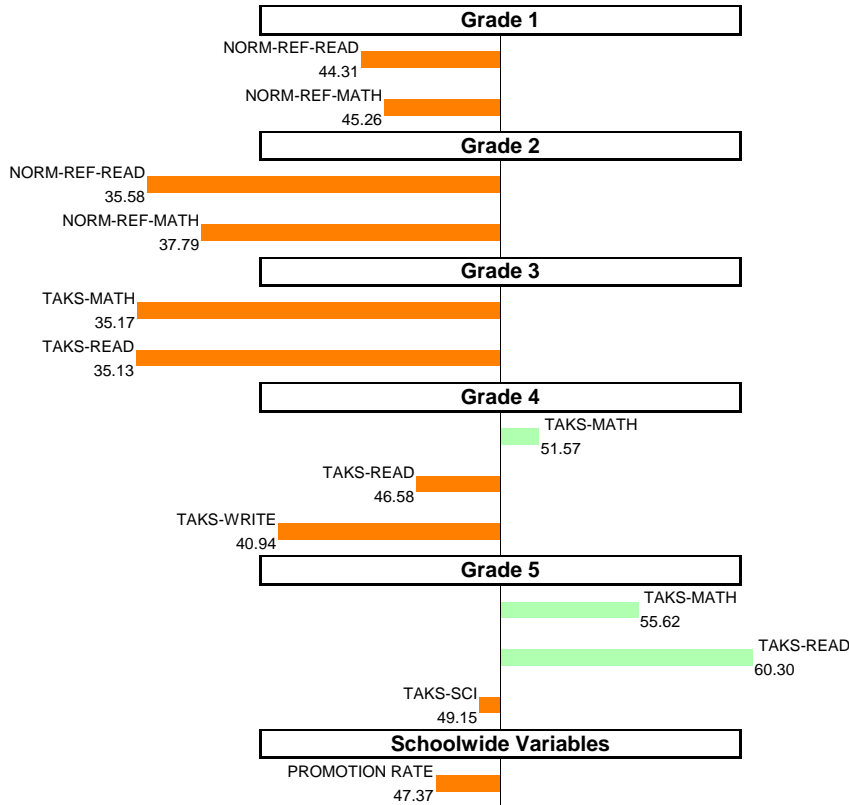


NOTES: The overall SEI is set to a mean of 50 and standard deviation of 5 each year. An SEI between 49 and 51 is considered within average. Individual grade and subject components (i.e., "TAKS-MATH") each have a mean of 50 and standard deviation of 10, and they are computed only if at least eight students are eligible.

2008-09 School Effectiveness Index (SEI) Analysis

**132-B. F. DARRELL
SOUTHEAST**

Overall SEI: 44.34
AEIS Rating: Recognized

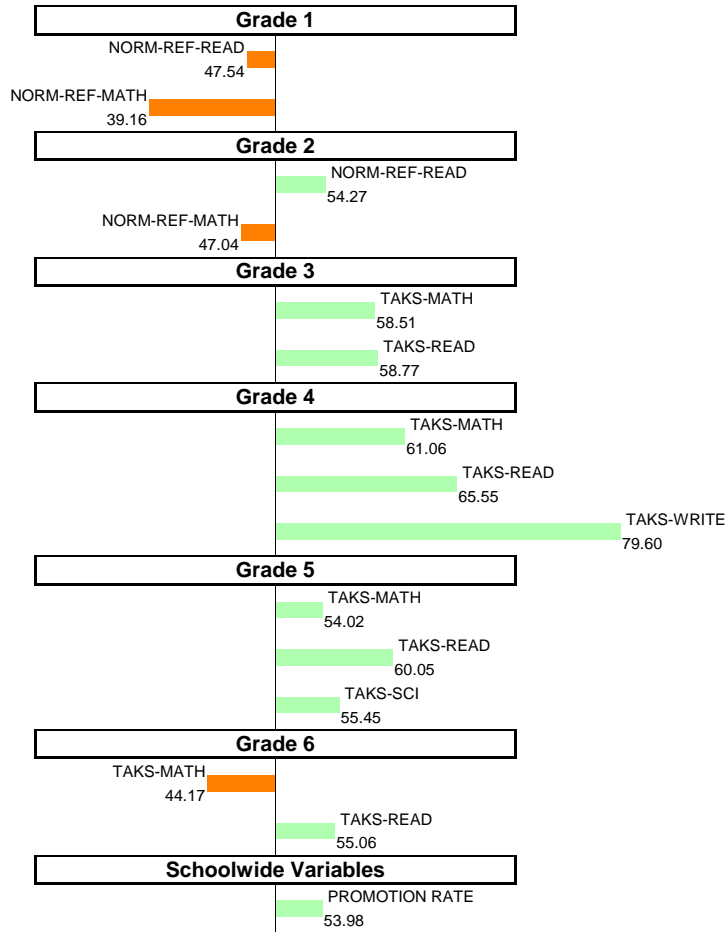


NOTES: The overall SEI is set to a mean of 50 and standard deviation of 5 each year. An SEI between 49 and 51 is considered within average. Individual grade and subject components (i.e., "TAKS-MATH") each have a mean of 50 and standard deviation of 10, and they are computed only if at least eight students are eligible.

2008-09 School Effectiveness Index (SEI) Analysis

137-JULIUS DORSEY
SOUTHEAST

Overall SEI: 55.1
AEIS Rating: Exemplary

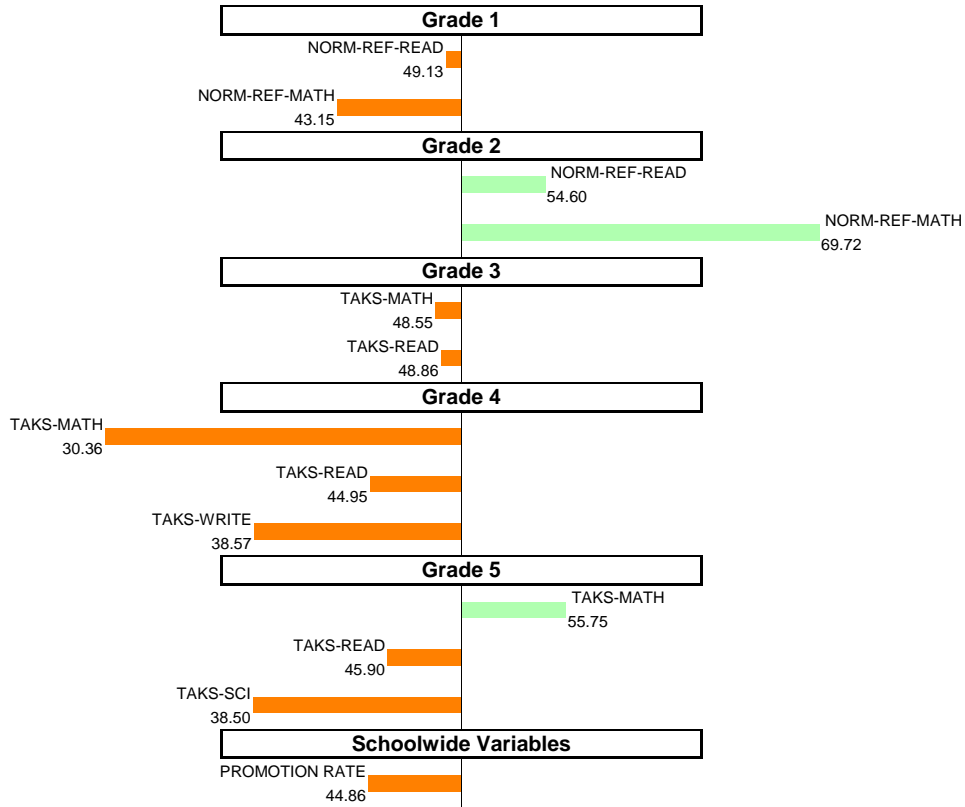


NOTES: The overall SEI is set to a mean of 50 and standard deviation of 5 each year. An SEI between 49 and 51 is considered within average. Individual grade and subject components (i.e., "TAKS-MATH") each have a mean of 50 and standard deviation of 10, and they are computed only if at least eight students are eligible.

2008-09 School Effectiveness Index (SEI) Analysis

142-J. N. ERVIN
SOUTHEAST

Overall SEI: 46.81
AEIS Rating: Academically Unacceptable

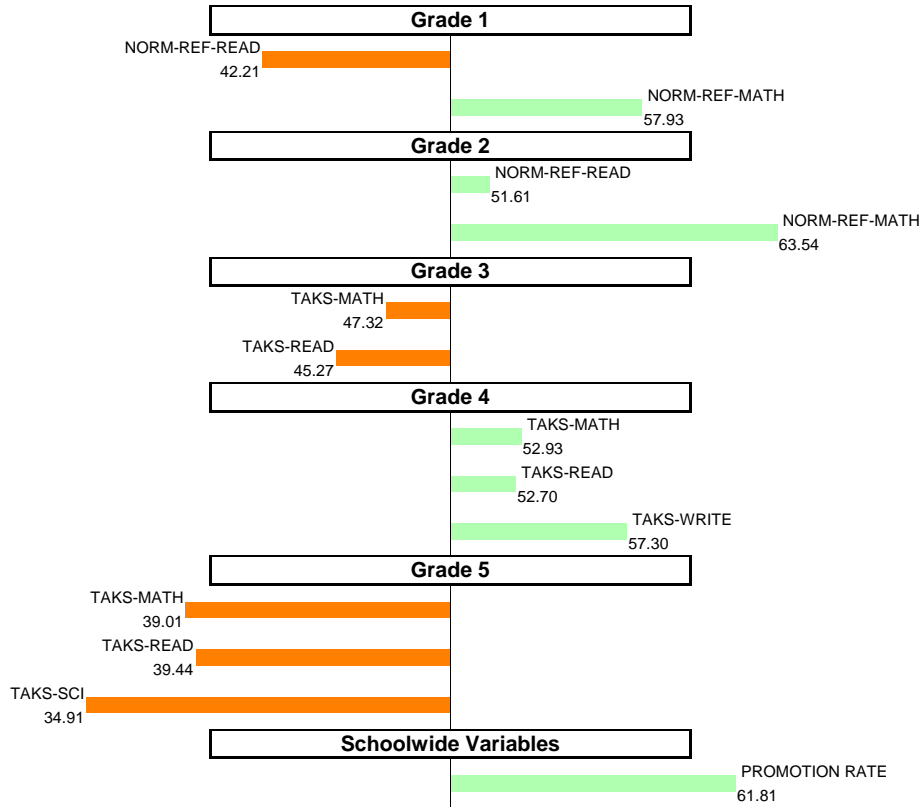


NOTES: The overall SEI is set to a mean of 50 and standard deviation of 5 each year. An SEI between 49 and 51 is considered within average. Individual grade and subject components (i.e., "TAKS-MATH") each have a mean of 50 and standard deviation of 10, and they are computed only if at least eight students are eligible.

2008-09 School Effectiveness Index (SEI) Analysis

156-NATHANIEL HAWTHORNE
SOUTHEAST

Overall SEI: 48.29
AEIS Rating: Academically Acceptable

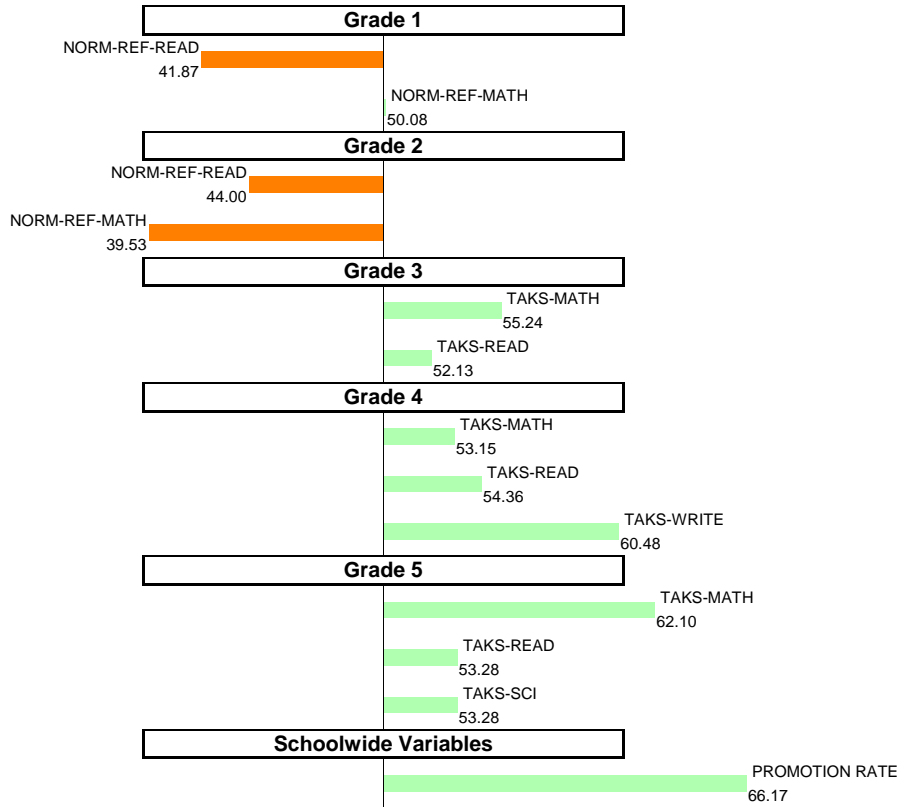


NOTES: The overall SEI is set to a mean of 50 and standard deviation of 5 each year. An SEI between 49 and 51 is considered within average. Individual grade and subject components (i.e., "TAKS-MATH") each have a mean of 50 and standard deviation of 10, and they are computed only if at least eight students are eligible.

2008-09 School Effectiveness Index (SEI) Analysis

161-JOHN IRELAND
SOUTHEAST

Overall SEI: 51.21
AEIS Rating: Academically Acceptable

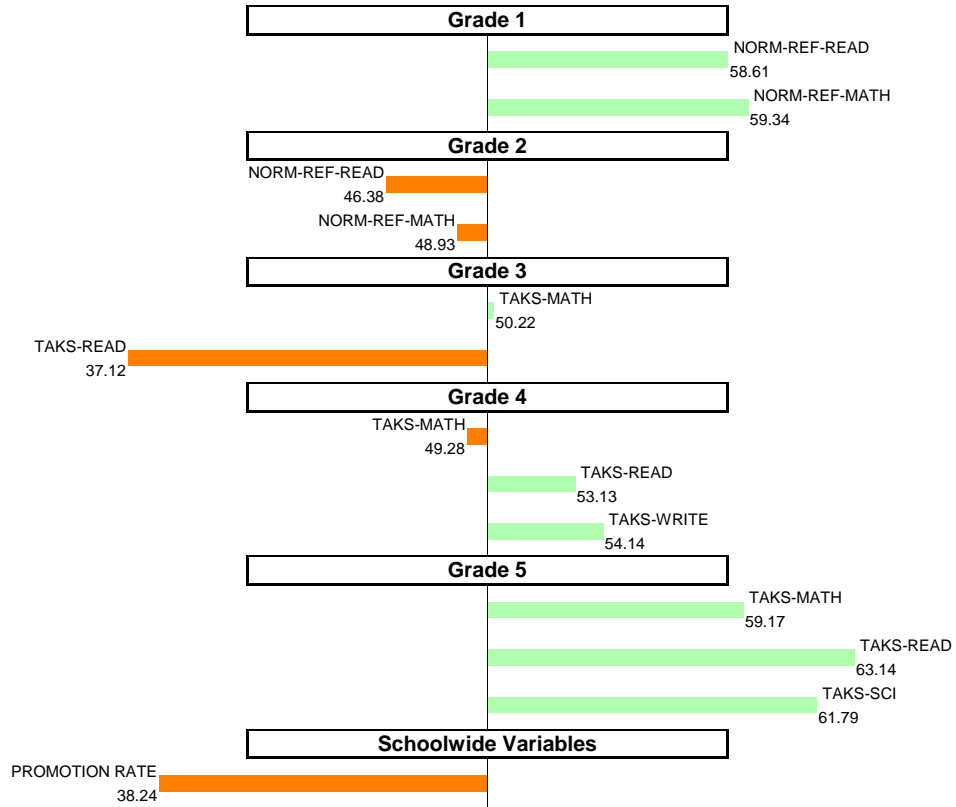


NOTES: The overall SEI is set to a mean of 50 and standard deviation of 5 each year. An SEI between 49 and 51 is considered within average. Individual grade and subject components (i.e., "TAKS-MATH") each have a mean of 50 and standard deviation of 10, and they are computed only if at least eight students are eligible.

2008-09 School Effectiveness Index (SEI) Analysis

163-ALBERT SIDNEY JOHNSTON
SOUTHEAST

Overall SEI: 52.7
 AEIS Rating: Recognized

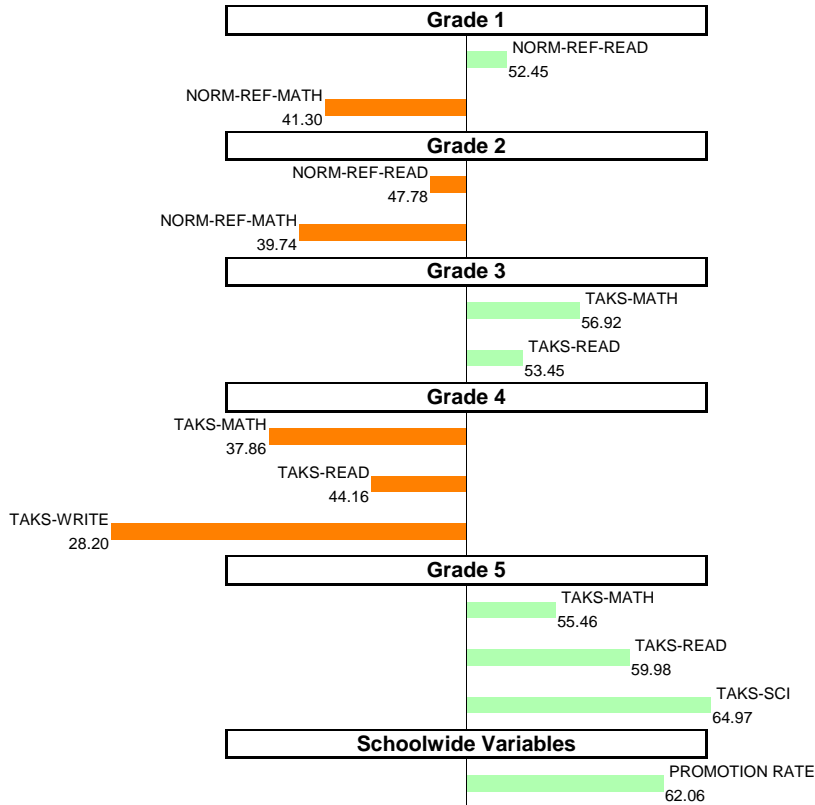


NOTES: The overall SEI is set to a mean of 50 and standard deviation of 5 each year. An SEI between 49 and 51 is considered within average. Individual grade and subject components (i.e., "TAKS-MATH") each have a mean of 50 and standard deviation of 10, and they are computed only if at least eight students are eligible.

2008-09 School Effectiveness Index (SEI) Analysis

**167-KLEBERG
SOUTHEAST**

Overall SEI: 48.14
AEIS Rating: Recognized

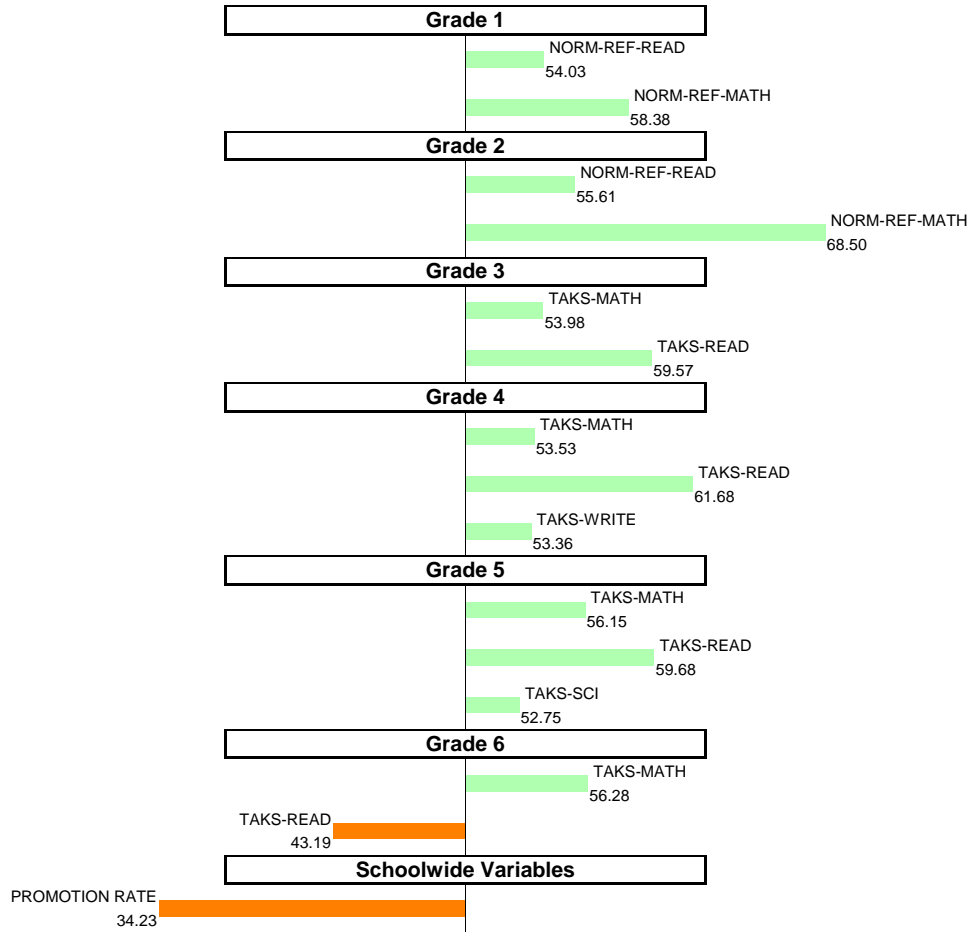


NOTES: The overall SEI is set to a mean of 50 and standard deviation of 5 each year. An SEI between 49 and 51 is considered within average. Individual grade and subject components (i.e., "TAKS-MATH") each have a mean of 50 and standard deviation of 10, and they are computed only if at least eight students are eligible.

2008-09 School Effectiveness Index (SEI) Analysis

170-RICHARD LAGOW
SOUTHEAST

Overall SEI: 55.38
AEIS Rating: Recognized

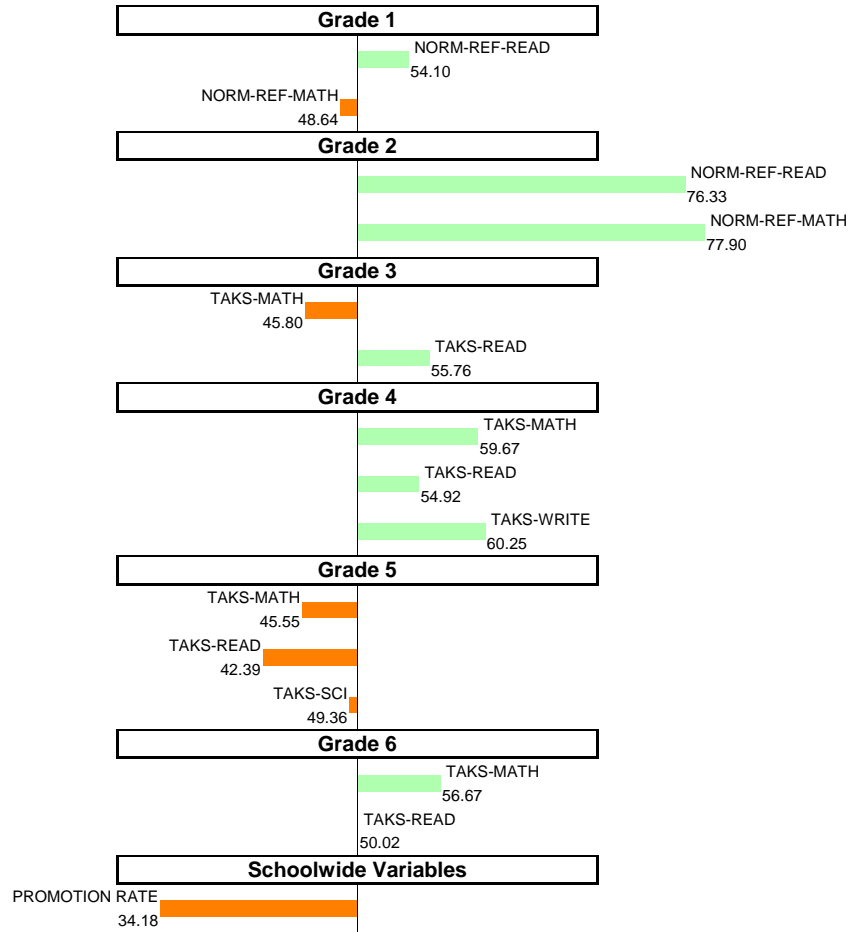


NOTES: The overall SEI is set to a mean of 50 and standard deviation of 5 each year. An SEI between 49 and 51 is considered within average. Individual grade and subject components (i.e., "TAKS-MATH") each have a mean of 50 and standard deviation of 10, and they are computed only if at least eight students are eligible.

2008-09 School Effectiveness Index (SEI) Analysis

180-B. H. MACON
SOUTHEAST

Overall SEI: 54.73
AEIS Rating: Recognized




NOTES: The overall SEI is set to a mean of 50 and standard deviation of 5 each year. An SEI between 49 and 51 is considered within average. Individual grade and subject components (i.e., "TAKS-MATH") each have a mean of 50 and standard deviation of 10, and they are computed only if at least eight students are eligible.

2008-09 School Effectiveness Index (SEI) Analysis

185-WILLIAM BROWN MILLER
SOUTHEAST

Overall SEI: 61.4
AEIS Rating: Exemplary

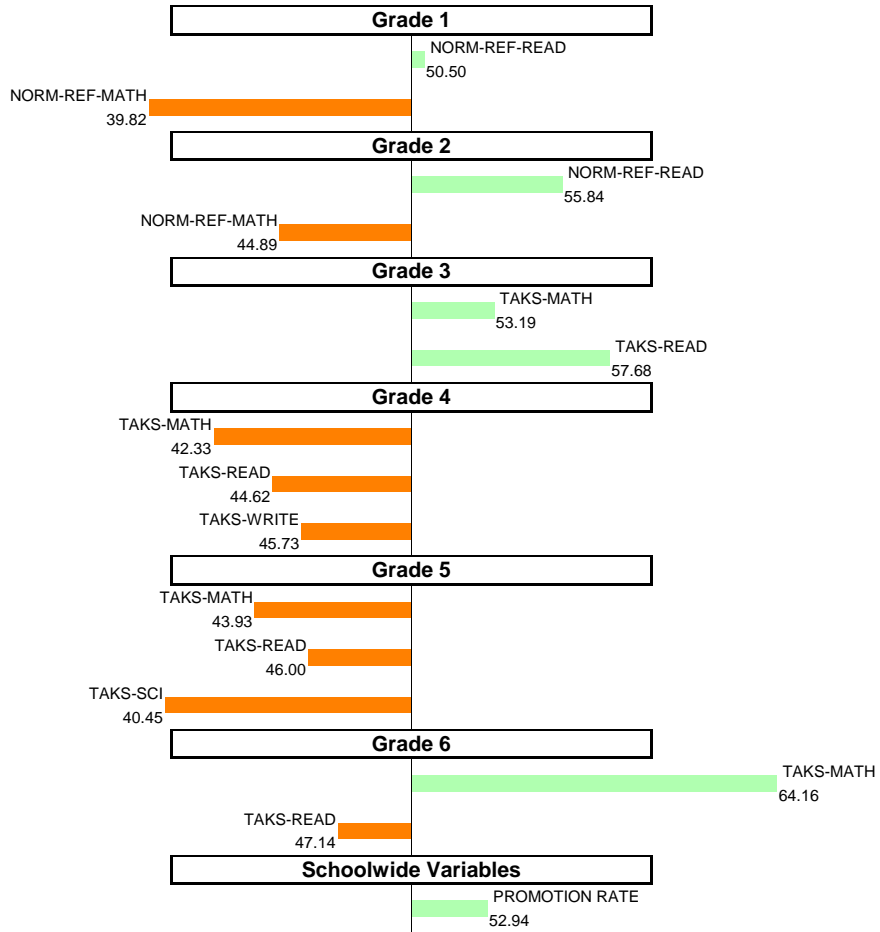


NOTES: The overall SEI is set to a mean of 50 and standard deviation of 5 each year. An SEI between 49 and 51 is considered within average. Individual grade and subject components (i.e., "TAKS-MATH") each have a mean of 50 and standard deviation of 10, and they are computed only if at least eight students are eligible.

2008-09 School Effectiveness Index (SEI) Analysis

187-NANCY MOSELEY
SOUTHEAST

Overall SEI: 47.83
AEIS Rating: Academically Acceptable

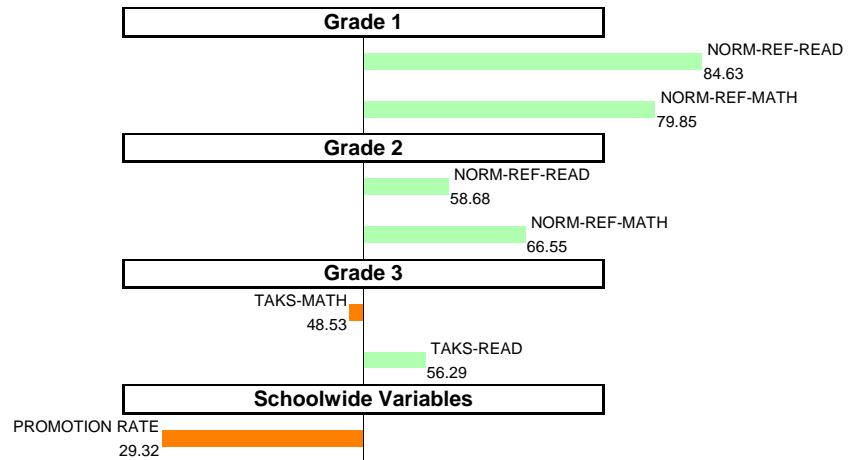


NOTES: The overall SEI is set to a mean of 50 and standard deviation of 5 each year. An SEI between 49 and 51 is considered within average. Individual grade and subject components (i.e., "TAKS-MATH") each have a mean of 50 and standard deviation of 10, and they are computed only if at least eight students are eligible.

2008-09 School Effectiveness Index (SEI) Analysis

191-ELISHA M. PEASE
SOUTHEAST

Overall SEI: 64.27
AEIS Rating: Exemplary

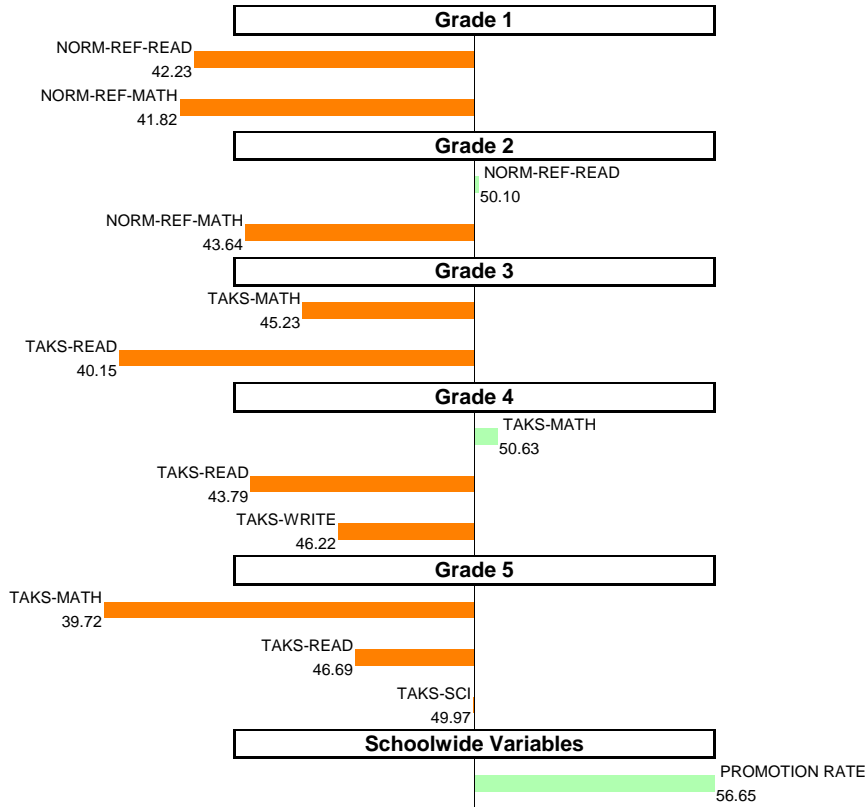


NOTES: The overall SEI is set to a mean of 50 and standard deviation of 5 each year. An SEI between 49 and 51 is considered within average. Individual grade and subject components (i.e., "TAKS-MATH") each have a mean of 50 and standard deviation of 10, and they are computed only if at least eight students are eligible.

2008-09 School Effectiveness Index (SEI) Analysis

200-JOSEPH J. RHOADS
SOUTHEAST

Overall SEI: 44.67
AEIS Rating: Academically Acceptable

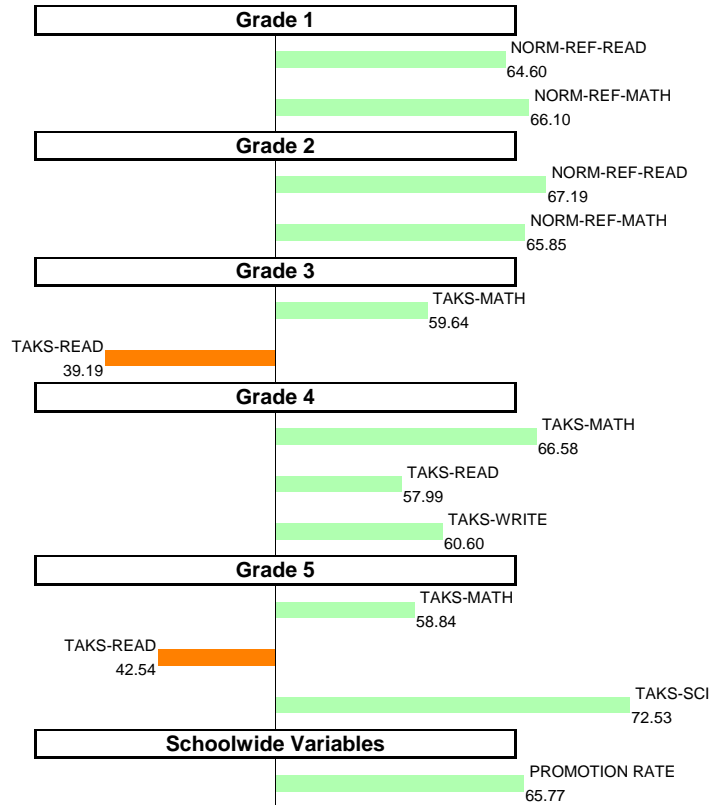


NOTES: The overall SEI is set to a mean of 50 and standard deviation of 5 each year. An SEI between 49 and 51 is considered within average. Individual grade and subject components (i.e., "TAKS-MATH") each have a mean of 50 and standard deviation of 10, and they are computed only if at least eight students are eligible.

2008-09 School Effectiveness Index (SEI) Analysis

201-CHARLES RICE
SOUTHEAST

Overall SEI: 59.52
AEIS Rating: Exemplary

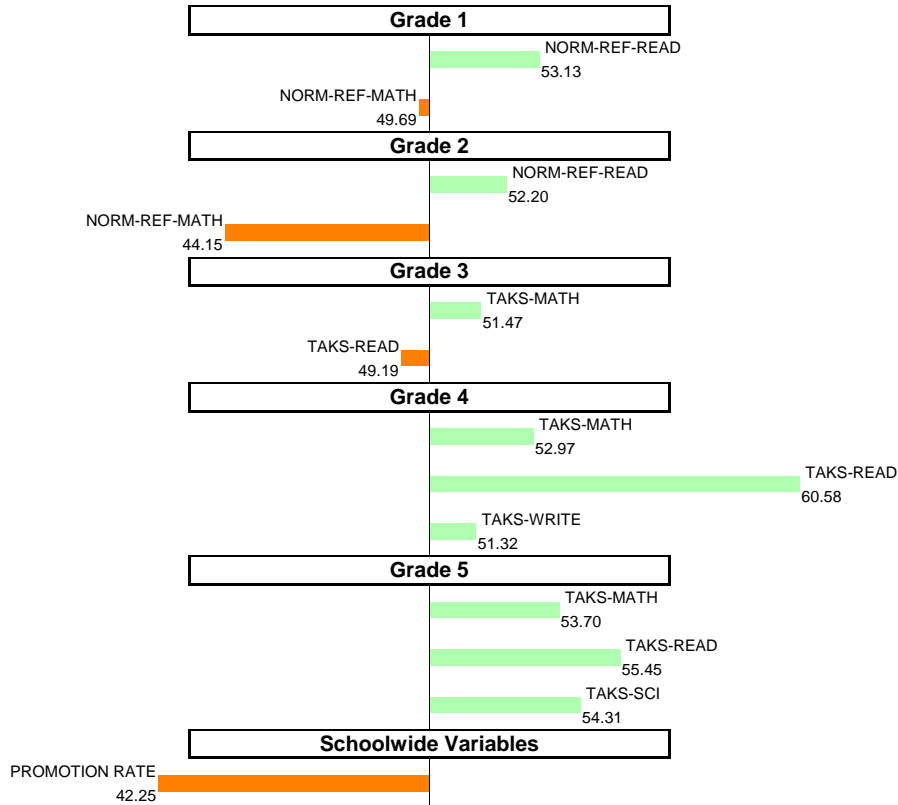


NOTES: The overall SEI is set to a mean of 50 and standard deviation of 5 each year. An SEI between 49 and 51 is considered within average. Individual grade and subject components (i.e., "TAKS-MATH") each have a mean of 50 and standard deviation of 10, and they are computed only if at least eight students are eligible.

2008-09 School Effectiveness Index (SEI) Analysis

207-SAN JACINTO
SOUTHEAST

Overall SEI: 51.67
AEIS Rating: Recognized

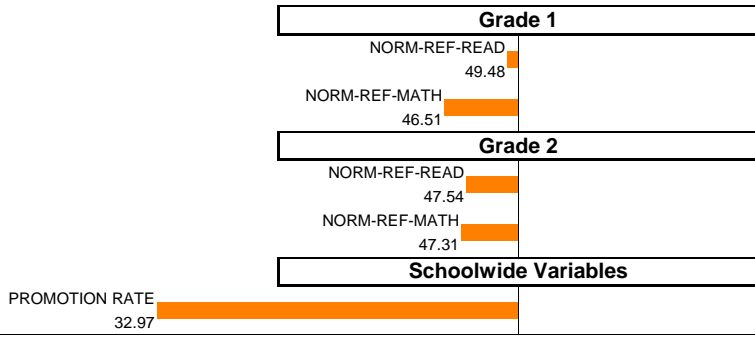


NOTES: The overall SEI is set to a mean of 50 and standard deviation of 5 each year. An SEI between 49 and 51 is considered within average. Individual grade and subject components (i.e., "TAKS-MATH") each have a mean of 50 and standard deviation of 10, and they are computed only if at least eight students are eligible.

2008-09 School Effectiveness Index (SEI) Analysis

208-SEAGOVILLE ELEMENTARY
SOUTHEAST

Overall SEI: 46.77
AEIS Rating: Academically Acceptable

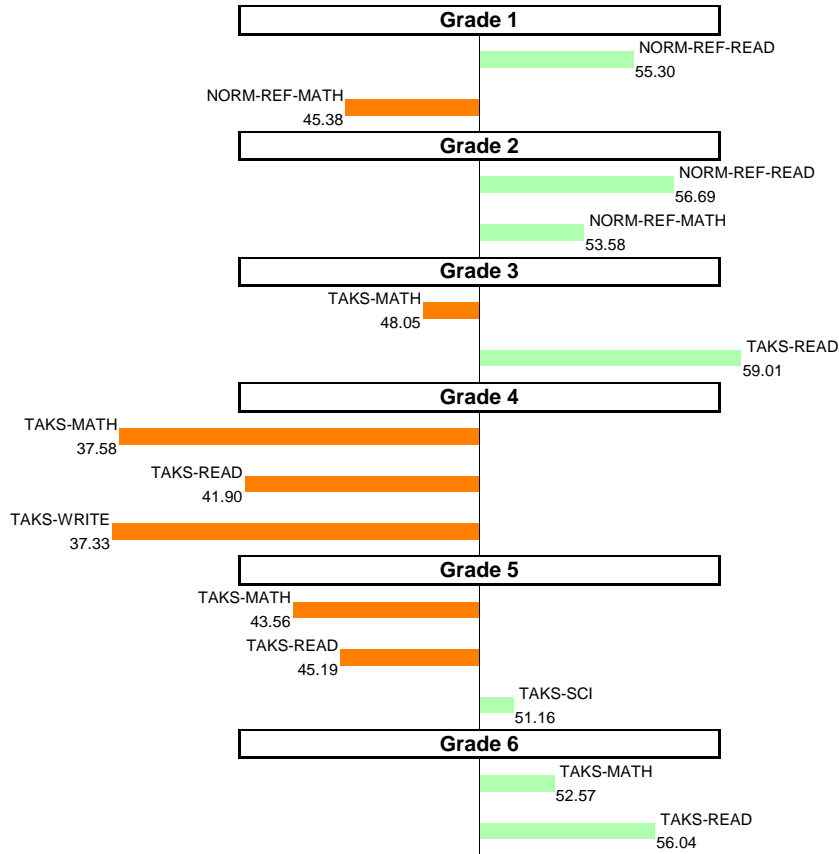


NOTES: The overall SEI is set to a mean of 50 and standard deviation of 5 each year. An SEI between 49 and 51 is considered within average. Individual grade and subject components (i.e., "TAKS-MATH") each have a mean of 50 and standard deviation of 10, and they are computed only if at least eight students are eligible.

2008-09 School Effectiveness Index (SEI) Analysis

**212-HARRY STONE MONTESSORI
SOUTHEAST**

Overall SEI: 48.29
AEIS Rating: Exemplary

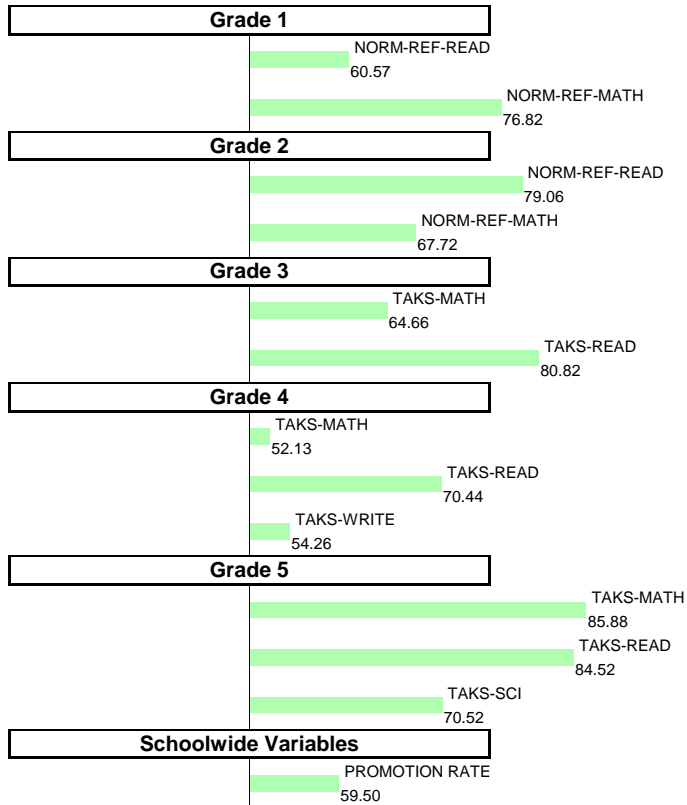


NOTES: The overall SEI is set to a mean of 50 and standard deviation of 5 each year. An SEI between 49 and 51 is considered within average. Individual grade and subject components (i.e., "TAKS-MATH") each have a mean of 50 and standard deviation of 10, and they are computed only if at least eight students are eligible.

2008-09 School Effectiveness Index (SEI) Analysis

214-H. S. THOMPSON
SOUTHEAST

Overall SEI: 69.68
AEIS Rating: Exemplary

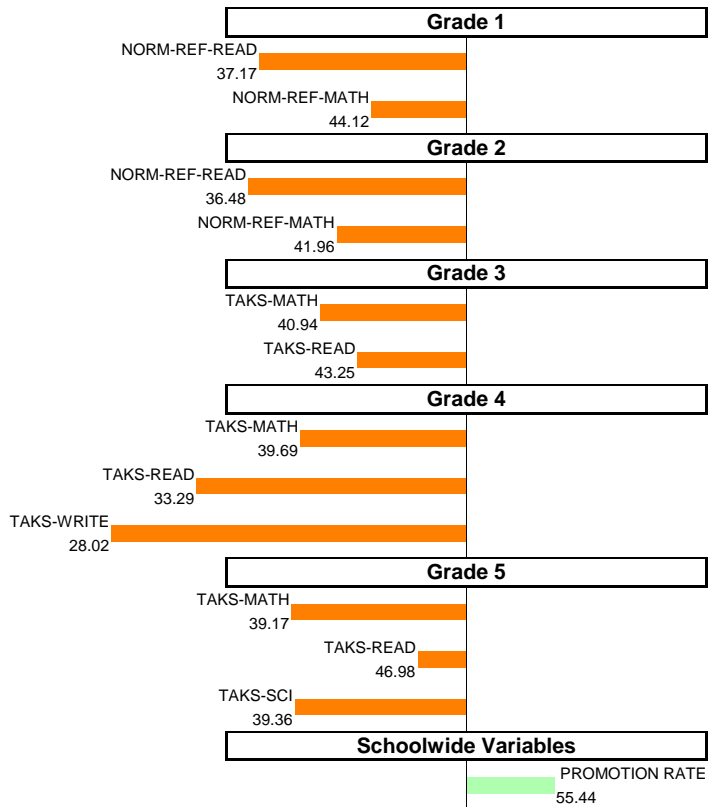


NOTES: The overall SEI is set to a mean of 50 and standard deviation of 5 each year. An SEI between 49 and 51 is considered within average. Individual grade and subject components (i.e., "TAKS-MATH") each have a mean of 50 and standard deviation of 10, and they are computed only if at least eight students are eligible.

2008-09 School Effectiveness Index (SEI) Analysis

216-EDWARD TITCHE
SOUTHEAST

Overall SEI: 38.98
AEIS Rating: Academically Unacceptable

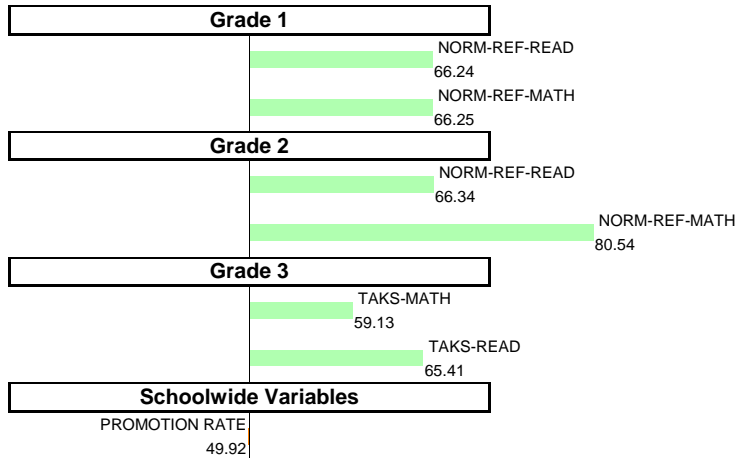


NOTES: The overall SEI is set to a mean of 50 and standard deviation of 5 each year. An SEI between 49 and 51 is considered within average. Individual grade and subject components (i.e., "TAKS-MATH") each have a mean of 50 and standard deviation of 10, and they are computed only if at least eight students are eligible.

2008-09 School Effectiveness Index (SEI) Analysis

227-PHILLIS WHEATLEY
SOUTHEAST

Overall SEI: 66.19
AEIS Rating: Exemplary

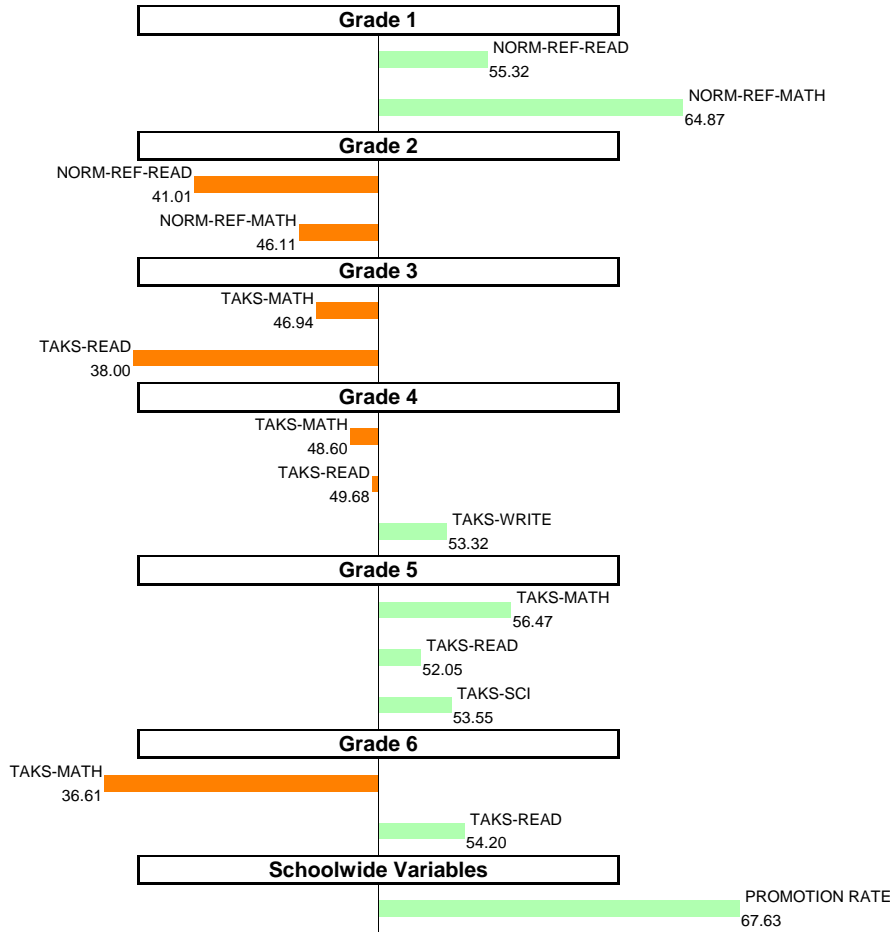


NOTES: The overall SEI is set to a mean of 50 and standard deviation of 5 each year. An SEI between 49 and 51 is considered within average. Individual grade and subject components (i.e., "TAKS-MATH") each have a mean of 50 and standard deviation of 10, and they are computed only if at least eight students are eligible.

2008-09 School Effectiveness Index (SEI) Analysis

234-HENRY B. GONZALEZ
SOUTHEAST

Overall SEI: 49.39
AEIS Rating: Recognized

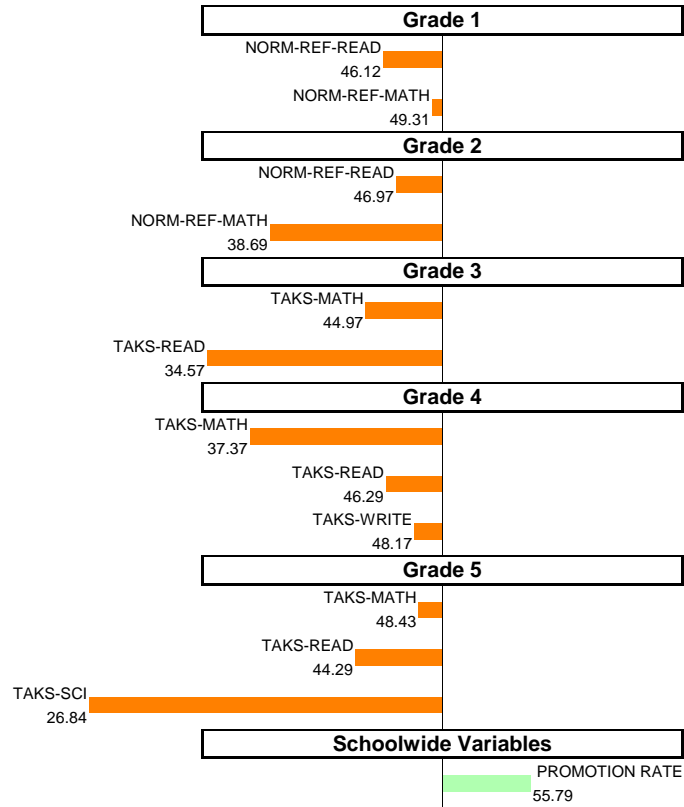


NOTES: The overall SEI is set to a mean of 50 and standard deviation of 5 each year. An SEI between 49 and 51 is considered within average. Individual grade and subject components (i.e., "TAKS-MATH") each have a mean of 50 and standard deviation of 10, and they are computed only if at least eight students are eligible.

2008-09 School Effectiveness Index (SEI) Analysis

237-JOHN W. RUNYON
SOUTHEAST

Overall SEI: 42.37
AEIS Rating: Academically Acceptable

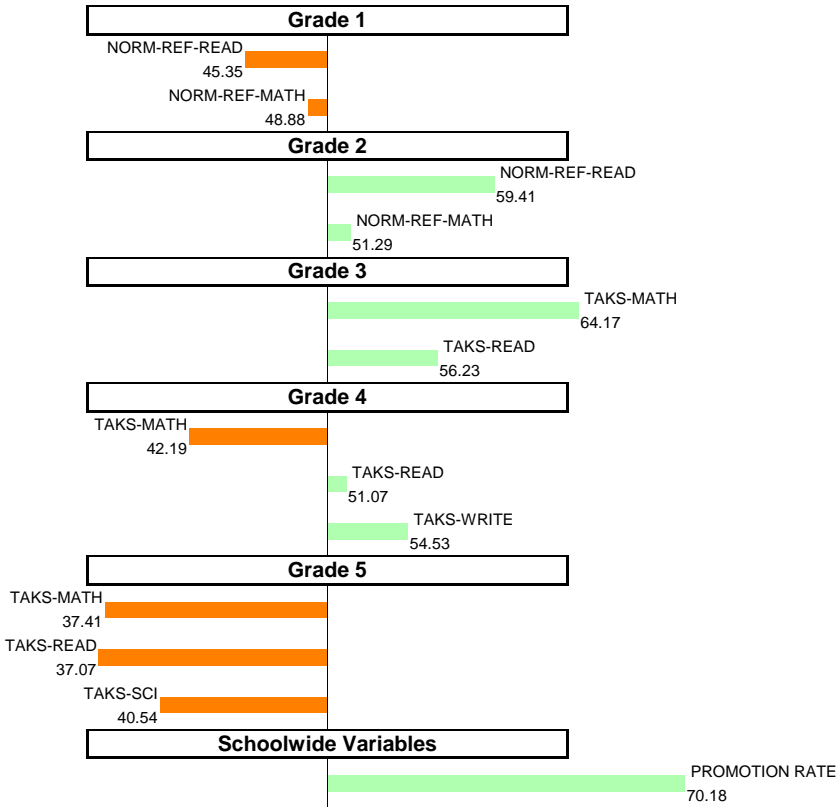


NOTES: The overall SEI is set to a mean of 50 and standard deviation of 5 each year. An SEI between 49 and 51 is considered within average. Individual grade and subject components (i.e., "TAKS-MATH") each have a mean of 50 and standard deviation of 10, and they are computed only if at least eight students are eligible.

2008-09 School Effectiveness Index (SEI) Analysis

250-WHITNEY M. YOUNG
SOUTHEAST

Overall SEI: 48.7
AEIS Rating: Academically Acceptable

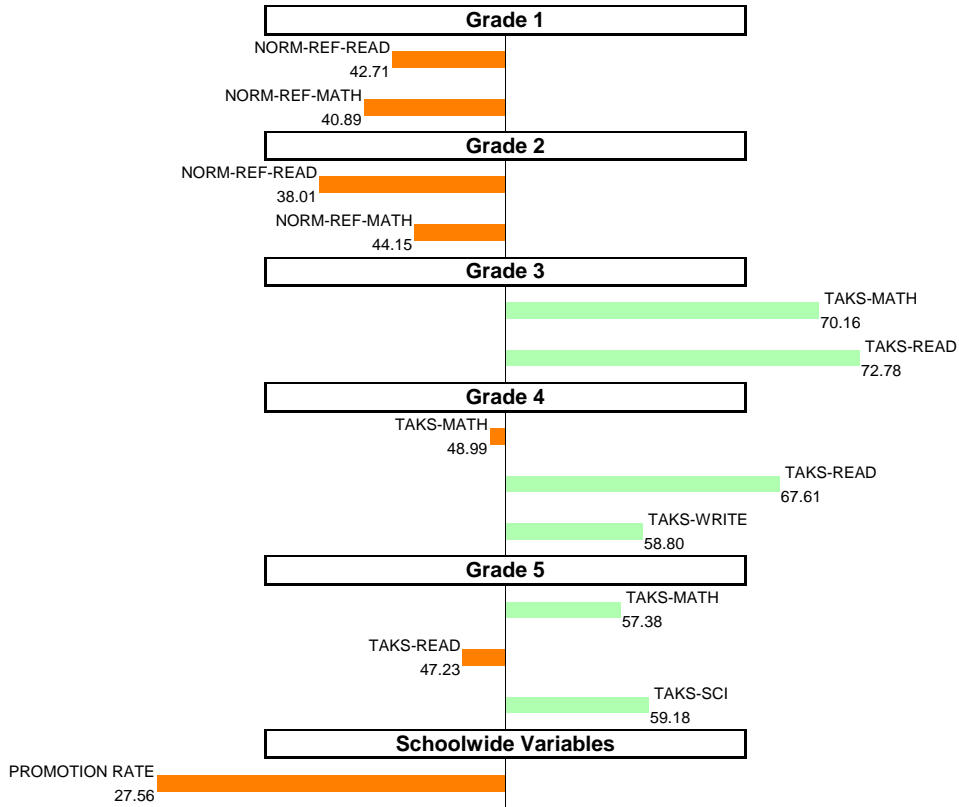


NOTES: The overall SEI is set to a mean of 50 and standard deviation of 5 each year. An SEI between 49 and 51 is considered within average. Individual grade and subject components (i.e., "TAKS-MATH") each have a mean of 50 and standard deviation of 10, and they are computed only if at least eight students are eligible.

2008-09 School Effectiveness Index (SEI) Analysis

263—J. P. STARKS
SOUTHEAST

Overall SEI: 53.13
AEIS Rating: Exemplary

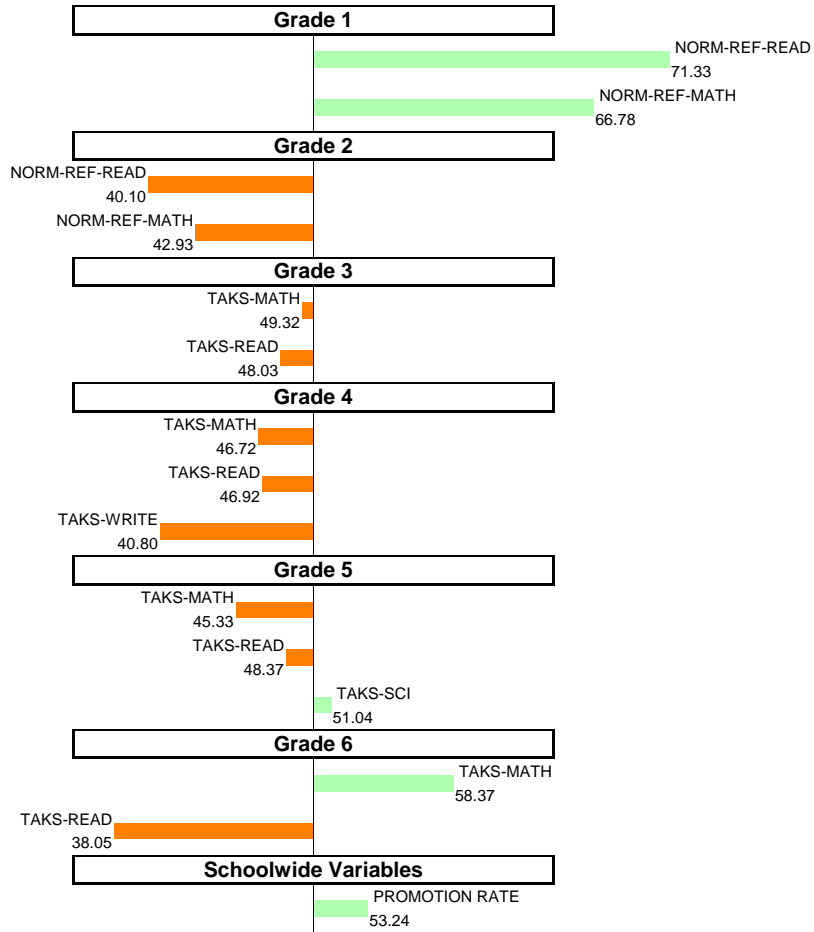


NOTES: The overall SEI is set to a mean of 50 and standard deviation of 5 each year. An SEI between 49 and 51 is considered within average. Individual grade and subject components (i.e., "TAKS-MATH") each have a mean of 50 and standard deviation of 10, and they are computed only if at least eight students are eligible.

2008-09 School Effectiveness Index (SEI) Analysis

**266-FRED DOUGLASS
SOUTHEAST**

Overall SEI: 49.08
AEIS Rating: Academically Unacceptable

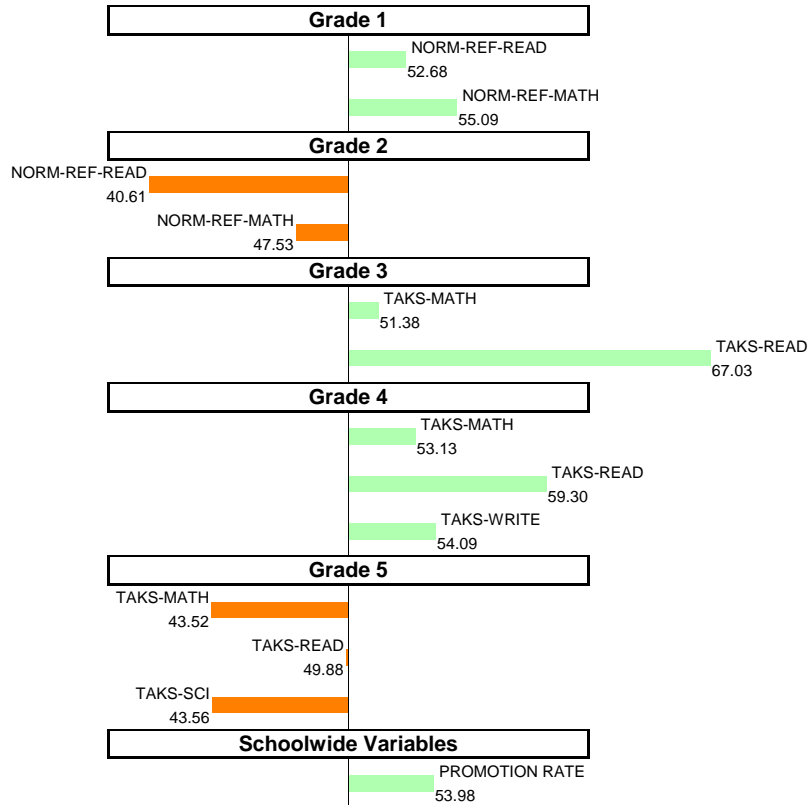


NOTES: The overall SEI is set to a mean of 50 and standard deviation of 5 each year. An SEI between 49 and 51 is considered within average. Individual grade and subject components (i.e., "TAKS-MATH") each have a mean of 50 and standard deviation of 10, and they are computed only if at least eight students are eligible.

2008-09 School Effectiveness Index (SEI) Analysis

273-PLEASANT GROVE
SOUTHEAST

Overall SEI: 50.95
AEIS Rating: Academically Acceptable

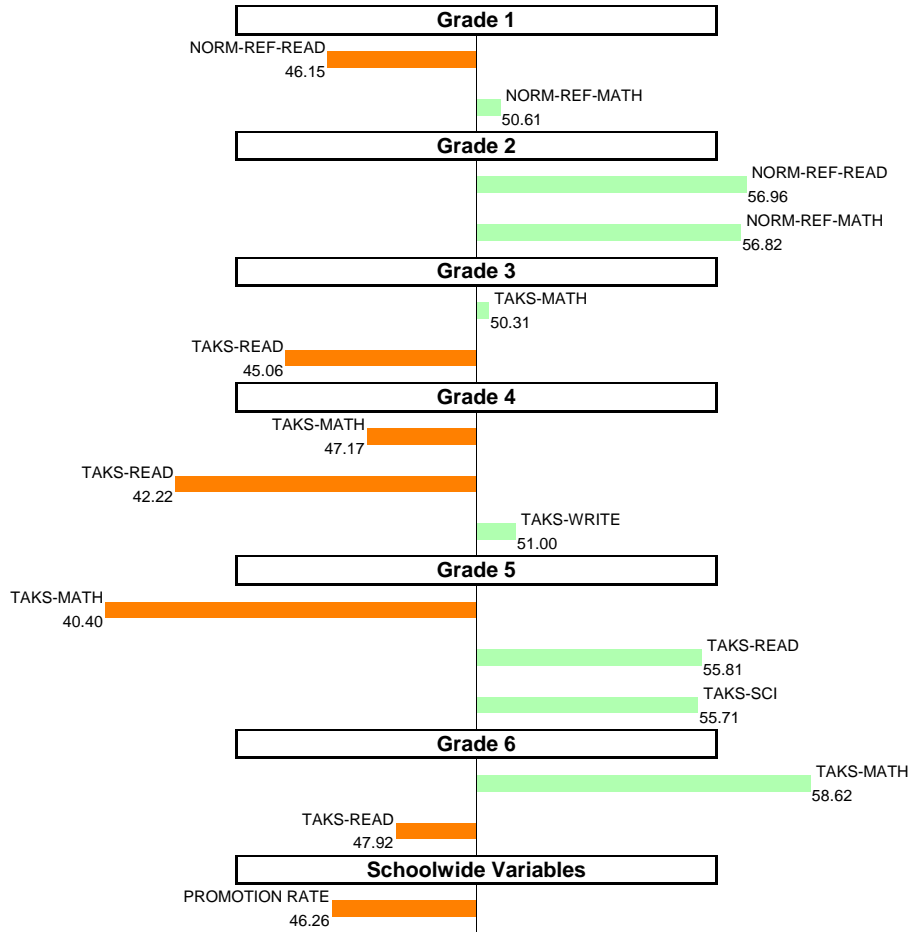


NOTES: The overall SEI is set to a mean of 50 and standard deviation of 5 each year. An SEI between 49 and 51 is considered within average. Individual grade and subject components (i.e., "TAKS-MATH") each have a mean of 50 and standard deviation of 10, and they are computed only if at least eight students are eligible.

2008-09 School Effectiveness Index (SEI) Analysis

276-GILBERT CUELLAR
SOUTHEAST

Overall SEI: 49.76
AEIS Rating: Academically Acceptable



NOTES: The overall SEI is set to a mean of 50 and standard deviation of 5 each year. An SEI between 49 and 51 is considered within average. Individual grade and subject components (i.e., "TAKS-MATH") each have a mean of 50 and standard deviation of 10, and they are computed only if at least eight students are eligible.