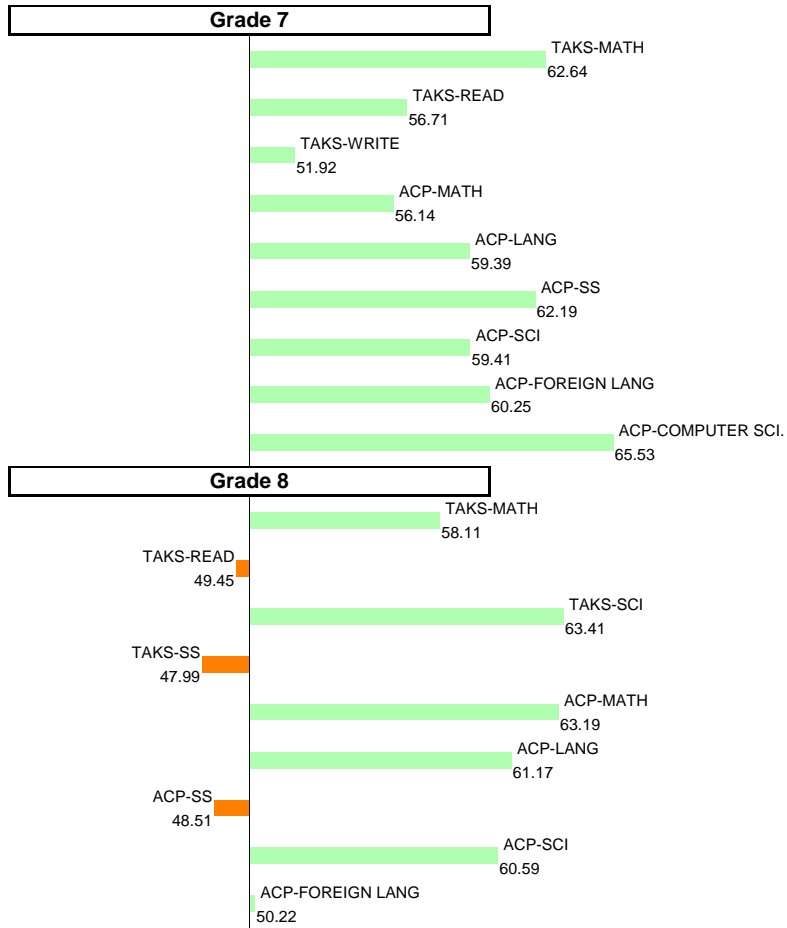


2008-09 School Effectiveness Index (SEI) Analysis

**75-GEORGE BANNERMAN DEALEY
NORTHWEST**

Overall SEI: 55.97
AEIS Rating: Exemplary

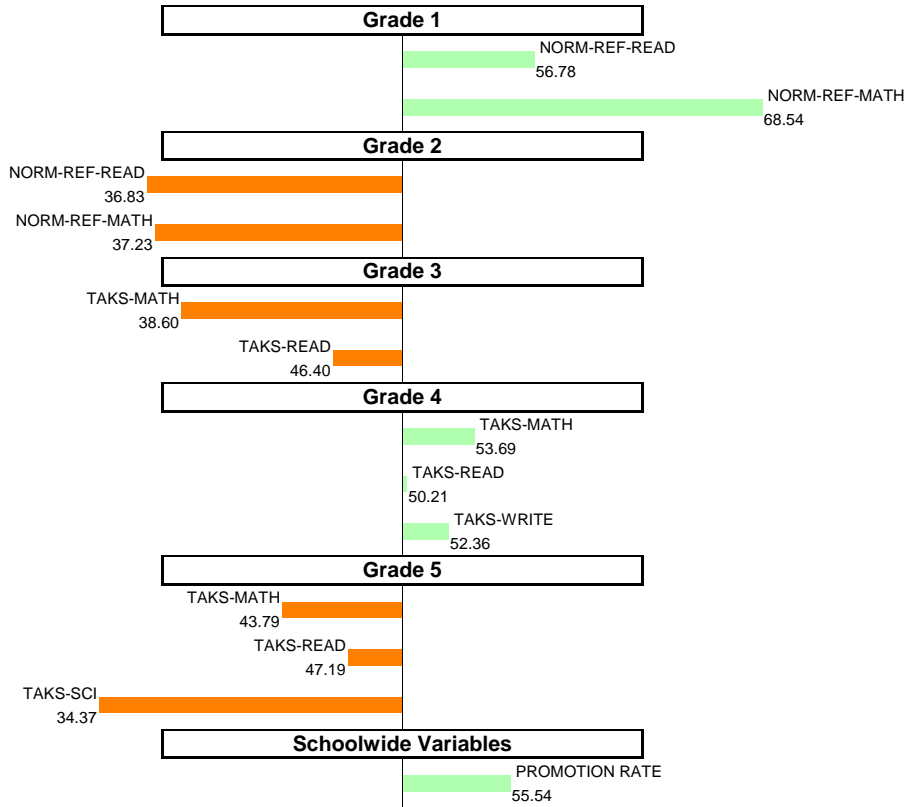


NOTES: The overall SEI is set to a mean of 50 and standard deviation of 5 each year. An SEI between 49 and 51 is considered within average. Individual grade and subject components (i.e., "TAKS-MATH") each have a mean of 50 and standard deviation of 10, and they are computed only if at least eight students are eligible.

2008-09 School Effectiveness Index (SEI) Analysis

**103-GABE P. ALLEN
NORTHWEST**

Overall SEI: 46.75
AEIS Rating: Recognized

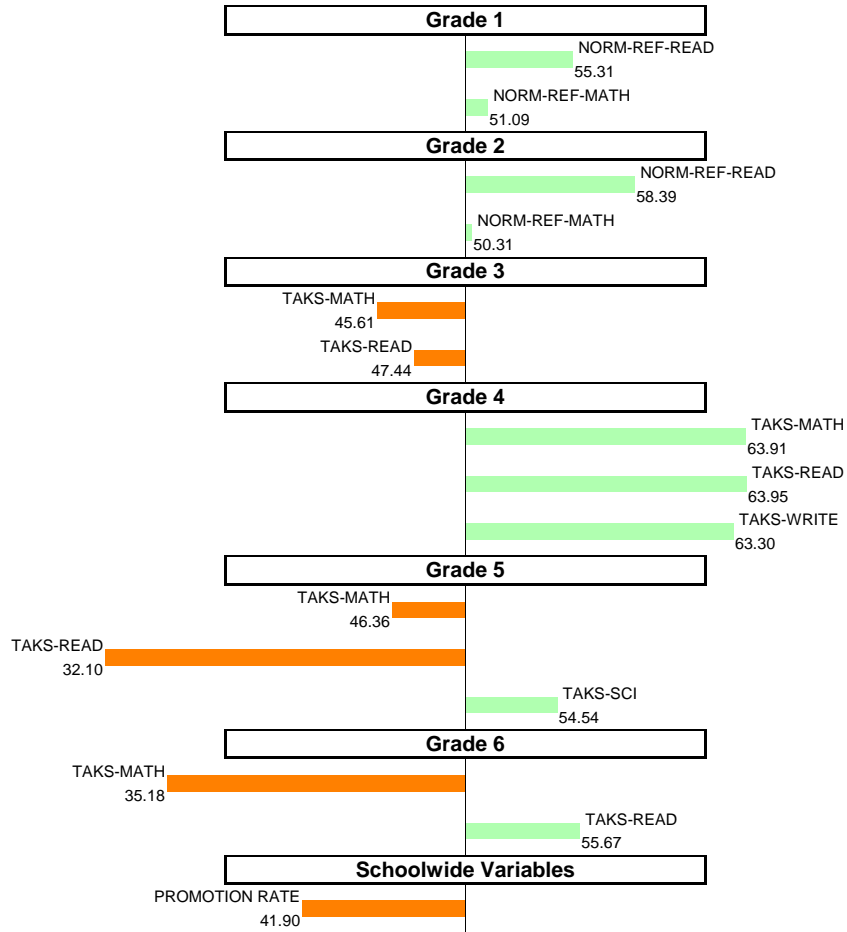


NOTES: The overall SEI is set to a mean of 50 and standard deviation of 5 each year. An SEI between 49 and 51 is considered within average. Individual grade and subject components (i.e., "TAKS-MATH") each have a mean of 50 and standard deviation of 10, and they are computed only if at least eight students are eligible.

2008-09 School Effectiveness Index (SEI) Analysis

**105-ARCADIA PARK
NORTHWEST**

Overall SEI: 51.01
AEIS Rating: Recognized

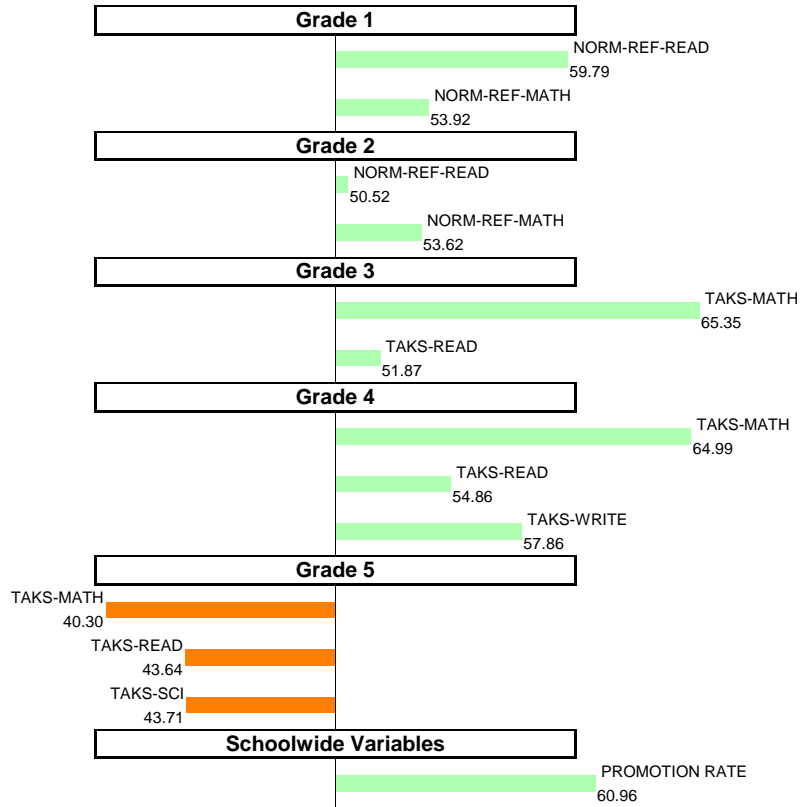


NOTES: The overall SEI is set to a mean of 50 and standard deviation of 5 each year. An SEI between 49 and 51 is considered within average. Individual grade and subject components (i.e., "TAKS-MATH") each have a mean of 50 and standard deviation of 10, and they are computed only if at least eight students are eligible.

2008-09 School Effectiveness Index (SEI) Analysis

**106-ARLINGTON PARK
NORTHWEST**

Overall SEI: 52.86
AEIS Rating: Recognized

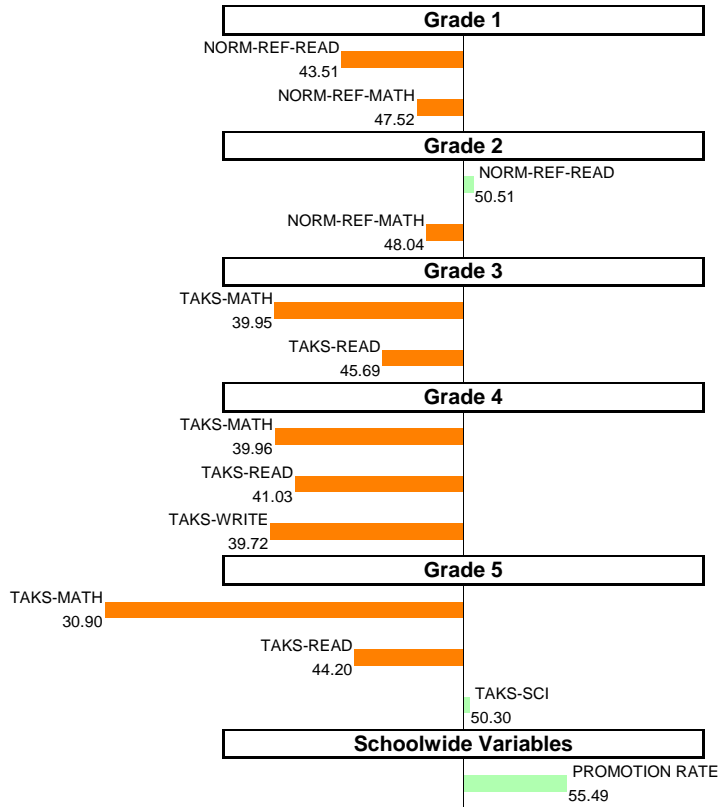


NOTES: The overall SEI is set to a mean of 50 and standard deviation of 5 each year. An SEI between 49 and 51 is considered within average. Individual grade and subject components (i.e., "TAKS-MATH") each have a mean of 50 and standard deviation of 10, and they are computed only if at least eight students are eligible.

2008-09 School Effectiveness Index (SEI) Analysis

**116-DAVID G. BURNET
NORTHWEST**

Overall SEI: 43.12
AEIS Rating: Academically Acceptable

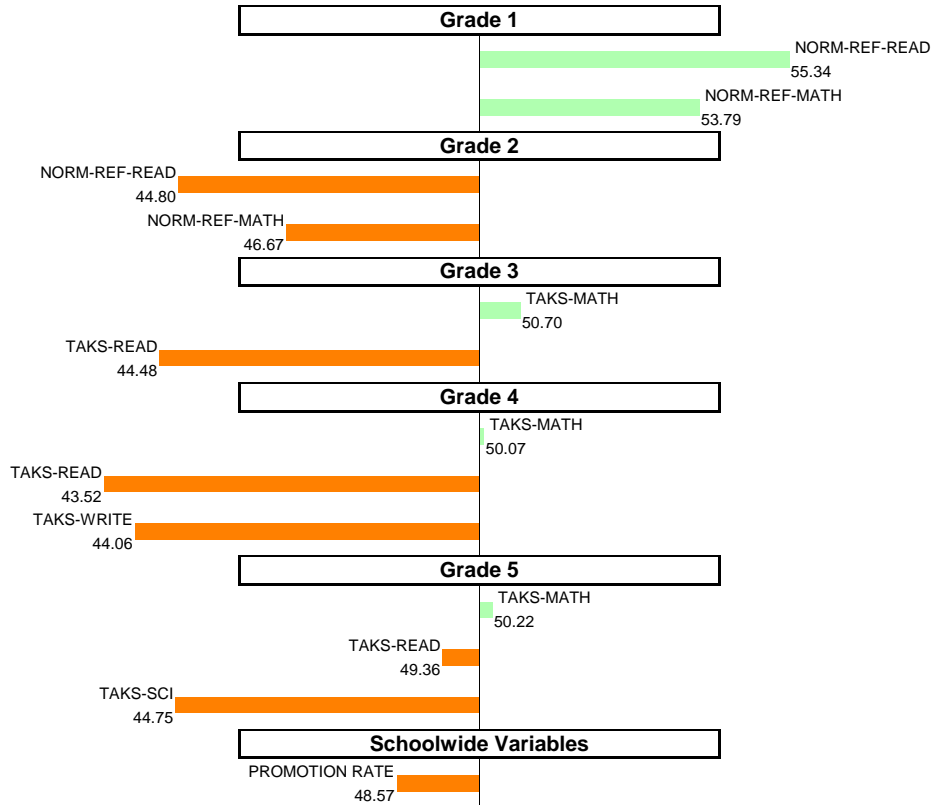


NOTES: The overall SEI is set to a mean of 50 and standard deviation of 5 each year. An SEI between 49 and 51 is considered within average. Individual grade and subject components (i.e., "TAKS-MATH") each have a mean of 50 and standard deviation of 10, and they are computed only if at least eight students are eligible.

2008-09 School Effectiveness Index (SEI) Analysis

**119-WILLIAM L. CABELL
NORTHWEST**

Overall SEI: 47.64
AEIS Rating: Recognized

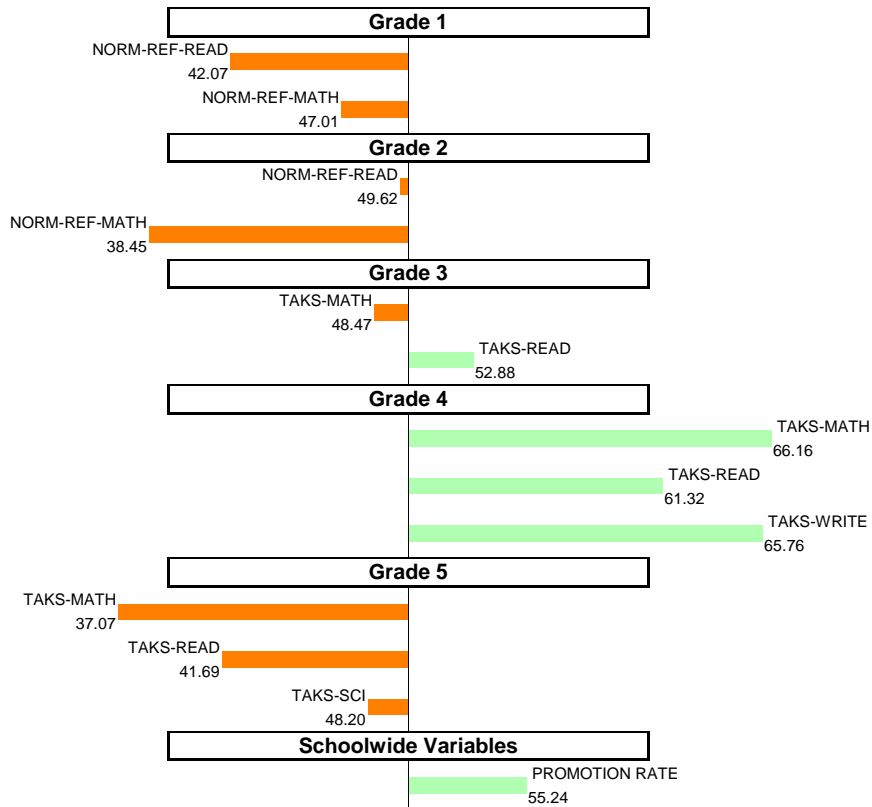


NOTES: The overall SEI is set to a mean of 50 and standard deviation of 5 each year. An SEI between 49 and 51 is considered within average. Individual grade and subject components (i.e., "TAKS-MATH") each have a mean of 50 and standard deviation of 10, and they are computed only if at least eight students are eligible.

2008-09 School Effectiveness Index (SEI) Analysis

120-F. P. CAILLET
NORTHWEST

Overall SEI: 49.41
AEIS Rating: Recognized

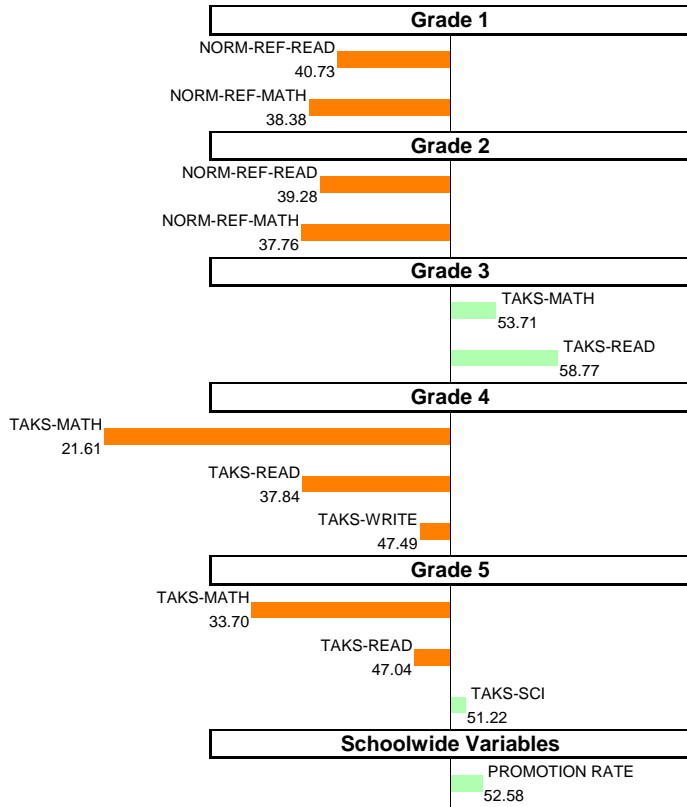


NOTES: The overall SEI is set to a mean of 50 and standard deviation of 5 each year. An SEI between 49 and 51 is considered within average. Individual grade and subject components (i.e., "TAKS-MATH") each have a mean of 50 and standard deviation of 10, and they are computed only if at least eight students are eligible.

2008-09 School Effectiveness Index (SEI) Analysis

122-C. F. CARR
NORTHWEST

Overall SEI: 41.97
AEIS Rating: Academically Acceptable

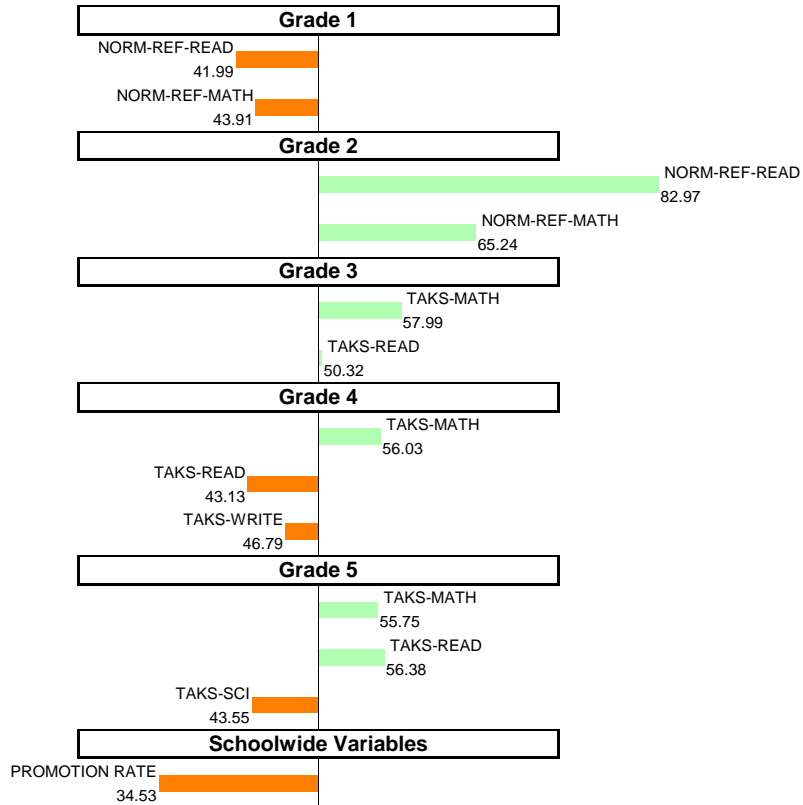


NOTES: The overall SEI is set to a mean of 50 and standard deviation of 5 each year. An SEI between 49 and 51 is considered within average. Individual grade and subject components (i.e., "TAKS-MATH") each have a mean of 50 and standard deviation of 10, and they are computed only if at least eight students are eligible.

2008-09 School Effectiveness Index (SEI) Analysis

**124-GEORGE WASHINGTON CARVER
NORTHWEST**

Overall SEI: 52.89
AEIS Rating: Academically Acceptable

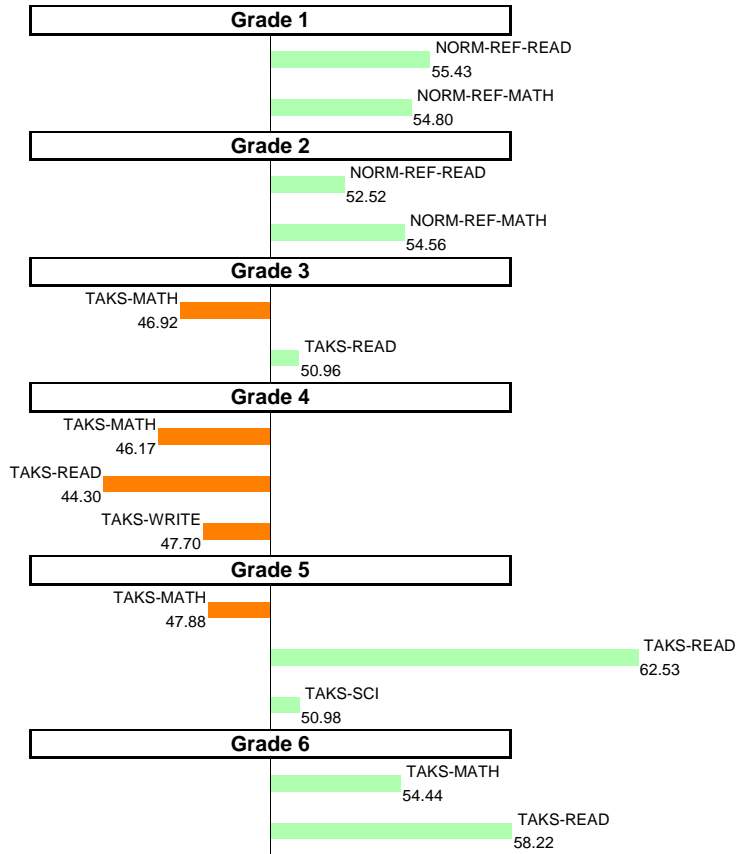


NOTES: The overall SEI is set to a mean of 50 and standard deviation of 5 each year. An SEI between 49 and 51 is considered within average. Individual grade and subject components (i.e., "TAKS-MATH") each have a mean of 50 and standard deviation of 10, and they are computed only if at least eight students are eligible.

2008-09 School Effectiveness Index (SEI) Analysis

**134-GEORGE BANNERMAN DEALEY
NORTHWEST**

Overall SEI: 51.39
AEIS Rating: Exemplary

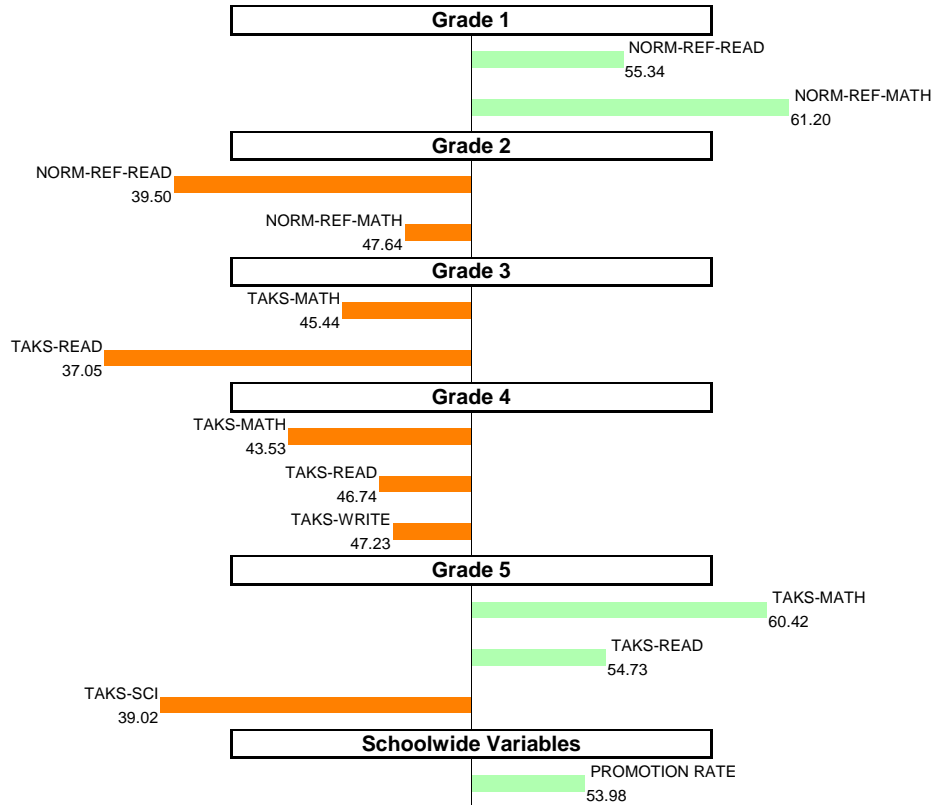


NOTES: The overall SEI is set to a mean of 50 and standard deviation of 5 each year. An SEI between 49 and 51 is considered within average. Individual grade and subject components (i.e., "TAKS-MATH") each have a mean of 50 and standard deviation of 10, and they are computed only if at least eight students are eligible.

2008-09 School Effectiveness Index (SEI) Analysis

**135-EVERETTE LEE DEGOLYER
NORTHWEST**

Overall SEI: 47.7
AEIS Rating: Recognized

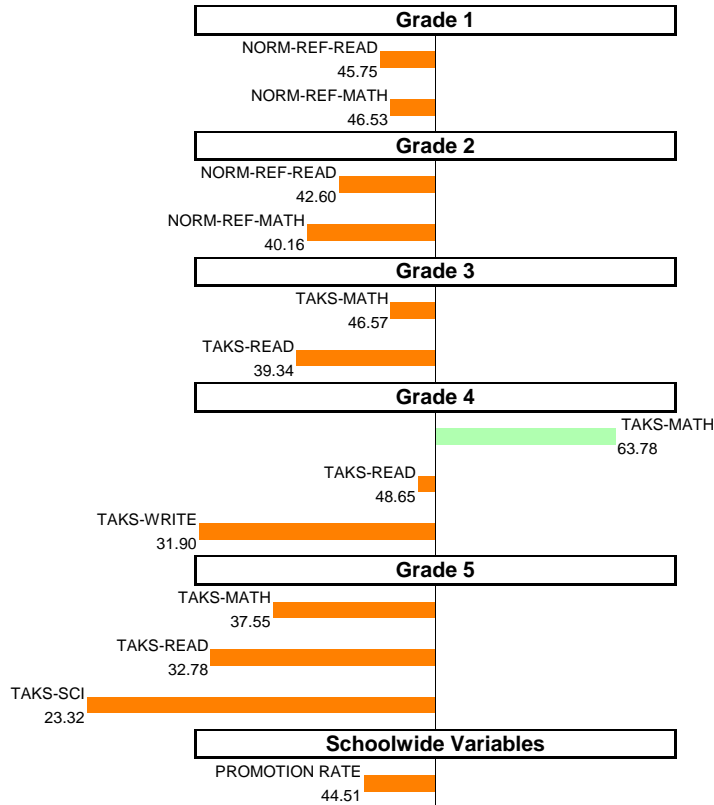


NOTES: The overall SEI is set to a mean of 50 and standard deviation of 5 each year. An SEI between 49 and 51 is considered within average. Individual grade and subject components (i.e., "TAKS-MATH") each have a mean of 50 and standard deviation of 10, and they are computed only if at least eight students are eligible.

2008-09 School Effectiveness Index (SEI) Analysis

**140-AMELIA EARHART
NORTHWEST**

Overall SEI: 41.19
AEIS Rating: Academically Acceptable

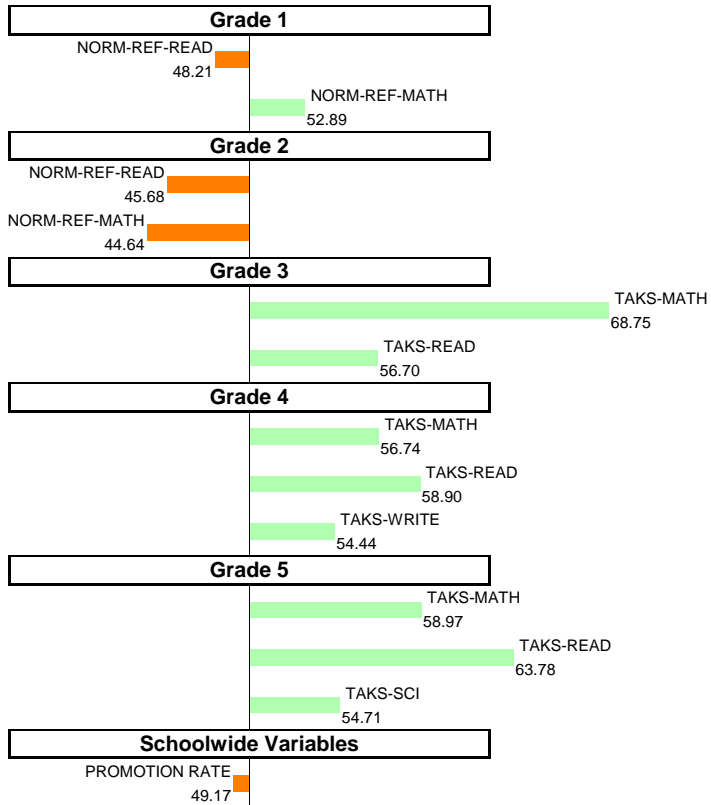


NOTES: The overall SEI is set to a mean of 50 and standard deviation of 5 each year. An SEI between 49 and 51 is considered within average. Individual grade and subject components (i.e., "TAKS-MATH") each have a mean of 50 and standard deviation of 10, and they are computed only if at least eight students are eligible.

2008-09 School Effectiveness Index (SEI) Analysis

**144-TOM W. FIELD
NORTHWEST**

Overall SEI: 54.69
AEIS Rating: Academically Acceptable

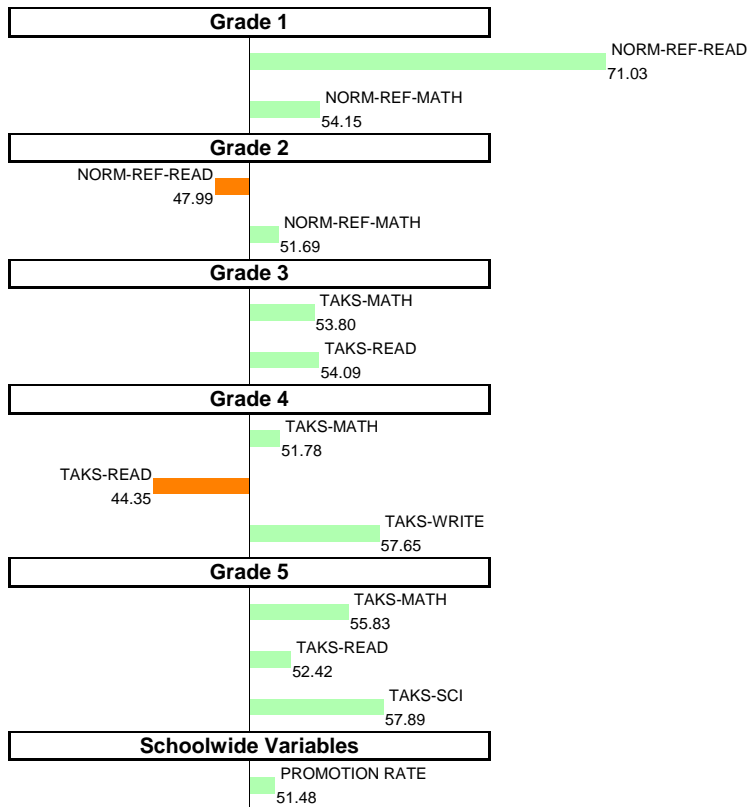


NOTES: The overall SEI is set to a mean of 50 and standard deviation of 5 each year. An SEI between 49 and 51 is considered within average. Individual grade and subject components (i.e., "TAKS-MATH") each have a mean of 50 and standard deviation of 10, and they are computed only if at least eight students are eligible.

2008-09 School Effectiveness Index (SEI) Analysis

145-STEPHEN C. FOSTER
NORTHWEST

Overall SEI: 53.76
AEIS Rating: Recognized

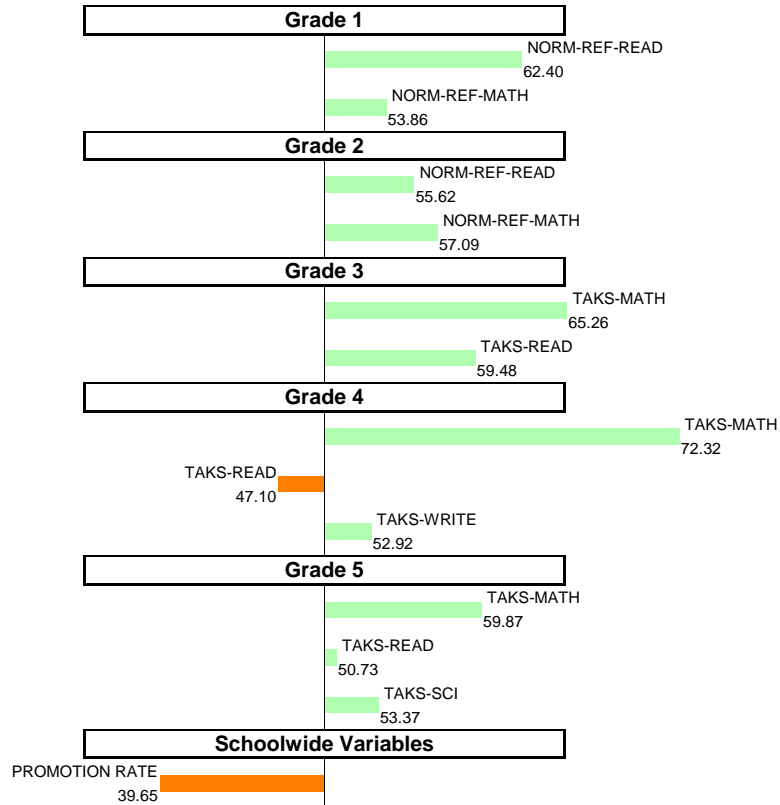


NOTES: The overall SEI is set to a mean of 50 and standard deviation of 5 each year. An SEI between 49 and 51 is considered within average. Individual grade and subject components (i.e., "TAKS-MATH") each have a mean of 50 and standard deviation of 10, and they are computed only if at least eight students are eligible.

2008-09 School Effectiveness Index (SEI) Analysis

**148-TOM C. GOOCH
NORTHWEST**

Overall SEI: 56.68
AEIS Rating: Recognized

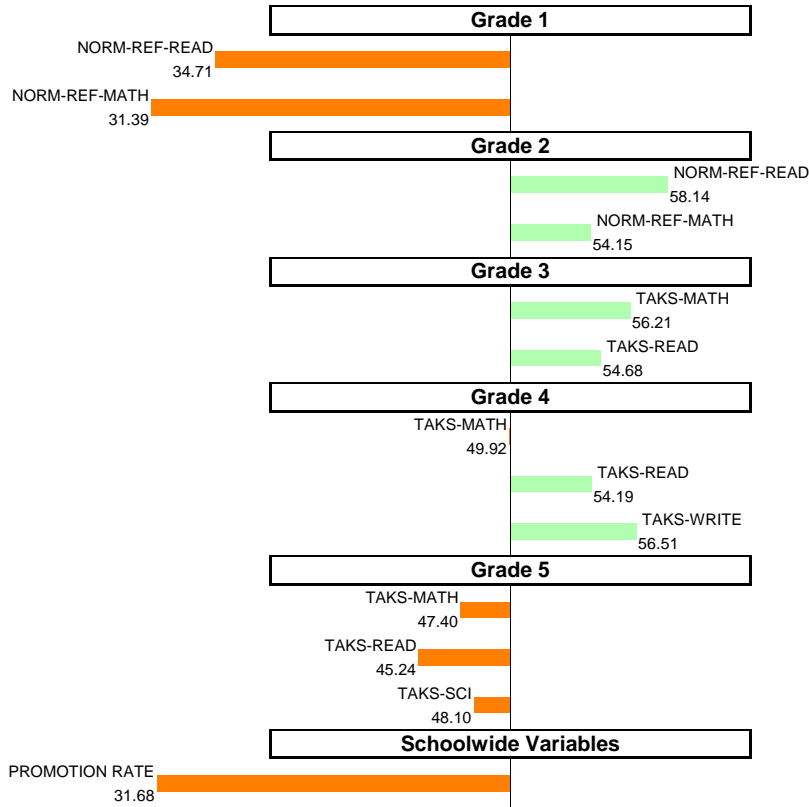


NOTES: The overall SEI is set to a mean of 50 and standard deviation of 5 each year. An SEI between 49 and 51 is considered within average. Individual grade and subject components (i.e., "TAKS-MATH") each have a mean of 50 and standard deviation of 10, and they are computed only if at least eight students are eligible.

2008-09 School Effectiveness Index (SEI) Analysis

**160-SAM HOUSTON
NORTHWEST**

Overall SEI: 48.52
AEIS Rating: Recognized

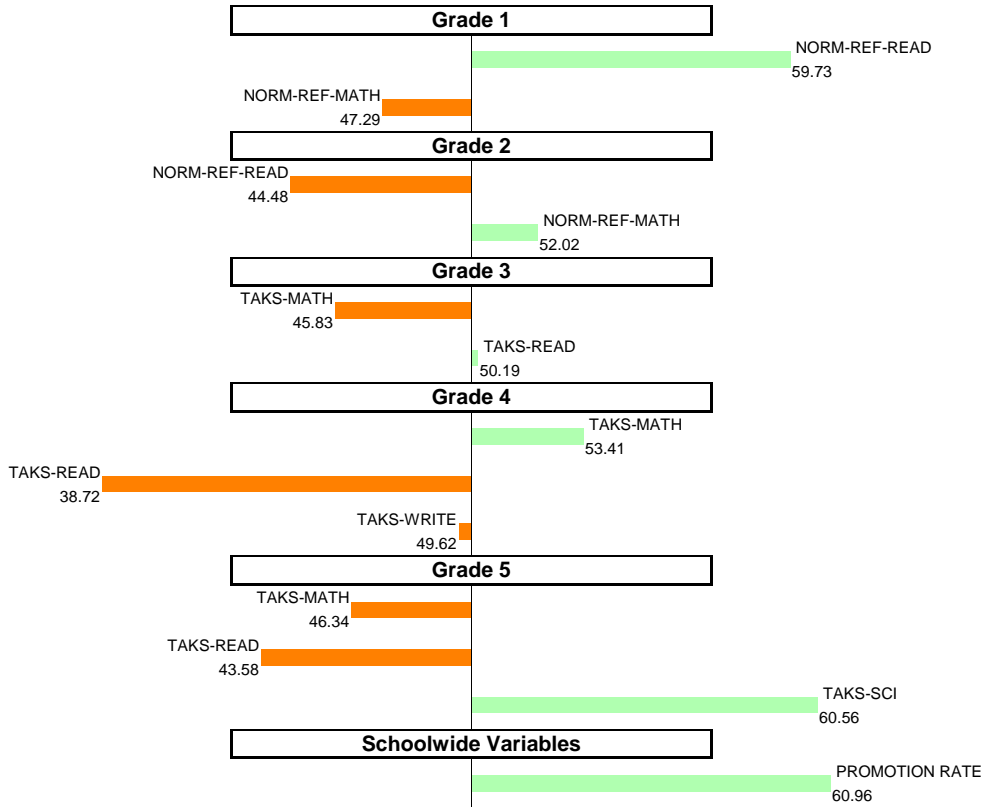


NOTES: The overall SEI is set to a mean of 50 and standard deviation of 5 each year. An SEI between 49 and 51 is considered within average. Individual grade and subject components (i.e., "TAKS-MATH") each have a mean of 50 and standard deviation of 10, and they are computed only if at least eight students are eligible.

2008-09 School Effectiveness Index (SEI) Analysis

**168-OBADIAH KNIGHT
NORTHWEST**

Overall SEI: 48.9
AEIS Rating: Recognized

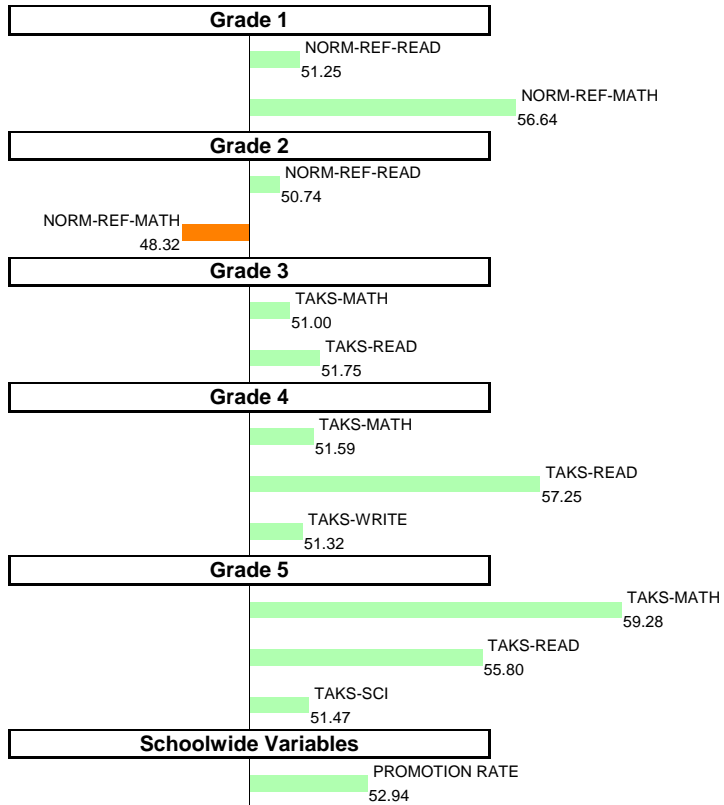


NOTES: The overall SEI is set to a mean of 50 and standard deviation of 5 each year. An SEI between 49 and 51 is considered within average. Individual grade and subject components (i.e., "TAKS-MATH") each have a mean of 50 and standard deviation of 10, and they are computed only if at least eight students are eligible.

2008-09 School Effectiveness Index (SEI) Analysis

**169-ARTHUR KRAMER
NORTHWEST**

Overall SEI: 52.45
AEIS Rating: Exemplary

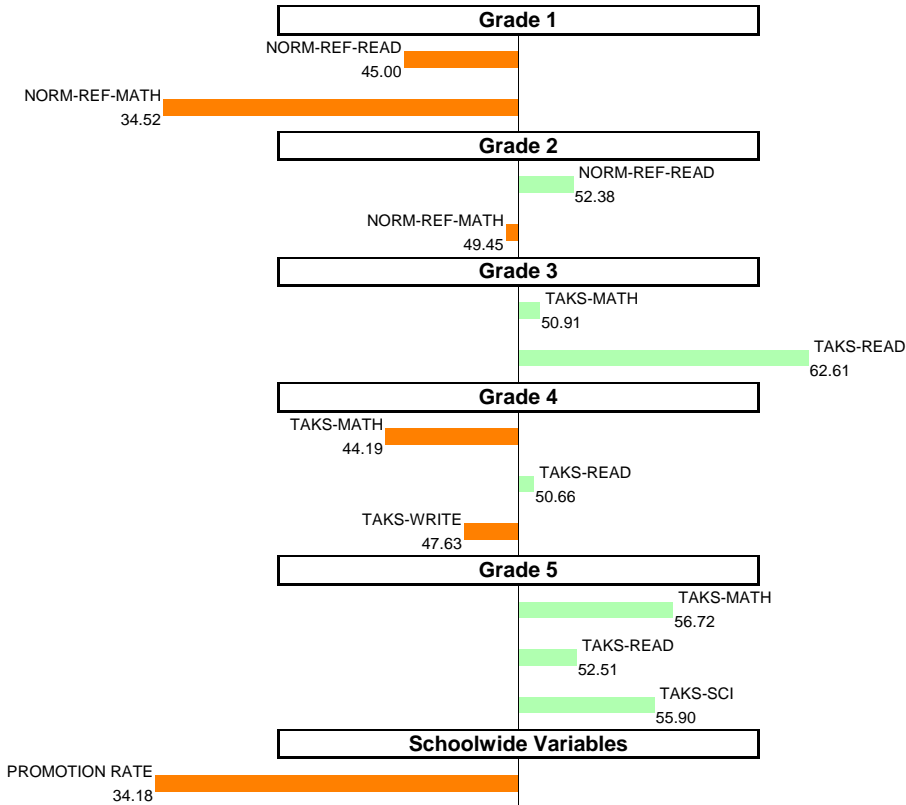


NOTES: The overall SEI is set to a mean of 50 and standard deviation of 5 each year. An SEI between 49 and 51 is considered within average. Individual grade and subject components (i.e., "TAKS-MATH") each have a mean of 50 and standard deviation of 10, and they are computed only if at least eight students are eligible.

2008-09 School Effectiveness Index (SEI) Analysis

**173-SIDNEY LANIER
NORTHWEST**

Overall SEI: 49.5
AEIS Rating: Exemplary

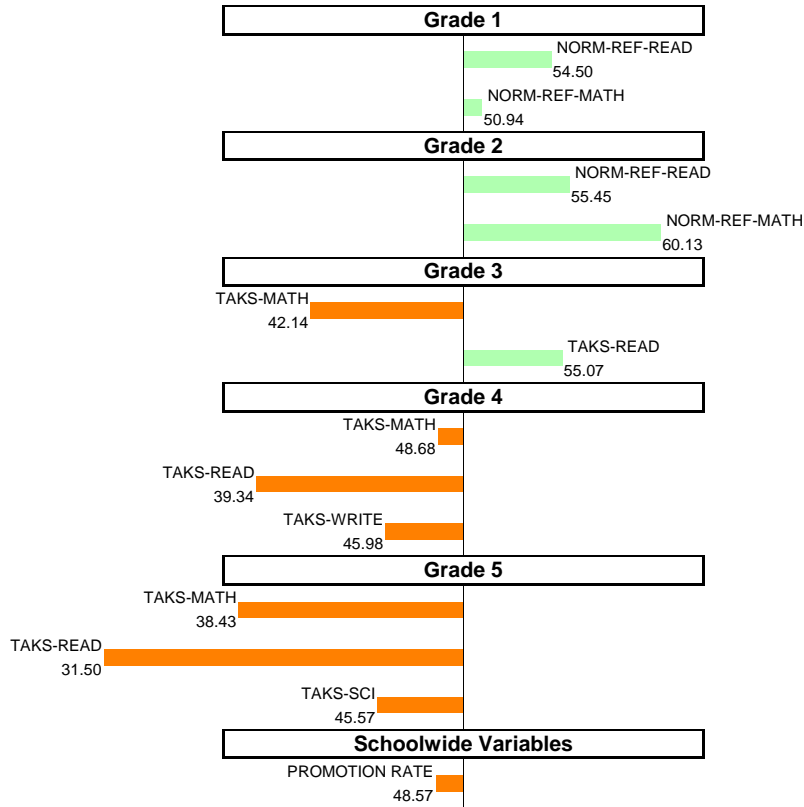


NOTES: The overall SEI is set to a mean of 50 and standard deviation of 5 each year. An SEI between 49 and 51 is considered within average. Individual grade and subject components (i.e., "TAKS-MATH") each have a mean of 50 and standard deviation of 10, and they are computed only if at least eight students are eligible.

2008-09 School Effectiveness Index (SEI) Analysis

**181-MAPLE LAWN
NORTHWEST**

Overall SEI: 46.82
AEIS Rating: Recognized

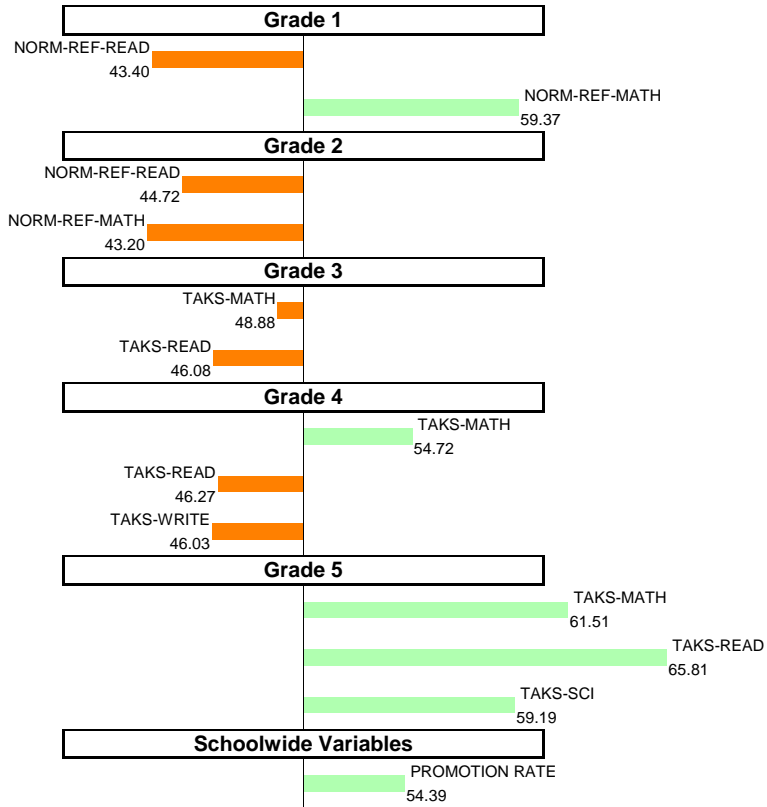


NOTES: The overall SEI is set to a mean of 50 and standard deviation of 5 each year. An SEI between 49 and 51 is considered within average. Individual grade and subject components (i.e., "TAKS-MATH") each have a mean of 50 and standard deviation of 10, and they are computed only if at least eight students are eligible.

2008-09 School Effectiveness Index (SEI) Analysis

**182-HERBERT MARCUS
NORTHWEST**

Overall SEI: 51.06
AEIS Rating: Recognized

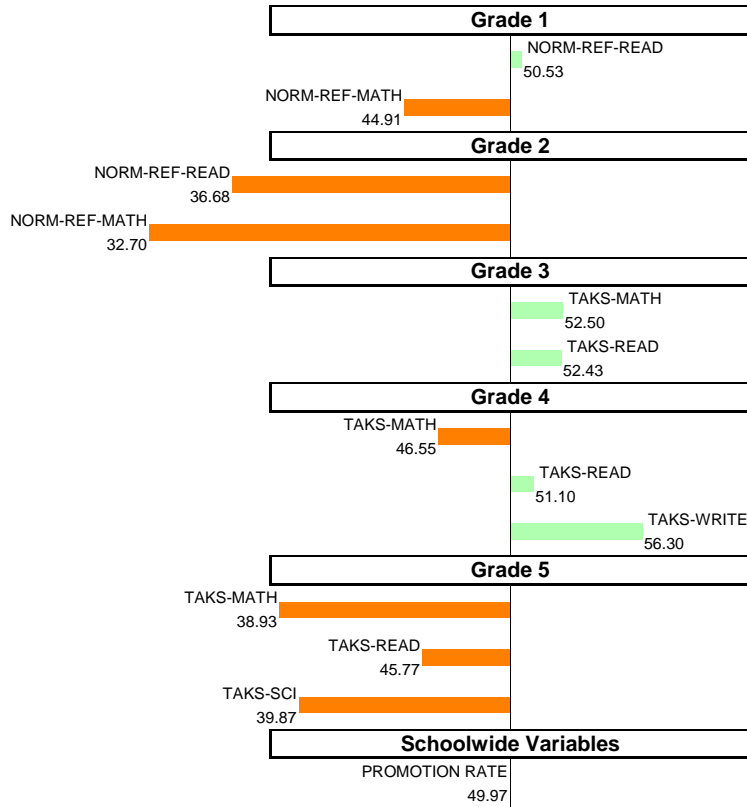


NOTES: The overall SEI is set to a mean of 50 and standard deviation of 5 each year. An SEI between 49 and 51 is considered within average. Individual grade and subject components (i.e., "TAKS-MATH") each have a mean of 50 and standard deviation of 10, and they are computed only if at least eight students are eligible.

2008-09 School Effectiveness Index (SEI) Analysis

**184-BEN MILAM
NORTHWEST**

Overall SEI: 45.25
AEIS Rating: Recognized

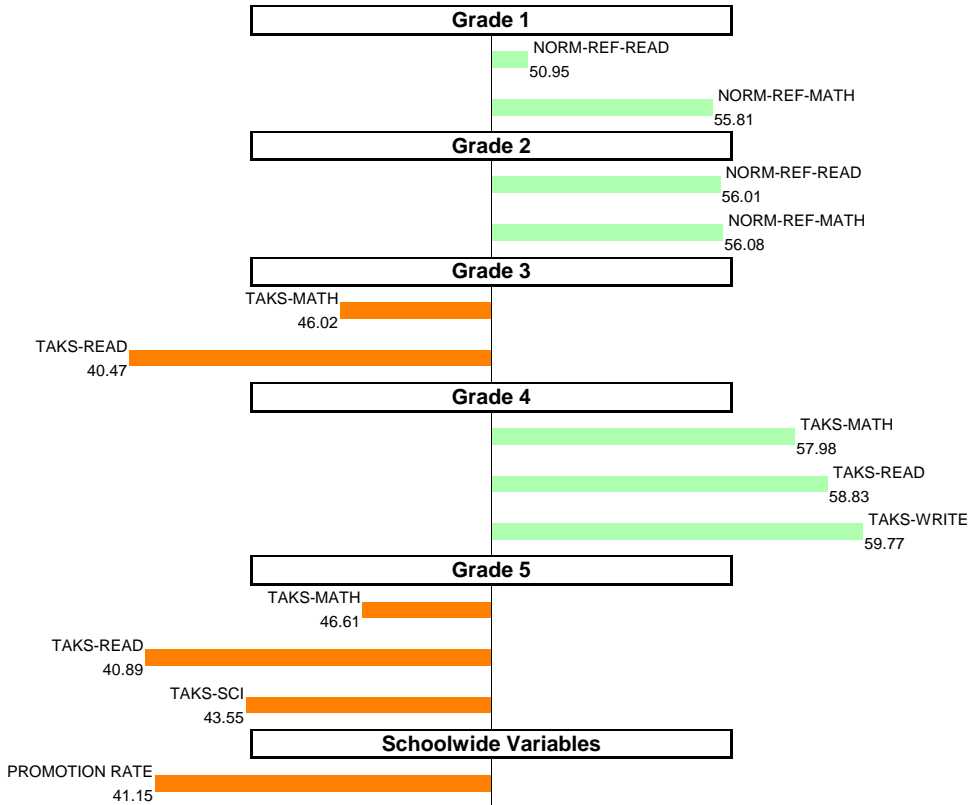


NOTES: The overall SEI is set to a mean of 50 and standard deviation of 5 each year. An SEI between 49 and 51 is considered within average. Individual grade and subject components (i.e., "TAKS-MATH") each have a mean of 50 and standard deviation of 10, and they are computed only if at least eight students are eligible.

2008-09 School Effectiveness Index (SEI) Analysis

**193-JOHN J. PERSHING
NORTHWEST**

Overall SEI: 50.43
AEIS Rating: Academically Acceptable

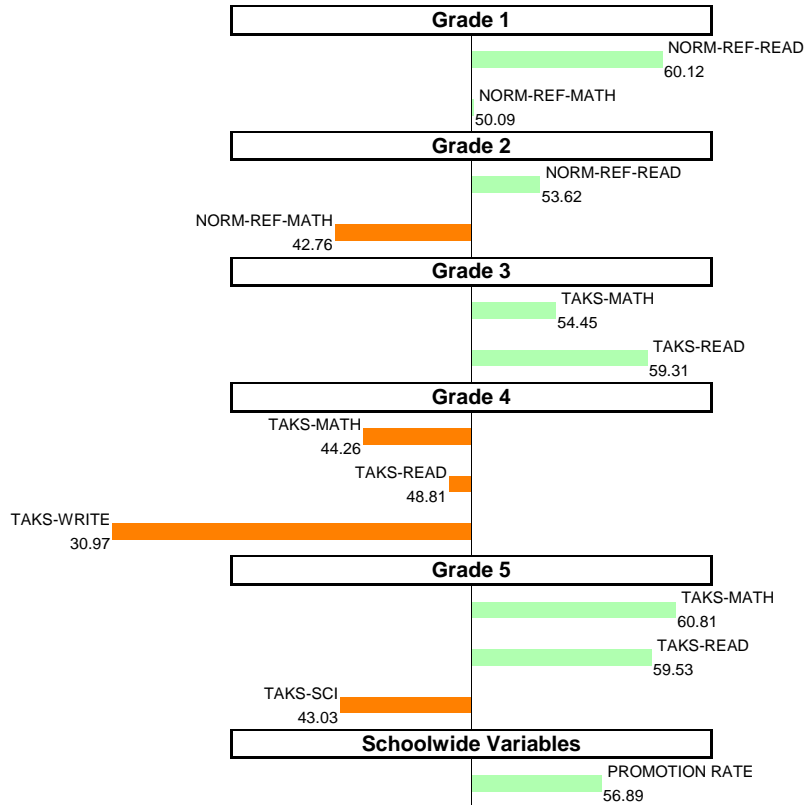


NOTES: The overall SEI is set to a mean of 50 and standard deviation of 5 each year. An SEI between 49 and 51 is considered within average. Individual grade and subject components (i.e., "TAKS-MATH") each have a mean of 50 and standard deviation of 10, and they are computed only if at least eight students are eligible.

2008-09 School Effectiveness Index (SEI) Analysis

194-K. B. POLK
NORTHWEST

Overall SEI: 50.16
AEIS Rating: Recognized

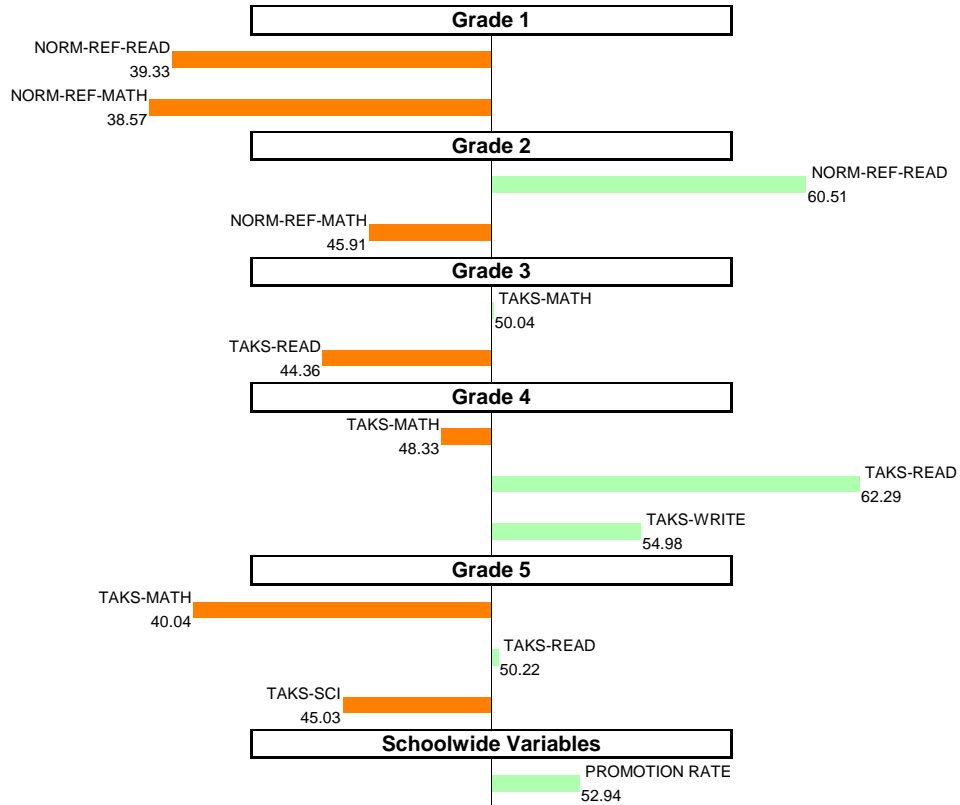


NOTES: The overall SEI is set to a mean of 50 and standard deviation of 5 each year. An SEI between 49 and 51 is considered within average. Individual grade and subject components (i.e., "TAKS-MATH") each have a mean of 50 and standard deviation of 10, and they are computed only if at least eight students are eligible.

2008-09 School Effectiveness Index (SEI) Analysis

**195-PRESTON HOLLOW
NORTHWEST**

Overall SEI: 47.84
AEIS Rating: Recognized

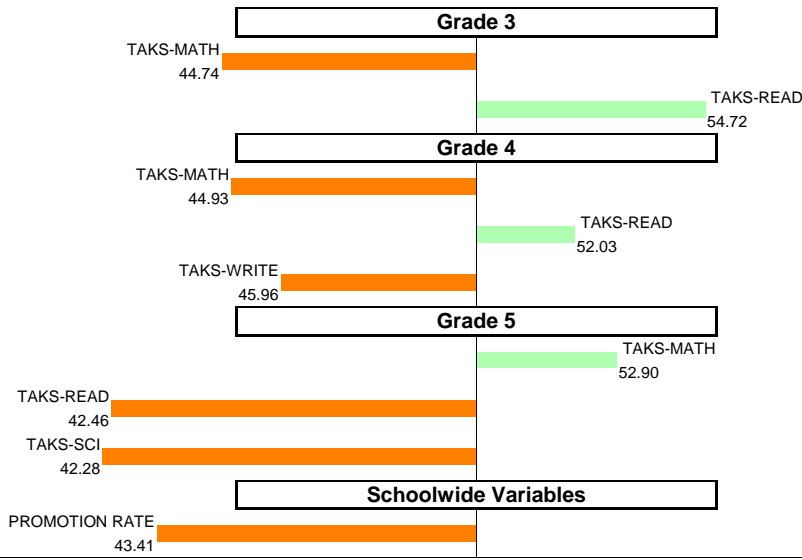


NOTES: The overall SEI is set to a mean of 50 and standard deviation of 5 each year. An SEI between 49 and 51 is considered within average. Individual grade and subject components (i.e., "TAKS-MATH") each have a mean of 50 and standard deviation of 10, and they are computed only if at least eight students are eligible.

2008-09 School Effectiveness Index (SEI) Analysis

**204-ROSEMONT
NORTHWEST**

Overall SEI: 46.94
AEIS Rating: Recognized



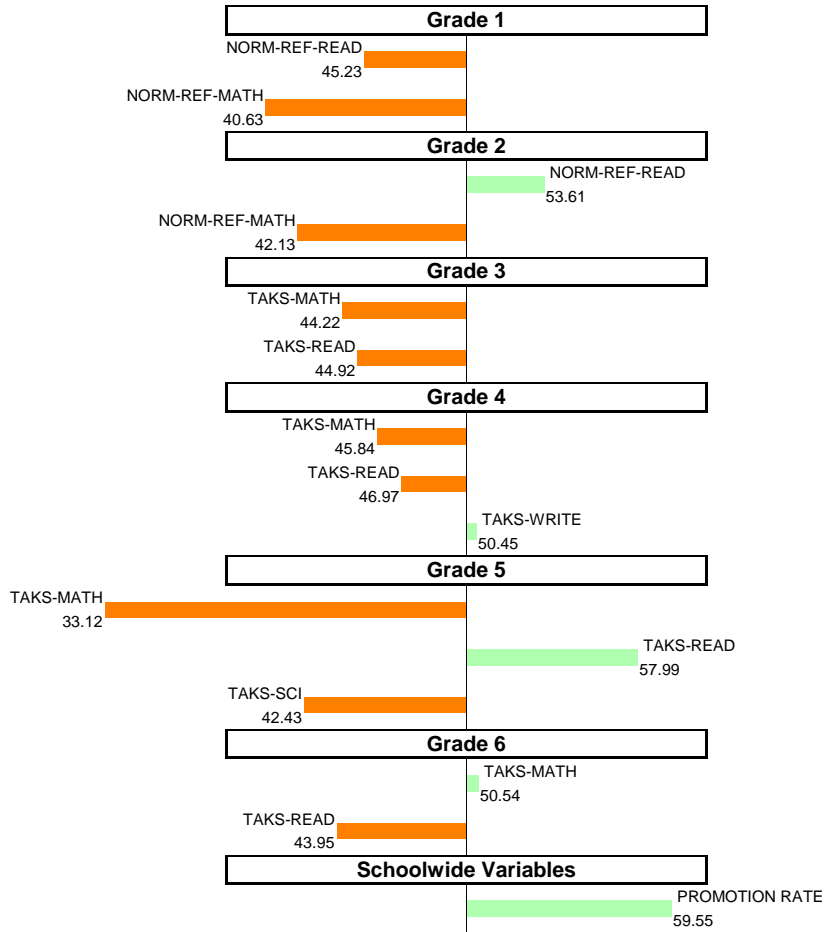
NOTES: The overall SEI is set to a mean of 50 and standard deviation of 5 each year. An SEI between 49 and 51 is considered within average. Individual grade and subject components (i.e., "TAKS-MATH") each have a mean of 50 and standard deviation of 10, and they are computed only if at least eight students are eligible.

2008-09 School Effectiveness Index (SEI) Analysis

**211-STEVENS PARK
NORTHWEST**

Overall SEI: 45.5

AEIS Rating: Academically Acceptable

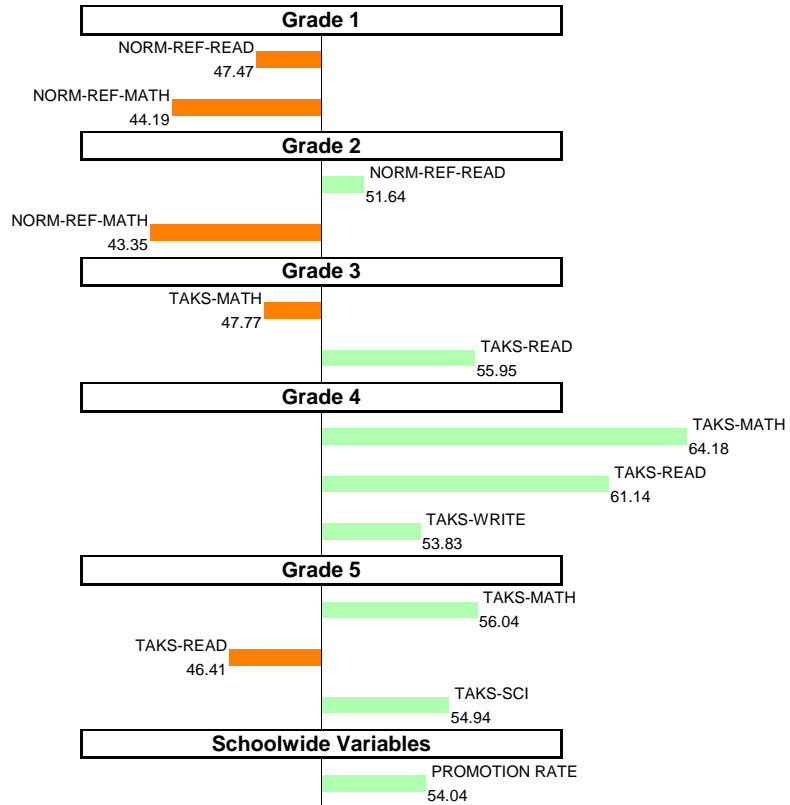


NOTES: The overall SEI is set to a mean of 50 and standard deviation of 5 each year. An SEI between 49 and 51 is considered within average. Individual grade and subject components (i.e., "TAKS-MATH") each have a mean of 50 and standard deviation of 10, and they are computed only if at least eight students are eligible.

2008-09 School Effectiveness Index (SEI) Analysis

**224-WALNUT HILL
NORTHWEST**

Overall SEI: 51.69
AEIS Rating: Recognized

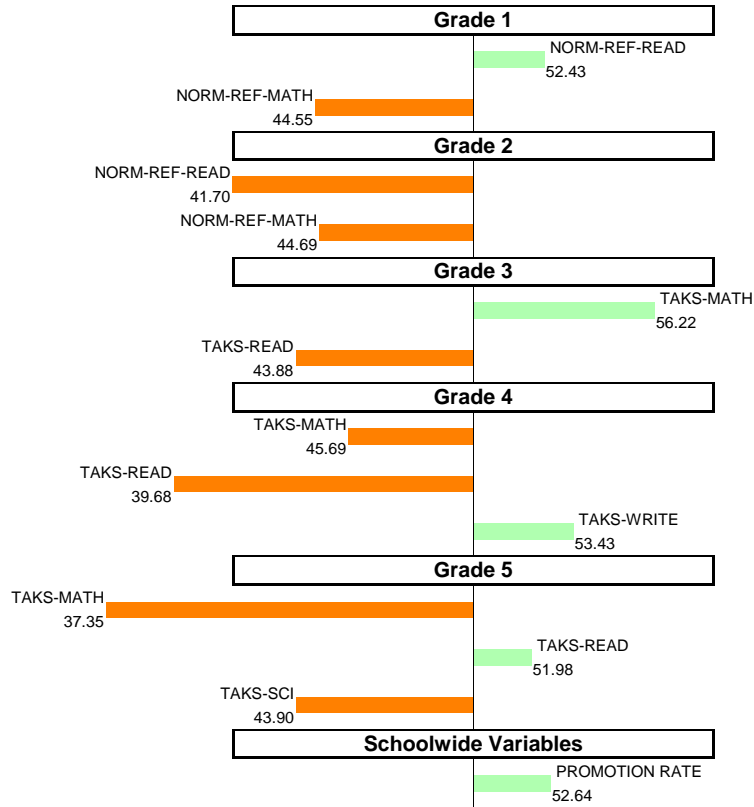


NOTES: The overall SEI is set to a mean of 50 and standard deviation of 5 each year. An SEI between 49 and 51 is considered within average. Individual grade and subject components (i.e., "TAKS-MATH") each have a mean of 50 and standard deviation of 10, and they are computed only if at least eight students are eligible.

2008-09 School Effectiveness Index (SEI) Analysis

**228-SUDIE L. WILLIAMS
NORTHWEST**

Overall SEI: 45.87
AEIS Rating: Academically Acceptable

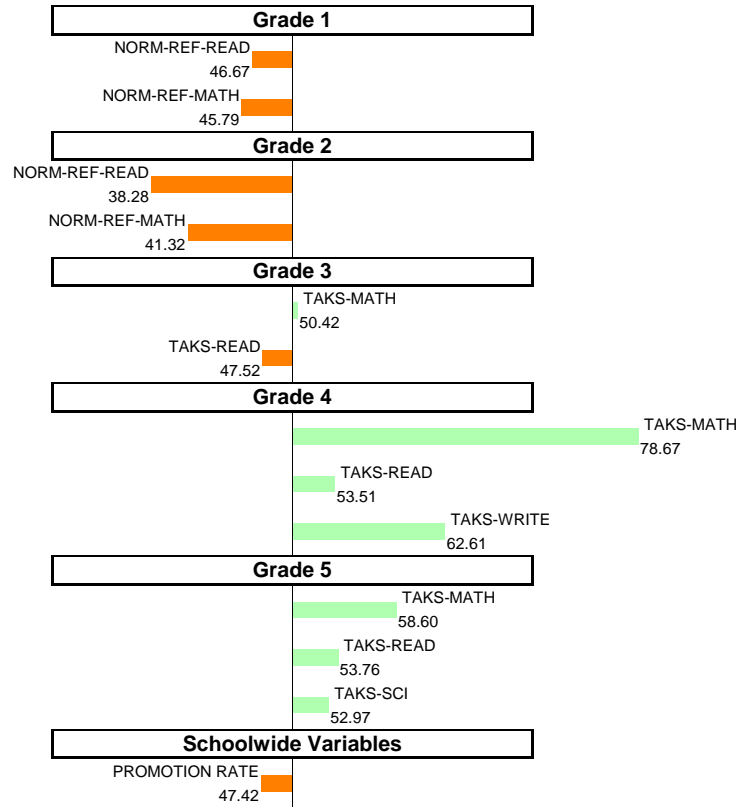


NOTES: The overall SEI is set to a mean of 50 and standard deviation of 5 each year. An SEI between 49 and 51 is considered within average. Individual grade and subject components (i.e., "TAKS-MATH") each have a mean of 50 and standard deviation of 10, and they are computed only if at least eight students are eligible.

2008-09 School Effectiveness Index (SEI) Analysis

**230-HARRY WITHERS
NORTHWEST**

Overall SEI: 51.89
AEIS Rating: Exemplary

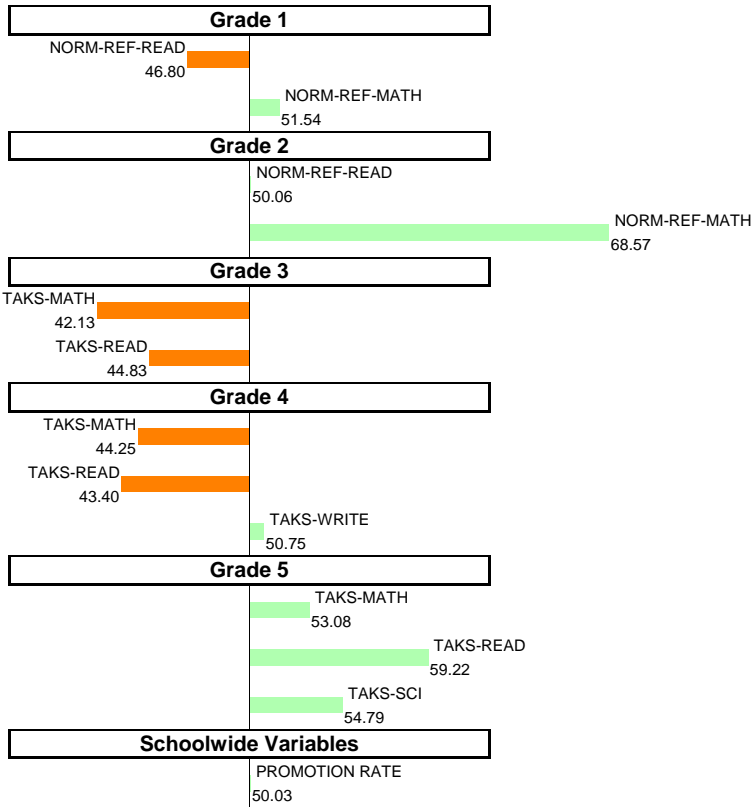


NOTES: The overall SEI is set to a mean of 50 and standard deviation of 5 each year. An SEI between 49 and 51 is considered within average. Individual grade and subject components (i.e., "TAKS-MATH") each have a mean of 50 and standard deviation of 10, and they are computed only if at least eight students are eligible.

2008-09 School Effectiveness Index (SEI) Analysis

**233-NATHAN ADAMS
NORTHWEST**

Overall SEI: 50.23
AEIS Rating: Exemplary

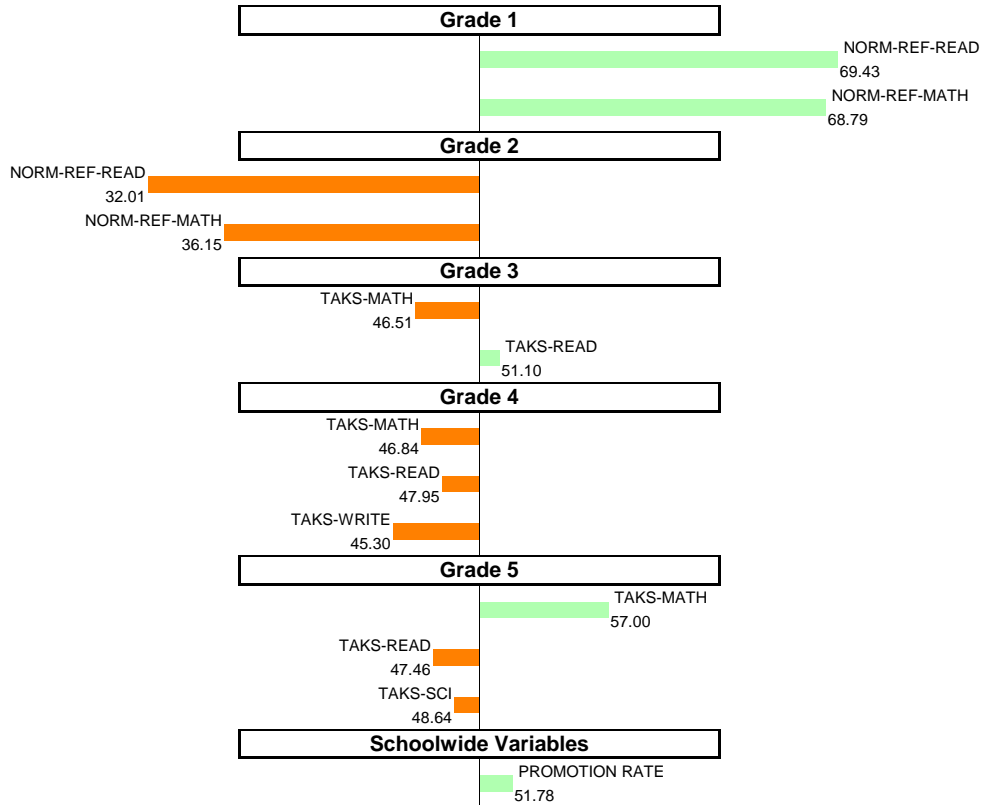


NOTES: The overall SEI is set to a mean of 50 and standard deviation of 5 each year. An SEI between 49 and 51 is considered within average. Individual grade and subject components (i.e., "TAKS-MATH") each have a mean of 50 and standard deviation of 10, and they are computed only if at least eight students are eligible.

2008-09 School Effectiveness Index (SEI) Analysis

260–LORENZO DEZAVALA
NORTHWEST

Overall SEI: 49.25
AEIS Rating: Academically Acceptable

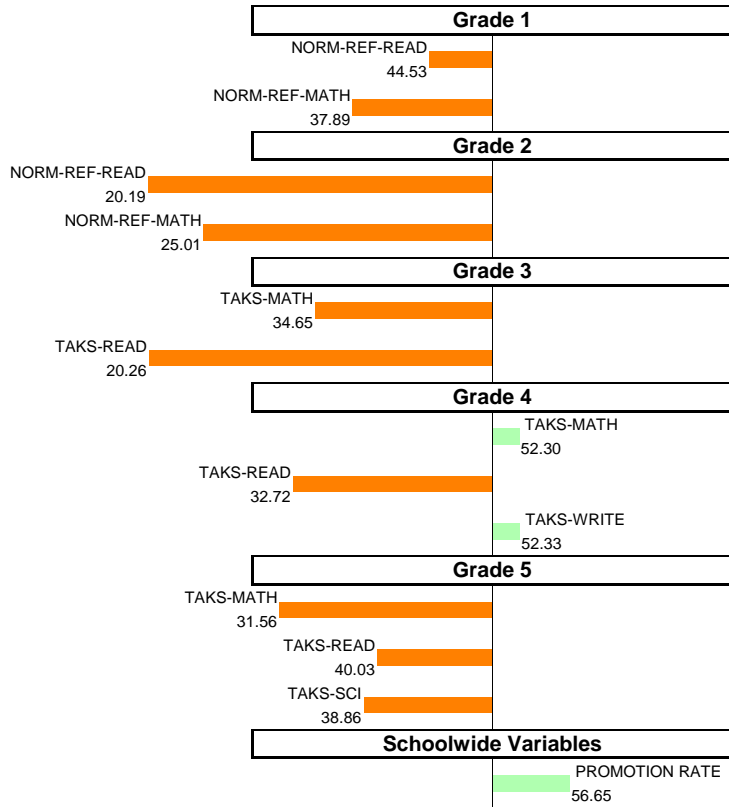


NOTES: The overall SEI is set to a mean of 50 and standard deviation of 5 each year. An SEI between 49 and 51 is considered within average. Individual grade and subject components (i.e., "TAKS-MATH") each have a mean of 50 and standard deviation of 10, and they are computed only if at least eight students are eligible.

2008-09 School Effectiveness Index (SEI) Analysis

**262-SEQUOYAH
NORTHWEST**

Overall SEI: 35.73
AEIS Rating: Academically Acceptable

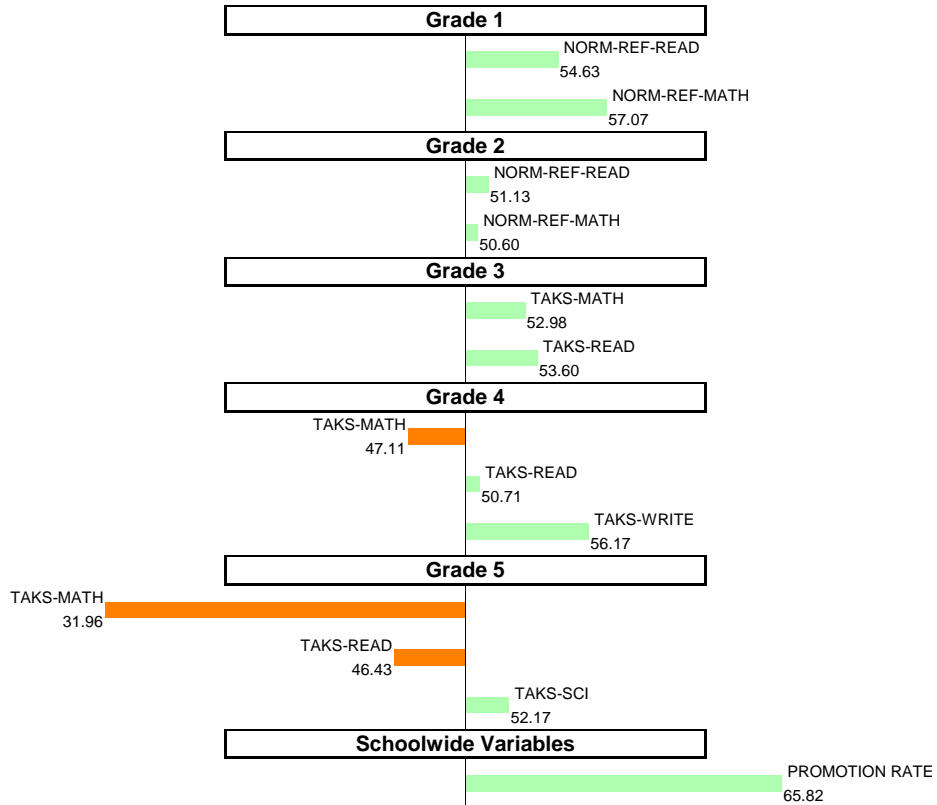


NOTES: The overall SEI is set to a mean of 50 and standard deviation of 5 each year. An SEI between 49 and 51 is considered within average. Individual grade and subject components (i.e., "TAKS-MATH") each have a mean of 50 and standard deviation of 10, and they are computed only if at least eight students are eligible.

2008-09 School Effectiveness Index (SEI) Analysis

265-ELADIO MARTINEZ
NORTHWEST

Overall SEI: 49.99
AEIS Rating: Recognized

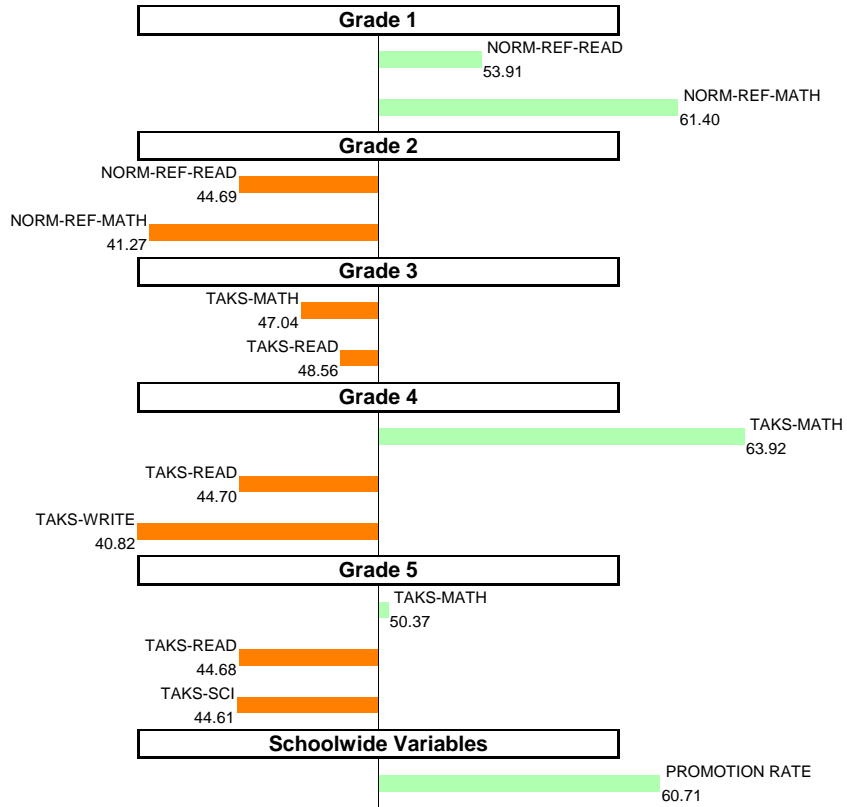


NOTES: The overall SEI is set to a mean of 50 and standard deviation of 5 each year. An SEI between 49 and 51 is considered within average. Individual grade and subject components (i.e., "TAKS-MATH") each have a mean of 50 and standard deviation of 10, and they are computed only if at least eight students are eligible.

2008-09 School Effectiveness Index (SEI) Analysis

269-ONESIMO HERNANDEZ
NORTHWEST

Overall SEI: 48.43
AEIS Rating: Recognized

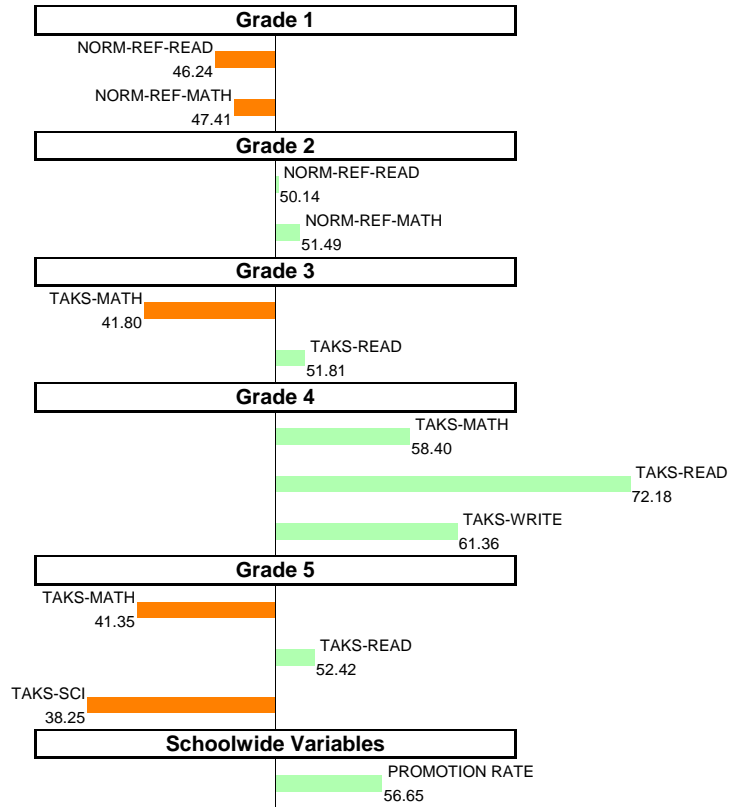


NOTES: The overall SEI is set to a mean of 50 and standard deviation of 5 each year. An SEI between 49 and 51 is considered within average. Individual grade and subject components (i.e., "TAKS-MATH") each have a mean of 50 and standard deviation of 10, and they are computed only if at least eight students are eligible.

2008-09 School Effectiveness Index (SEI) Analysis

271–JULIAN T. SALDIVAR
NORTHWEST

Overall SEI: 50.57
AEIS Rating: Academically Acceptable

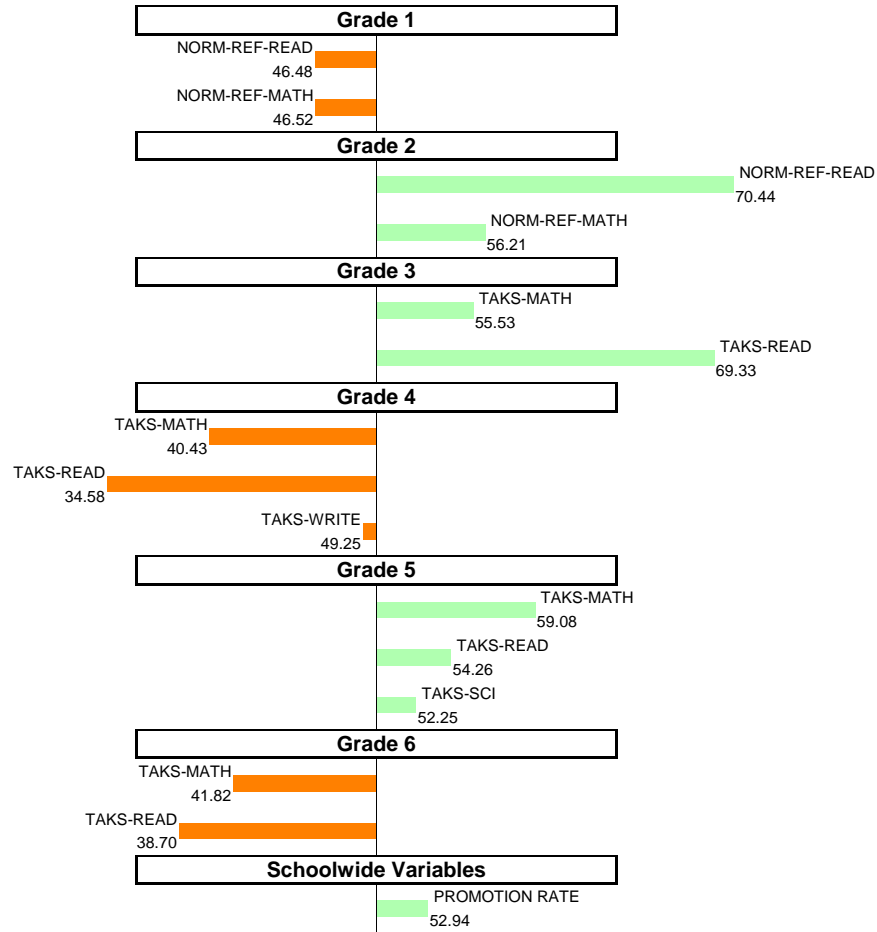


NOTES: The overall SEI is set to a mean of 50 and standard deviation of 5 each year. An SEI between 49 and 51 is considered within average. Individual grade and subject components (i.e., "TAKS-MATH") each have a mean of 50 and standard deviation of 10, and they are computed only if at least eight students are eligible.

2008-09 School Effectiveness Index (SEI) Analysis

**275-LOUISE KAHN
NORTHWEST**

Overall SEI: 50.53
AEIS Rating: Recognized

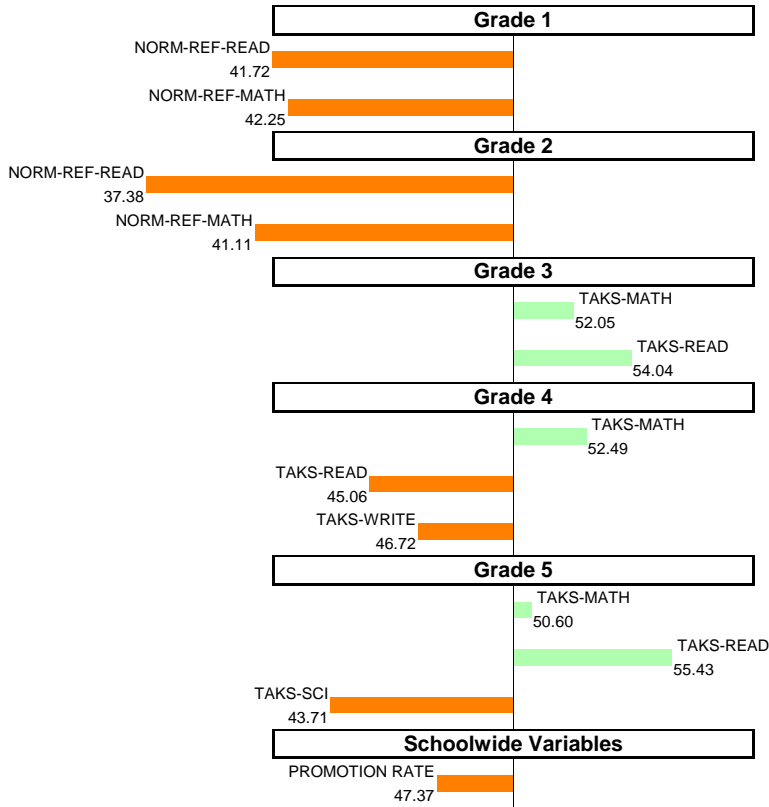


NOTES: The overall SEI is set to a mean of 50 and standard deviation of 5 each year. An SEI between 49 and 51 is considered within average. Individual grade and subject components (i.e., "TAKS-MATH") each have a mean of 50 and standard deviation of 10, and they are computed only if at least eight students are eligible.

2008-09 School Effectiveness Index (SEI) Analysis

278-LEONIDES GONZALEZ CIGARROA
NORTHWEST

Overall SEI: 46.39
 AEIS Rating: Academically Acceptable

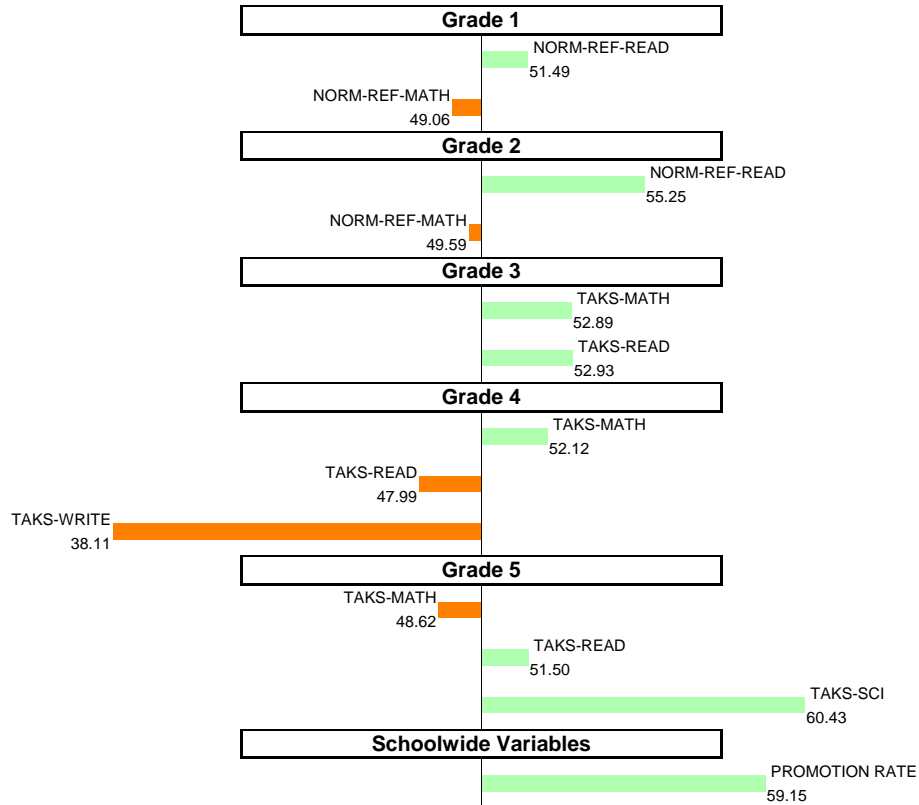


NOTES: The overall SEI is set to a mean of 50 and standard deviation of 5 each year. An SEI between 49 and 51 is considered within average. Individual grade and subject components (i.e., "TAKS-MATH") each have a mean of 50 and standard deviation of 10, and they are computed only if at least eight students are eligible.

2008-09 School Effectiveness Index (SEI) Analysis

**279-JERRY R. JUNKINS
NORTHWEST**

Overall SEI: 50.37
AEIS Rating: Recognized

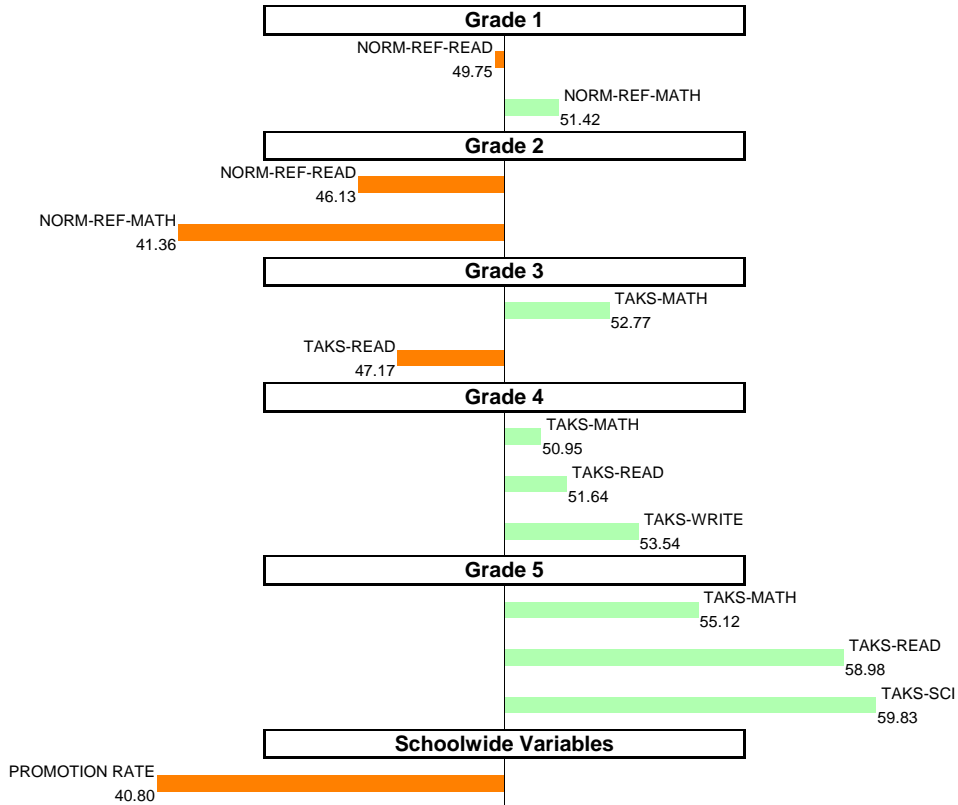


NOTES: The overall SEI is set to a mean of 50 and standard deviation of 5 each year. An SEI between 49 and 51 is considered within average. Individual grade and subject components (i.e., "TAKS-MATH") each have a mean of 50 and standard deviation of 10, and they are computed only if at least eight students are eligible.

2008-09 School Effectiveness Index (SEI) Analysis

**280-ANNE FRANK
NORTHWEST**

Overall SEI: 50.89
AEIS Rating: Recognized

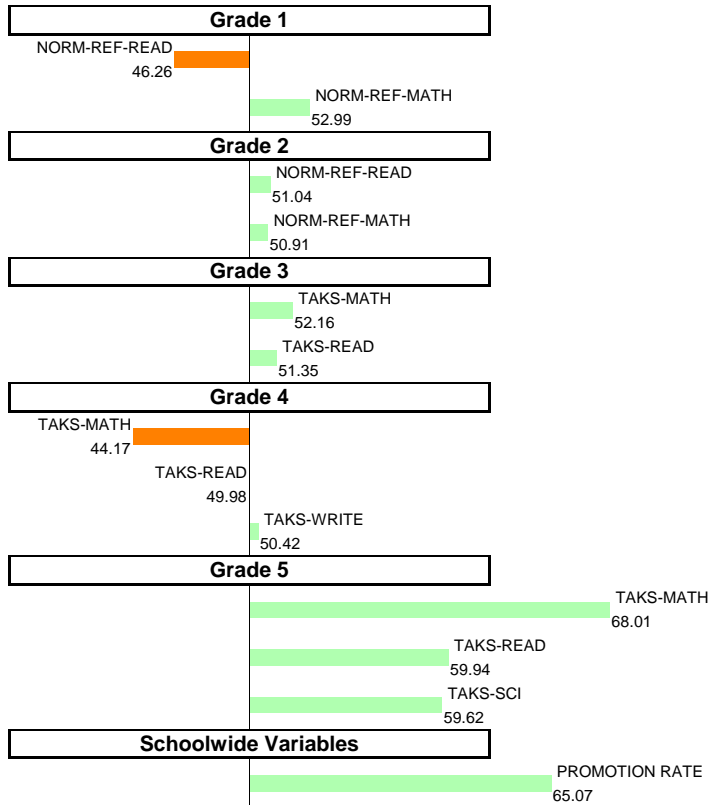


NOTES: The overall SEI is set to a mean of 50 and standard deviation of 5 each year. An SEI between 49 and 51 is considered within average. Individual grade and subject components (i.e., "TAKS-MATH") each have a mean of 50 and standard deviation of 10, and they are computed only if at least eight students are eligible.

2008-09 School Effectiveness Index (SEI) Analysis

**283-ESPERANZA MEDRANO
NORTHWEST**

Overall SEI: 52.61
AEIS Rating: Recognized




NOTES: The overall SEI is set to a mean of 50 and standard deviation of 5 each year. An SEI between 49 and 51 is considered within average. Individual grade and subject components (i.e., "TAKS-MATH") each have a mean of 50 and standard deviation of 10, and they are computed only if at least eight students are eligible.

2008-09 School Effectiveness Index (SEI) Analysis

288-ROSEMONT PRIMARY
NORTHWEST

Overall SEI: 55.68
AEIS Rating: Recognized

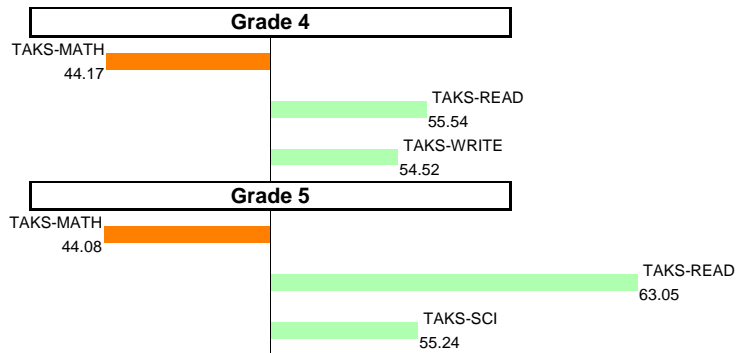


NOTES: The overall SEI is set to a mean of 50 and standard deviation of 5 each year. An SEI between 49 and 51 is considered within average. Individual grade and subject components (i.e., "TAKS-MATH") each have a mean of 50 and standard deviation of 10, and they are computed only if at least eight students are eligible.

2008-09 School Effectiveness Index (SEI) Analysis

828-K.B. POLK VANGUARD
NORTHWEST

Overall SEI: 52.19



NOTES: The overall SEI is set to a mean of 50 and standard deviation of 5 each year. An SEI between 49 and 51 is considered within average. Individual grade and subject components (i.e., "TAKS-MATH") each have a mean of 50 and standard deviation of 10, and they are computed only if at least eight students are eligible.