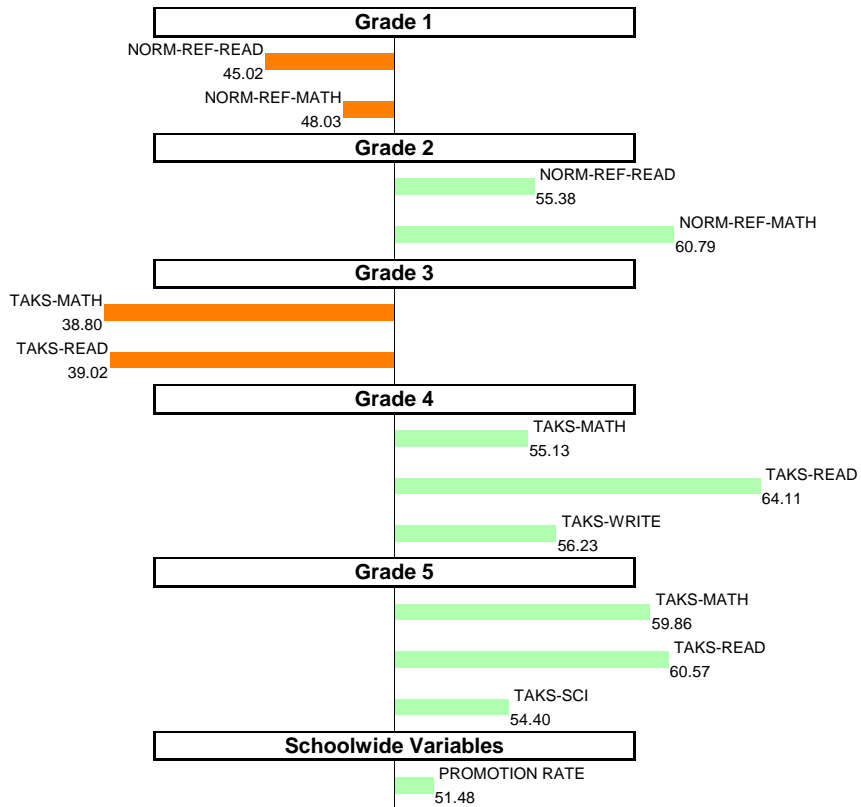


2008-09 School Effectiveness Index (SEI) Analysis

**108-BAYLES
NORTHEAST**

Overall SEI: 52.51
AEIS Rating: Recognized

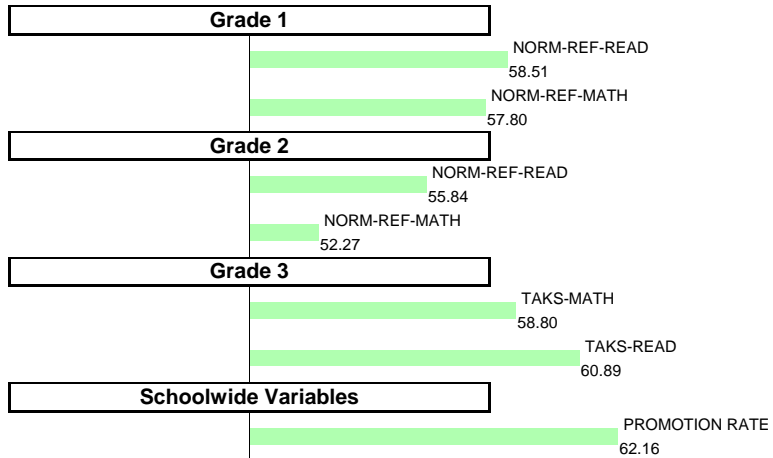


NOTES: The overall SEI is set to a mean of 50 and standard deviation of 5 each year. An SEI between 49 and 51 is considered within average. Individual grade and subject components (i.e., "TAKS-MATH") each have a mean of 50 and standard deviation of 10, and they are computed only if at least eight students are eligible.

2008-09 School Effectiveness Index (SEI) Analysis

111-JAMES B. BONHAM
NORTHEAST

Overall SEI: 56.81
AEIS Rating: Exemplary

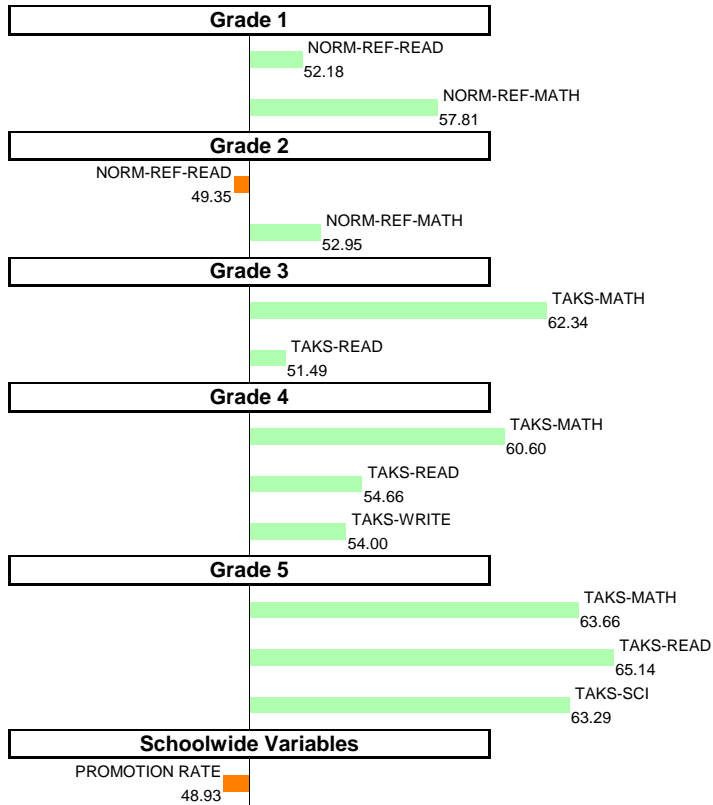


NOTES: The overall SEI is set to a mean of 50 and standard deviation of 5 each year. An SEI between 49 and 51 is considered within average. Individual grade and subject components (i.e., "TAKS-MATH") each have a mean of 50 and standard deviation of 10, and they are computed only if at least eight students are eligible.

2008-09 School Effectiveness Index (SEI) Analysis

125-CASA VIEW
NORTHEAST

Overall SEI: 56.57
AEIS Rating: Recognized

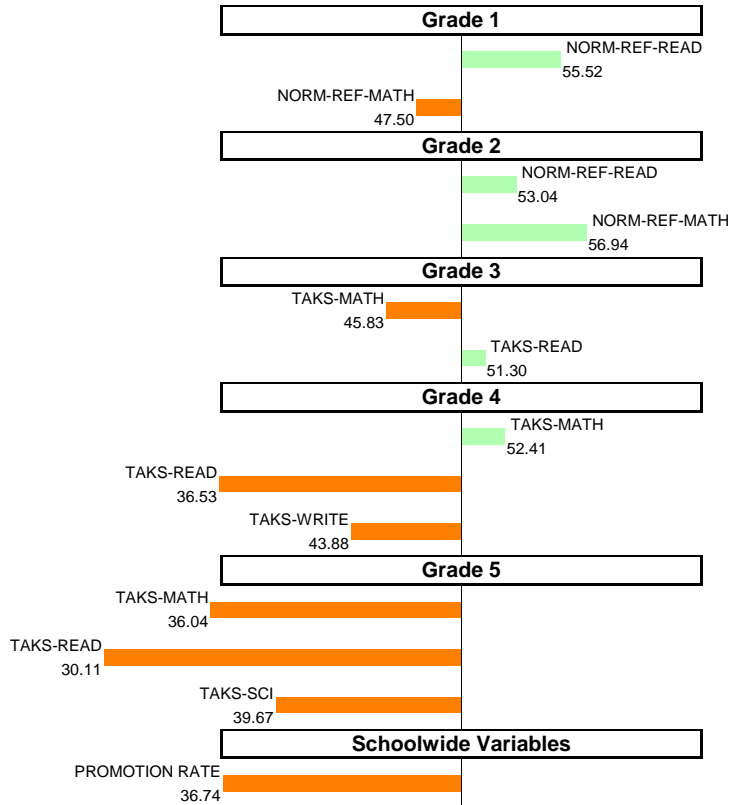


NOTES: The overall SEI is set to a mean of 50 and standard deviation of 5 each year. An SEI between 49 and 51 is considered within average. Individual grade and subject components (i.e., "TAKS-MATH") each have a mean of 50 and standard deviation of 10, and they are computed only if at least eight students are eligible.

2008-09 School Effectiveness Index (SEI) Analysis

129-S. S. CONNER
NORTHEAST

Overall SEI: 45.16
AEIS Rating: Academically Acceptable

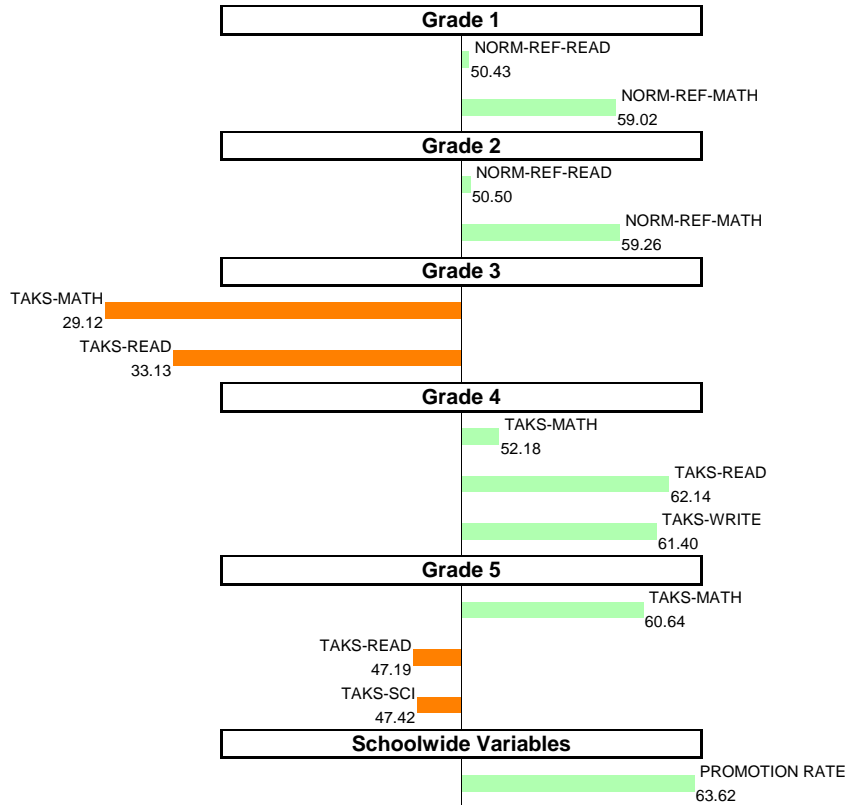


NOTES: The overall SEI is set to a mean of 50 and standard deviation of 5 each year. An SEI between 49 and 51 is considered within average. Individual grade and subject components (i.e., "TAKS-MATH") each have a mean of 50 and standard deviation of 10, and they are computed only if at least eight students are eligible.

2008-09 School Effectiveness Index (SEI) Analysis

131-IGNACIO ZARAGOZA
NORTHEAST

Overall SEI: 50.61
AEIS Rating: Recognized

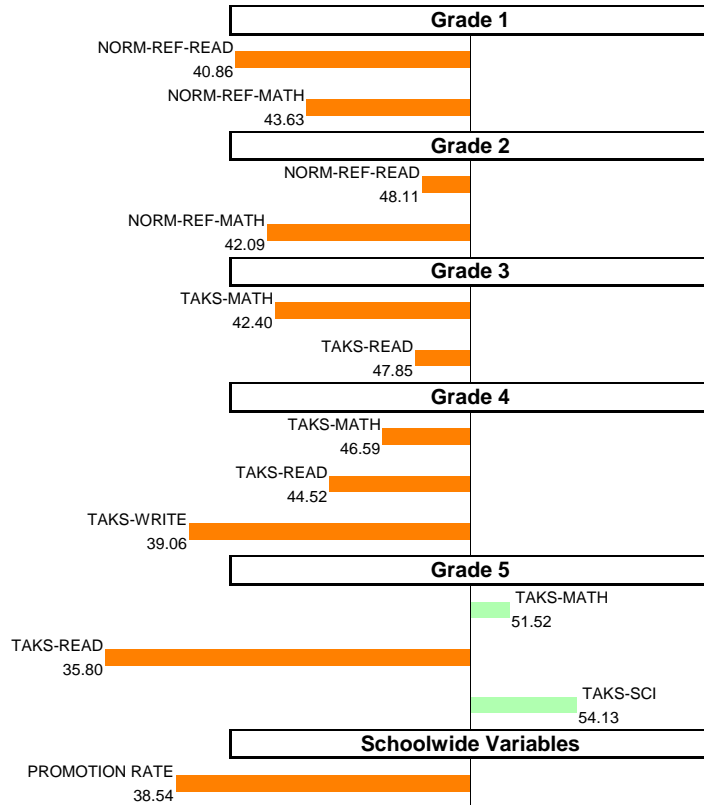


NOTES: The overall SEI is set to a mean of 50 and standard deviation of 5 each year. An SEI between 49 and 51 is considered within average. Individual grade and subject components (i.e., "TAKS-MATH") each have a mean of 50 and standard deviation of 10, and they are computed only if at least eight students are eligible.

2008-09 School Effectiveness Index (SEI) Analysis

**139-PAUL L. DUNBAR
NORTHEAST**

Overall SEI: 44.19
AEIS Rating: Recognized

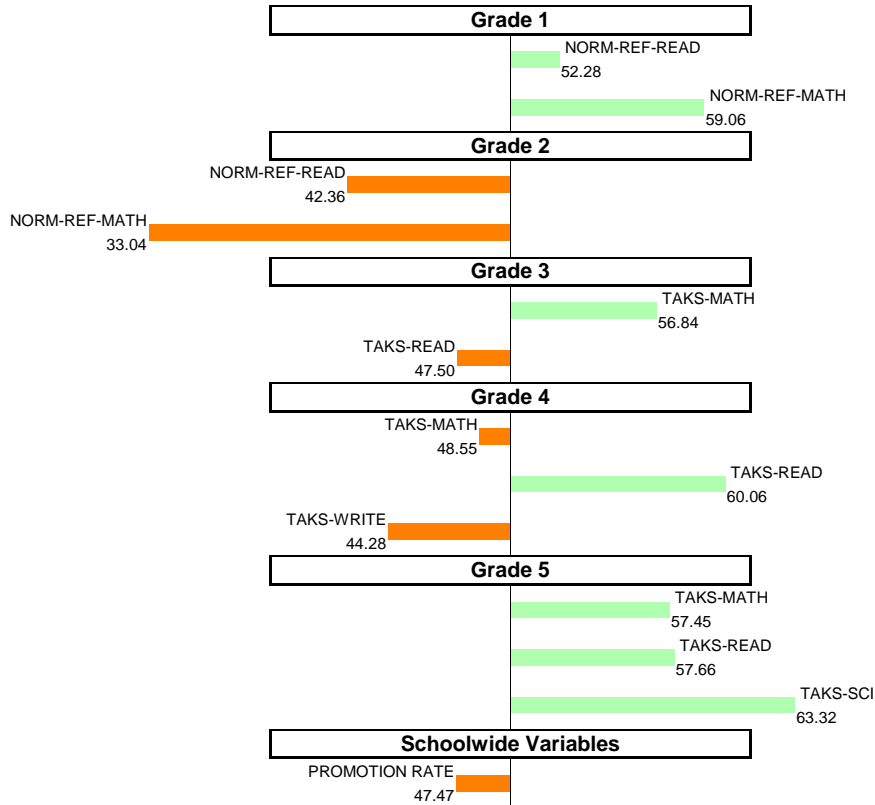


NOTES: The overall SEI is set to a mean of 50 and standard deviation of 5 each year. An SEI between 49 and 51 is considered within average. Individual grade and subject components (i.e., "TAKS-MATH") each have a mean of 50 and standard deviation of 10, and they are computed only if at least eight students are eligible.

2008-09 School Effectiveness Index (SEI) Analysis

141-JILL STONE
NORTHEAST

Overall SEI: 51.26
AEIS Rating: Recognized

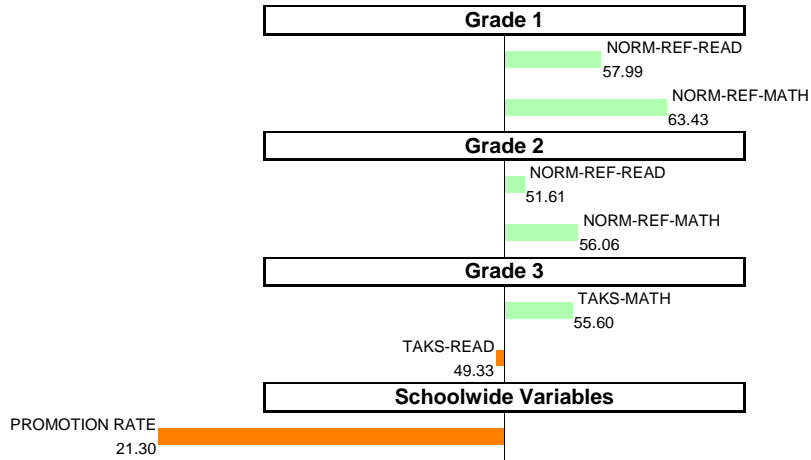


NOTES: The overall SEI is set to a mean of 50 and standard deviation of 5 each year. An SEI between 49 and 51 is considered within average. Individual grade and subject components (i.e., "TAKS-MATH") each have a mean of 50 and standard deviation of 10, and they are computed only if at least eight students are eligible.

2008-09 School Effectiveness Index (SEI) Analysis

143—JAMES W. FANNIN
NORTHEAST

Overall SEI: 54.36
AEIS Rating: Exemplary




NOTES: The overall SEI is set to a mean of 50 and standard deviation of 5 each year. An SEI between 49 and 51 is considered within average. Individual grade and subject components (i.e., "TAKS-MATH") each have a mean of 50 and standard deviation of 10, and they are computed only if at least eight students are eligible.

2008-09 School Effectiveness Index (SEI) Analysis

146–JULIA C. FRAZIER
NORTHEAST

Overall SEI: 43.29
AEIS Rating: Exemplary

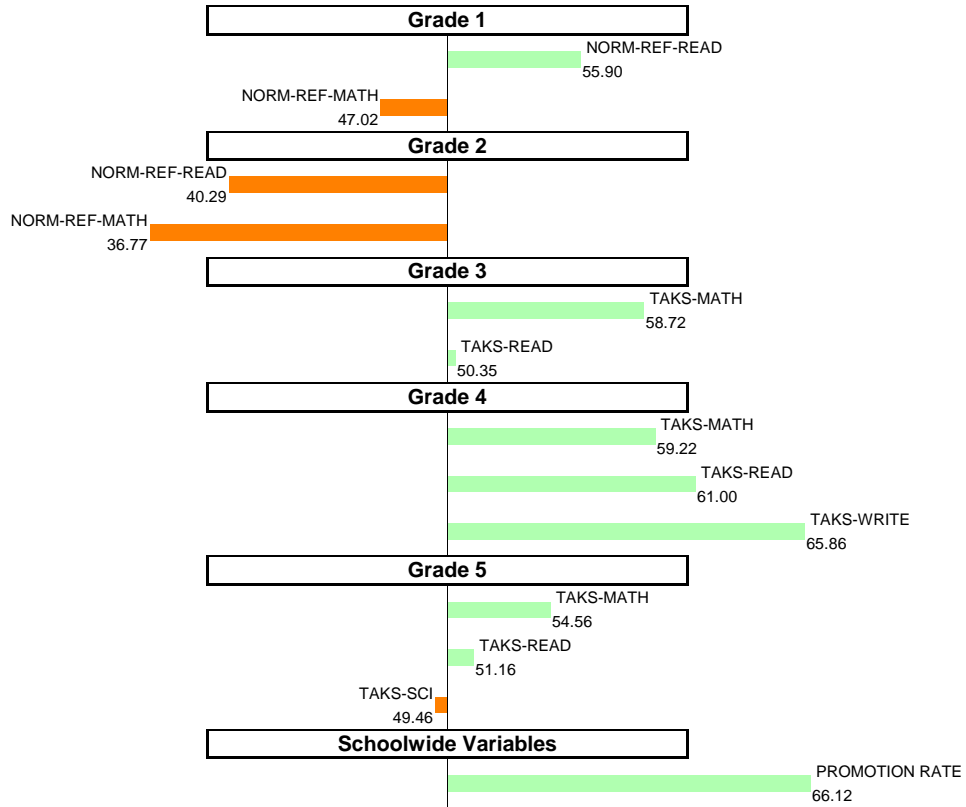


NOTES: The overall SEI is set to a mean of 50 and standard deviation of 5 each year. An SEI between 49 and 51 is considered within average. Individual grade and subject components (i.e., "TAKS-MATH") each have a mean of 50 and standard deviation of 10, and they are computed only if at least eight students are eligible.

2008-09 School Effectiveness Index (SEI) Analysis

**147-CHARLES A. GILL
NORTHEAST**

Overall SEI: 52.09
AEIS Rating: Recognized

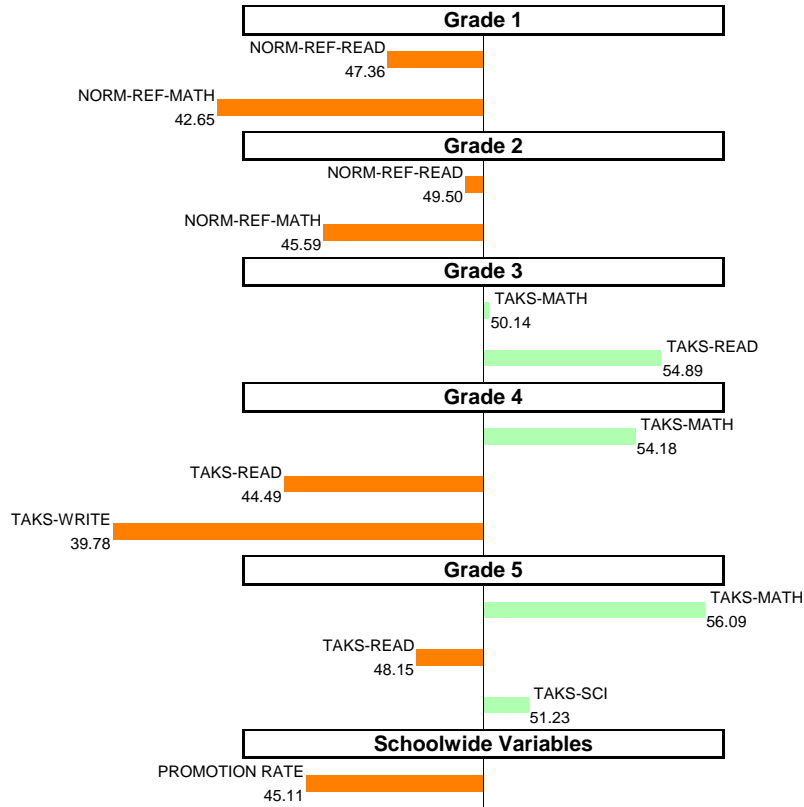


NOTES: The overall SEI is set to a mean of 50 and standard deviation of 5 each year. An SEI between 49 and 51 is considered within average. Individual grade and subject components (i.e., "TAKS-MATH") each have a mean of 50 and standard deviation of 10, and they are computed only if at least eight students are eligible.

2008-09 School Effectiveness Index (SEI) Analysis

153-VICTOR H. HEXTER
NORTHEAST

Overall SEI: 48.12
AEIS Rating: Exemplary

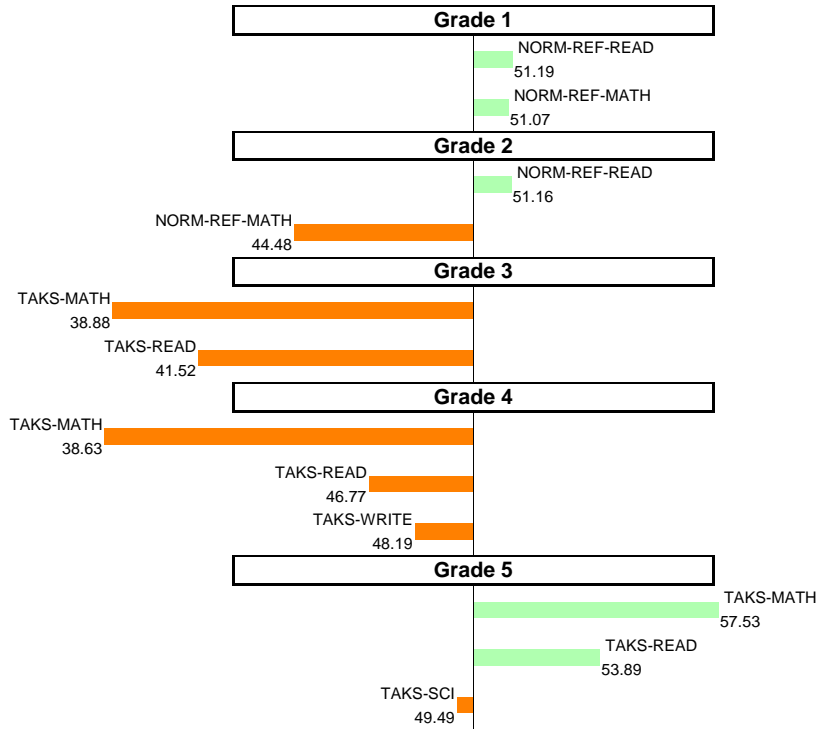


NOTES: The overall SEI is set to a mean of 50 and standard deviation of 5 each year. An SEI between 49 and 51 is considered within average. Individual grade and subject components (i.e., "TAKS-MATH") each have a mean of 50 and standard deviation of 10, and they are computed only if at least eight students are eligible.

2008-09 School Effectiveness Index (SEI) Analysis

154-LARRY SMITH
NORTHEAST

Overall SEI: 47.23
AEIS Rating: Academically Acceptable

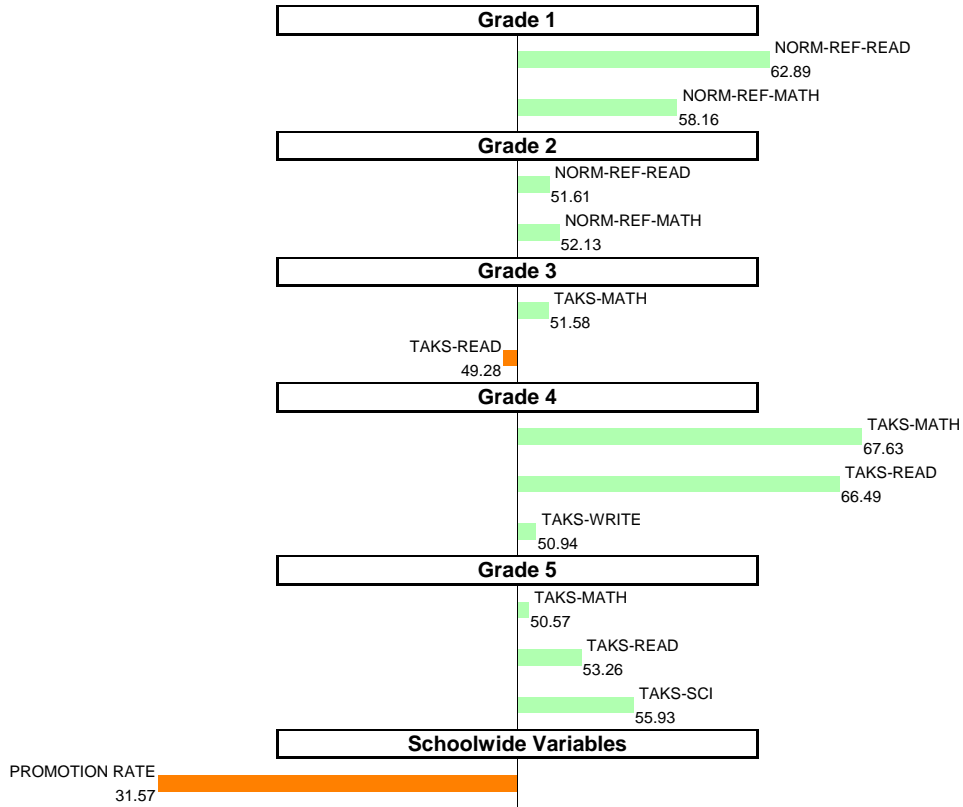


NOTES: The overall SEI is set to a mean of 50 and standard deviation of 5 each year. An SEI between 49 and 51 is considered within average. Individual grade and subject components (i.e., "TAKS-MATH") each have a mean of 50 and standard deviation of 10, and they are computed only if at least eight students are eligible.

2008-09 School Effectiveness Index (SEI) Analysis

155-C. A. TATUM JR.
NORTHEAST

Overall SEI: 55.01
AEIS Rating: Academically Acceptable

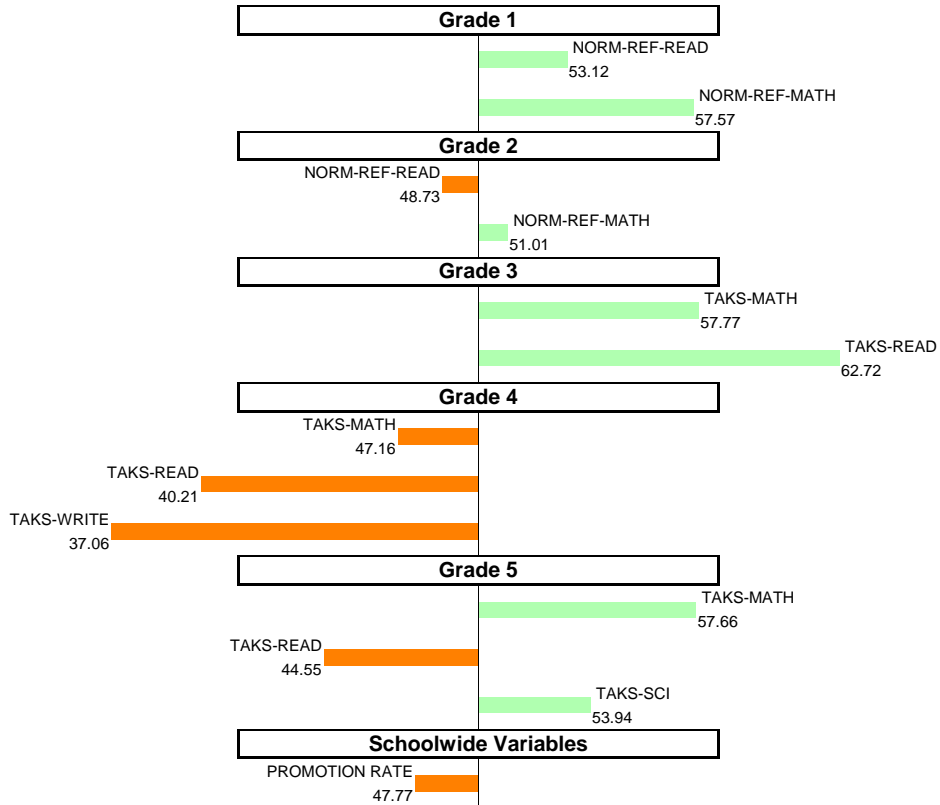


NOTES: The overall SEI is set to a mean of 50 and standard deviation of 5 each year. An SEI between 49 and 51 is considered within average. Individual grade and subject components (i.e., "TAKS-MATH") each have a mean of 50 and standard deviation of 10, and they are computed only if at least eight students are eligible.

2008-09 School Effectiveness Index (SEI) Analysis

**159-HOTCHKISS
NORTHEAST**

Overall SEI: 50.37
AEIS Rating: Recognized

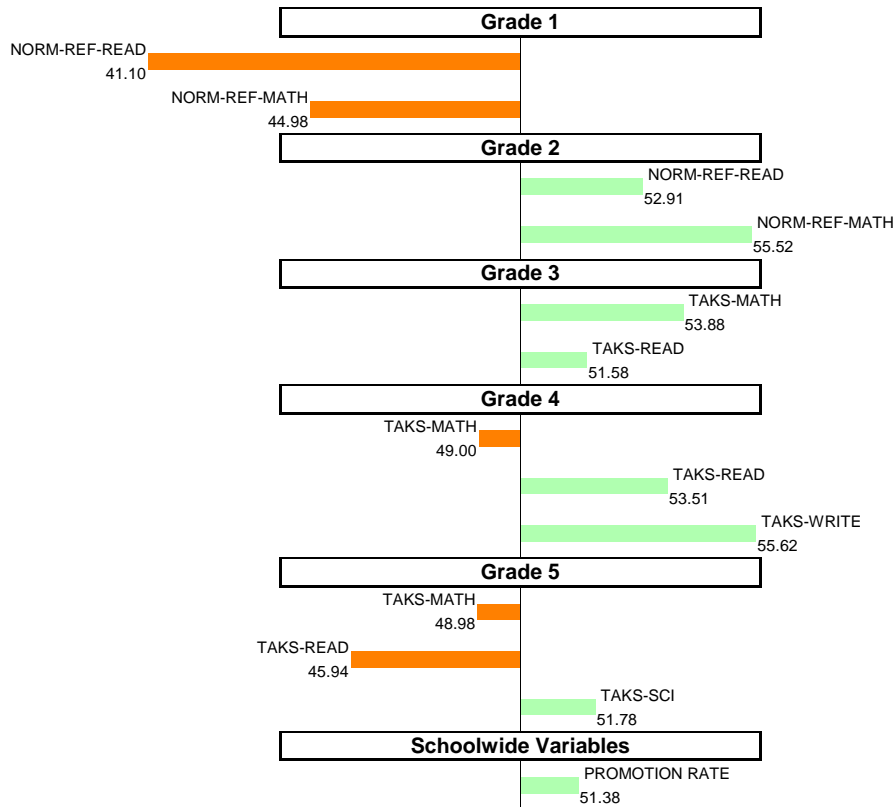


NOTES: The overall SEI is set to a mean of 50 and standard deviation of 5 each year. An SEI between 49 and 51 is considered within average. Individual grade and subject components (i.e., "TAKS-MATH") each have a mean of 50 and standard deviation of 10, and they are computed only if at least eight students are eligible.

2008-09 School Effectiveness Index (SEI) Analysis

162-STONEWALL JACKSON
NORTHEAST

Overall SEI: 49.87
AEIS Rating: Exemplary

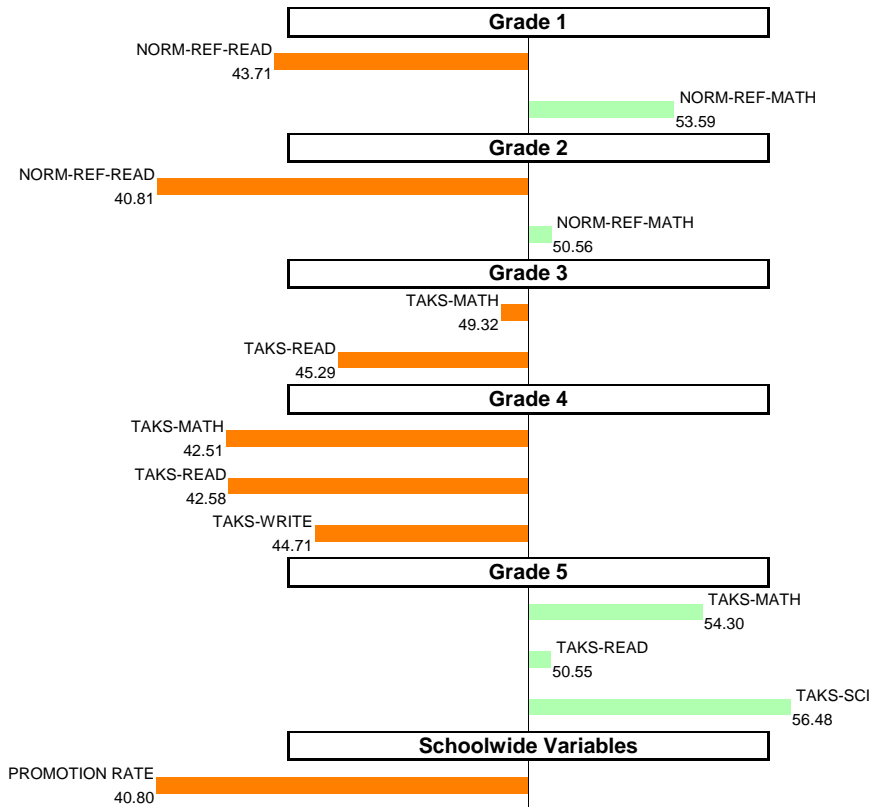


NOTES: The overall SEI is set to a mean of 50 and standard deviation of 5 each year. An SEI between 49 and 51 is considered within average. Individual grade and subject components (i.e., "TAKS-MATH") each have a mean of 50 and standard deviation of 10, and they are computed only if at least eight students are eligible.

2008-09 School Effectiveness Index (SEI) Analysis

166-EDWIN J. KIEST
NORTHEAST

Overall SEI: 47.29
AEIS Rating: Recognized

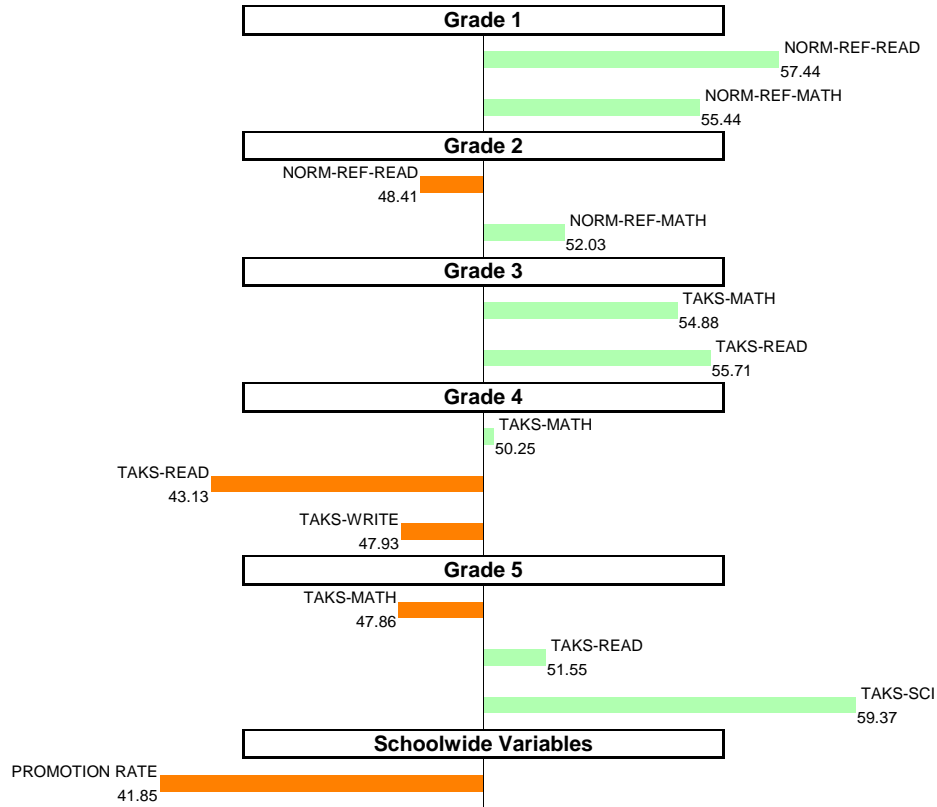


NOTES: The overall SEI is set to a mean of 50 and standard deviation of 5 each year. An SEI between 49 and 51 is considered within average. Individual grade and subject components (i.e., "TAKS-MATH") each have a mean of 50 and standard deviation of 10, and they are computed only if at least eight students are eligible.

2008-09 School Effectiveness Index (SEI) Analysis

**171-LAKEWOOD
NORTHEAST**

Overall SEI: 51.33
AEIS Rating: Exemplary

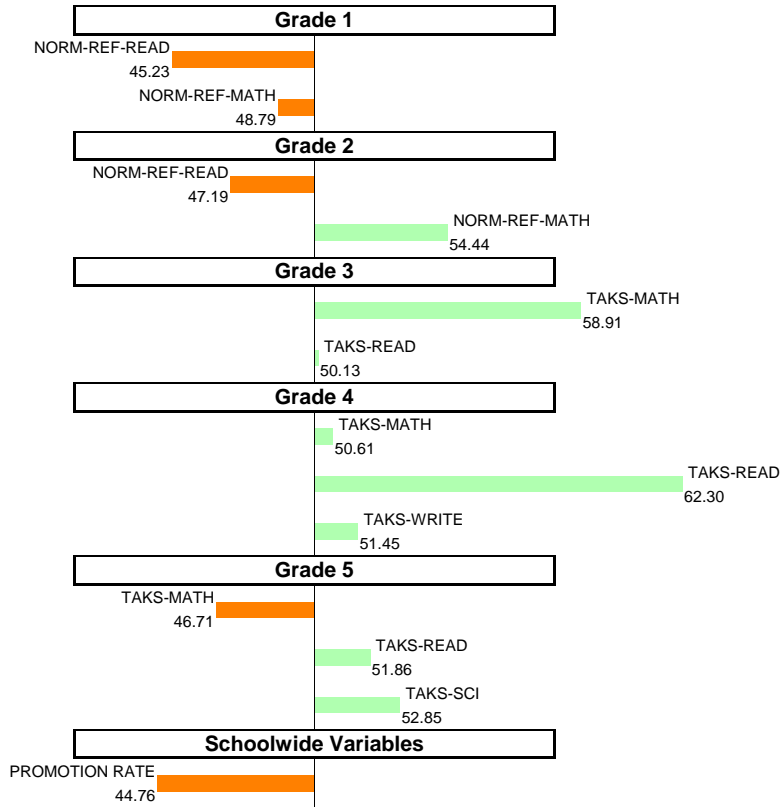


NOTES: The overall SEI is set to a mean of 50 and standard deviation of 5 each year. An SEI between 49 and 51 is considered within average. Individual grade and subject components (i.e., "TAKS-MATH") each have a mean of 50 and standard deviation of 10, and they are computed only if at least eight students are eligible.

2008-09 School Effectiveness Index (SEI) Analysis

**174-ROBERT E. LEE
NORTHEAST**

Overall SEI: 51.08
AEIS Rating: Recognized

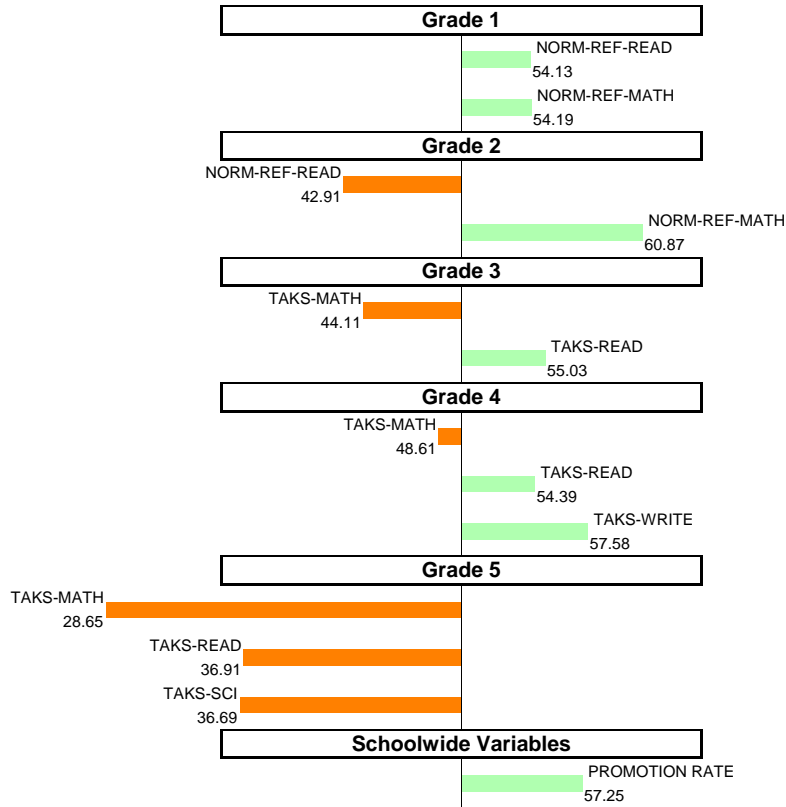


NOTES: The overall SEI is set to a mean of 50 and standard deviation of 5 each year. An SEI between 49 and 51 is considered within average. Individual grade and subject components (i.e., "TAKS-MATH") each have a mean of 50 and standard deviation of 10, and they are computed only if at least eight students are eligible.

2008-09 School Effectiveness Index (SEI) Analysis

176-JACK LOWE SR.
NORTHEAST

Overall SEI: 47.43
AEIS Rating: Academically Unacceptable

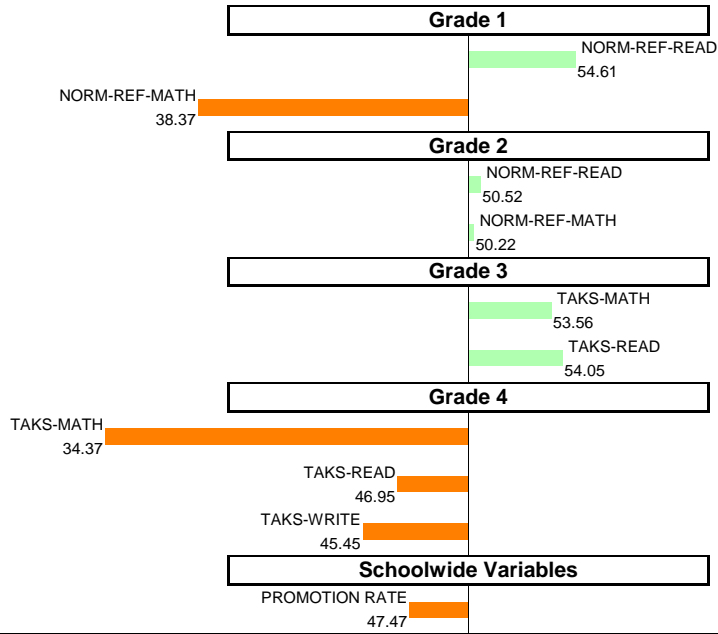


NOTES: The overall SEI is set to a mean of 50 and standard deviation of 5 each year. An SEI between 49 and 51 is considered within average. Individual grade and subject components (i.e., "TAKS-MATH") each have a mean of 50 and standard deviation of 10, and they are computed only if at least eight students are eligible.

2008-09 School Effectiveness Index (SEI) Analysis

**177-WILLIAM LIPSCOMB
NORTHEAST**

Overall SEI: 47.06
AEIS Rating: Exemplary

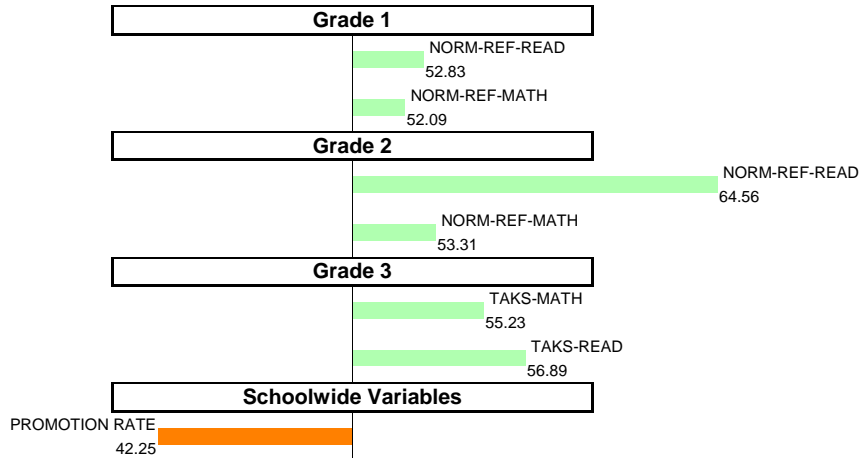


NOTES: The overall SEI is set to a mean of 50 and standard deviation of 5 each year. An SEI between 49 and 51 is considered within average. Individual grade and subject components (i.e., "TAKS-MATH") each have a mean of 50 and standard deviation of 10, and they are computed only if at least eight students are eligible.

2008-09 School Effectiveness Index (SEI) Analysis

188-MOUNT AUBURN
NORTHEAST

Overall SEI: 54.93
AEIS Rating: Exemplary

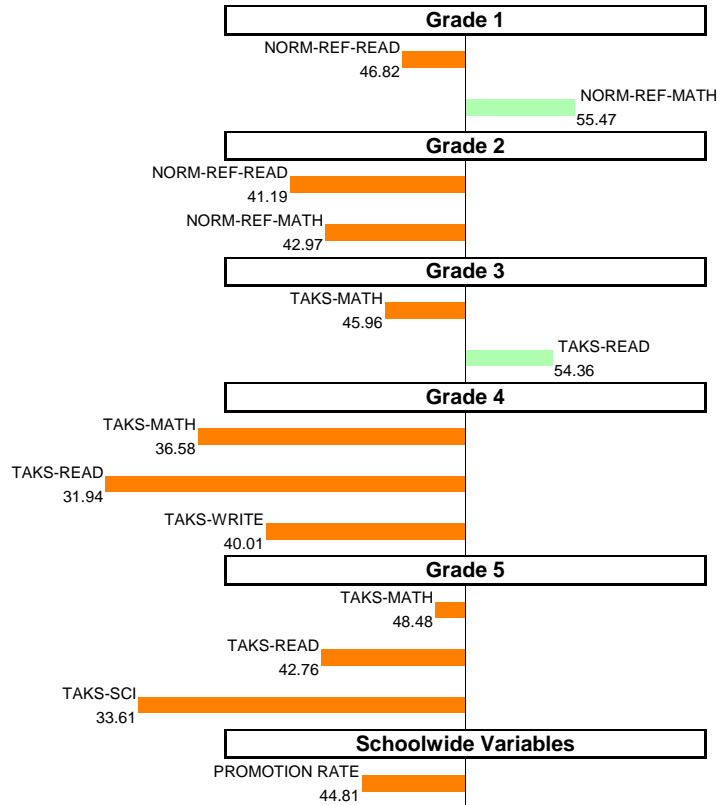


NOTES: The overall SEI is set to a mean of 50 and standard deviation of 5 each year. An SEI between 49 and 51 is considered within average. Individual grade and subject components (i.e., "TAKS-MATH") each have a mean of 50 and standard deviation of 10, and they are computed only if at least eight students are eligible.

2008-09 School Effectiveness Index (SEI) Analysis

196-J. W. RAY
NORTHEAST

Overall SEI: 42.92
AEIS Rating: Recognized

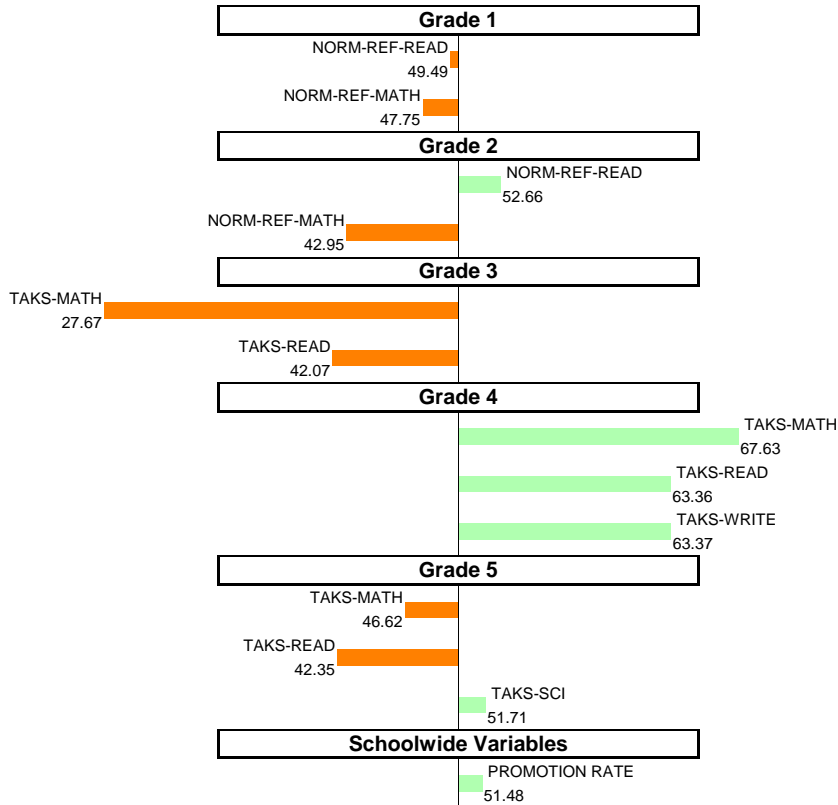


NOTES: The overall SEI is set to a mean of 50 and standard deviation of 5 each year. An SEI between 49 and 51 is considered within average. Individual grade and subject components (i.e., "TAKS-MATH") each have a mean of 50 and standard deviation of 10, and they are computed only if at least eight students are eligible.

2008-09 School Effectiveness Index (SEI) Analysis

**198-MARTHA TURNER REILLY
NORTHEAST**

Overall SEI: 49.28
AEIS Rating: Recognized

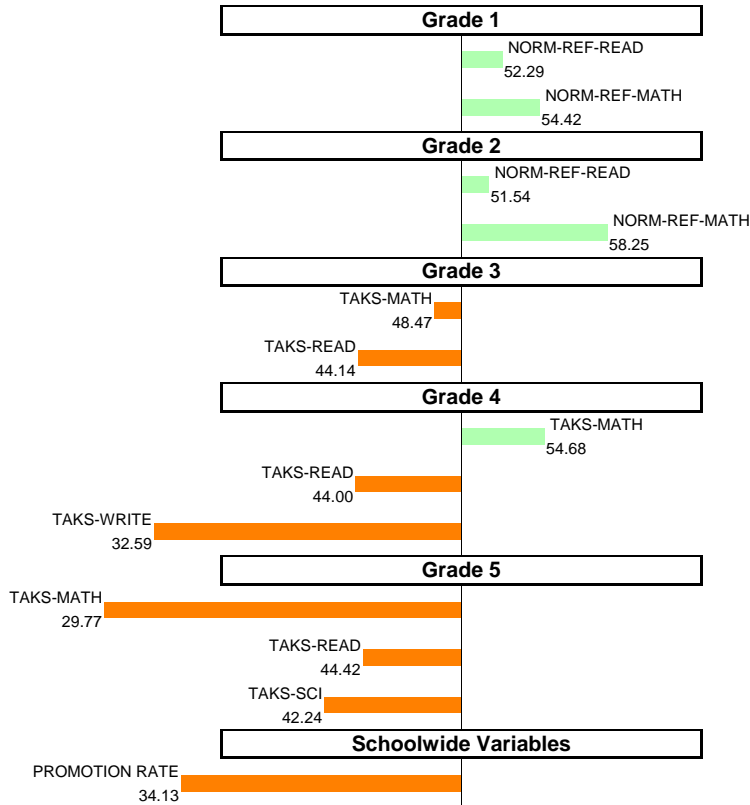


NOTES: The overall SEI is set to a mean of 50 and standard deviation of 5 each year. An SEI between 49 and 51 is considered within average. Individual grade and subject components (i.e., "TAKS-MATH") each have a mean of 50 and standard deviation of 10, and they are computed only if at least eight students are eligible.

2008-09 School Effectiveness Index (SEI) Analysis

**199-REINHARDT
NORTHEAST**

Overall SEI: 45.79
AEIS Rating: Recognized

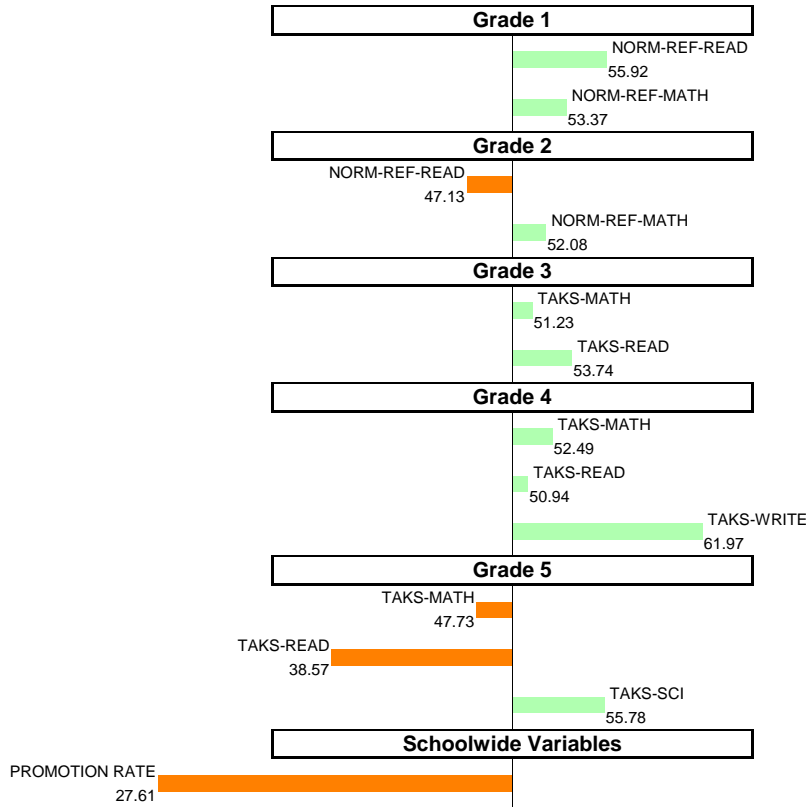


NOTES: The overall SEI is set to a mean of 50 and standard deviation of 5 each year. An SEI between 49 and 51 is considered within average. Individual grade and subject components (i.e., "TAKS-MATH") each have a mean of 50 and standard deviation of 10, and they are computed only if at least eight students are eligible.

2008-09 School Effectiveness Index (SEI) Analysis

202-ORAN M. ROBERTS
NORTHEAST

Overall SEI: 50.94
AEIS Rating: Exemplary

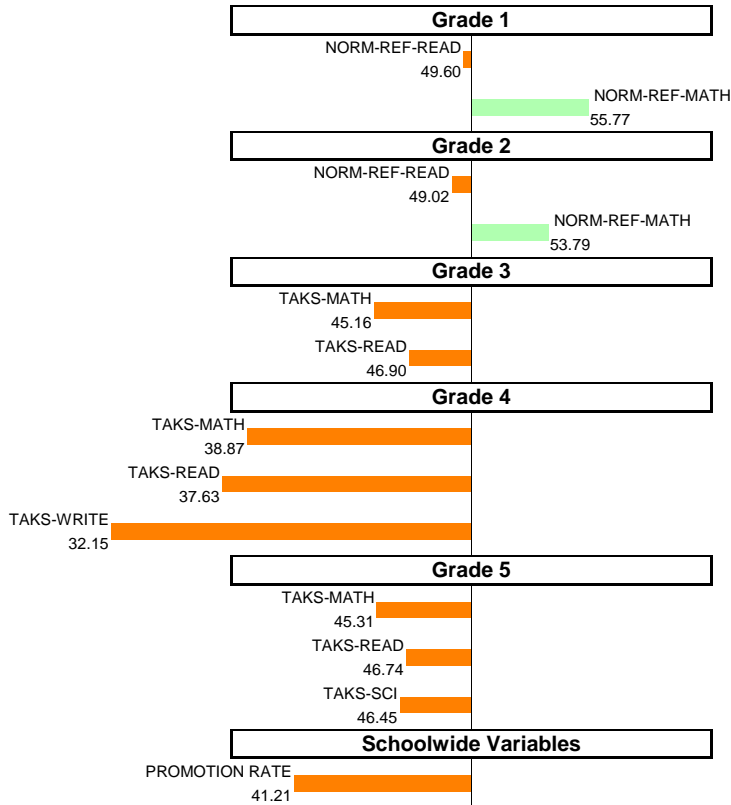


NOTES: The overall SEI is set to a mean of 50 and standard deviation of 5 each year. An SEI between 49 and 51 is considered within average. Individual grade and subject components (i.e., "TAKS-MATH") each have a mean of 50 and standard deviation of 10, and they are computed only if at least eight students are eligible.

2008-09 School Effectiveness Index (SEI) Analysis

203-DAN D. ROGERS
NORTHEAST

Overall SEI: 45.1
AEIS Rating: Academically Acceptable

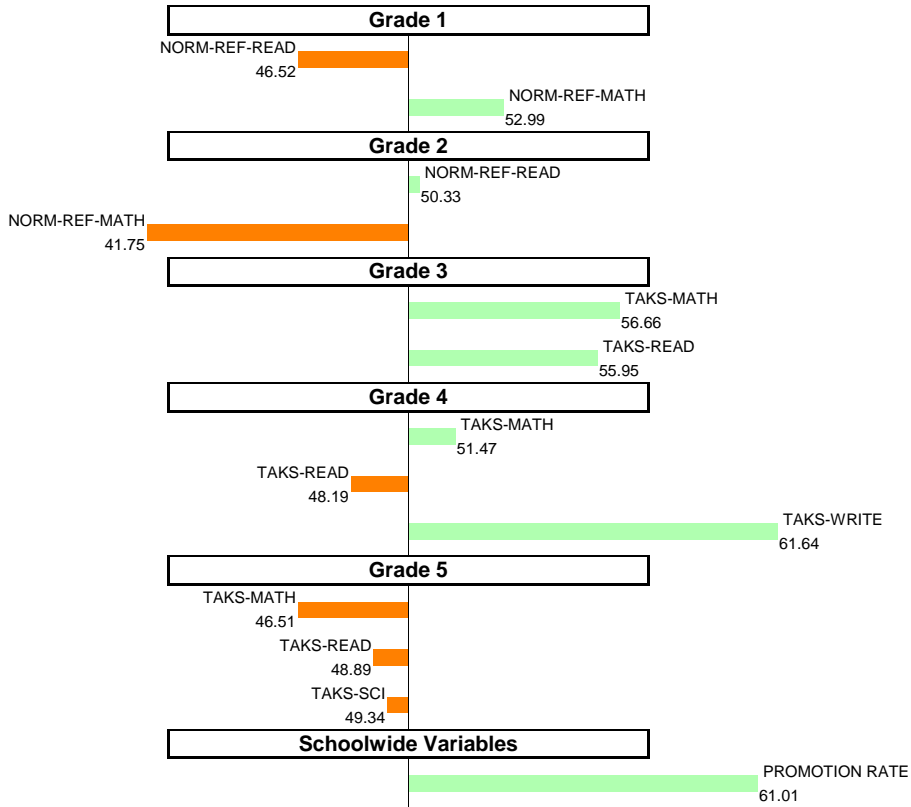


NOTES: The overall SEI is set to a mean of 50 and standard deviation of 5 each year. An SEI between 49 and 51 is considered within average. Individual grade and subject components (i.e., "TAKS-MATH") each have a mean of 50 and standard deviation of 10, and they are computed only if at least eight students are eligible.

2008-09 School Effectiveness Index (SEI) Analysis

206-ALEX SANGER
NORTHEAST

Overall SEI: 50.41
AEIS Rating: Recognized

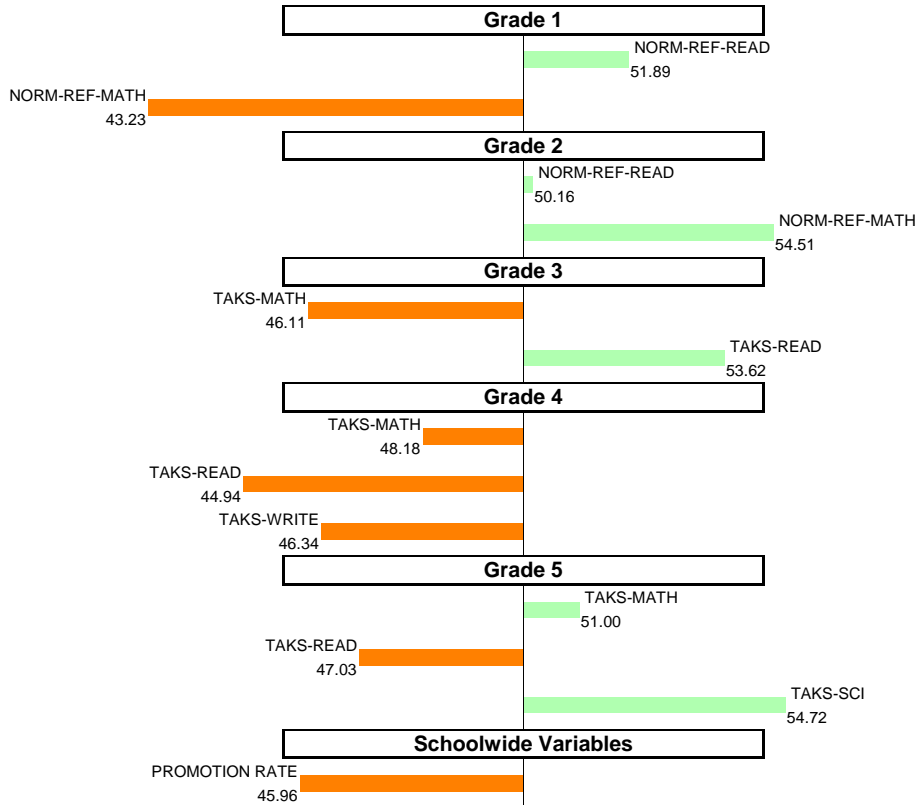


NOTES: The overall SEI is set to a mean of 50 and standard deviation of 5 each year. An SEI between 49 and 51 is considered within average. Individual grade and subject components (i.e., "TAKS-MATH") each have a mean of 50 and standard deviation of 10, and they are computed only if at least eight students are eligible.

2008-09 School Effectiveness Index (SEI) Analysis

209-ASCHER SILBERSTEIN
NORTHEAST

Overall SEI: 48.75
AEIS Rating: Recognized

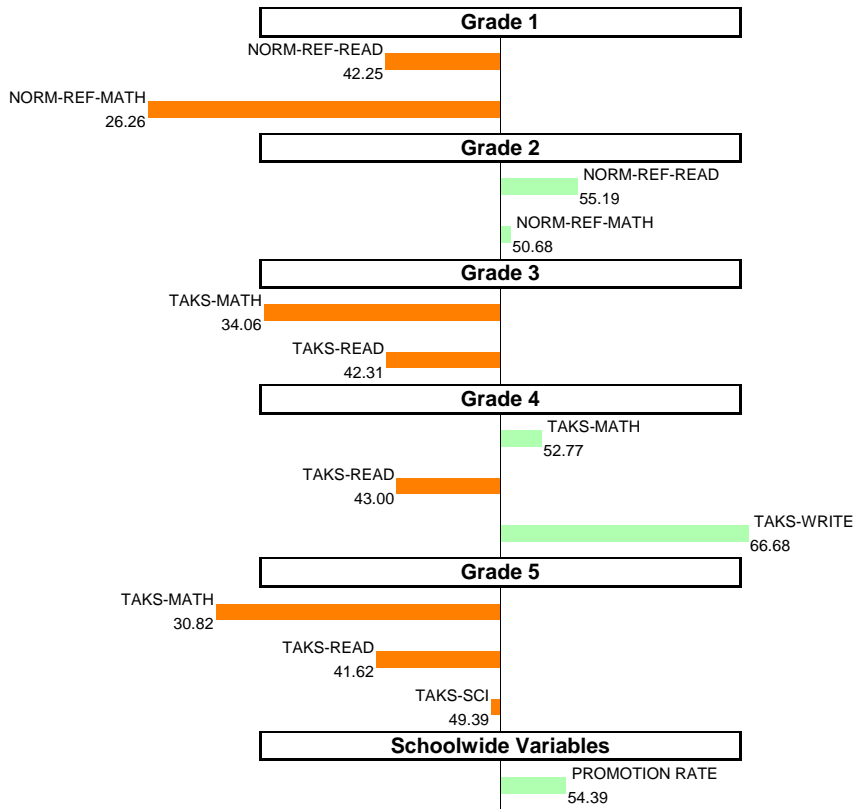


NOTES: The overall SEI is set to a mean of 50 and standard deviation of 5 each year. An SEI between 49 and 51 is considered within average. Individual grade and subject components (i.e., "TAKS-MATH") each have a mean of 50 and standard deviation of 10, and they are computed only if at least eight students are eligible.

2008-09 School Effectiveness Index (SEI) Analysis

**218-GEORGE W. TRUETT
NORTHEAST**

Overall SEI: 44.22
AEIS Rating: Academically Acceptable

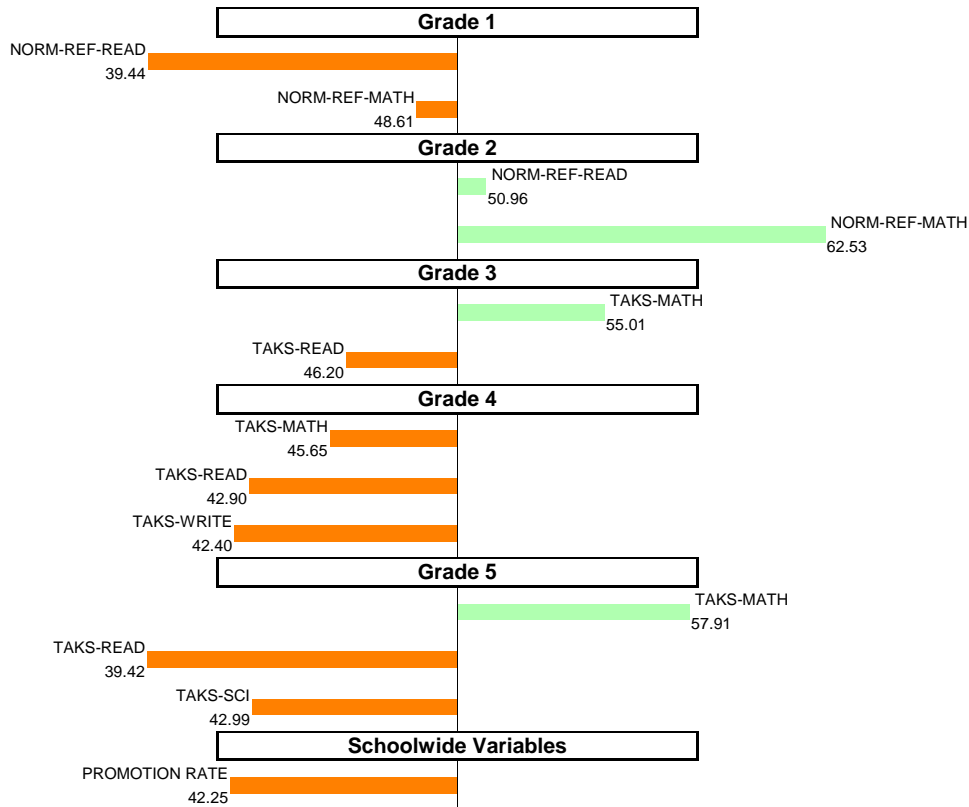


NOTES: The overall SEI is set to a mean of 50 and standard deviation of 5 each year. An SEI between 49 and 51 is considered within average. Individual grade and subject components (i.e., "TAKS-MATH") each have a mean of 50 and standard deviation of 10, and they are computed only if at least eight students are eligible.

2008-09 School Effectiveness Index (SEI) Analysis

**222-URBAN PARK
NORTHEAST**

Overall SEI: 47.27
AEIS Rating: Recognized

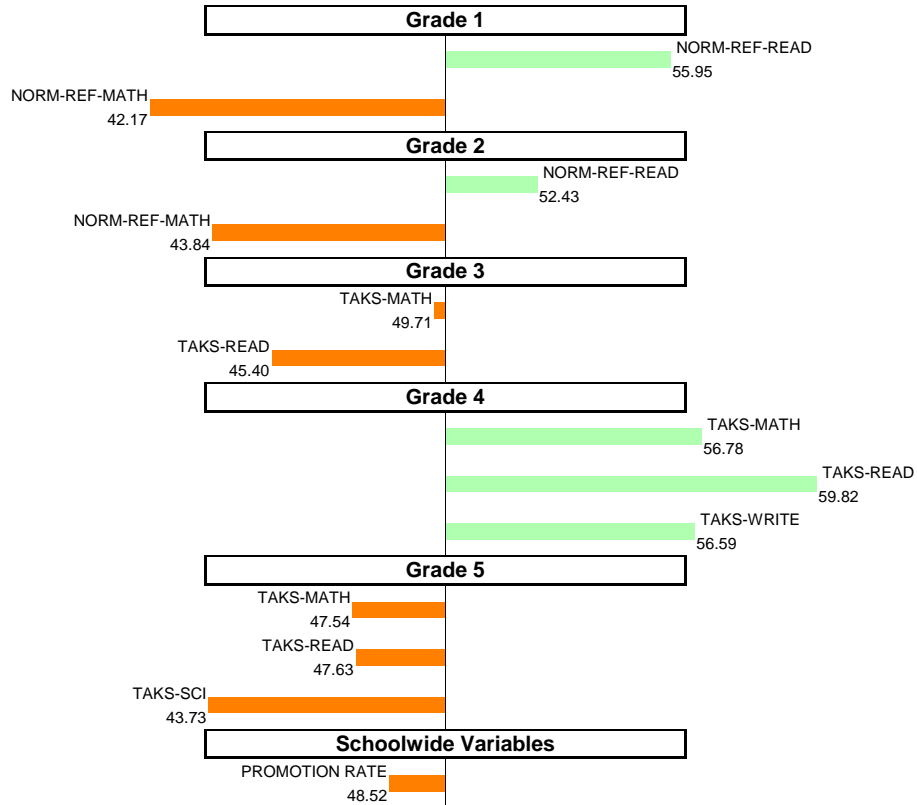


NOTES: The overall SEI is set to a mean of 50 and standard deviation of 5 each year. An SEI between 49 and 51 is considered within average. Individual grade and subject components (i.e., "TAKS-MATH") each have a mean of 50 and standard deviation of 10, and they are computed only if at least eight students are eligible.

2008-09 School Effectiveness Index (SEI) Analysis

**232-EDNA ROWE
NORTHEAST**

Overall SEI: 49.58
AEIS Rating: Academically Acceptable

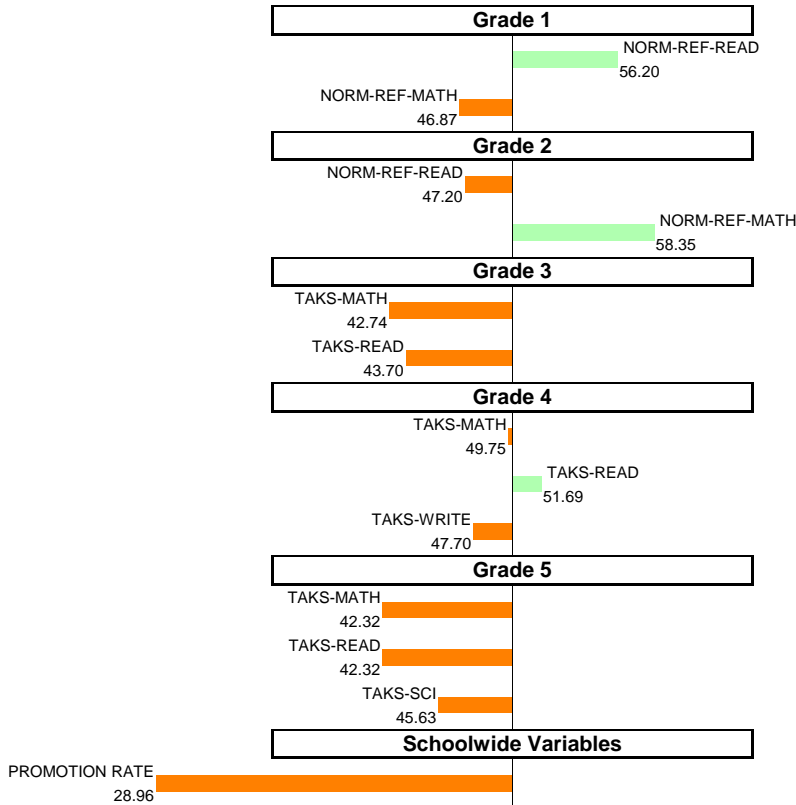


NOTES: The overall SEI is set to a mean of 50 and standard deviation of 5 each year. An SEI between 49 and 51 is considered within average. Individual grade and subject components (i.e., "TAKS-MATH") each have a mean of 50 and standard deviation of 10, and they are computed only if at least eight students are eligible.

2008-09 School Effectiveness Index (SEI) Analysis

240-FRANK GUZICK
NORTHEAST

Overall SEI: 47.17
AEIS Rating: Academically Acceptable

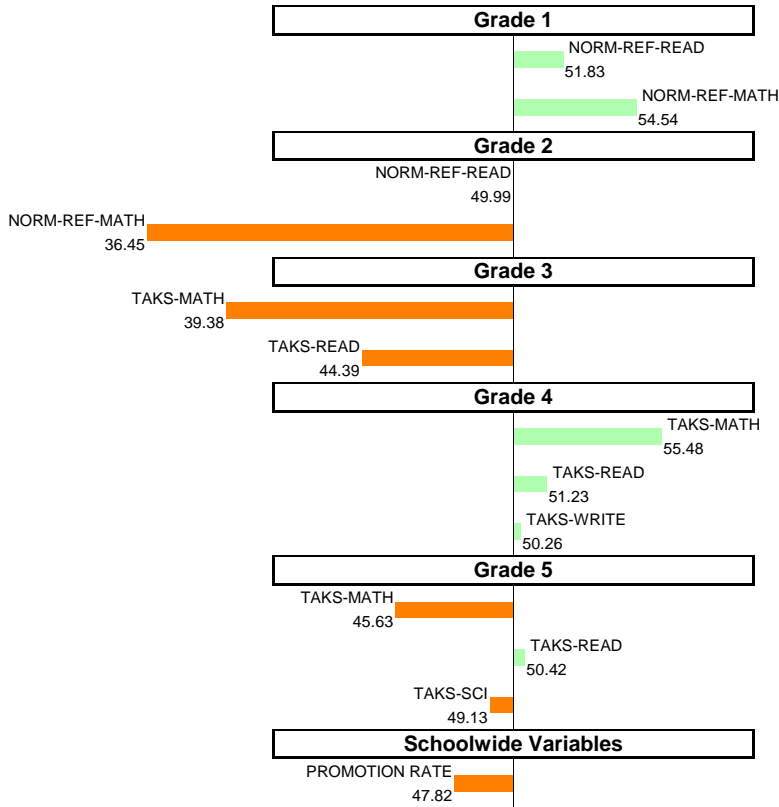


NOTES: The overall SEI is set to a mean of 50 and standard deviation of 5 each year. An SEI between 49 and 51 is considered within average. Individual grade and subject components (i.e., "TAKS-MATH") each have a mean of 50 and standard deviation of 10, and they are computed only if at least eight students are eligible.

2008-09 School Effectiveness Index (SEI) Analysis

268-JOHN F. KENNEDY
NORTHEAST

Overall SEI: 47.71
AEIS Rating: Recognized

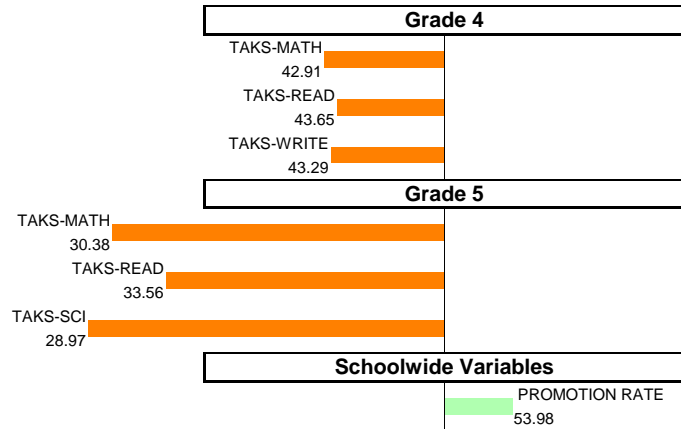


NOTES: The overall SEI is set to a mean of 50 and standard deviation of 5 each year. An SEI between 49 and 51 is considered within average. Individual grade and subject components (i.e., "TAKS-MATH") each have a mean of 50 and standard deviation of 10, and they are computed only if at least eight students are eligible.

2008-09 School Effectiveness Index (SEI) Analysis

270-EDUARDO MATA
NORTHEAST

Overall SEI: 37.11
AEIS Rating: Academically Acceptable

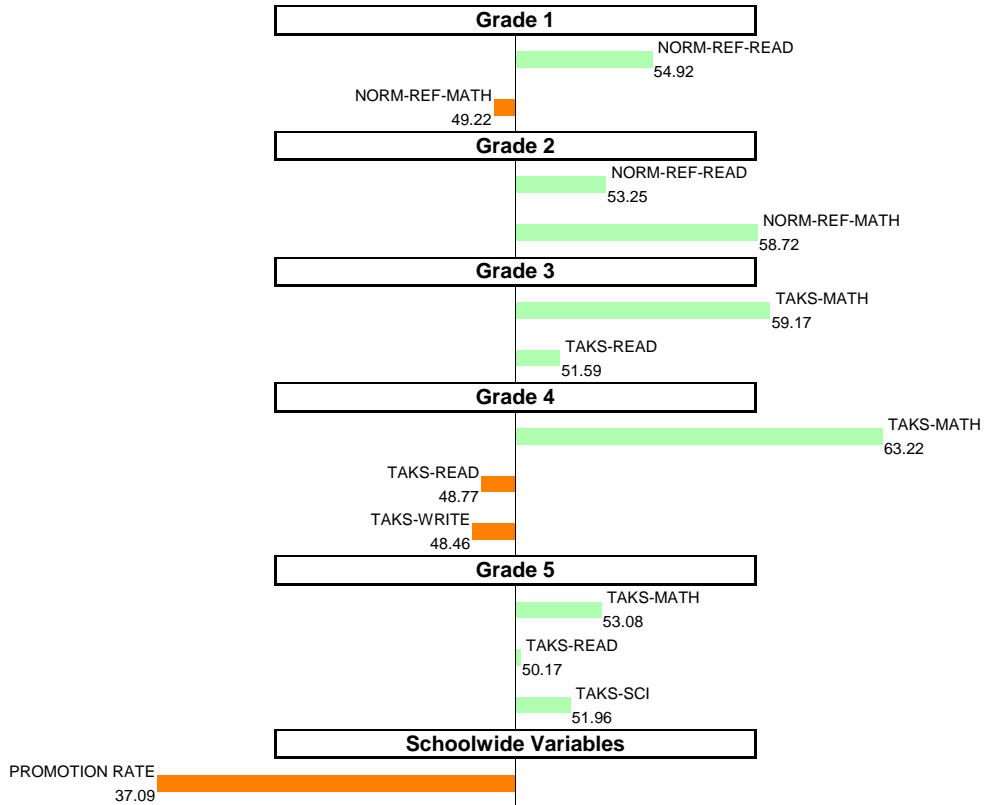


NOTES: The overall SEI is set to a mean of 50 and standard deviation of 5 each year. An SEI between 49 and 51 is considered within average. Individual grade and subject components (i.e., "TAKS-MATH") each have a mean of 50 and standard deviation of 10, and they are computed only if at least eight students are eligible.

2008-09 School Effectiveness Index (SEI) Analysis

**281-CESAR CHAVEZ
NORTHEAST**

Overall SEI: 52.79
AEIS Rating: Recognized

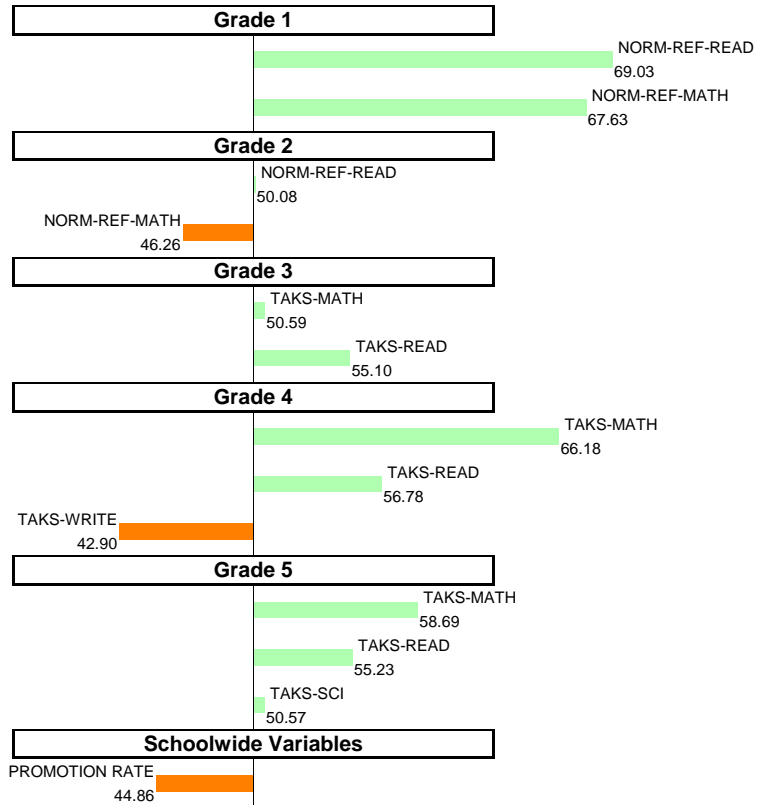


NOTES: The overall SEI is set to a mean of 50 and standard deviation of 5 each year. An SEI between 49 and 51 is considered within average. Individual grade and subject components (i.e., "TAKS-MATH") each have a mean of 50 and standard deviation of 10, and they are computed only if at least eight students are eligible.

2008-09 School Effectiveness Index (SEI) Analysis

284-HIGHLAND MEADOWS
NORTHEAST

Overall SEI: 55.02
AEIS Rating: Recognized

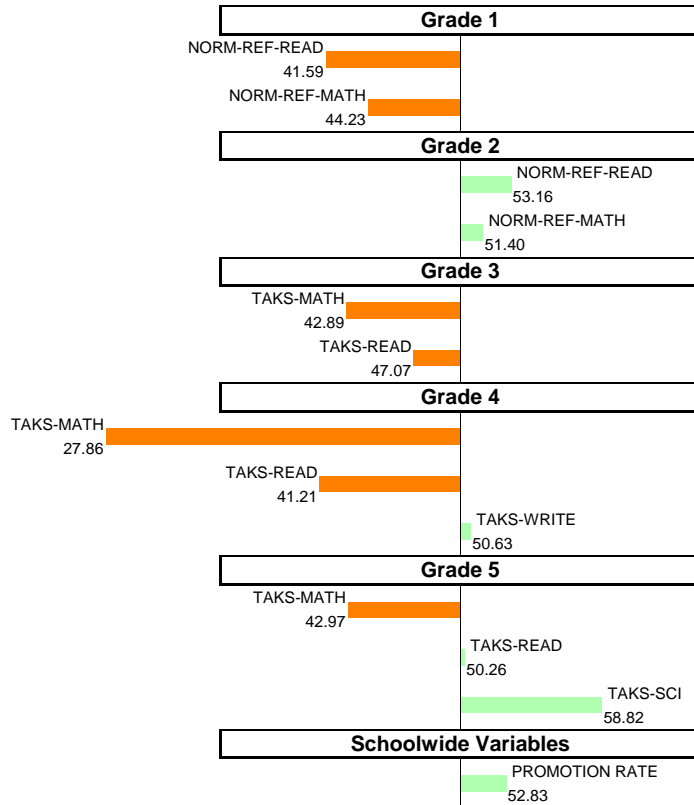


NOTES: The overall SEI is set to a mean of 50 and standard deviation of 5 each year. An SEI between 49 and 51 is considered within average. Individual grade and subject components (i.e., "TAKS-MATH") each have a mean of 50 and standard deviation of 10, and they are computed only if at least eight students are eligible.

2008-09 School Effectiveness Index (SEI) Analysis

286-LEE A. MCSHAN JR.
NORTHEAST

Overall SEI: 45.59
AEIS Rating: Recognized



NOTES: The overall SEI is set to a mean of 50 and standard deviation of 5 each year. An SEI between 49 and 51 is considered within average. Individual grade and subject components (i.e., "TAKS-MATH") each have a mean of 50 and standard deviation of 10, and they are computed only if at least eight students are eligible.