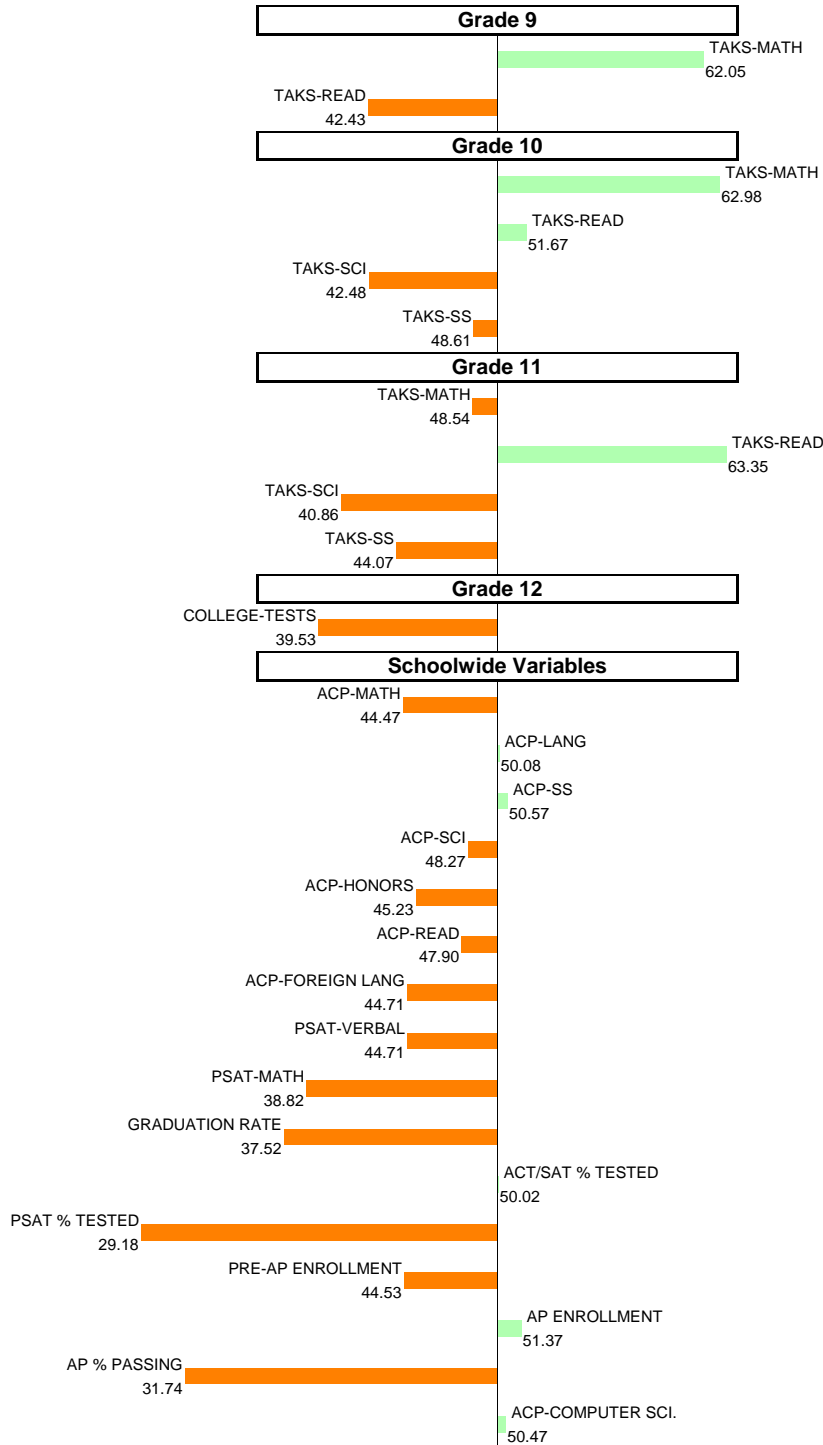


2008-09 School Effectiveness Index (SEI) Analysis

**1-BRYAN ADAMS
EAST**

Overall SEI: 47.86
AEIS Rating: Academically Unacceptable

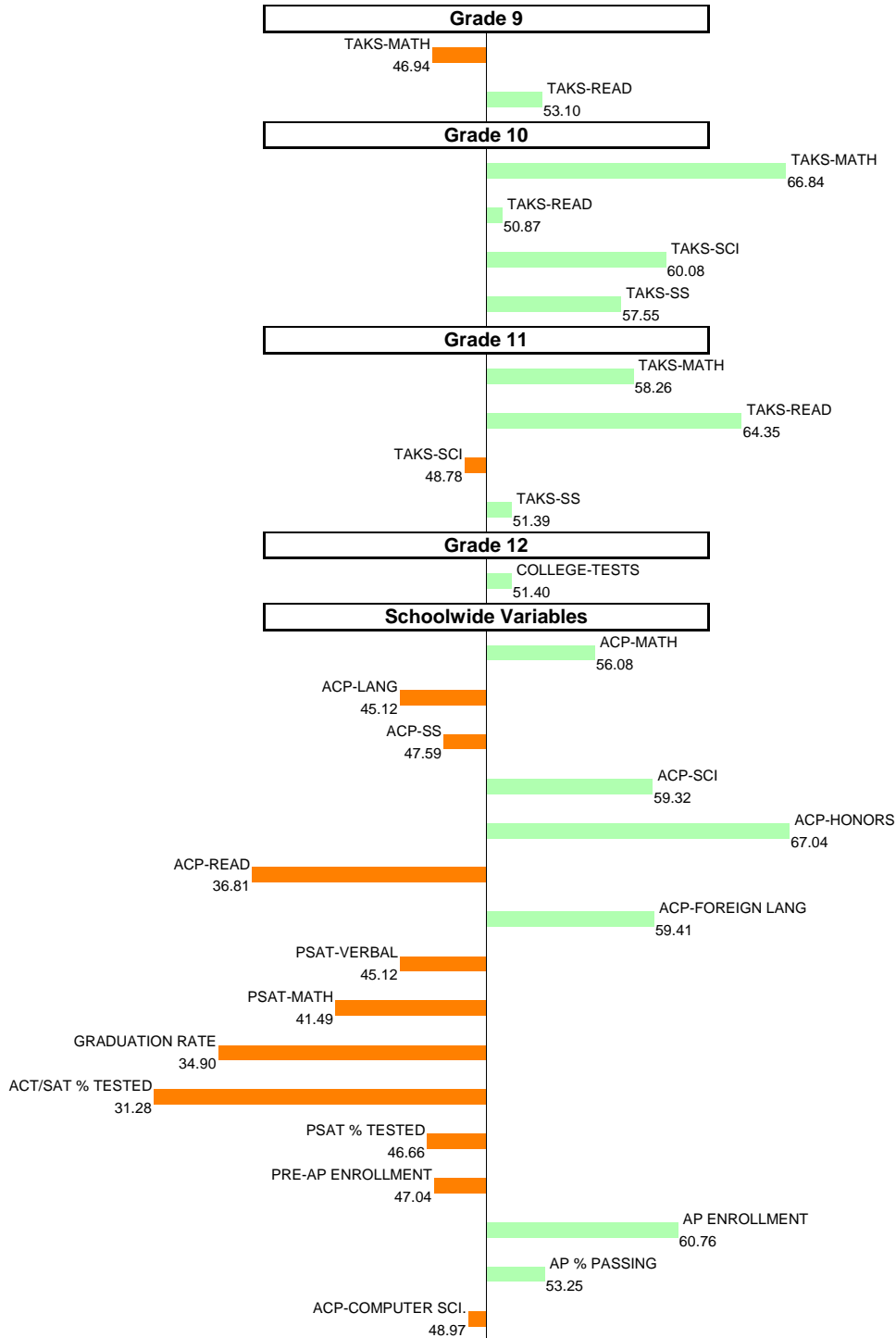


NOTES: The overall SEI is set to a mean of 50 and standard deviation of 5 each year. An SEI between 49 and 51 is considered within average. Individual grade and subject components (i.e., "TAKS-MATH") each have a mean of 50 and standard deviation of 10, and they are computed only if at least eight students are eligible.

2008-09 School Effectiveness Index (SEI) Analysis

**9-LINCOLN
EAST**

Overall SEI: 51.68
AEIS Rating: Academically Acceptable

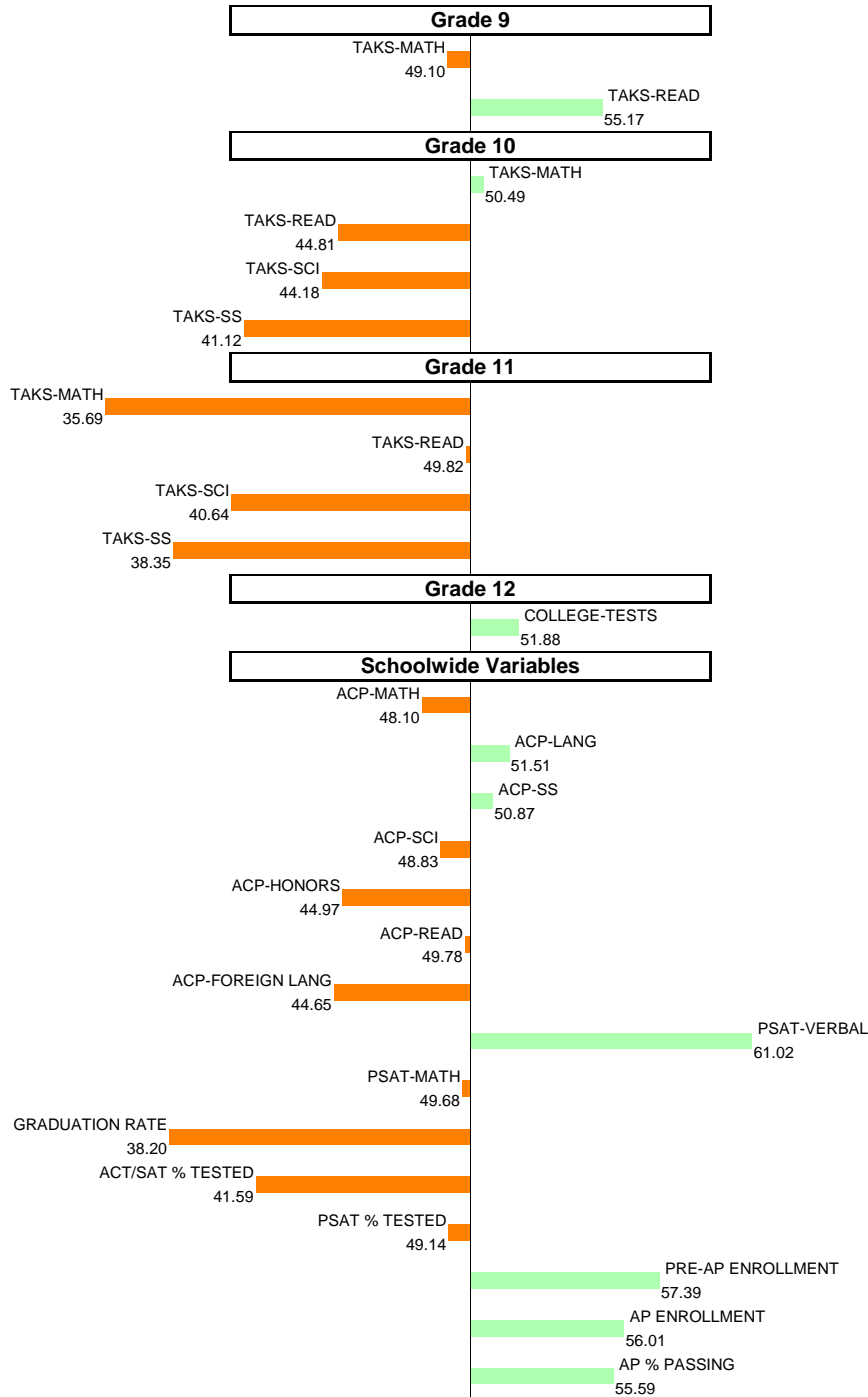


NOTES: The overall SEI is set to a mean of 50 and standard deviation of 5 each year. An SEI between 49 and 51 is considered within average. Individual grade and subject components (i.e., "TAKS-MATH") each have a mean of 50 and standard deviation of 10, and they are computed only if at least eight students are eligible.

2008-09 School Effectiveness Index (SEI) Analysis

**22-WOODROW WILSON
EAST**

Overall SEI: 46.53
AEIS Rating: Academically Acceptable



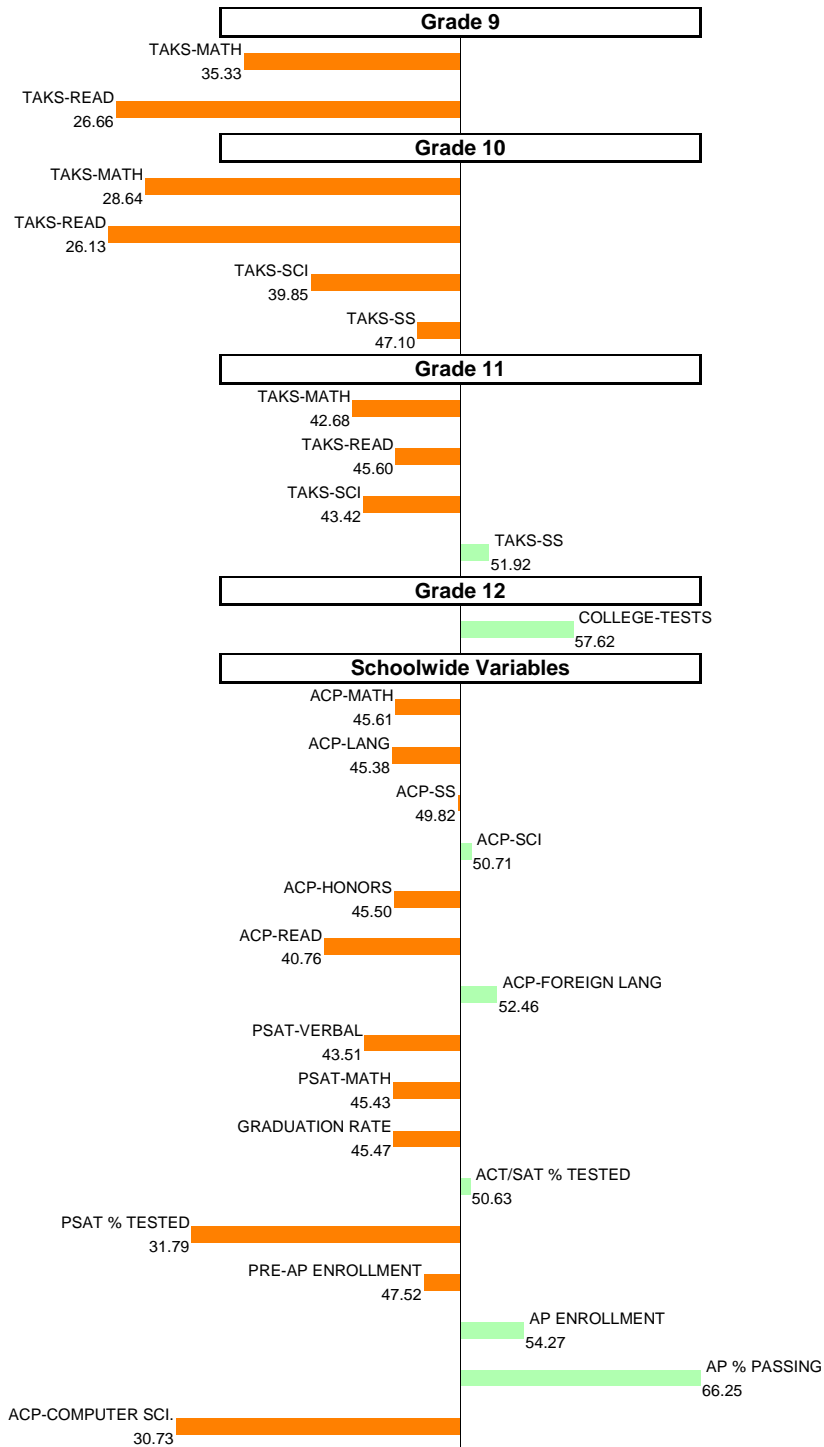
NOTES: The overall SEI is set to a mean of 50 and standard deviation of 5 each year. An SEI between 49 and 51 is considered within average. Individual grade and subject components (i.e., "TAKS-MATH") each have a mean of 50 and standard deviation of 10, and they are computed only if at least eight students are eligible.

2008-09 School Effectiveness Index (SEI) Analysis

**25-SKYLINE CENTER
EAST**

Overall SEI: 42.4

AEIS Rating: Academically Acceptable

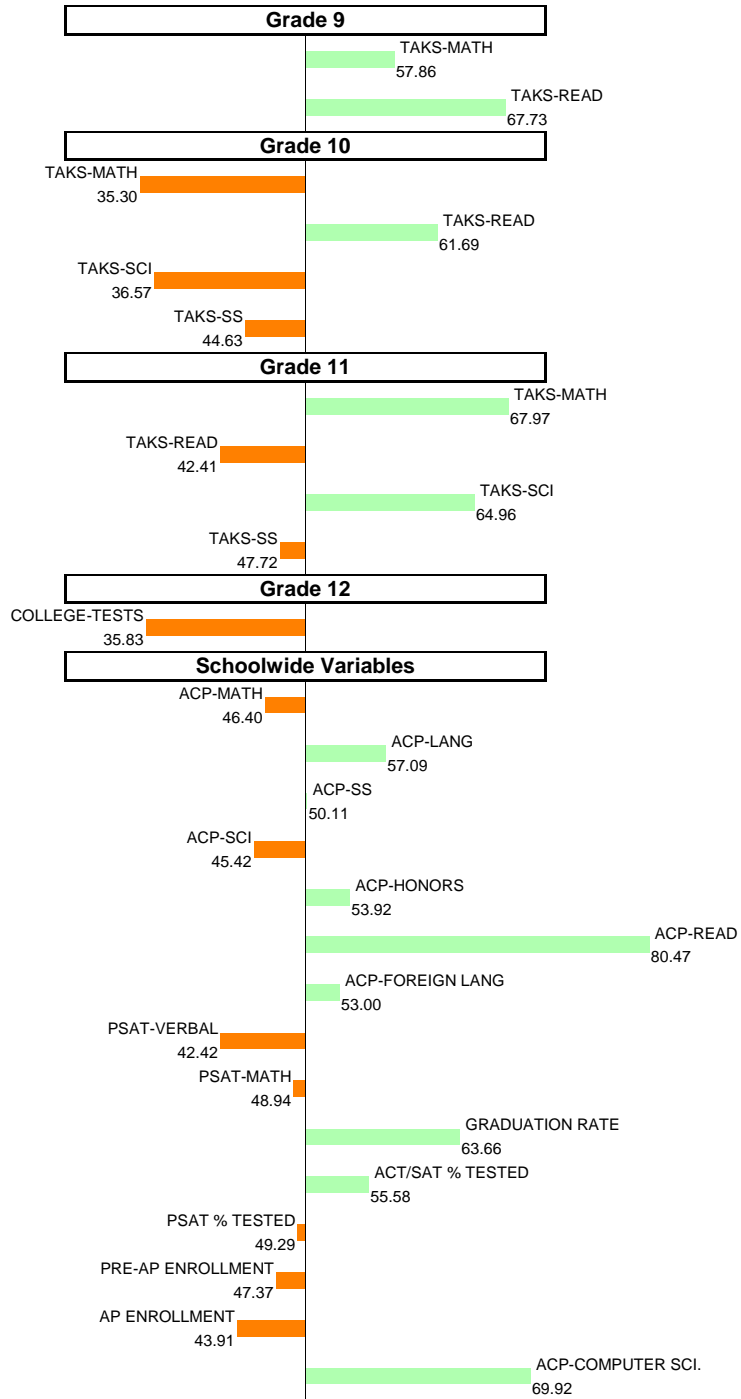


NOTES: The overall SEI is set to a mean of 50 and standard deviation of 5 each year. An SEI between 49 and 51 is considered within average. Individual grade and subject components (i.e., "TAKS-MATH") each have a mean of 50 and standard deviation of 10, and they are computed only if at least eight students are eligible.

2008-09 School Effectiveness Index (SEI) Analysis

**32-JAMES MADISON
EAST**

Overall SEI: 52.62
AEIS Rating: Academically Acceptable

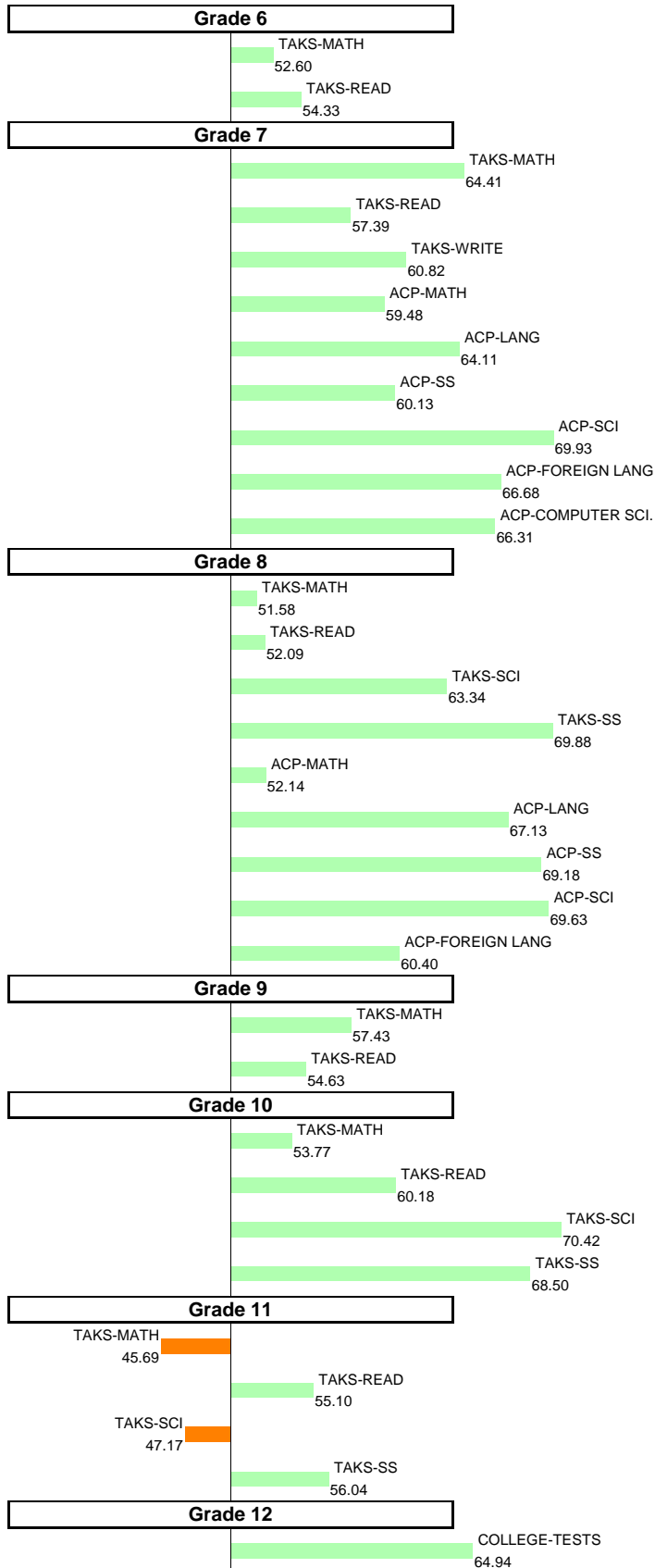


NOTES: The overall SEI is set to a mean of 50 and standard deviation of 5 each year. An SEI between 49 and 51 is considered within average. Individual grade and subject components (i.e., "TAKS-MATH") each have a mean of 50 and standard deviation of 10, and they are computed only if at least eight students are eligible.

2008-09 School Effectiveness Index (SEI) Analysis

**35-IRMA RANGEL GIRLS' ACADEMY
EAST**

Overall SEI: 57.34
AEIS Rating: Exemplary

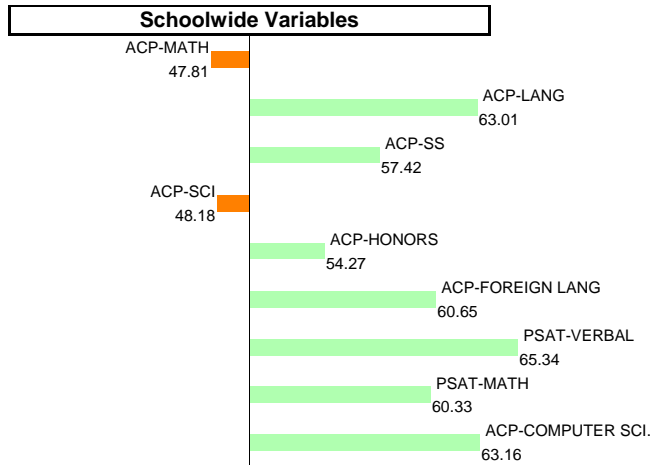


NOTES: The overall SEI is set to a mean of 50 and standard deviation of 5 each year. An SEI between 49 and 51 is considered within average. Individual grade and subject components (i.e., "TAKS-MATH") each have a mean of 50 and standard deviation of 10, and they are computed only if at least eight students are eligible.

2008-09 School Effectiveness Index (SEI) Analysis

**35-IRMA RANGEL GIRLS' ACADEMY
EAST**

Overall SEI: 57.34
AEIS Rating: Exemplary

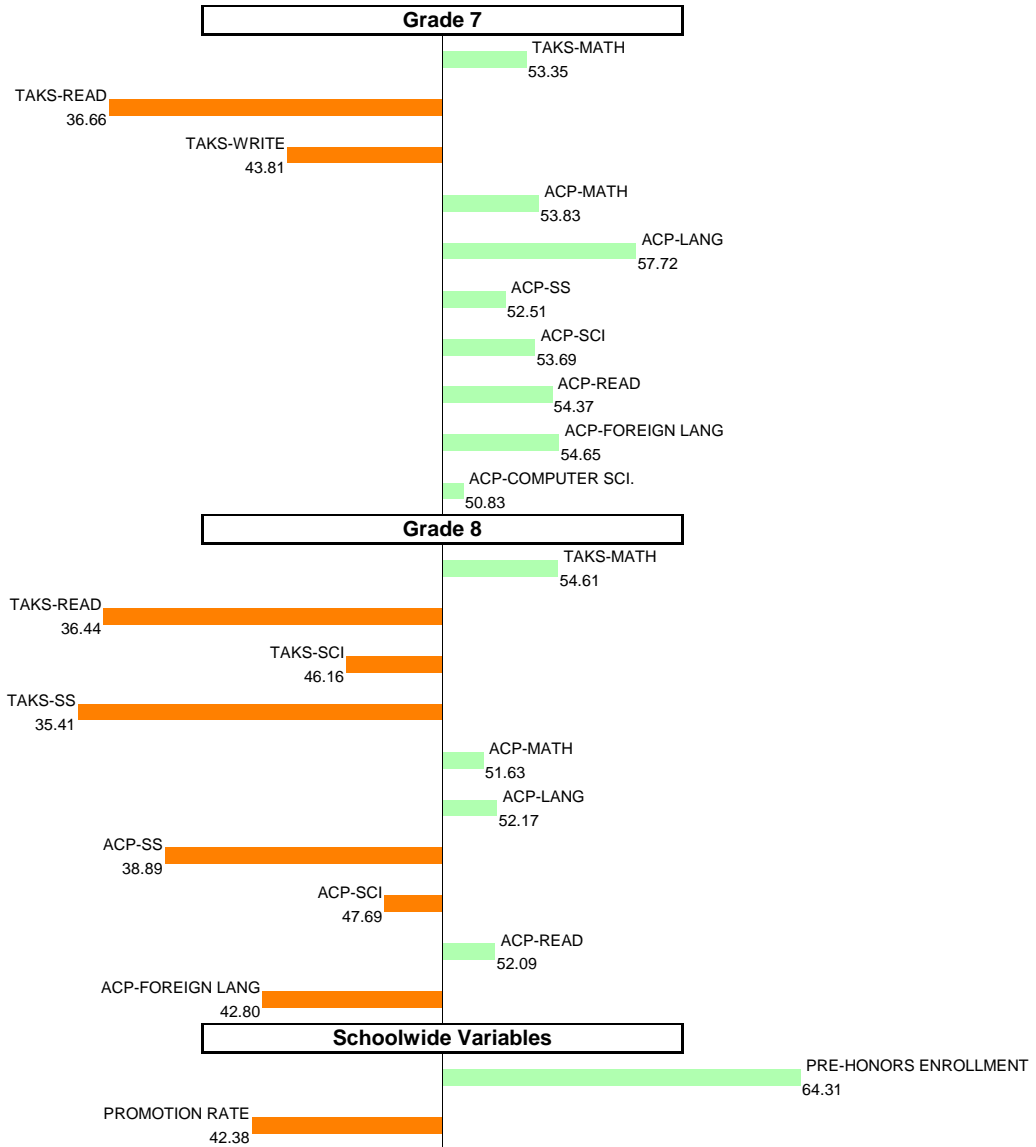


NOTES: The overall SEI is set to a mean of 50 and standard deviation of 5 each year. An SEI between 49 and 51 is considered within average. Individual grade and subject components (i.e., "TAKS-MATH") each have a mean of 50 and standard deviation of 10, and they are computed only if at least eight students are eligible.

2008-09 School Effectiveness Index (SEI) Analysis

**45-E. B. COMSTOCK
EAST**

Overall SEI: 45.96
AEIS Rating: Academically Unacceptable

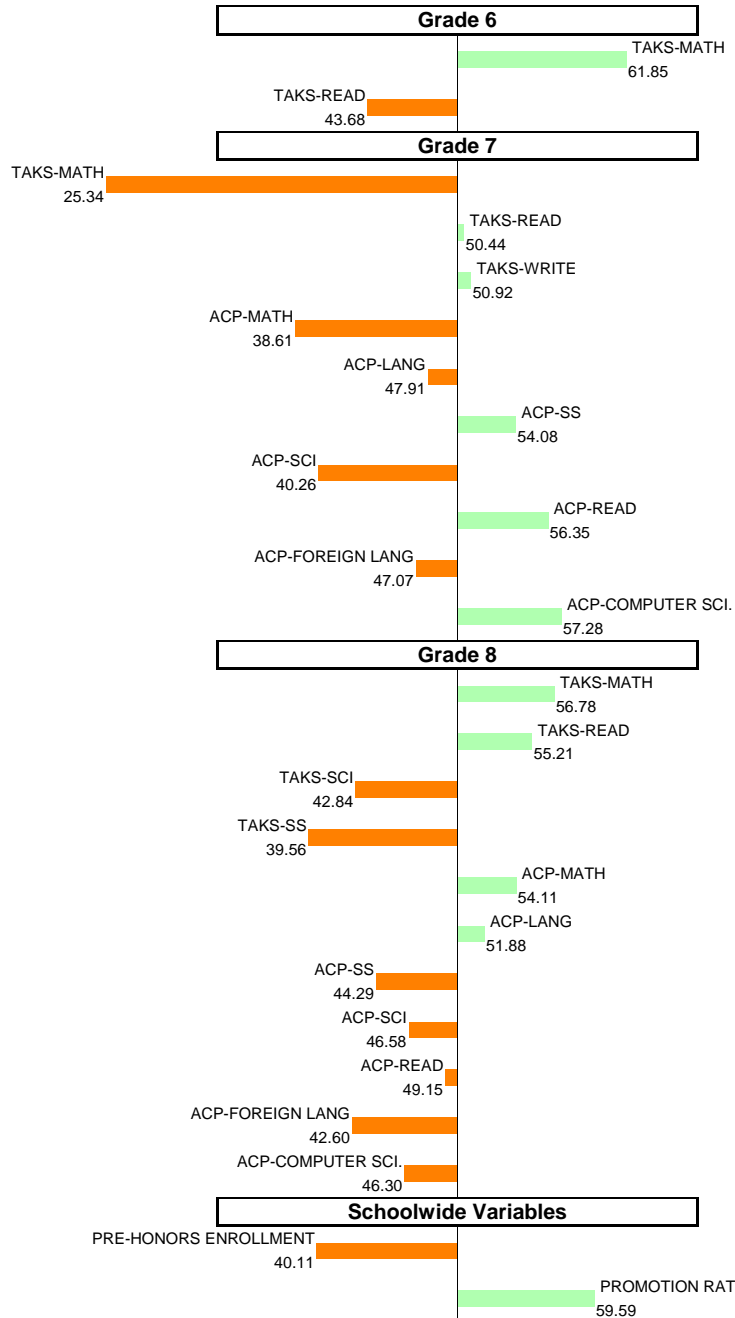


NOTES: The overall SEI is set to a mean of 50 and standard deviation of 5 each year. An SEI between 49 and 51 is considered within average. Individual grade and subject components (i.e., "TAKS-MATH") each have a mean of 50 and standard deviation of 10, and they are computed only if at least eight students are eligible.

2008-09 School Effectiveness Index (SEI) Analysis

46-FRED F. FLORENCE
EAST

Overall SEI: 47.12
AEIS Rating: Academically Unacceptable



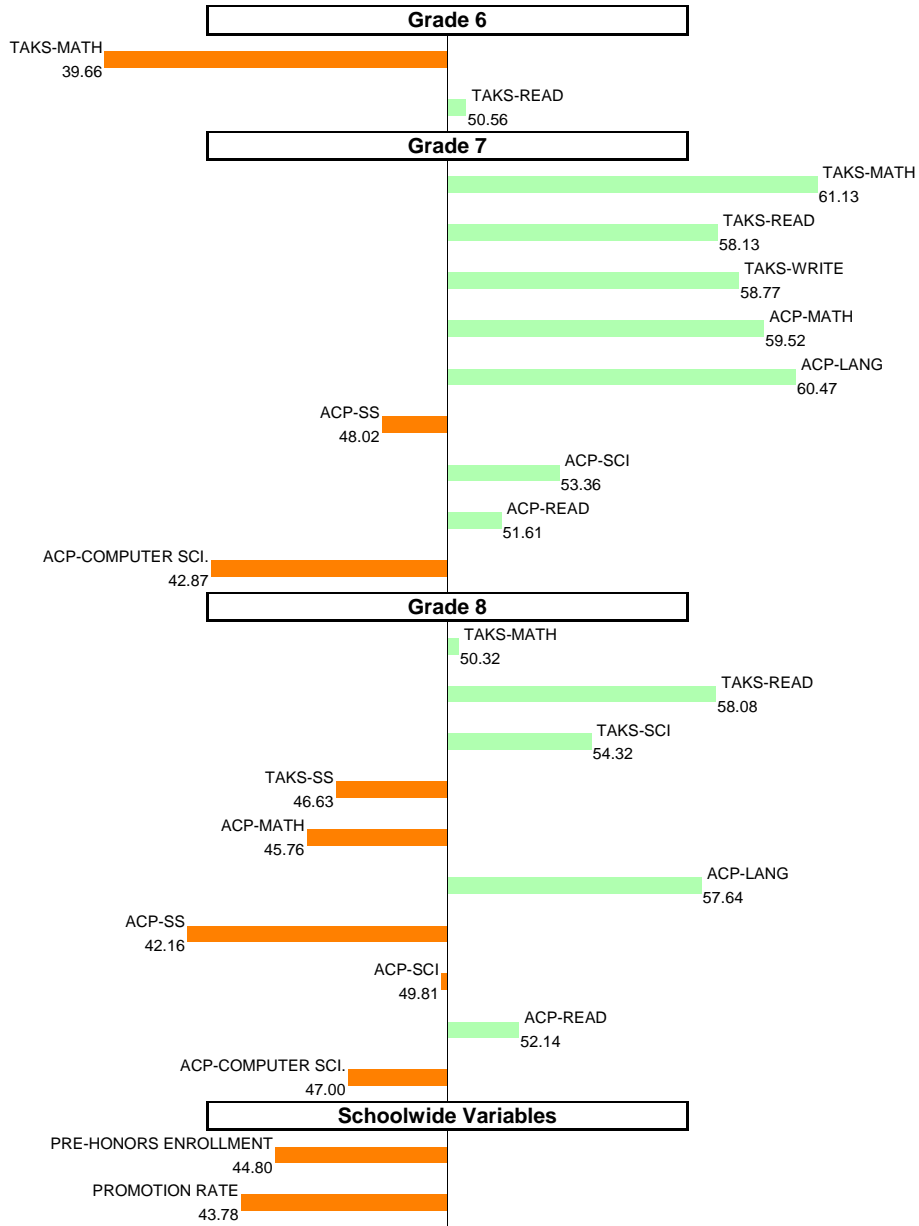
NOTES: The overall SEI is set to a mean of 50 and standard deviation of 5 each year. An SEI between 49 and 51 is considered within average. Individual grade and subject components (i.e., "TAKS-MATH") each have a mean of 50 and standard deviation of 10, and they are computed only if at least eight students are eligible.

2008-09 School Effectiveness Index (SEI) Analysis

48-W. H. GASTON
EAST

Overall SEI: 51.7

AEIS Rating: Academically Acceptable

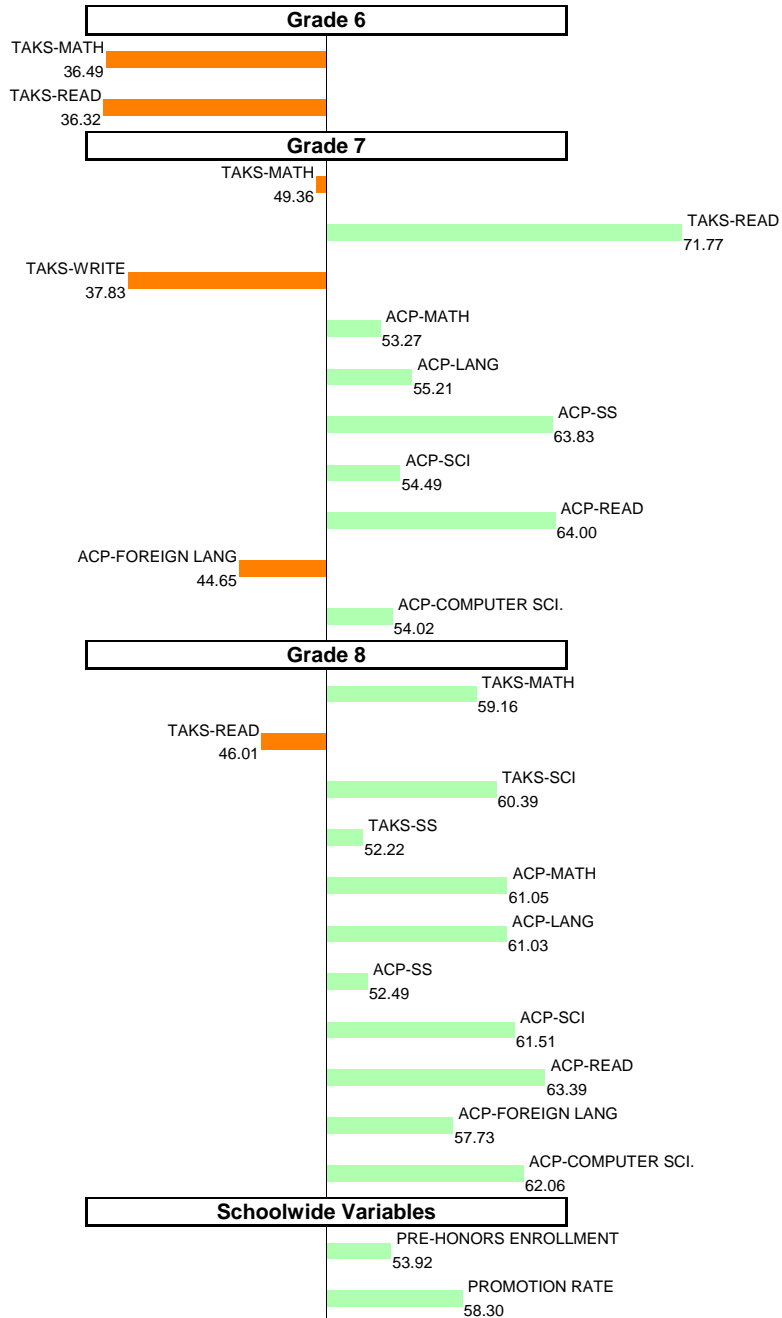


NOTES: The overall SEI is set to a mean of 50 and standard deviation of 5 each year. An SEI between 49 and 51 is considered within average. Individual grade and subject components (i.e., "TAKS-MATH") each have a mean of 50 and standard deviation of 10, and they are computed only if at least eight students are eligible.

2008-09 School Effectiveness Index (SEI) Analysis

**52—JOHN B. HOOD
EAST**

Overall SEI: 51.66
AEIS Rating: Academically Acceptable

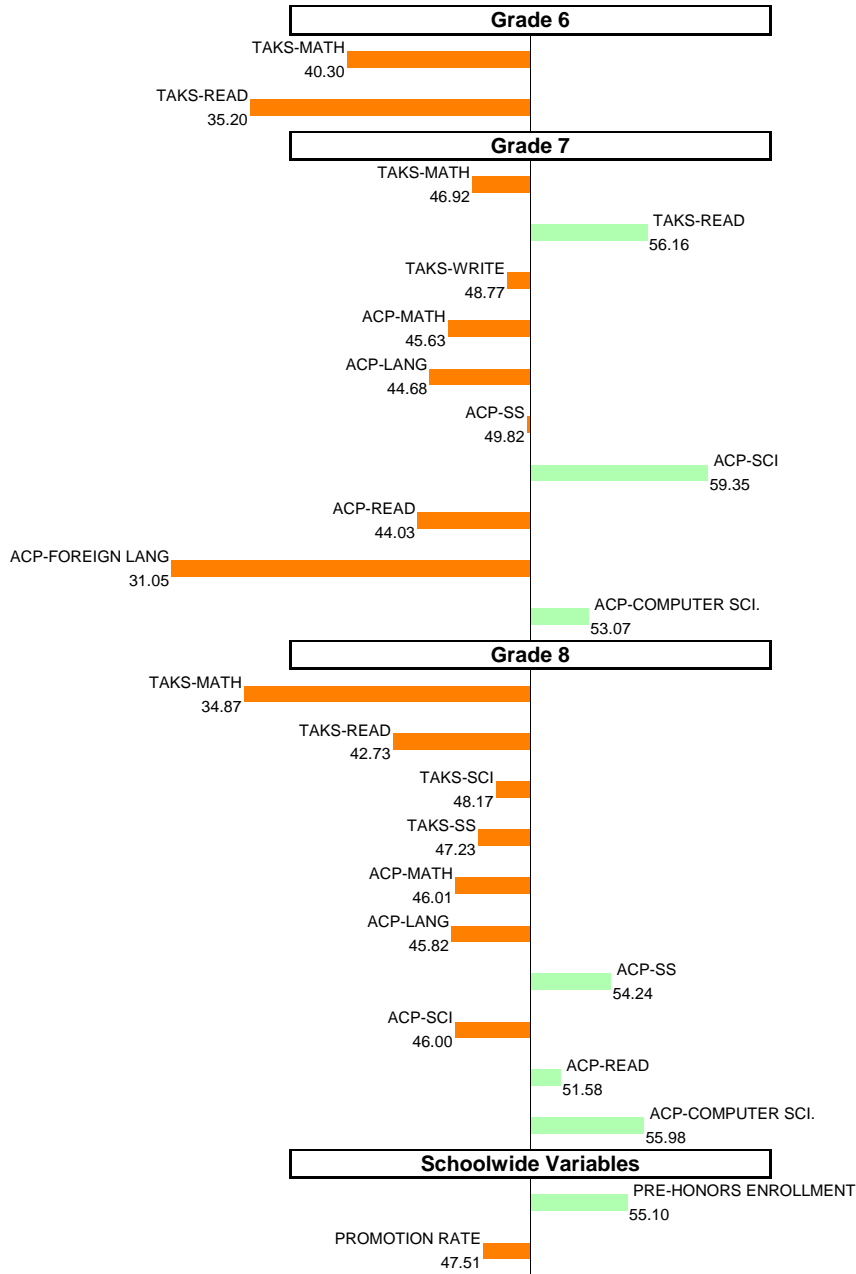


NOTES: The overall SEI is set to a mean of 50 and standard deviation of 5 each year. An SEI between 49 and 51 is considered within average. Individual grade and subject components (i.e., "TAKS-MATH") each have a mean of 50 and standard deviation of 10, and they are computed only if at least eight students are eligible.

2008-09 School Effectiveness Index (SEI) Analysis

53-J. L. LONG
EAST

Overall SEI: 45.22
AEIS Rating: Academically Acceptable

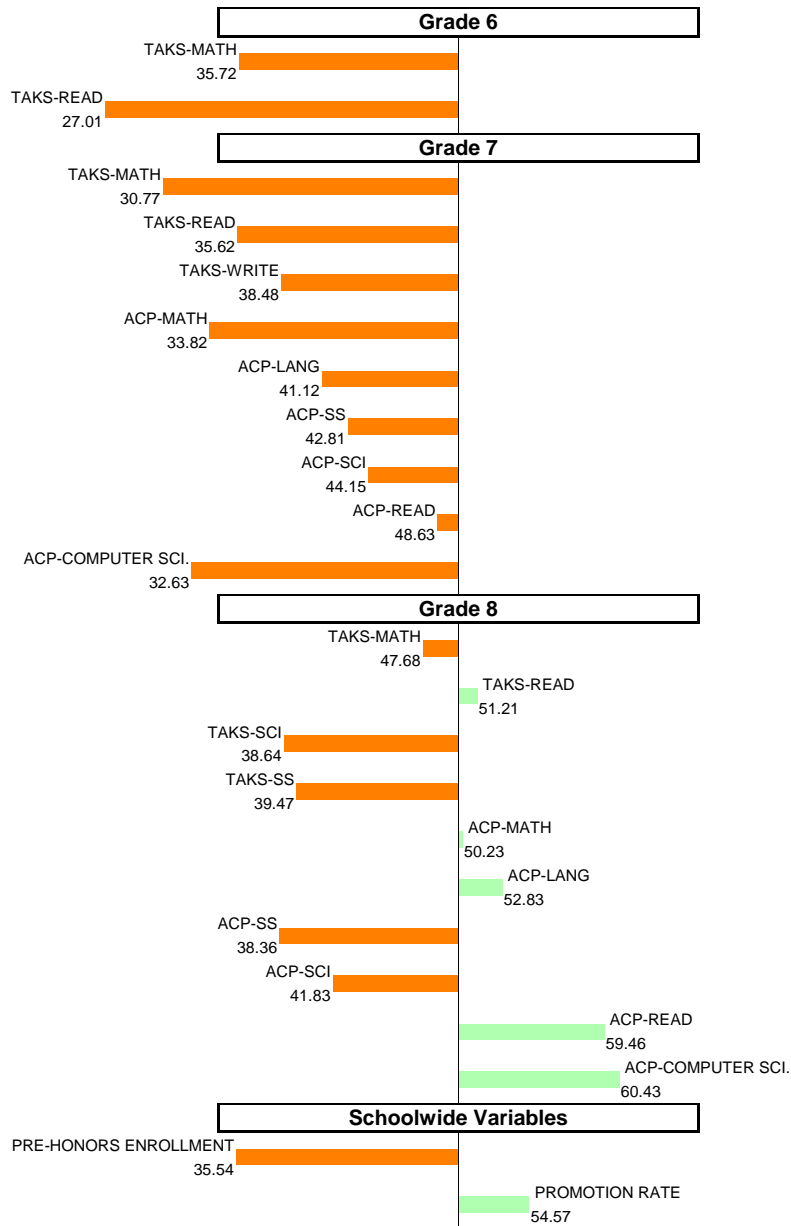


NOTES: The overall SEI is set to a mean of 50 and standard deviation of 5 each year. An SEI between 49 and 51 is considered within average. Individual grade and subject components (i.e., "TAKS-MATH") each have a mean of 50 and standard deviation of 10, and they are computed only if at least eight students are eligible.

2008-09 School Effectiveness Index (SEI) Analysis

**58-ALEX W. SPENCE
EAST**

Overall SEI: 39.75
AEIS Rating: Academically Acceptable

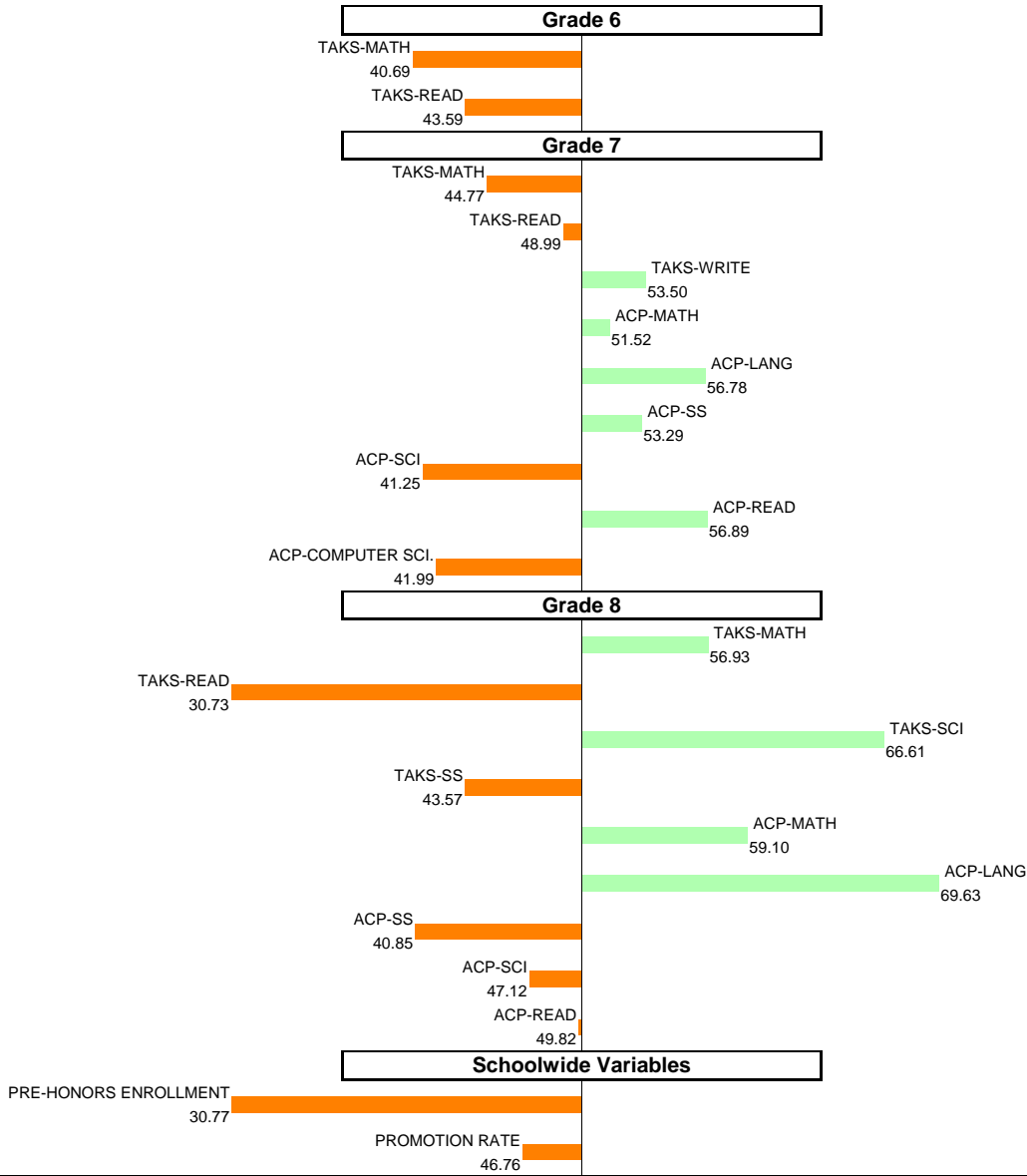


NOTES: The overall SEI is set to a mean of 50 and standard deviation of 5 each year. An SEI between 49 and 51 is considered within average. Individual grade and subject components (i.e., "TAKS-MATH") each have a mean of 50 and standard deviation of 10, and they are computed only if at least eight students are eligible.

2008-09 School Effectiveness Index (SEI) Analysis

**62-BILLY EARL DADE
EAST**

Overall SEI: 47.73
AEIS Rating: Academically Acceptable

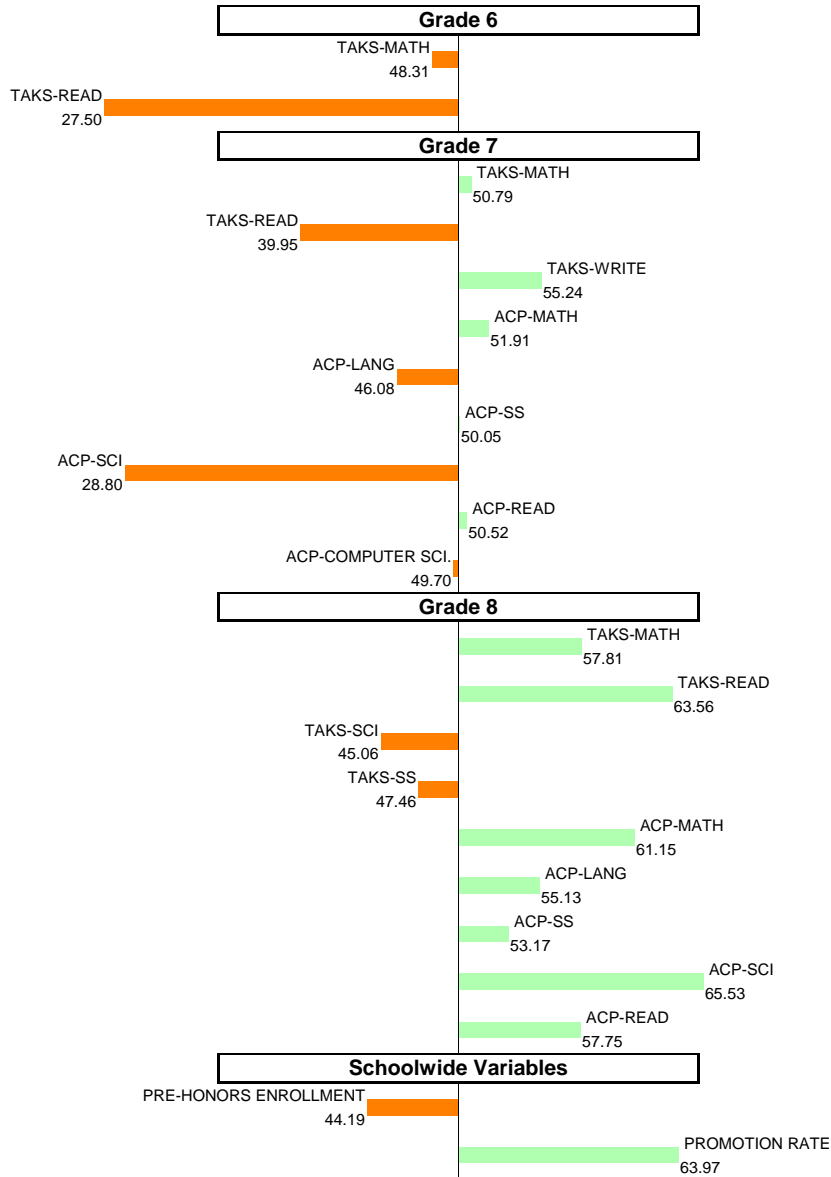


NOTES: The overall SEI is set to a mean of 50 and standard deviation of 5 each year. An SEI between 49 and 51 is considered within average. Individual grade and subject components (i.e., "TAKS-MATH") each have a mean of 50 and standard deviation of 10, and they are computed only if at least eight students are eligible.

2008-09 School Effectiveness Index (SEI) Analysis

**65-PEARL C. ANDERSON
EAST**

Overall SEI: 48.72
AEIS Rating: Academically Acceptable

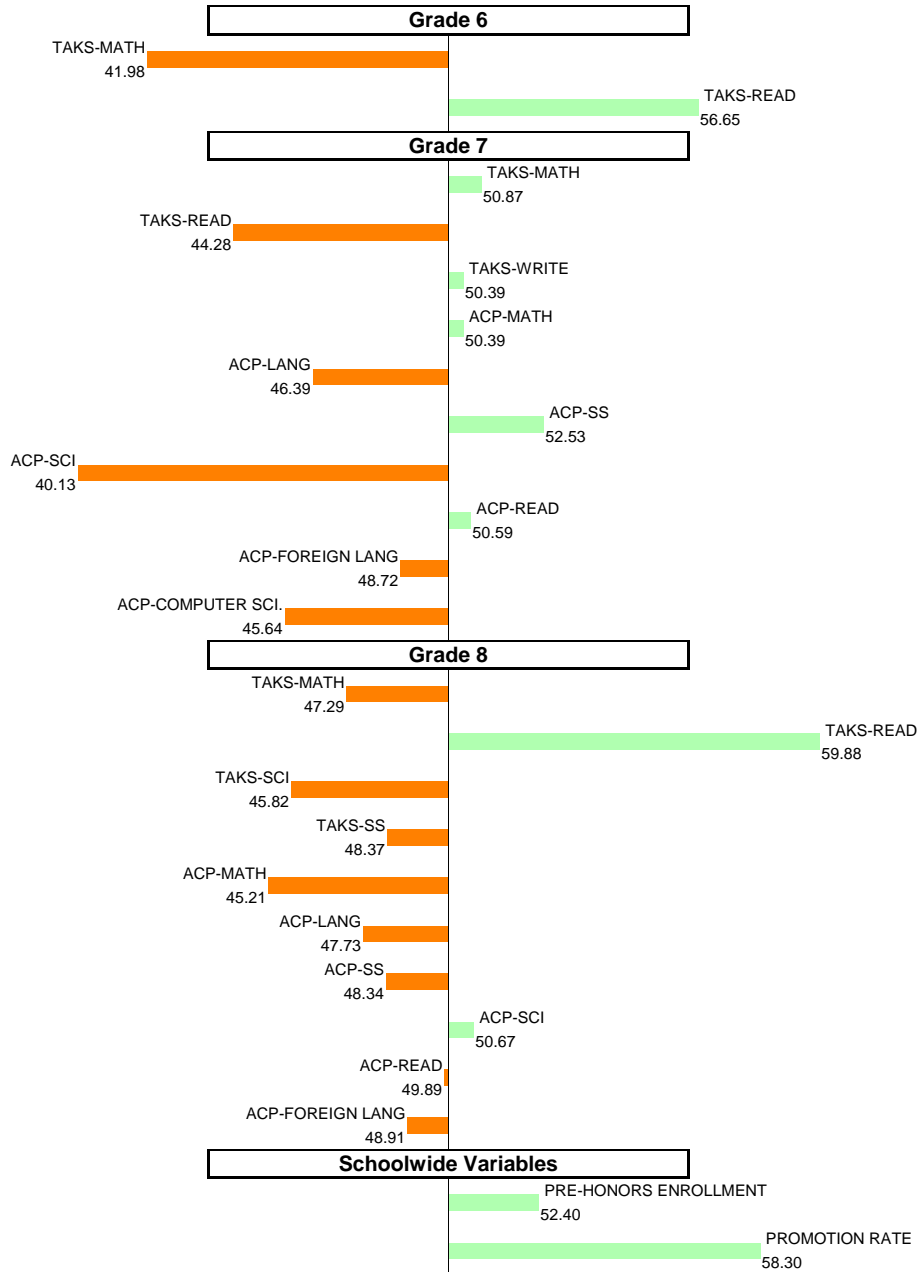


NOTES: The overall SEI is set to a mean of 50 and standard deviation of 5 each year. An SEI between 49 and 51 is considered within average. Individual grade and subject components (i.e., "TAKS-MATH") each have a mean of 50 and standard deviation of 10, and they are computed only if at least eight students are eligible.

2008-09 School Effectiveness Index (SEI) Analysis

69-SEAGOVILLE MIDDLE SCHOOL
EAST

Overall SEI: 48.76
AEIS Rating: Academically Unacceptable

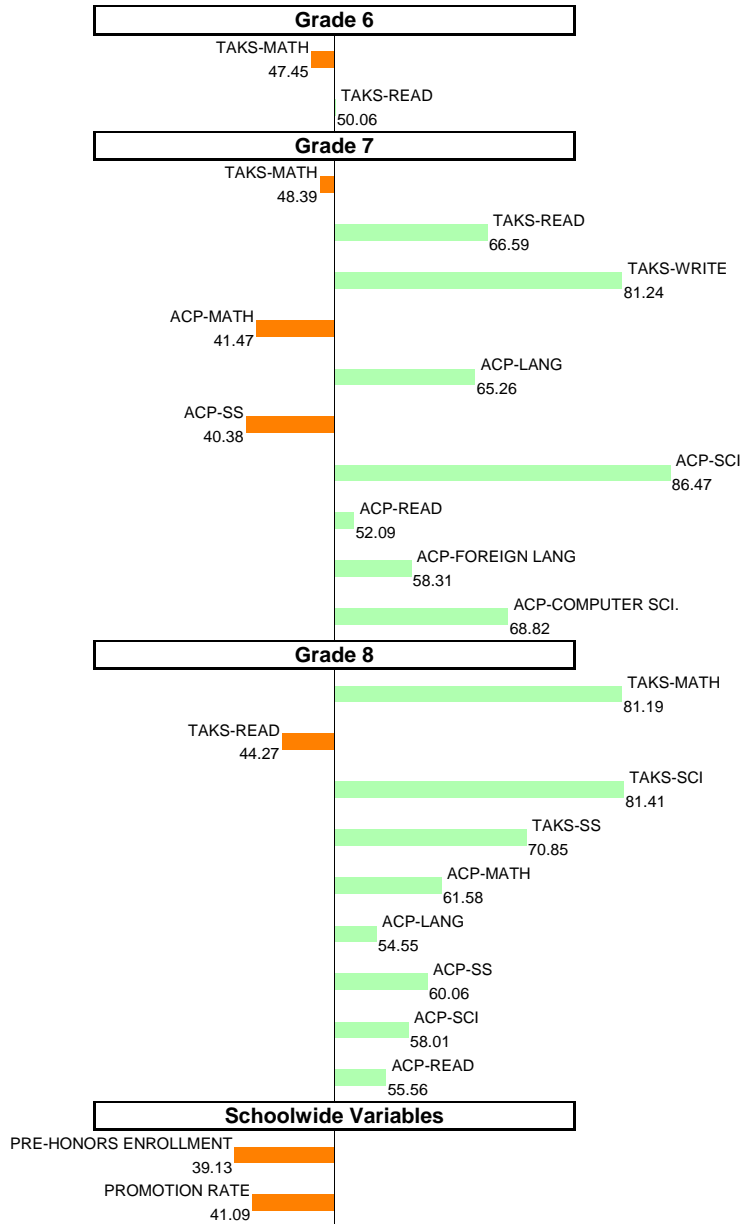


NOTES: The overall SEI is set to a mean of 50 and standard deviation of 5 each year. An SEI between 49 and 51 is considered within average. Individual grade and subject components (i.e., "TAKS-MATH") each have a mean of 50 and standard deviation of 10, and they are computed only if at least eight students are eligible.

2008-09 School Effectiveness Index (SEI) Analysis

72-SARAH ZUMWALT
EAST

Overall SEI: 60.88
AEIS Rating: Academically Acceptable



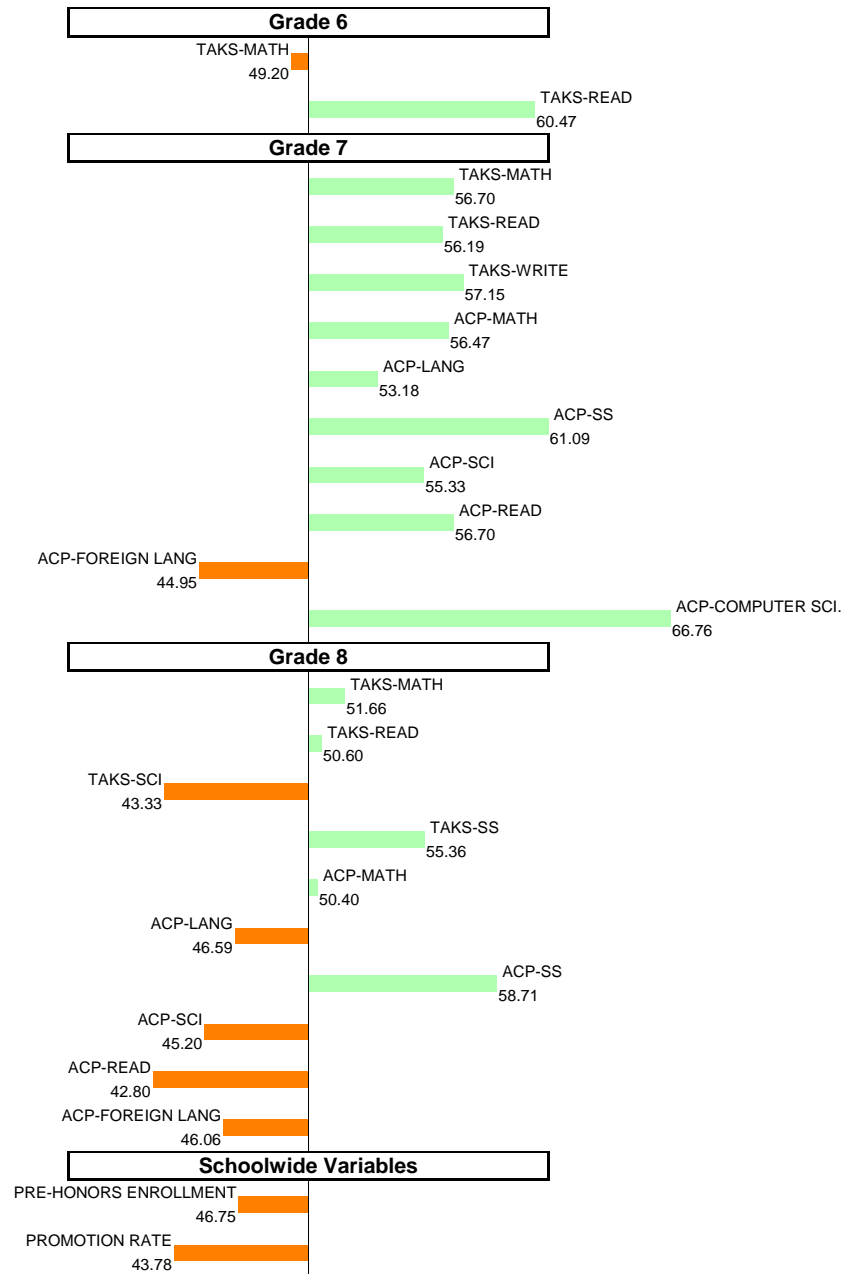
NOTES: The overall SEI is set to a mean of 50 and standard deviation of 5 each year. An SEI between 49 and 51 is considered within average. Individual grade and subject components (i.e., "TAKS-MATH") each have a mean of 50 and standard deviation of 10, and they are computed only if at least eight students are eligible.

2008-09 School Effectiveness Index (SEI) Analysis

**83-SAM TASBY
EAST**

Overall SEI: 52.4

AEIS Rating: Academically Acceptable

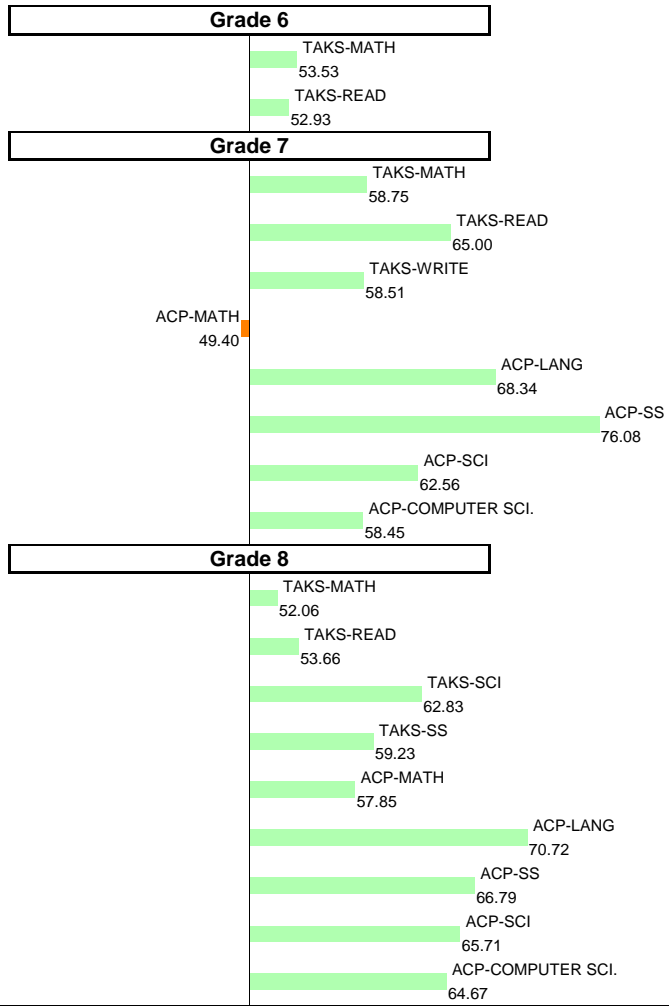


NOTES: The overall SEI is set to a mean of 50 and standard deviation of 5 each year. An SEI between 49 and 51 is considered within average. Individual grade and subject components (i.e., "TAKS-MATH") each have a mean of 50 and standard deviation of 10, and they are computed only if at least eight students are eligible.

2008-09 School Effectiveness Index (SEI) Analysis

**804-SPENCE ACADEMY
EAST**

Overall SEI: 58.18



NOTES: The overall SEI is set to a mean of 50 and standard deviation of 5 each year. An SEI between 49 and 51 is considered within average. Individual grade and subject components (i.e., "TAKS-MATH") each have a mean of 50 and standard deviation of 10, and they are computed only if at least eight students are eligible.