


Grades Served PK-5 **Student Enrollment Details** 540 Students Enrolled **District** DALLAS ISD

Address 4510 W JEFFERSON BLVD, DALLAS, TX 75211

CHANGE OVER TIME

HOW WELL DID THIS SCHOOL PERFORM OVERALL?



85 out of 100

This shows how well this school prepared students for success, both in school and after high school in college, a career, or the military.

CHANGE OVER TIME


2017-18
Met Standard
86 out of 100

2018-19
B
85 out of 100

This section showcases annually the overall grade of this campus to showcase their improvement over time. The overall grade is based on performance in the three domains listed below.

OVERALL PERFORMANCE DETAILS

STUDENT ACHIEVEMENT



85 out of 100

Student Achievement shows how much students know and are able to do at the end of the school year.


SCHOOL PROGRESS



91 out of 100

School Progress shows how students perform over time and how that growth compares to similar schools.

CLOSING THE GAPS



76 out of 100

The Closing the Gaps domain tells us how well different populations of students in a district are performing.

LOCAL PERFORMANCE DETAILS

ACADEMICS



81 out of 100

CULTURE AND CLIMATE



87 out of 100

LOCALLY DETERMINED



81 out of 100

WHERE DID THIS SCHOOL PERFORM EXCEPTIONALLY WELL?

- ✓ ACADEMIC ACHIEVEMENT IN SCIENCE
- ✗ TOP 25%: COMPARATIVE ACADEMIC GROWTH
- ✗ ACADEMIC ACHIEVEMENT IN MATHEMATICS
- ✓ POST-SECONDARY READINESS

- ✓ ACADEMIC ACHIEVEMENT IN ENGLISH LANGUAGE ARTS/READING
- ✗ TOP 25%: COMPARATIVE CLOSING THE GAPS

Grades Served PK-5 **Student Enrollment Details** 540 Students Enrolled **District** DALLAS ISD
Address 4510 W JEFFERSON BLVD, DALLAS, TX 75211

HOW ARE SCORES CALCULATED?

STUDENT ACHIEVEMENT

The Student Achievement score is based on STAAR performance only, for this school.

SCHOOL PROGRESS

The higher score of Academic Growth or Relative Performance is used.

Component	Score	% of grade
Academic Growth	67	
Relative Performance	91	100%
Total	91	100%

CLOSING THE GAPS

Component	Score	% of grade
Grade Level Performance	92	30.0%
Academic Growth/Graduation Rate	50	50.0%
English Language Proficiency	100	10.0%
Student Achievement	86	10.0%
Total	76	100%