


**Grades Served** 9-12 **Student Enrollment Details** 1,951 Students Enrolled **District** DALLAS ISD

**Address** 100 S GLASGOW DR, DALLAS, TX 75214

## CHANGE OVER TIME

### HOW WELL DID THIS SCHOOL PERFORM OVERALL?



82 out of 100

This shows how well this school prepared students for success, both in school and after high school in college, a career, or the military.

### CHANGE OVER TIME


2017-18  
**Met Standard**  
85 out of 100

2018-19  
**B**  
82 out of 100

This section showcases annually the overall grade of this campus to showcase their improvement over time. The overall grade is based on performance in the three domains listed below.

## OVERALL PERFORMANCE DETAILS


### STUDENT ACHIEVEMENT



89 out of 100

Student Achievement shows how much students know and are able to do at the end of the school year.


### SCHOOL PROGRESS



88 out of 100

School Progress shows how students perform over time and how that growth compares to similar schools.

### CLOSING THE GAPS



84 out of 100

The Closing the Gaps domain tells us how well different populations of students in a district are performing.

## LOCAL PERFORMANCE DETAILS

### ACADEMICS



81 out of 100

### CULTURE AND CLIMATE



63 out of 100

### LOCALLY DETERMINED



76 out of 100

## WHERE DID THIS SCHOOL PERFORM EXCEPTIONALLY WELL?

- ✓ ACADEMIC ACHIEVEMENT IN SCIENCE
- ✓ TOP 25%: COMPARATIVE ACADEMIC GROWTH
- ✓ ACADEMIC ACHIEVEMENT IN MATHEMATICS
- ✓ POST-SECONDARY READINESS

- ✓ ACADEMIC ACHIEVEMENT IN ENGLISH LANGUAGE ARTS/READING
- ✓ TOP 25%: COMPARATIVE CLOSING THE GAPS
- ✓ ACADEMIC ACHIEVEMENT IN SOCIAL STUDIES

**Grades Served** 9-12 **Student Enrollment Details** 1,951 Students Enrolled **District** DALLAS ISD

**Address** 100 S GLASGOW DR, DALLAS, TX 75214

**HOW ARE SCORES CALCULATED?**

**STUDENT ACHIEVEMENT**

Component	Score	% of grade
STAAR Performance	90	40%
College, Career, and Military Readiness	88	40%
Graduation Rate	90	20%
Total	89	100%

**SCHOOL PROGRESS**

*The higher score of Academic Growth or Relative Performance is used.*

Component	Score	% of grade
Academic Growth	88	100%
Relative Performance	84	
Total	88	100%

**CLOSING THE GAPS**

Component	Score	% of grade
Grade Level Performance	100	50.0%
Academic Growth/Graduation Rate	14	10.0%
English Language Proficiency	0	10.0%
Student Achievement	100	30.0%
Total	84	100%