


Grades Served PK-5 **Student Enrollment Details** 744 Students Enrolled **District** DALLAS ISD
Address 2911 NORTHAVEN RD, DALLAS, TX 75229

CHANGE OVER TIME

HOW WELL DID THIS SCHOOL PERFORM OVERALL?



84 out of 100

This shows how well this school prepared students for success, both in school and after high school in college, a career, or the military.

CHANGE OVER TIME

2017-18
Met Standard
 84 out of 100

2018-19
B
 84 out of 100

This section showcases annually the overall grade of this campus to showcase their improvement over time. The overall grade is based on performance in the three domains listed below.

OVERALL PERFORMANCE DETAILS


STUDENT ACHIEVEMENT



76 out of 100

Student Achievement shows how much students know and are able to do at the end of the school year.


SCHOOL PROGRESS



85 out of 100

School Progress shows how students perform over time and how that growth compares to similar schools.

CLOSING THE GAPS



80 out of 100

The Closing the Gaps domain tells us how well different populations of students in a district are performing.

LOCAL PERFORMANCE DETAILS

ACADEMICS



86 out of 100

CULTURE AND CLIMATE



77 out of 100

LOCALLY DETERMINED



79 out of 100

WHERE DID THIS SCHOOL PERFORM EXCEPTIONALLY WELL?

- ✗ ACADEMIC ACHIEVEMENT IN SCIENCE
- ✗ TOP 25%: COMPARATIVE ACADEMIC GROWTH
- ✗ ACADEMIC ACHIEVEMENT IN MATHEMATICS
- ✗ POST-SECONDARY READINESS

- ✗ ACADEMIC ACHIEVEMENT IN ENGLISH LANGUAGE ARTS/READING
- ✗ TOP 25%: COMPARATIVE CLOSING THE GAPS

Grades Served PK-5 **Student Enrollment Details** 744 Students Enrolled **District** DALLAS ISD
Address 2911 NORTHAVEN RD, DALLAS, TX 75229

HOW ARE SCORES CALCULATED?

STUDENT ACHIEVEMENT

The Student Achievement score is based on STAAR performance only, for this school.

SCHOOL PROGRESS

The higher score of Academic Growth or Relative Performance is used.

Component	Score	% of grade
Academic Growth	74	
Relative Performance	85	100%
Total	85	100%

CLOSING THE GAPS

Component	Score	% of grade
Grade Level Performance	71	30.0%
Academic Growth/Graduation Rate	93	50.0%
English Language Proficiency	100	10.0%
Student Achievement	71	10.0%
Total	80	100%