

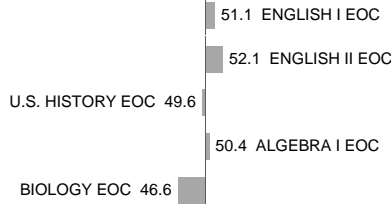
2022-23 School Effectiveness Index (SEI) Detail

1-BRYAN ADAMS HIGH SCHOOL LEADERSHIP ACADEMY

Overall SEI: 49.3

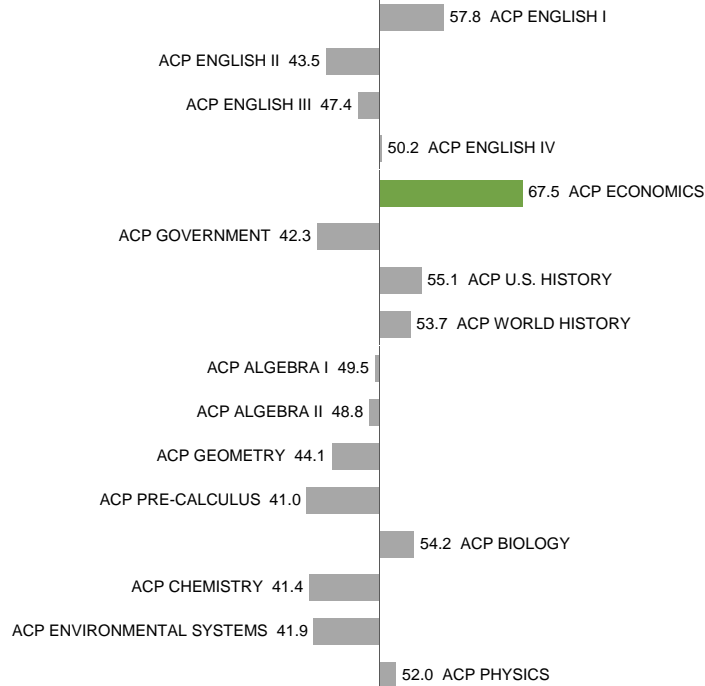
STAAR

Schoolwide



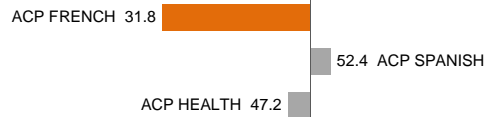
Core ACP

Schoolwide



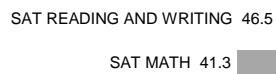
Other ACP

Schoolwide



Other

Grade 12




NOTES: "Overall SEI" has average 50 and standard deviation 5; an "average" overall SEI is 45 to 55. Component SEIs (e.g. Grade 5 STAAR Reading, PSAT Writing) each have average 50 and standard deviation 10; an "average" component SEI is 40 to 60. Component SEIs are computed only if at least eight test results are available.

2022-23 School Effectiveness Index (SEI) Detail

1-BRYAN ADAMS HIGH SCHOOL LEADERSHIP ACADEMY

Overall SEI: 49.3



NOTES: "Overall SEI" has average 50 and standard deviation 5; an "average" overall SEI is 45 to 55. Component SEIs (e.g. Grade 5 STAAR Reading, PSAT Writing) each have average 50 and standard deviation 10; an "average" component SEI is 40 to 60. Component SEIs are computed only if at least eight test results are available.


2022-23 School Effectiveness Index (SEI) Detail

2--W.H. ADAMSON HIGH SCHOOL

Overall SEI: 52.2

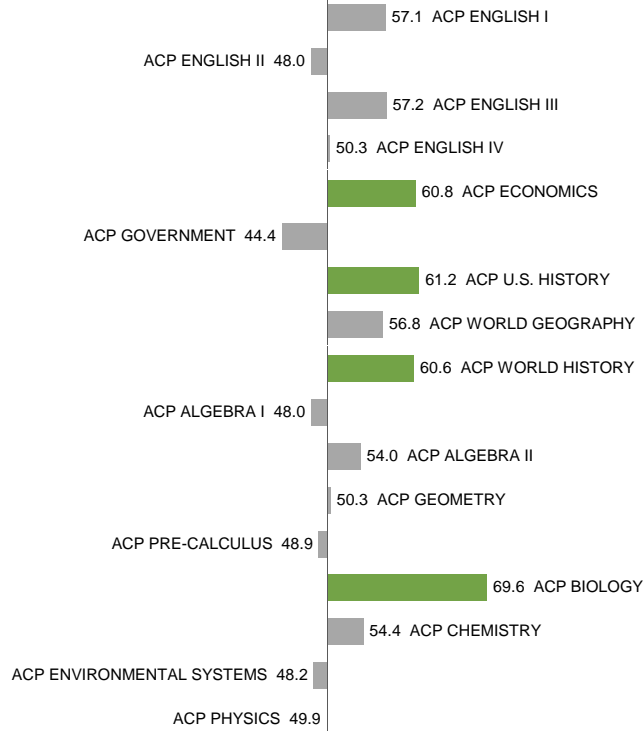
STAAR

Schoolwide



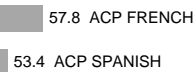
Core ACP

Schoolwide




Other ACP

Schoolwide



Other

Grade 12




NOTES: "Overall SEI" has average 50 and standard deviation 5; an "average" overall SEI is 45 to 55. Component SEIs (e.g. Grade 5 STAAR Reading, PSAT Writing) each have average 50 and standard deviation 10; an "average" component SEI is 40 to 60. Component SEIs are computed only if at least eight test results are available.

2022-23 School Effectiveness Index (SEI) Detail

2--W.H. ADAMSON HIGH SCHOOL

Overall SEI: 52.2



NOTES: "Overall SEI" has average 50 and standard deviation 5; an "average" overall SEI is 45 to 55. Component SEIs (e.g. Grade 5 STAAR Reading, PSAT Writing) each have average 50 and standard deviation 10; an "average" component SEI is 40 to 60. Component SEIs are computed only if at least eight test results are available.

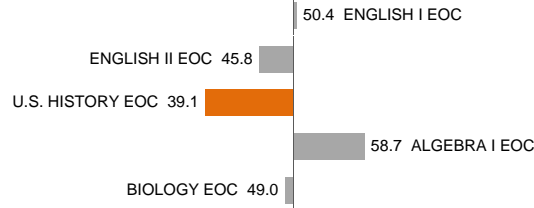
2022-23 School Effectiveness Index (SEI) Detail

5-MOISES E. MOLINA HIGH SCHOOL

Overall SEI: 48.1

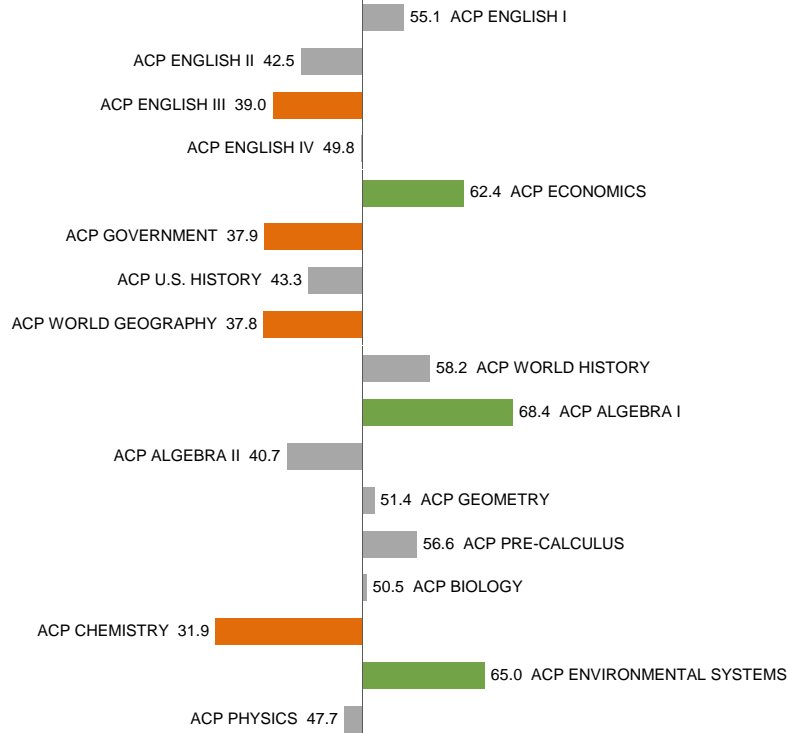
STAAR

Schoolwide



Core ACP

Schoolwide



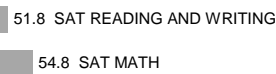
Other ACP

Schoolwide



Other

Grade 12




NOTES: "Overall SEI" has average 50 and standard deviation 5; an "average" overall SEI is 45 to 55. Component SEIs (e.g. Grade 5 STAAR Reading, PSAT Writing) each have average 50 and standard deviation 10; an "average" component SEI is 40 to 60. Component SEIs are computed only if at least eight test results are available.

2022-23 School Effectiveness Index (SEI) Detail

5-MOISES E. MOLINA HIGH SCHOOL

Overall SEI: 48.1



NOTES: "Overall SEI" has average 50 and standard deviation 5; an "average" overall SEI is 45 to 55. Component SEIs (e.g. Grade 5 STAAR Reading, PSAT Writing) each have average 50 and standard deviation 10; an "average" component SEI is 40 to 60. Component SEIs are computed only if at least eight test results are available.

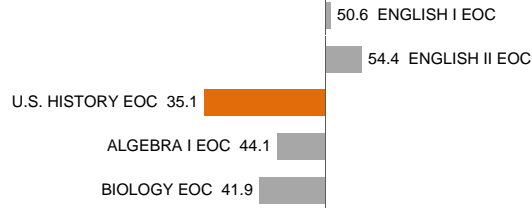
2022-23 School Effectiveness Index (SEI) Detail

6-HILLCREST HIGH SCHOOL

Overall SEI: 45.6

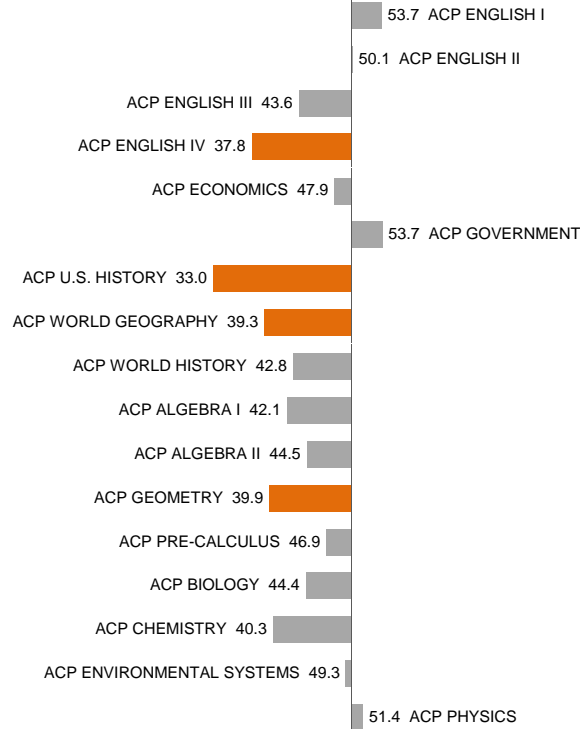
STAAR

Schoolwide



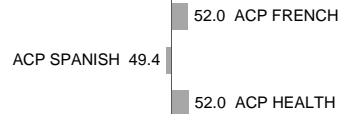
Core ACP

Schoolwide



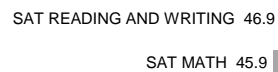
Other ACP

Schoolwide



Other

Grade 12

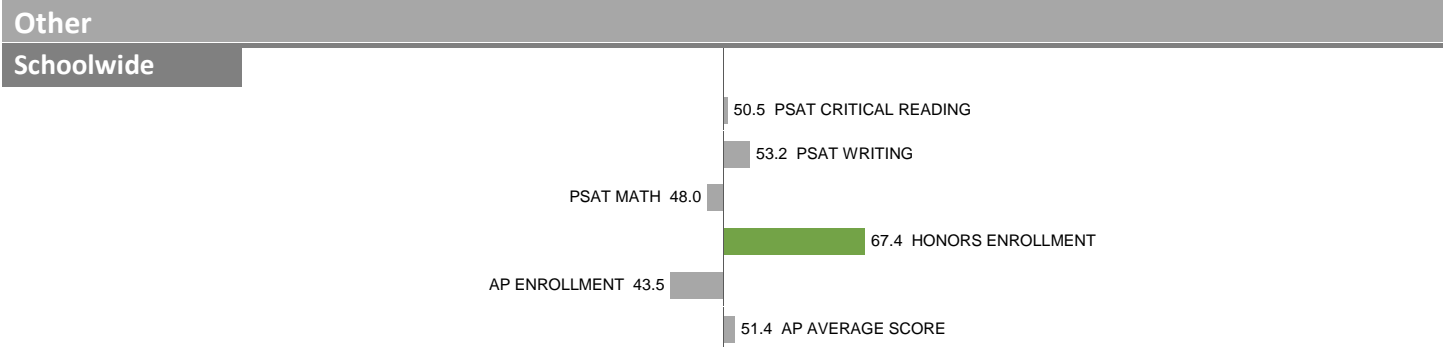


NOTES: "Overall SEI" has average 50 and standard deviation 5; an "average" overall SEI is 45 to 55. Component SEIs (e.g. Grade 5 STAAR Reading, PSAT Writing) each have average 50 and standard deviation 10; an "average" component SEI is 40 to 60. Component SEIs are computed only if at least eight test results are available.

2022-23 School Effectiveness Index (SEI) Detail

6-HILLCREST HIGH SCHOOL

Overall SEI: 45.6



NOTES: "Overall SEI" has average 50 and standard deviation 5; an "average" overall SEI is 45 to 55. Component SEIs (e.g. Grade 5 STAAR Reading, PSAT Writing) each have average 50 and standard deviation 10; an "average" component SEI is 40 to 60. Component SEIs are computed only if at least eight test results are available.

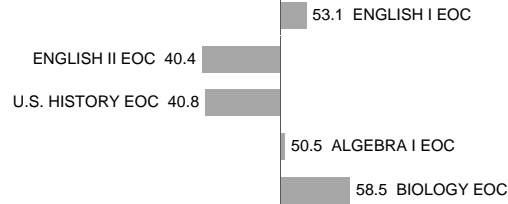
2022-23 School Effectiveness Index (SEI) Detail

7--THOMAS JEFFERSON HIGH SCHOOL

Overall SEI: 47.8

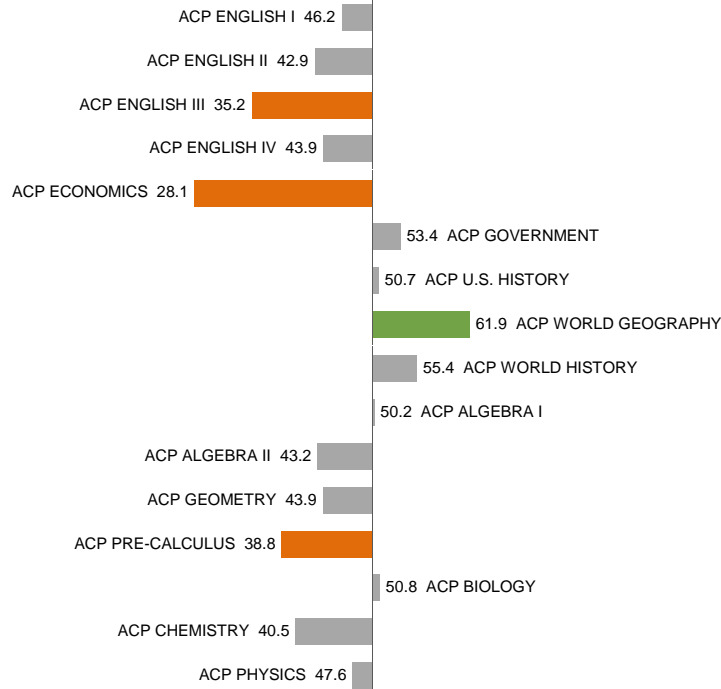
STAAR

Schoolwide



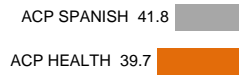
Core ACP

Schoolwide



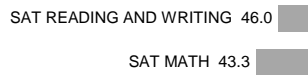
Other ACP

Schoolwide



Other

Grade 12




NOTES: "Overall SEI" has average 50 and standard deviation 5; an "average" overall SEI is 45 to 55. Component SEIs (e.g. Grade 5 STAAR Reading, PSAT Writing) each have average 50 and standard deviation 10; an "average" component SEI is 40 to 60. Component SEIs are computed only if at least eight test results are available.

2022-23 School Effectiveness Index (SEI) Detail

7--THOMAS JEFFERSON HIGH SCHOOL

Overall SEI: 47.8



NOTES: "Overall SEI" has average 50 and standard deviation 5; an "average" overall SEI is 45 to 55. Component SEIs (e.g. Grade 5 STAAR Reading, PSAT Writing) each have average 50 and standard deviation 10; an "average" component SEI is 40 to 60. Component SEIs are computed only if at least eight test results are available.

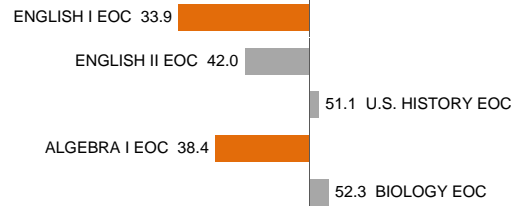
2022-23 School Effectiveness Index (SEI) Detail

8--JUSTIN F. KIMBALL HIGH SCHOOL

Overall SEI: 44.8

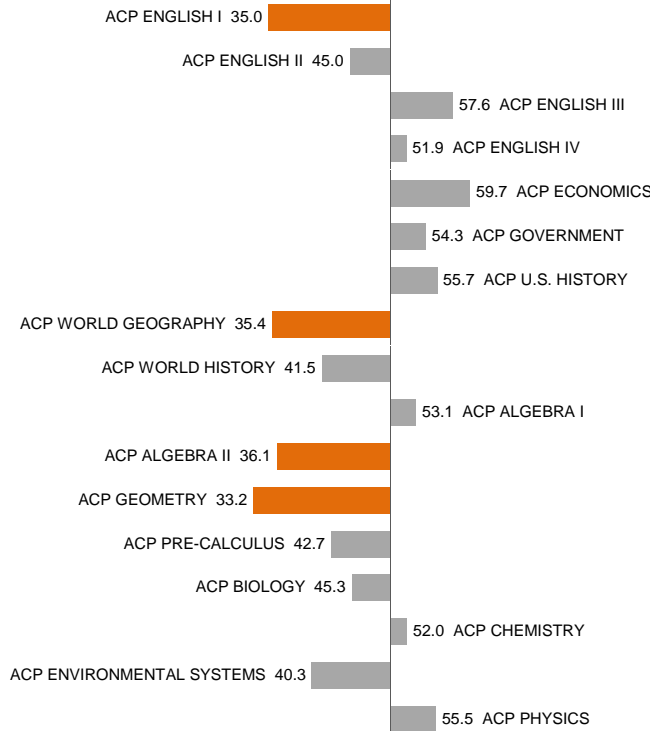
STAAR

Schoolwide



Core ACP

Schoolwide




Other ACP

Schoolwide



Other

Grade 12

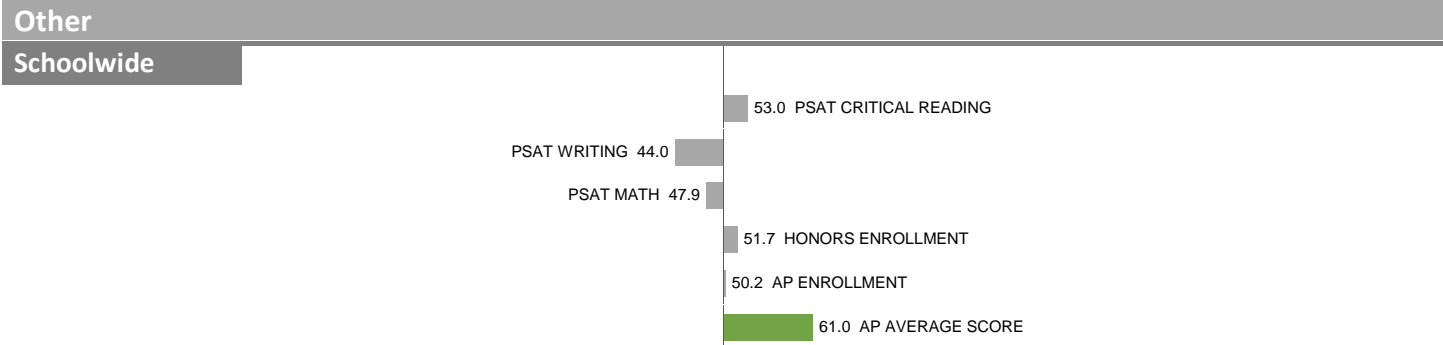


NOTES: "Overall SEI" has average 50 and standard deviation 5; an "average" overall SEI is 45 to 55. Component SEIs (e.g. Grade 5 STAAR Reading, PSAT Writing) each have average 50 and standard deviation 10; an "average" component SEI is 40 to 60. Component SEIs are computed only if at least eight test results are available.

2022-23 School Effectiveness Index (SEI) Detail

8--JUSTIN F. KIMBALL HIGH SCHOOL

Overall SEI: 44.8



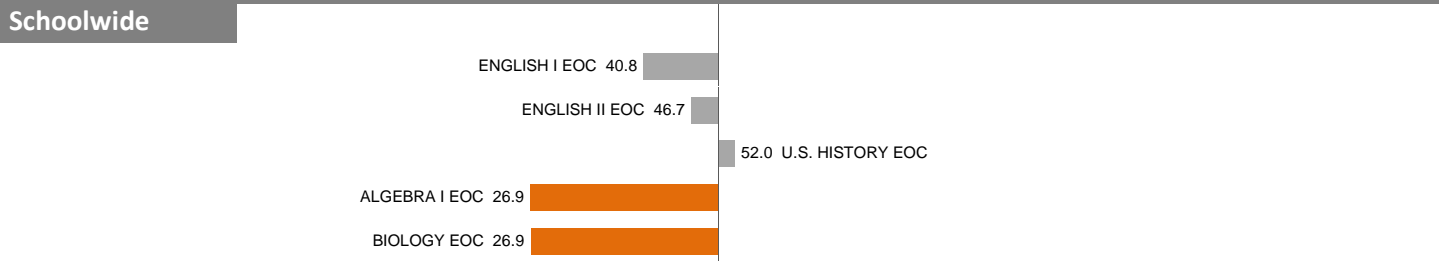
NOTES: "Overall SEI" has average 50 and standard deviation 5; an "average" overall SEI is 45 to 55. Component SEIs (e.g. Grade 5 STAAR Reading, PSAT Writing) each have average 50 and standard deviation 10; an "average" component SEI is 40 to 60. Component SEIs are computed only if at least eight test results are available.

2022-23 School Effectiveness Index (SEI) Detail

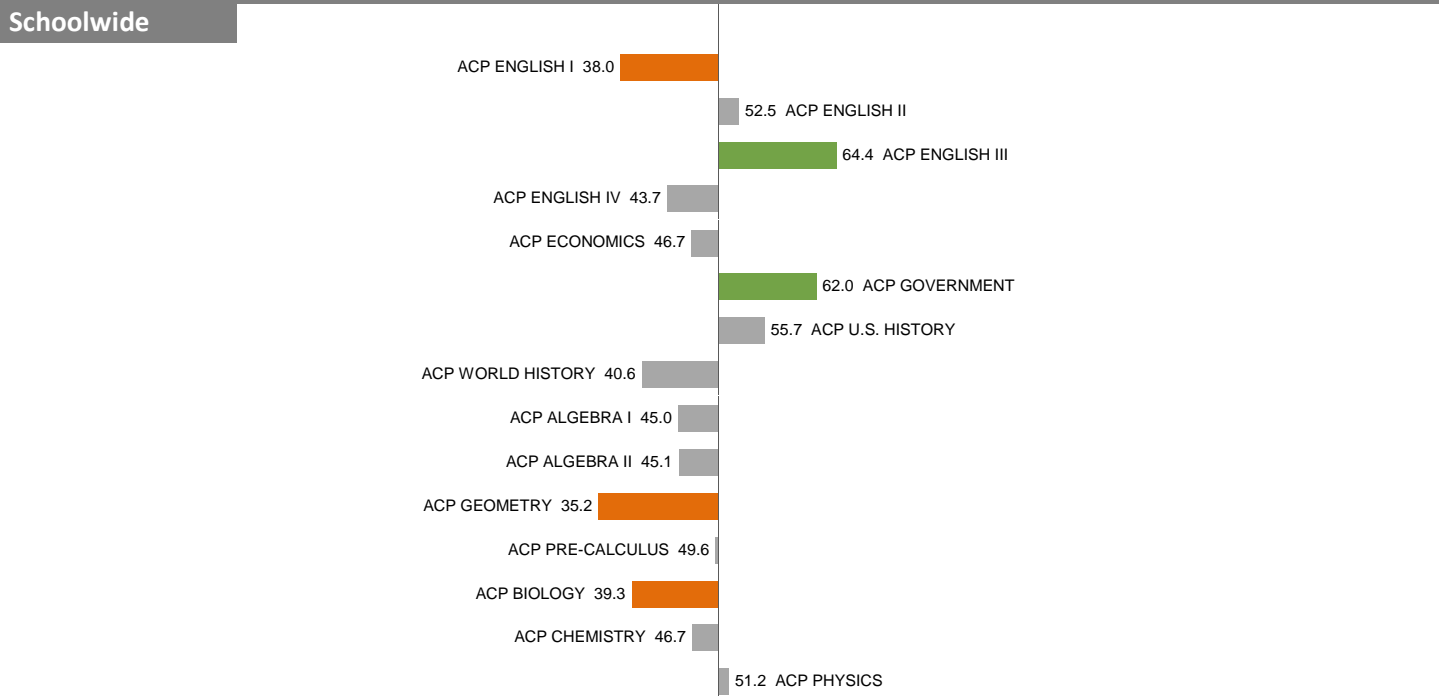
9-LINCOLN HIGH SCHOOL

Overall SEI: 41.9

STAAR




Core ACP



Other ACP



Other



NOTES: "Overall SEI" has average 50 and standard deviation 5; an "average" overall SEI is 45 to 55. Component SEIs (e.g. Grade 5 STAAR Reading, PSAT Writing) each have average 50 and standard deviation 10; an "average" component SEI is 40 to 60. Component SEIs are computed only if at least eight test results are available.


2022-23 School Effectiveness Index (SEI) Detail

9-LINCOLN HIGH SCHOOL

Overall SEI: 41.9

Other

Schoolwide



NOTES: "Overall SEI" has average 50 and standard deviation 5; an "average" overall SEI is 45 to 55. Component SEIs (e.g. Grade 5 STAAR Reading, PSAT Writing) each have average 50 and standard deviation 10; an "average" component SEI is 40 to 60. Component SEIs are computed only if at least eight test results are available.

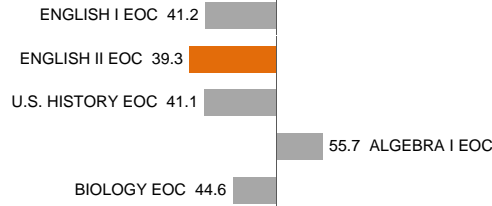
2022-23 School Effectiveness Index (SEI) Detail

12-L.G. PINKSTON HIGH SCHOOL

Overall SEI: 44.1

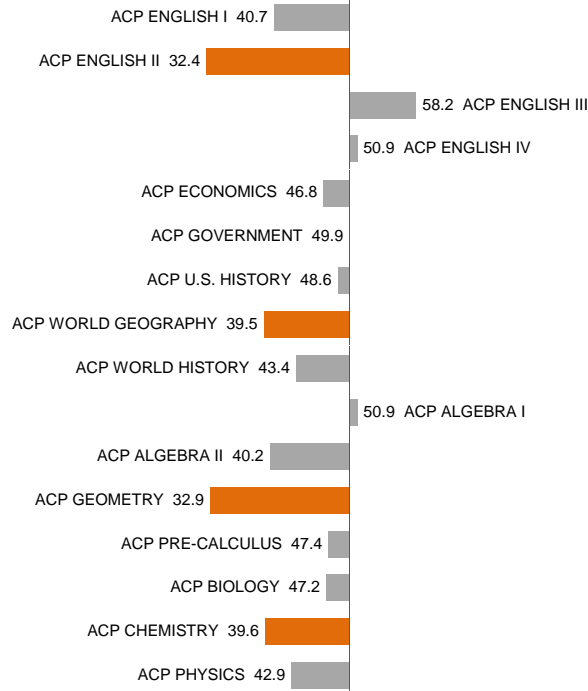
STAAR

Schoolwide



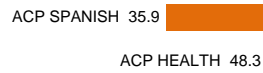
Core ACP

Schoolwide



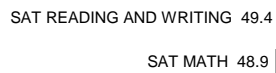
Other ACP

Schoolwide



Other

Grade 12




NOTES: "Overall SEI" has average 50 and standard deviation 5; an "average" overall SEI is 45 to 55. Component SEIs (e.g. Grade 5 STAAR Reading, PSAT Writing) each have average 50 and standard deviation 10; an "average" component SEI is 40 to 60. Component SEIs are computed only if at least eight test results are available.

2022-23 School Effectiveness Index (SEI) Detail

12--L.G. PINKSTON HIGH SCHOOL

Overall SEI: 44.1



NOTES: "Overall SEI" has average 50 and standard deviation 5; an "average" overall SEI is 45 to 55. Component SEIs (e.g. Grade 5 STAAR Reading, PSAT Writing) each have average 50 and standard deviation 10; an "average" component SEI is 40 to 60. Component SEIs are computed only if at least eight test results are available.

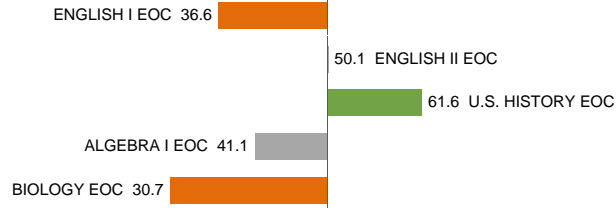
2022-23 School Effectiveness Index (SEI) Detail

13-FRANKLIN D. ROOSEVELT HIGH SCHOOL OF INNOVATION

Overall SEI: 42.8

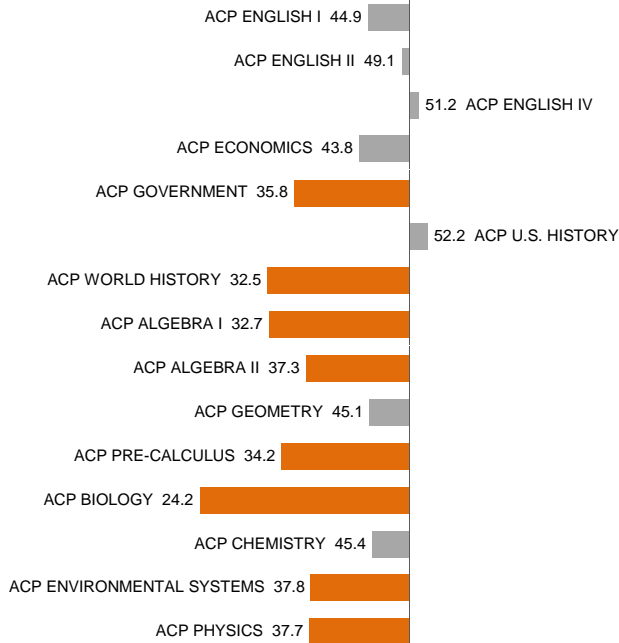
STAAR

Schoolwide



Core ACP

Schoolwide



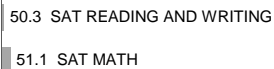
Other ACP

Schoolwide



Other

Grade 12

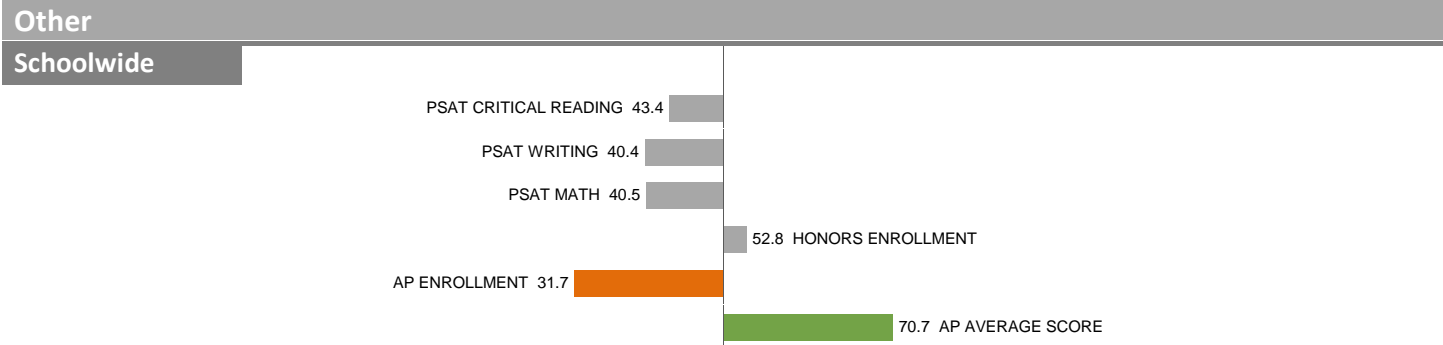


NOTES: "Overall SEI" has average 50 and standard deviation 5; an "average" overall SEI is 45 to 55. Component SEIs (e.g. Grade 5 STAAR Reading, PSAT Writing) each have average 50 and standard deviation 10; an "average" component SEI is 40 to 60. Component SEIs are computed only if at least eight test results are available.

2022-23 School Effectiveness Index (SEI) Detail

13-FRANKLIN D. ROOSEVELT HIGH SCHOOL OF INNOVATION

Overall SEI: 42.8



NOTES: "Overall SEI" has average 50 and standard deviation 5; an "average" overall SEI is 45 to 55. Component SEIs (e.g. Grade 5 STAAR Reading, PSAT Writing) each have average 50 and standard deviation 10; an "average" component SEI is 40 to 60. Component SEIs are computed only if at least eight test results are available.

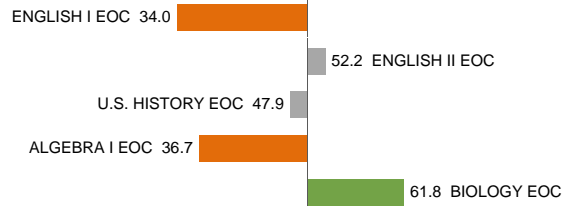
2022-23 School Effectiveness Index (SEI) Detail

14-W.W. SAMUELL HIGH SCHOOL

Overall SEI: 49.7

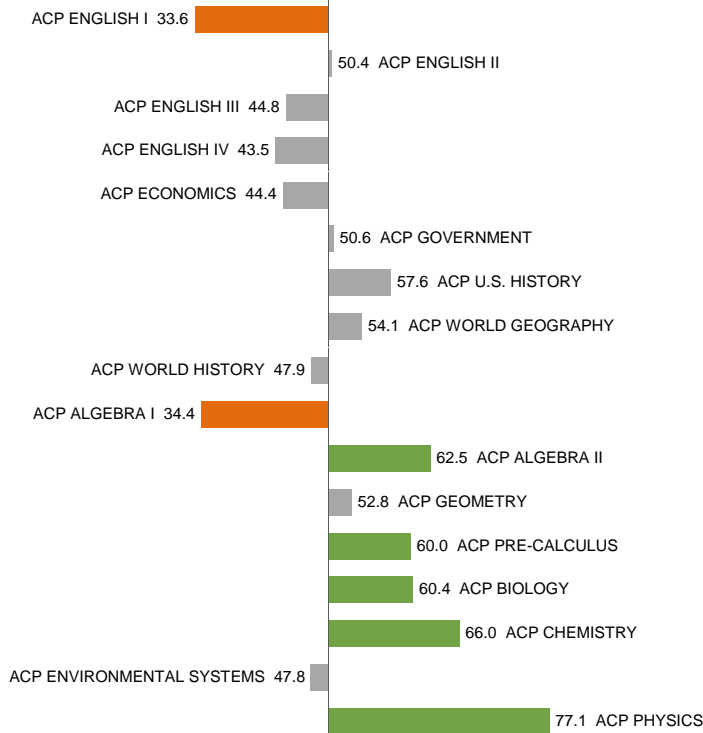
STAAR

Schoolwide



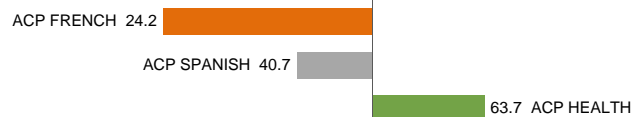
Core ACP

Schoolwide




Other ACP

Schoolwide



Other

Grade 12



NOTES: "Overall SEI" has average 50 and standard deviation 5; an "average" overall SEI is 45 to 55. Component SEIs (e.g. Grade 5 STAAR Reading, PSAT Writing) each have average 50 and standard deviation 10; an "average" component SEI is 40 to 60. Component SEIs are computed only if at least eight test results are available.

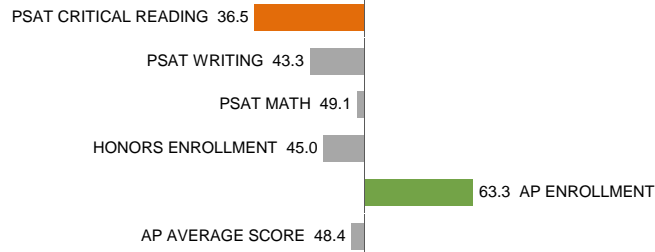
2022-23 School Effectiveness Index (SEI) Detail

14-W.W. SAMUELL HIGH SCHOOL

Overall SEI: 49.7

Other

Schoolwide



NOTES: "Overall SEI" has average 50 and standard deviation 5; an "average" overall SEI is 45 to 55. Component SEIs (e.g. Grade 5 STAAR Reading, PSAT Writing) each have average 50 and standard deviation 10; an "average" component SEI is 40 to 60. Component SEIs are computed only if at least eight test results are available.

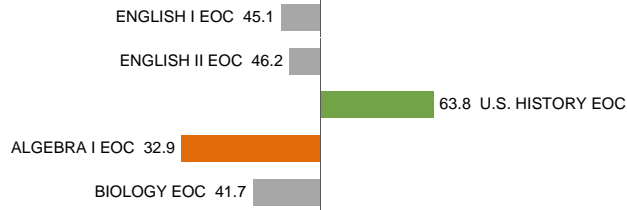
2022-23 School Effectiveness Index (SEI) Detail

15-SEAGOVILLE HIGH SCHOOL

Overall SEI: 47.0

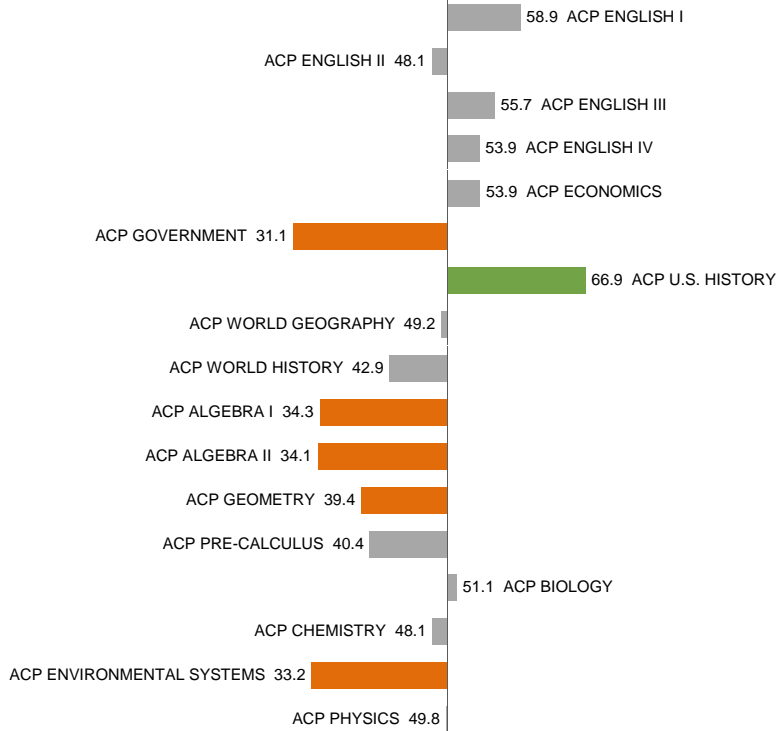
STAAR

Schoolwide



Core ACP

Schoolwide



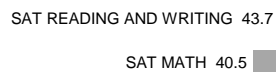
Other ACP

Schoolwide



Other

Grade 12



NOTES: "Overall SEI" has average 50 and standard deviation 5; an "average" overall SEI is 45 to 55. Component SEIs (e.g. Grade 5 STAAR Reading, PSAT Writing) each have average 50 and standard deviation 10; an "average" component SEI is 40 to 60. Component SEIs are computed only if at least eight test results are available.


2022-23 School Effectiveness Index (SEI) Detail

15-SEAGOVILLE HIGH SCHOOL

Overall SEI: 47.0

Other

Schoolwide



NOTES: "Overall SEI" has average 50 and standard deviation 5; an "average" overall SEI is 45 to 55. Component SEIs (e.g. Grade 5 STAAR Reading, PSAT Writing) each have average 50 and standard deviation 10; an "average" component SEI is 40 to 60. Component SEIs are computed only if at least eight test results are available.

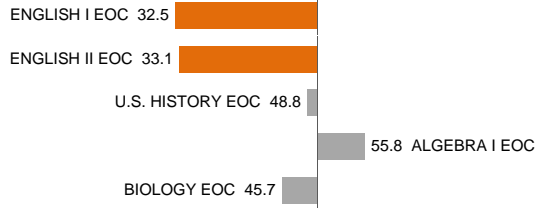
2022-23 School Effectiveness Index (SEI) Detail

16-SOUTH OAK CLIFF HIGH SCHOOL

Overall SEI: 44.5

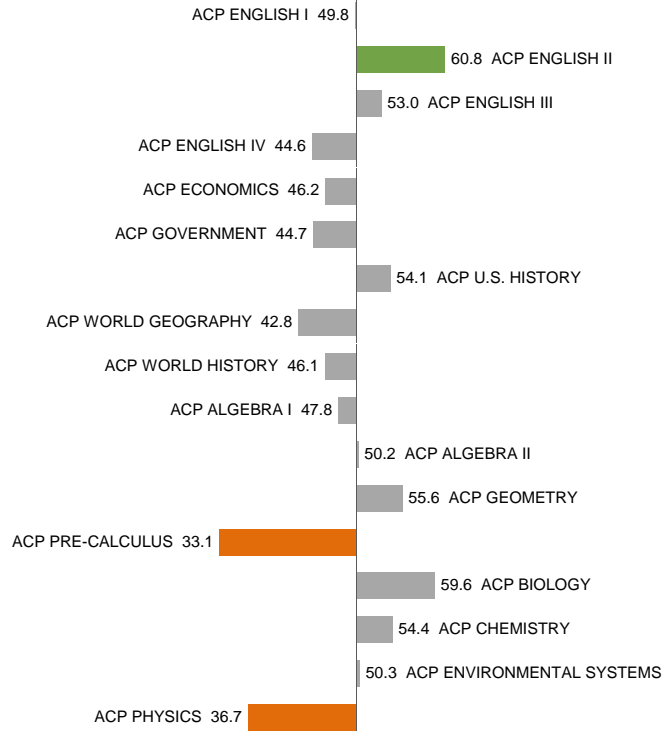
STAAR

Schoolwide



Core ACP

Schoolwide



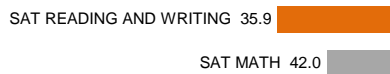
Other ACP

Schoolwide



Other

Grade 12



NOTES: "Overall SEI" has average 50 and standard deviation 5; an "average" overall SEI is 45 to 55. Component SEIs (e.g. Grade 5 STAAR Reading, PSAT Writing) each have average 50 and standard deviation 10; an "average" component SEI is 40 to 60. Component SEIs are computed only if at least eight test results are available.

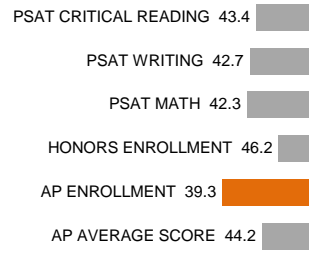
2022-23 School Effectiveness Index (SEI) Detail

16-SOUTH OAK CLIFF HIGH SCHOOL

Overall SEI: 44.5

Other

Schoolwide



NOTES: "Overall SEI" has average 50 and standard deviation 5; an "average" overall SEI is 45 to 55. Component SEIs (e.g. Grade 5 STAAR Reading, PSAT Writing) each have average 50 and standard deviation 10; an "average" component SEI is 40 to 60. Component SEIs are computed only if at least eight test results are available.

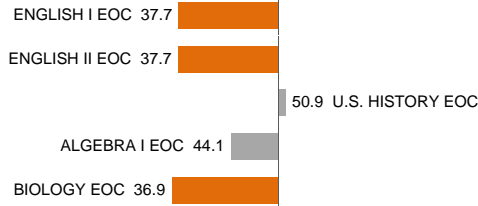
2022-23 School Effectiveness Index (SEI) Detail

17-H. GRADY SPRUCE HIGH SCHOOL

Overall SEI: 43.5

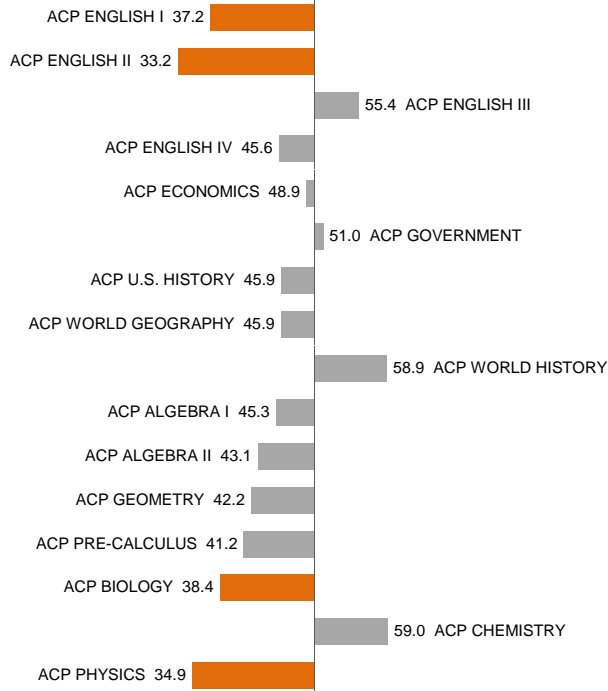
STAAR

Schoolwide



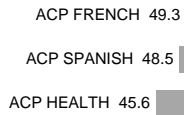
Core ACP

Schoolwide




Other ACP

Schoolwide



Other

Grade 12



NOTES: "Overall SEI" has average 50 and standard deviation 5; an "average" overall SEI is 45 to 55. Component SEIs (e.g. Grade 5 STAAR Reading, PSAT Writing) each have average 50 and standard deviation 10; an "average" component SEI is 40 to 60. Component SEIs are computed only if at least eight test results are available.

2022-23 School Effectiveness Index (SEI) Detail

17-H. GRADY SPRUCE HIGH SCHOOL

Overall SEI: 43.5

Other

Schoolwide

PSAT CRITICAL READING	46.2	■
PSAT WRITING	46.4	■
PSAT MATH	46.5	■
HONORS ENROLLMENT	45.8	■
AP ENROLLMENT	44.2	■
AP AVERAGE SCORE	46.3	■

NOTES: "Overall SEI" has average 50 and standard deviation 5; an "average" overall SEI is 45 to 55. Component SEIs (e.g. Grade 5 STAAR Reading, PSAT Writing) each have average 50 and standard deviation 10; an "average" component SEI is 40 to 60. Component SEIs are computed only if at least eight test results are available.

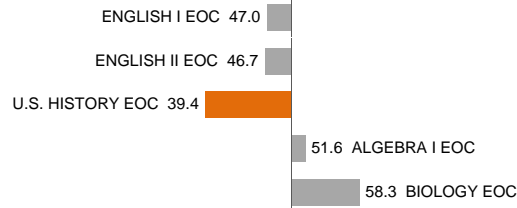
2022-23 School Effectiveness Index (SEI) Detail

18-SUNSET HIGH SCHOOL

Overall SEI: 52.3

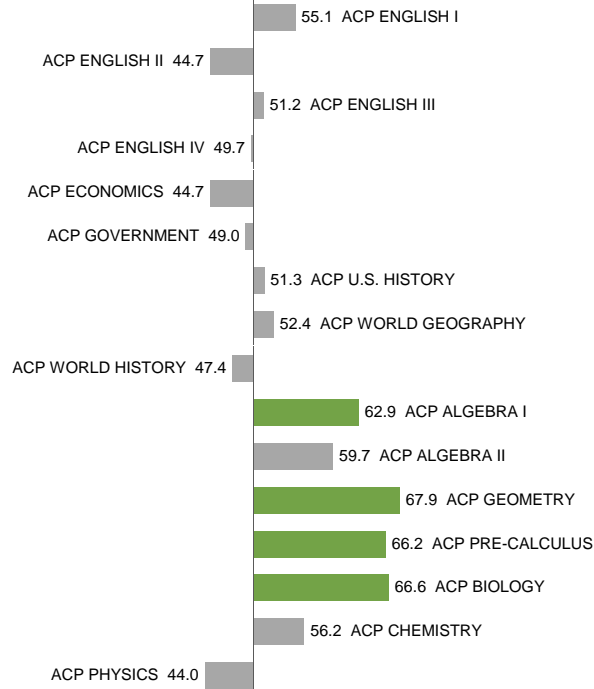
STAAR

Schoolwide



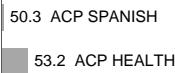
Core ACP

Schoolwide



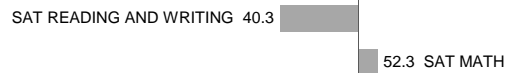
Other ACP

Schoolwide



Other

Grade 12



NOTES: "Overall SEI" has average 50 and standard deviation 5; an "average" overall SEI is 45 to 55. Component SEIs (e.g. Grade 5 STAAR Reading, PSAT Writing) each have average 50 and standard deviation 10; an "average" component SEI is 40 to 60. Component SEIs are computed only if at least eight test results are available.

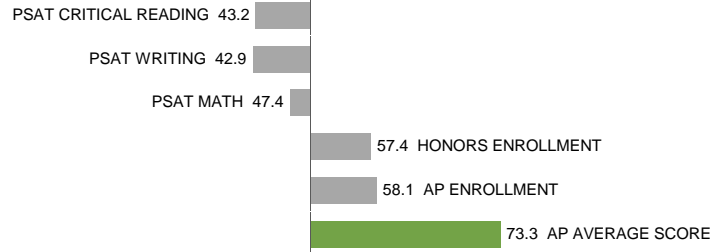
2022-23 School Effectiveness Index (SEI) Detail

18-SUNSET HIGH SCHOOL

Overall SEI: 52.3

Other

Schoolwide



NOTES: "Overall SEI" has average 50 and standard deviation 5; an "average" overall SEI is 45 to 55. Component SEIs (e.g. Grade 5 STAAR Reading, PSAT Writing) each have average 50 and standard deviation 10; an "average" component SEI is 40 to 60. Component SEIs are computed only if at least eight test results are available.

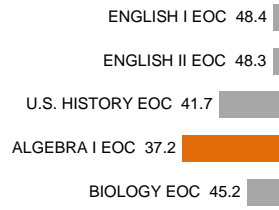
2022-23 School Effectiveness Index (SEI) Detail

21-W.T. WHITE HIGH SCHOOL

Overall SEI: 45.1

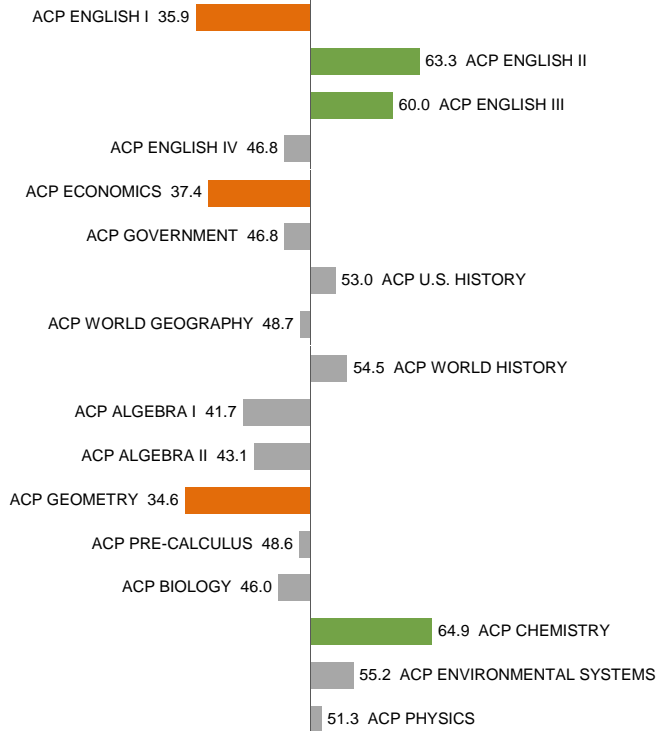
STAAR

Schoolwide



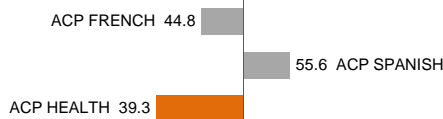
Core ACP

Schoolwide



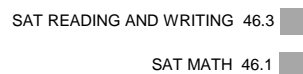
Other ACP

Schoolwide



Other

Grade 12




NOTES: "Overall SEI" has average 50 and standard deviation 5; an "average" overall SEI is 45 to 55. Component SEIs (e.g. Grade 5 STAAR Reading, PSAT Writing) each have average 50 and standard deviation 10; an "average" component SEI is 40 to 60. Component SEIs are computed only if at least eight test results are available.

2022-23 School Effectiveness Index (SEI) Detail

21-W.T. WHITE HIGH SCHOOL

Overall SEI: 45.1



NOTES: "Overall SEI" has average 50 and standard deviation 5; an "average" overall SEI is 45 to 55. Component SEIs (e.g. Grade 5 STAAR Reading, PSAT Writing) each have average 50 and standard deviation 10; an "average" component SEI is 40 to 60. Component SEIs are computed only if at least eight test results are available.

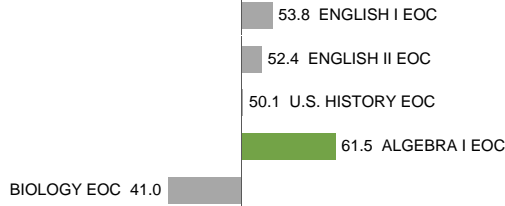
2022-23 School Effectiveness Index (SEI) Detail

22-WOODROW WILSON HIGH SCHOOL

Overall SEI: 54.4

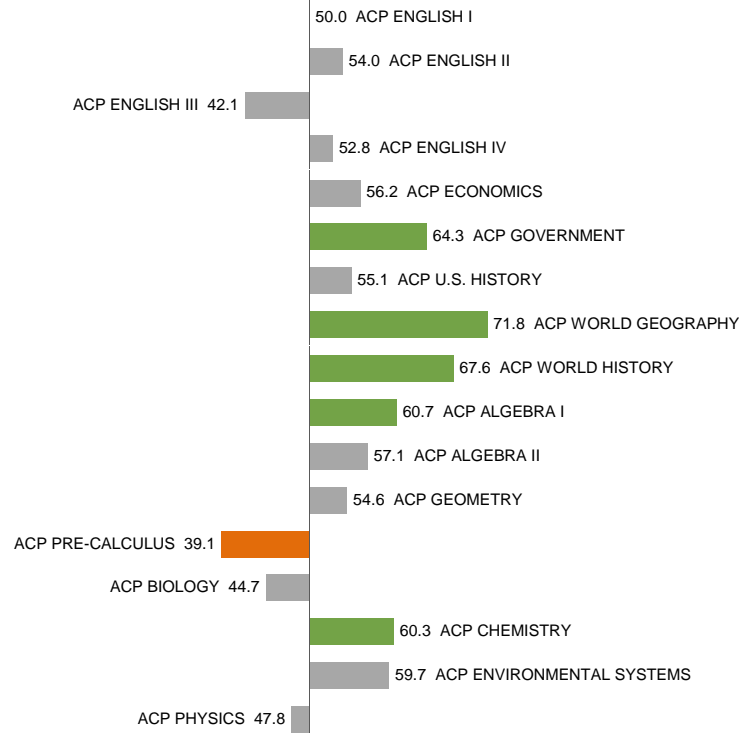
STAAR

Schoolwide



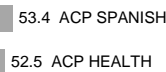
Core ACP

Schoolwide



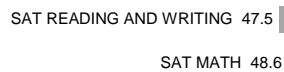
Other ACP

Schoolwide



Other

Grade 12



NOTES: "Overall SEI" has average 50 and standard deviation 5; an "average" overall SEI is 45 to 55. Component SEIs (e.g. Grade 5 STAAR Reading, PSAT Writing) each have average 50 and standard deviation 10; an "average" component SEI is 40 to 60. Component SEIs are computed only if at least eight test results are available.

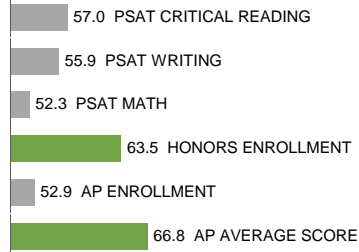
2022-23 School Effectiveness Index (SEI) Detail

22-WOODROW WILSON HIGH SCHOOL

Overall SEI: 54.4

Other

Schoolwide



NOTES: "Overall SEI" has average 50 and standard deviation 5; an "average" overall SEI is 45 to 55. Component SEIs (e.g. Grade 5 STAAR Reading, PSAT Writing) each have average 50 and standard deviation 10; an "average" component SEI is 40 to 60. Component SEIs are computed only if at least eight test results are available.

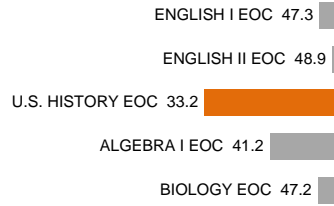
2022-23 School Effectiveness Index (SEI) Detail

23-DAVID W. CARTER HIGH SCHOOL

Overall SEI: 43.9

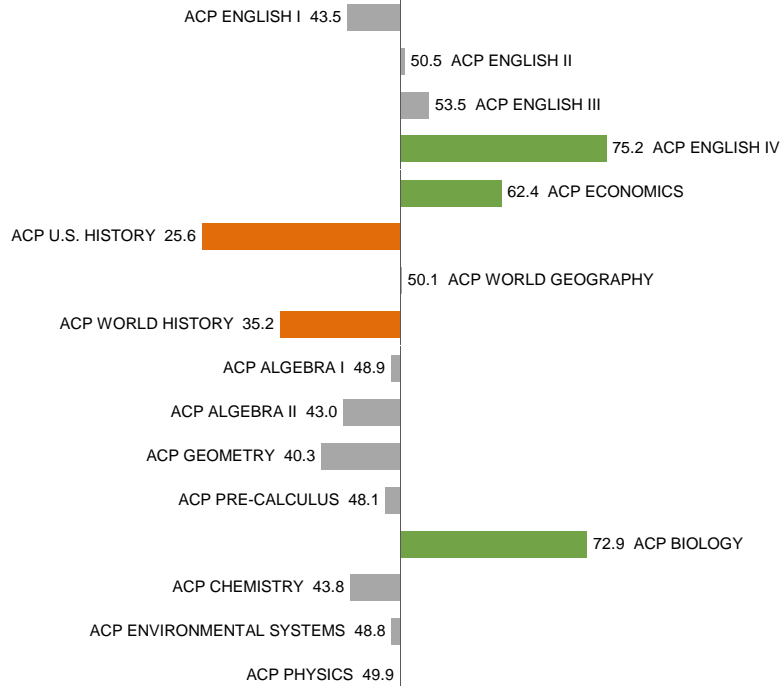
STAAR

Schoolwide



Core ACP

Schoolwide



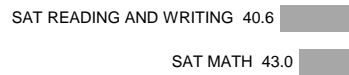
Other ACP

Schoolwide



Other

Grade 12



NOTES: "Overall SEI" has average 50 and standard deviation 5; an "average" overall SEI is 45 to 55. Component SEIs (e.g. Grade 5 STAAR Reading, PSAT Writing) each have average 50 and standard deviation 10; an "average" component SEI is 40 to 60. Component SEIs are computed only if at least eight test results are available.

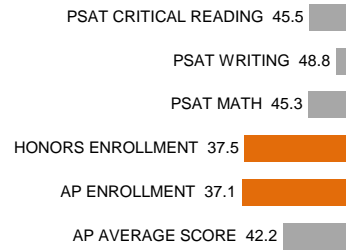
2022-23 School Effectiveness Index (SEI) Detail

23-DAVID W. CARTER HIGH SCHOOL

Overall SEI: 43.9

Other

Schoolwide



NOTES: "Overall SEI" has average 50 and standard deviation 5; an "average" overall SEI is 45 to 55. Component SEIs (e.g. Grade 5 STAAR Reading, PSAT Writing) each have average 50 and standard deviation 10; an "average" component SEI is 40 to 60. Component SEIs are computed only if at least eight test results are available.

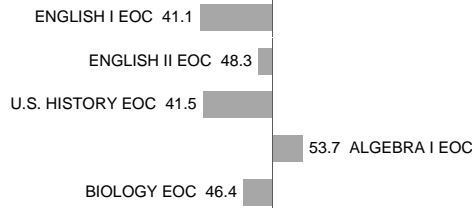
2022-23 School Effectiveness Index (SEI) Detail

24-NORTH DALLAS HIGH SCHOOL

Overall SEI: 45.6

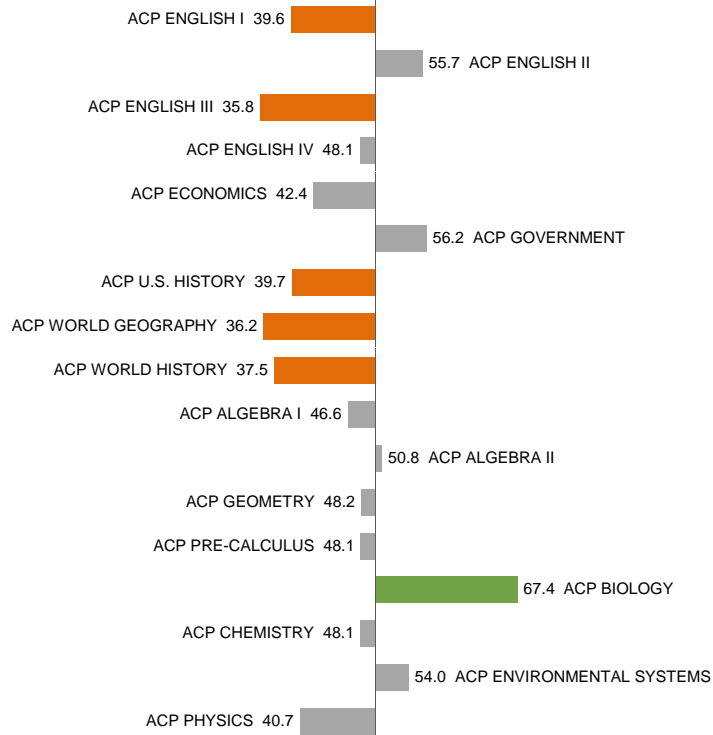
STAAR

Schoolwide



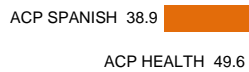
Core ACP

Schoolwide



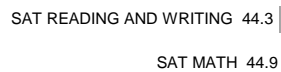
Other ACP

Schoolwide



Other

Grade 12

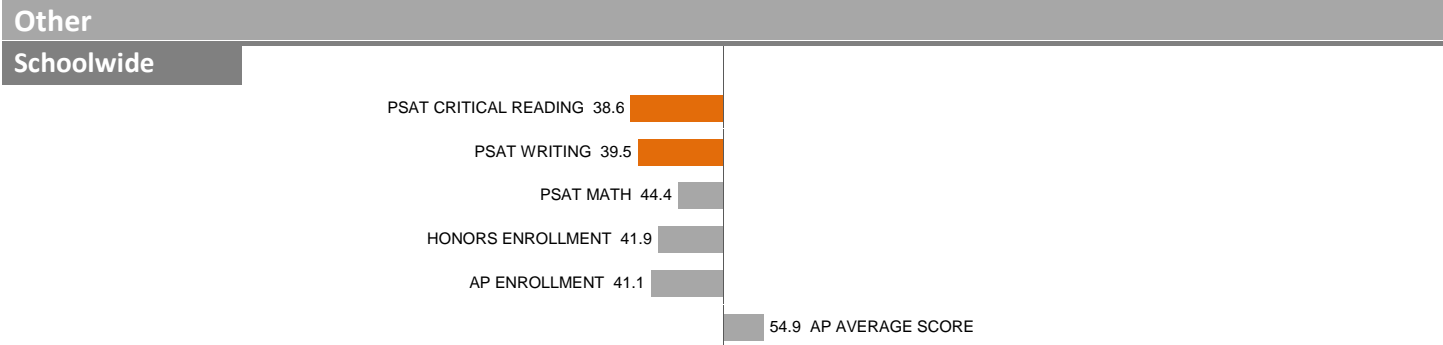


NOTES: "Overall SEI" has average 50 and standard deviation 5; an "average" overall SEI is 45 to 55. Component SEIs (e.g. Grade 5 STAAR Reading, PSAT Writing) each have average 50 and standard deviation 10; an "average" component SEI is 40 to 60. Component SEIs are computed only if at least eight test results are available.

2022-23 School Effectiveness Index (SEI) Detail

24-NORTH DALLAS HIGH SCHOOL

Overall SEI: 45.6



NOTES: "Overall SEI" has average 50 and standard deviation 5; an "average" overall SEI is 45 to 55. Component SEIs (e.g. Grade 5 STAAR Reading, PSAT Writing) each have average 50 and standard deviation 10; an "average" component SEI is 40 to 60. Component SEIs are computed only if at least eight test results are available.

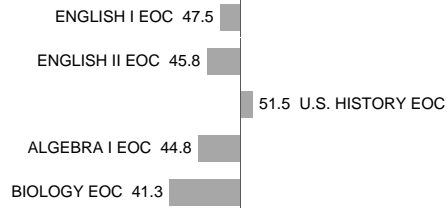
2022-23 School Effectiveness Index (SEI) Detail

25-SKYLINE HIGH SCHOOL

Overall SEI: 50.8

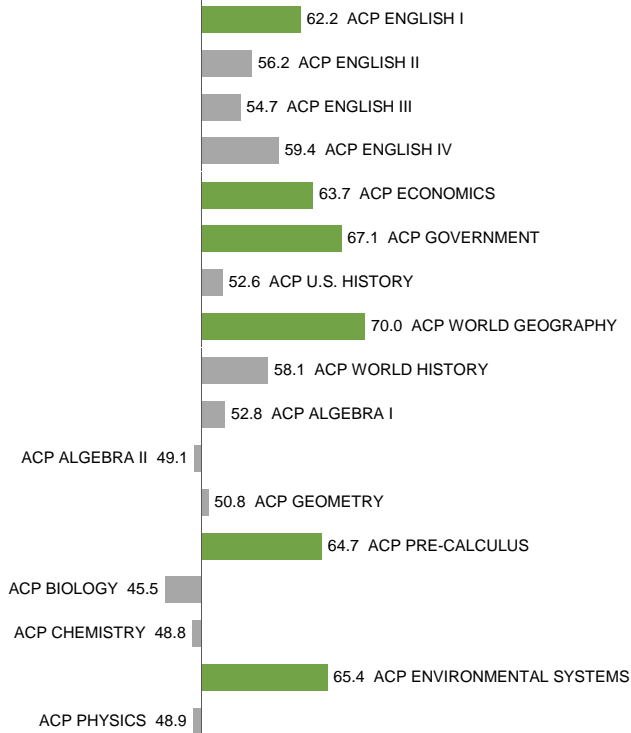
STAAR

Schoolwide



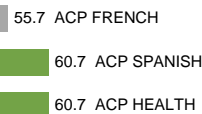
Core ACP

Schoolwide



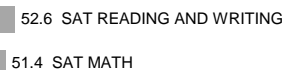
Other ACP

Schoolwide



Other

Grade 12



NOTES: "Overall SEI" has average 50 and standard deviation 5; an "average" overall SEI is 45 to 55. Component SEIs (e.g. Grade 5 STAAR Reading, PSAT Writing) each have average 50 and standard deviation 10; an "average" component SEI is 40 to 60. Component SEIs are computed only if at least eight test results are available.


2022-23 School Effectiveness Index (SEI) Detail

25-SKYLINE HIGH SCHOOL

Overall SEI: 50.8

Other

Schoolwide



NOTES: "Overall SEI" has average 50 and standard deviation 5; an "average" overall SEI is 45 to 55. Component SEIs (e.g. Grade 5 STAAR Reading, PSAT Writing) each have average 50 and standard deviation 10; an "average" component SEI is 40 to 60. Component SEIs are computed only if at least eight test results are available.

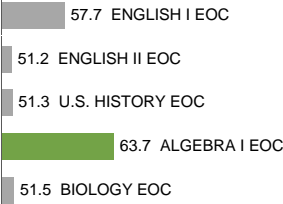
2022-23 School Effectiveness Index (SEI) Detail

28-EMMETT J. CONRAD HIGH SCHOOL

Overall SEI: 49.5

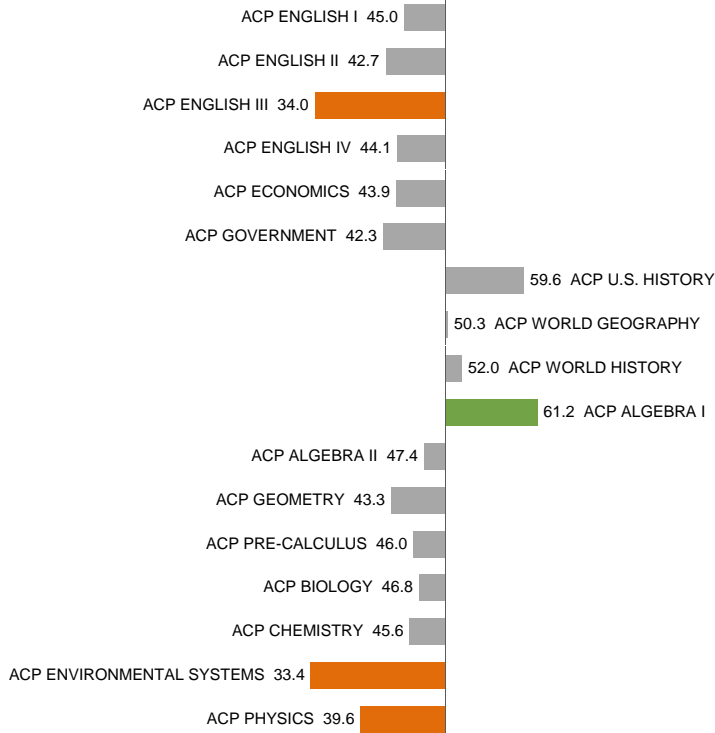
STAAR

Schoolwide



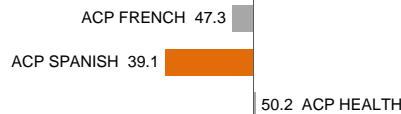
Core ACP

Schoolwide



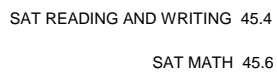
Other ACP

Schoolwide



Other

Grade 12



NOTES: "Overall SEI" has average 50 and standard deviation 5; an "average" overall SEI is 45 to 55. Component SEIs (e.g. Grade 5 STAAR Reading, PSAT Writing) each have average 50 and standard deviation 10; an "average" component SEI is 40 to 60. Component SEIs are computed only if at least eight test results are available.


2022-23 School Effectiveness Index (SEI) Detail

28-EMMETT J. CONRAD HIGH SCHOOL

Overall SEI: 49.5

Other

Schoolwide



NOTES: "Overall SEI" has average 50 and standard deviation 5; an "average" overall SEI is 45 to 55. Component SEIs (e.g. Grade 5 STAAR Reading, PSAT Writing) each have average 50 and standard deviation 10; an "average" component SEI is 40 to 60. Component SEIs are computed only if at least eight test results are available.

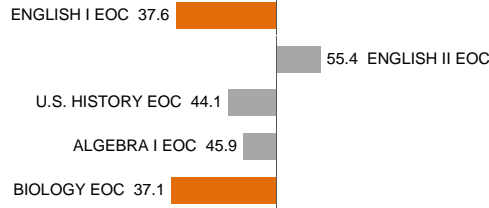
2022-23 School Effectiveness Index (SEI) Detail

32-JAMES MADISON HIGH SCHOOL

Overall SEI: 44.7

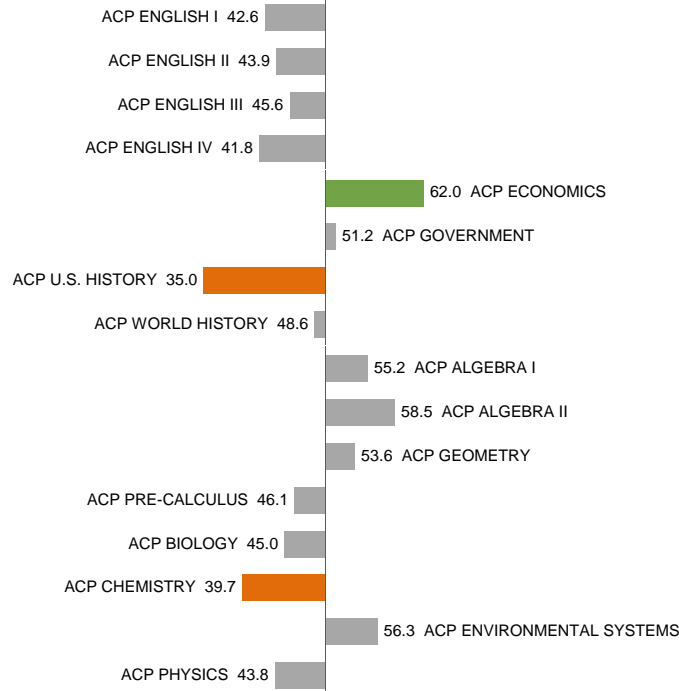
STAAR

Schoolwide




Core ACP

Schoolwide



Other ACP

Schoolwide



Other

Grade 12



NOTES: "Overall SEI" has average 50 and standard deviation 5; an "average" overall SEI is 45 to 55. Component SEIs (e.g. Grade 5 STAAR Reading, PSAT Writing) each have average 50 and standard deviation 10; an "average" component SEI is 40 to 60. Component SEIs are computed only if at least eight test results are available.

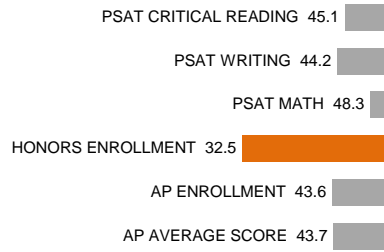
2022-23 School Effectiveness Index (SEI) Detail

32-JAMES MADISON HIGH SCHOOL

Overall SEI: 44.7

Other

Schoolwide



NOTES: "Overall SEI" has average 50 and standard deviation 5; an "average" overall SEI is 45 to 55. Component SEIs (e.g. Grade 5 STAAR Reading, PSAT Writing) each have average 50 and standard deviation 10; an "average" component SEI is 40 to 60. Component SEIs are computed only if at least eight test results are available.


2022-23 School Effectiveness Index (SEI) Detail

380–WILMER-HUTCHINS HIGH SCHOOL

Overall SEI: 37.5

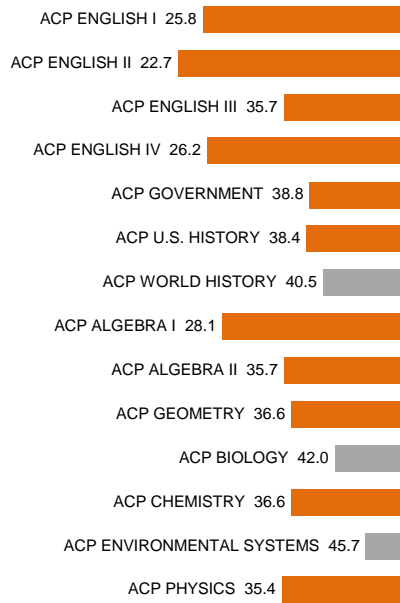
STAAR

Schoolwide



Core ACP

Schoolwide



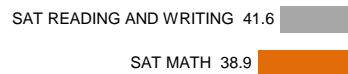
Other ACP

Schoolwide

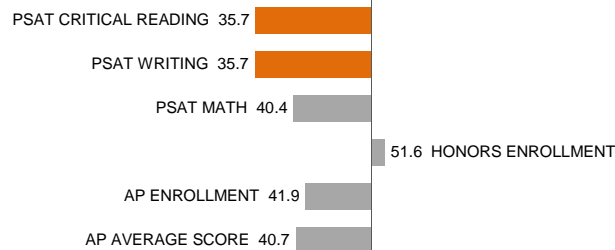


Other

Grade 12



Schoolwide



NOTES: "Overall SEI" has average 50 and standard deviation 5; an "average" overall SEI is 45 to 55. Component SEIs (e.g. Grade 5 STAAR Reading, PSAT Writing) each have average 50 and standard deviation 10; an "average" component SEI is 40 to 60. Component SEIs are computed only if at least eight test results are available.