

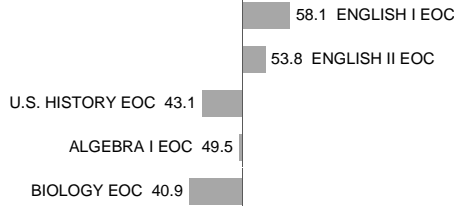
2021-22 School Effectiveness Index (SEI) Detail

3-NEW TECH HIGH SCHOOL AT B.F. DARRELL

Overall SEI: 48.3

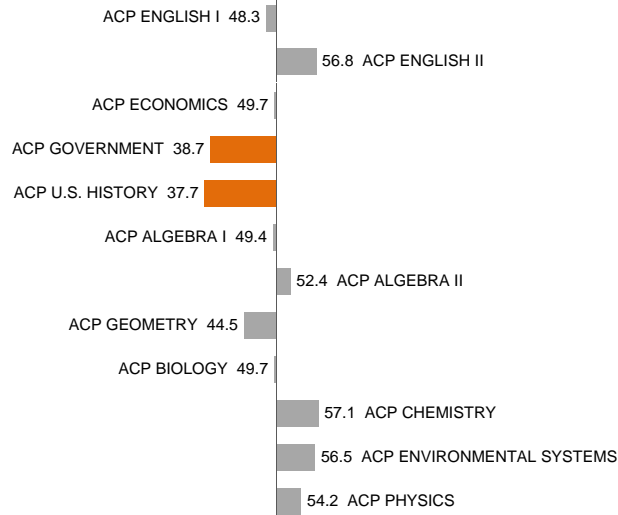
STAAR

Schoolwide



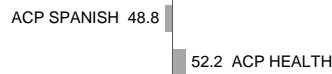
Core ACP

Schoolwide



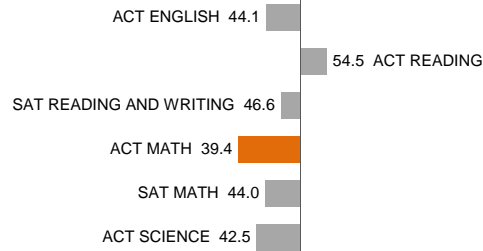
Other ACP

Schoolwide



Other

Grade 12

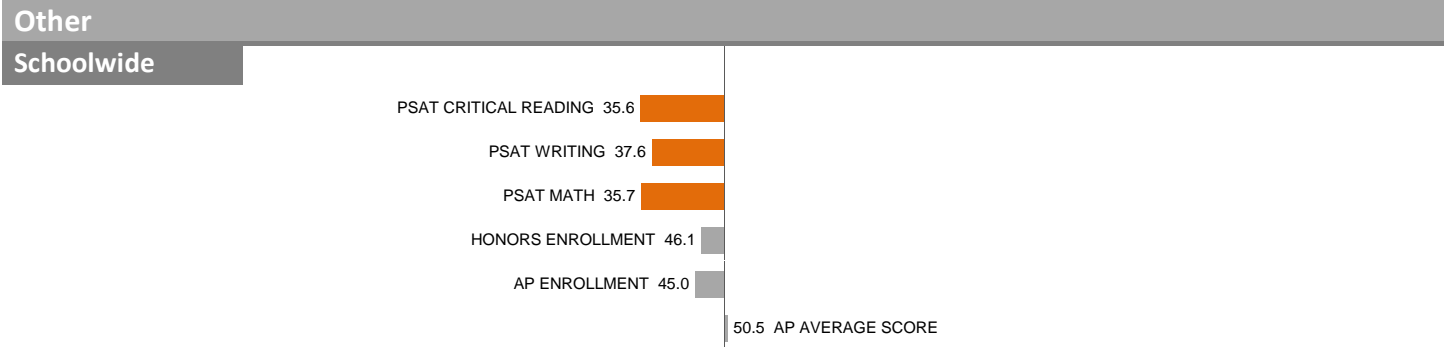


NOTES: "Overall SEI" has average 50 and standard deviation 5; an "average" overall SEI is 45 to 55. Component SEIs (e.g. Grade 5 STAAR Reading, PSAT Writing) each have average 50 and standard deviation 10; an "average" component SEI is 40 to 60. Component SEIs are computed only if at least eight test results are available.

2021-22 School Effectiveness Index (SEI) Detail

3-NEW TECH HIGH SCHOOL AT B.F. DARRELL

Overall SEI: 48.3



NOTES: "Overall SEI" has average 50 and standard deviation 5; an "average" overall SEI is 45 to 55. Component SEIs (e.g. Grade 5 STAAR Reading, PSAT Writing) each have average 50 and standard deviation 10; an "average" component SEI is 40 to 60. Component SEIs are computed only if at least eight test results are available.

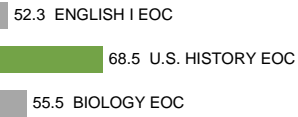
2021-22 School Effectiveness Index (SEI) Detail

26-SCHOOL OF SCIENCE & ENGINEERING AT TOWNVIEW

Overall SEI: 60.7

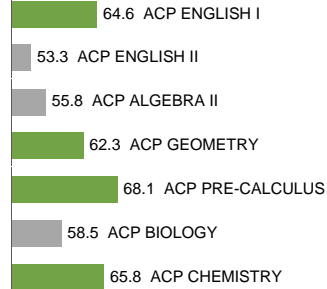
STAAR

Schoolwide



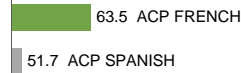
Core ACP

Schoolwide



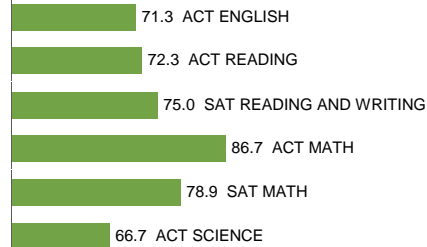
Other ACP

Schoolwide

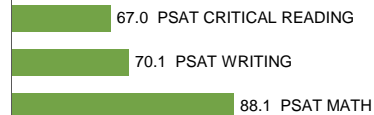


Other

Grade 12



Schoolwide



NOTES: "Overall SEI" has average 50 and standard deviation 5; an "average" overall SEI is 45 to 55. Component SEIs (e.g. Grade 5 STAAR Reading, PSAT Writing) each have average 50 and standard deviation 10; an "average" component SEI is 40 to 60. Component SEIs are computed only if at least eight test results are available.

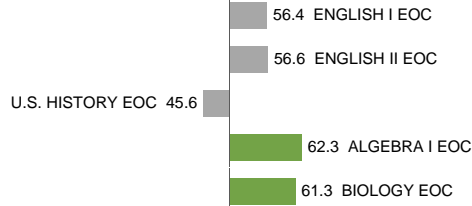
2021-22 School Effectiveness Index (SEI) Detail

33-SCHOOL OF BUSINESS & MANAGEMENT AT TOWNVIEW

Overall SEI: 54.8

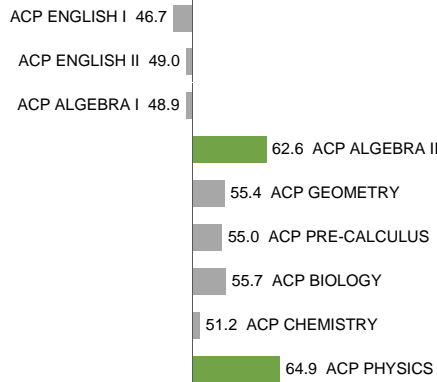
STAAR

Schoolwide



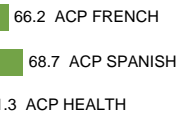
Core ACP

Schoolwide



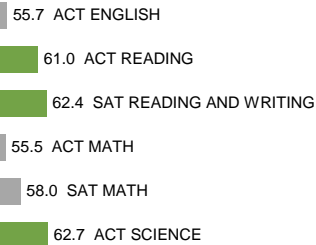
Other ACP

Schoolwide

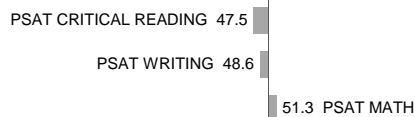


Other

Grade 12



Schoolwide



NOTES: "Overall SEI" has average 50 and standard deviation 5; an "average" overall SEI is 45 to 55. Component SEIs (e.g. Grade 5 STAAR Reading, PSAT Writing) each have average 50 and standard deviation 10; an "average" component SEI is 40 to 60. Component SEIs are computed only if at least eight test results are available.


2021-22 School Effectiveness Index (SEI) Detail

34-BOOKER T. WASHINGTON HIGH SCHOOL FOR THE ARTS

Overall SEI: 53.2


STAAR

Schoolwide



Core ACP

Schoolwide



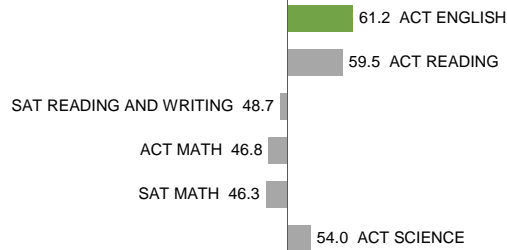
Other ACP

Schoolwide



Other

Grade 12



NOTES: "Overall SEI" has average 50 and standard deviation 5; an "average" overall SEI is 45 to 55. Component SEIs (e.g. Grade 5 STAAR Reading, PSAT Writing) each have average 50 and standard deviation 10; an "average" component SEI is 40 to 60. Component SEIs are computed only if at least eight test results are available.

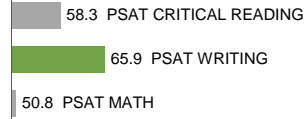
2021-22 School Effectiveness Index (SEI) Detail

34-BOOKER T. WASHINGTON HIGH SCHOOL FOR THE ARTS

Overall SEI: 53.2

Other

Schoolwide




NOTES: "Overall SEI" has average 50 and standard deviation 5; an "average" overall SEI is 45 to 55. Component SEIs (e.g. Grade 5 STAAR Reading, PSAT Writing) each have average 50 and standard deviation 10; an "average" component SEI is 40 to 60. Component SEIs are computed only if at least eight test results are available.

2021-22 School Effectiveness Index (SEI) Detail

35-IRMA L. RANGEL YOUNG WOMENS LEADERSHIP SCHOOL

Overall SEI: 58.7

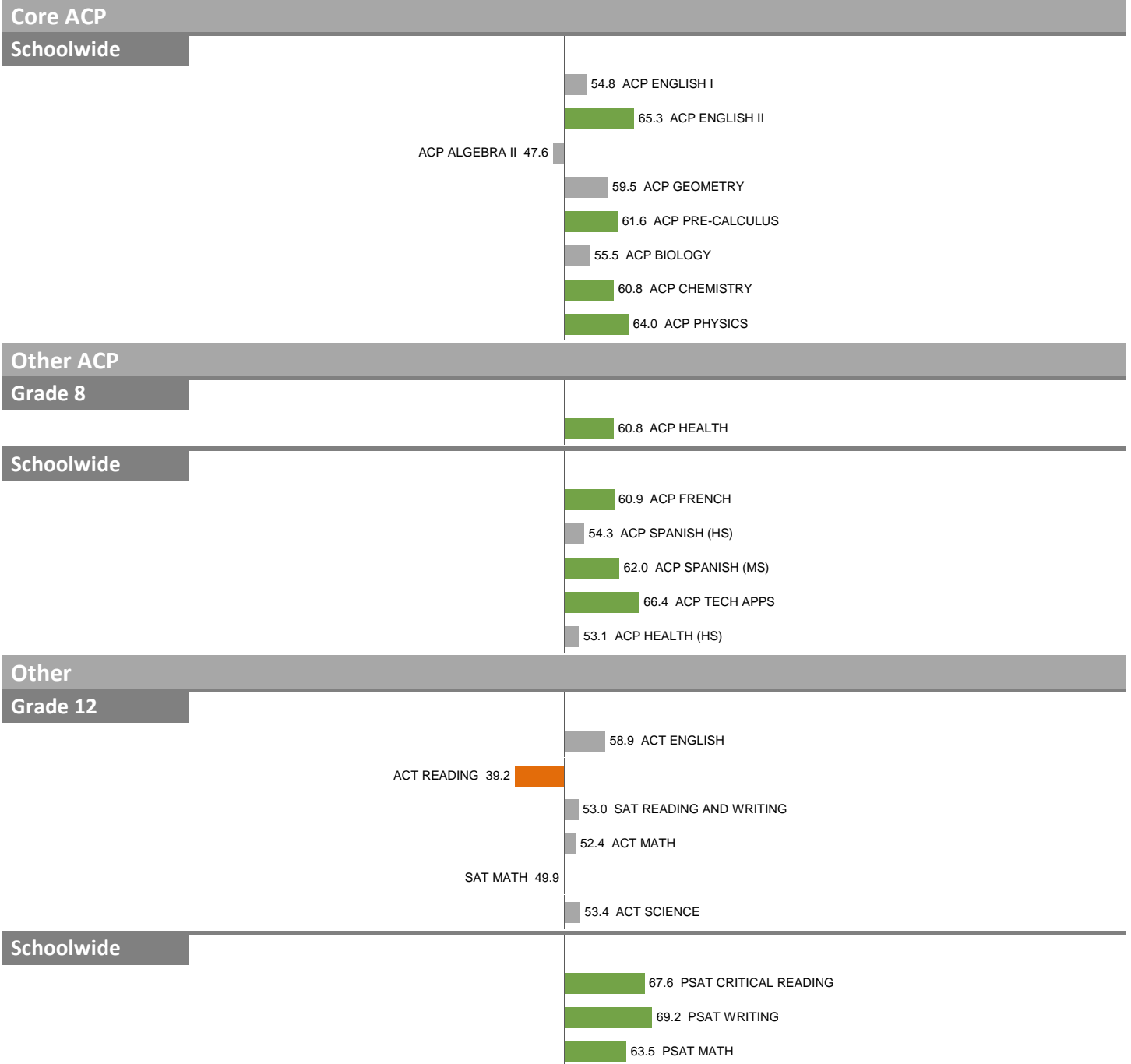


NOTES: "Overall SEI" has average 50 and standard deviation 5; an "average" overall SEI is 45 to 55. Component SEIs (e.g. Grade 5 STAAR Reading, PSAT Writing) each have average 50 and standard deviation 10; an "average" component SEI is 40 to 60. Component SEIs are computed only if at least eight test results are available.

2021-22 School Effectiveness Index (SEI) Detail

35-IRMA L. RANGEL YOUNG WOMENS LEADERSHIP SCHOOL

Overall SEI: 58.7



NOTES: "Overall SEI" has average 50 and standard deviation 5; an "average" overall SEI is 45 to 55. Component SEIs (e.g. Grade 5 STAAR Reading, PSAT Writing) each have average 50 and standard deviation 10; an "average" component SEI is 40 to 60. Component SEIs are computed only if at least eight test results are available.

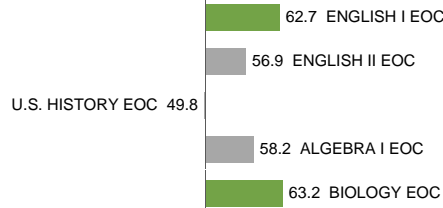
2021-22 School Effectiveness Index (SEI) Detail

36-SCHOOL OF HEALTH PROFESSIONS AT TOWNVIEW

Overall SEI: 56.0

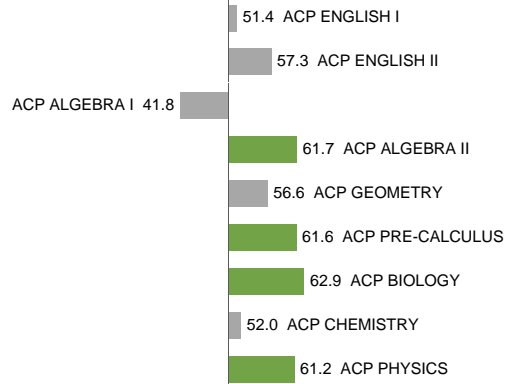
STAAR

Schoolwide



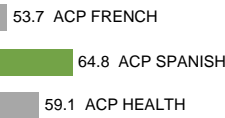
Core ACP

Schoolwide



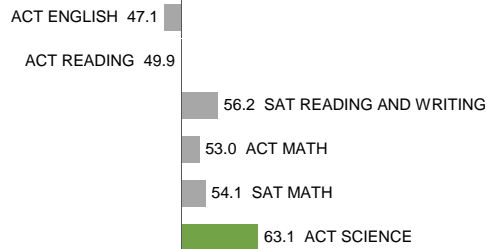
Other ACP

Schoolwide

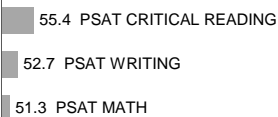


Other

Grade 12



Schoolwide



NOTES: "Overall SEI" has average 50 and standard deviation 5; an "average" overall SEI is 45 to 55. Component SEIs (e.g. Grade 5 STAAR Reading, PSAT Writing) each have average 50 and standard deviation 10; an "average" component SEI is 40 to 60. Component SEIs are computed only if at least eight test results are available.

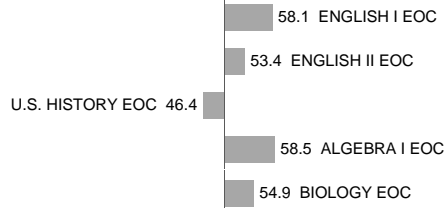
2021-22 School Effectiveness Index (SEI) Detail

37-ROSIE M. COLLINS SORRELLS SCHOOL OF EDUCATION & SOCIAL SERVICES

Overall SEI: 51.8

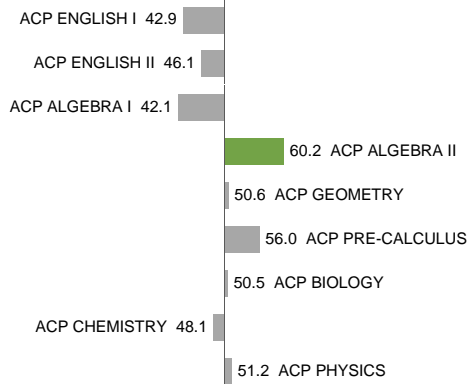
STAAR

Schoolwide



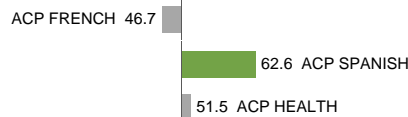
Core ACP

Schoolwide




Other ACP

Schoolwide

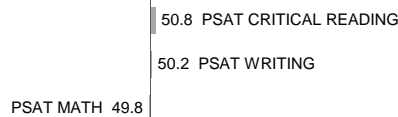


Other

Grade 12



Schoolwide



NOTES: "Overall SEI" has average 50 and standard deviation 5; an "average" overall SEI is 45 to 55. Component SEIs (e.g. Grade 5 STAAR Reading, PSAT Writing) each have average 50 and standard deviation 10; an "average" component SEI is 40 to 60. Component SEIs are computed only if at least eight test results are available.

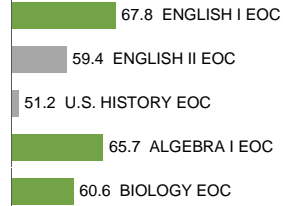
2021-22 School Effectiveness Index (SEI) Detail

38-JUDGE BAREFOOT SANDERS LAW MAGNET

Overall SEI: 57.3

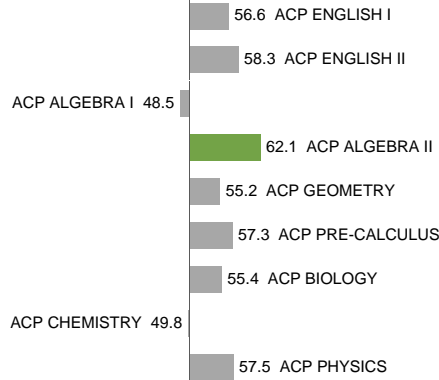
STAAR

Schoolwide



Core ACP

Schoolwide



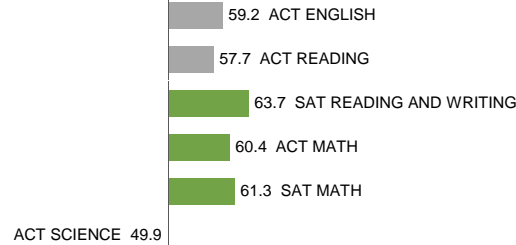
Other ACP

Schoolwide

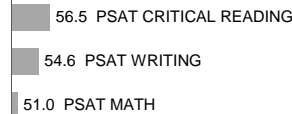


Other

Grade 12



Schoolwide



NOTES: "Overall SEI" has average 50 and standard deviation 5; an "average" overall SEI is 45 to 55. Component SEIs (e.g. Grade 5 STAAR Reading, PSAT Writing) each have average 50 and standard deviation 10; an "average" component SEI is 40 to 60. Component SEIs are computed only if at least eight test results are available.

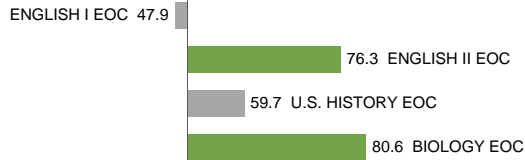
2021-22 School Effectiveness Index (SEI) Detail

39-SCHOOL FOR THE TALENTED & GIFTED AT TOWNVIEW

Overall SEI: 62.7

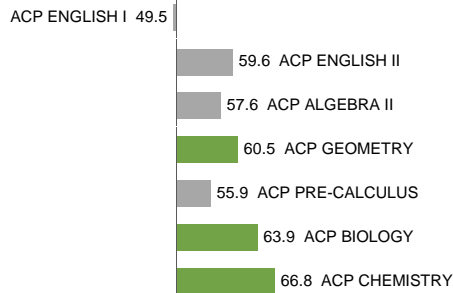
STAAR

Schoolwide



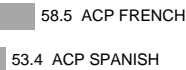
Core ACP

Schoolwide



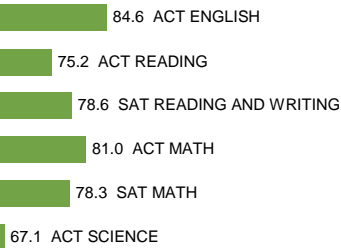
Other ACP

Schoolwide

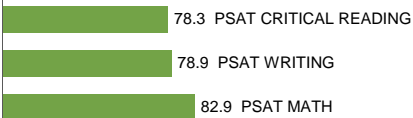


Other

Grade 12



Schoolwide




NOTES: "Overall SEI" has average 50 and standard deviation 5; an "average" overall SEI is 45 to 55. Component SEIs (e.g. Grade 5 STAAR Reading, PSAT Writing) each have average 50 and standard deviation 10; an "average" component SEI is 40 to 60. Component SEIs are computed only if at least eight test results are available.

2021-22 School Effectiveness Index (SEI) Detail

71-DALLAS ENVIRONMENTAL SCIENCE ACADEMY

Overall SEI: 56.5




NOTES: "Overall SEI" has average 50 and standard deviation 5; an "average" overall SEI is 45 to 55. Component SEIs (e.g. Grade 5 STAAR Reading, PSAT Writing) each have average 50 and standard deviation 10; an "average" component SEI is 40 to 60. Component SEIs are computed only if at least eight test results are available.

2021-22 School Effectiveness Index (SEI) Detail

73-H.W. LONGFELLOW CAREER EXPLORATION ACADEMY

Overall SEI: 59.7



NOTES: "Overall SEI" has average 50 and standard deviation 5; an "average" overall SEI is 45 to 55. Component SEIs (e.g. Grade 5 STAAR Reading, PSAT Writing) each have average 50 and standard deviation 10; an "average" component SEI is 40 to 60. Component SEIs are computed only if at least eight test results are available.

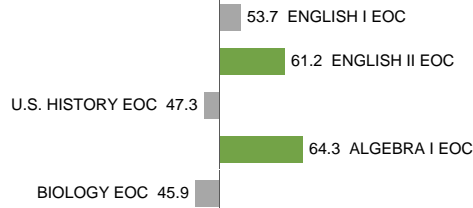
2021-22 School Effectiveness Index (SEI) Detail

85-KATHLYN J. GILLIAM COLLEGIATE ACADEMY

Overall SEI: 53.4


STAAR

Schoolwide



Core ACP

Schoolwide



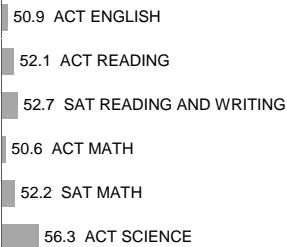
Other ACP

Schoolwide

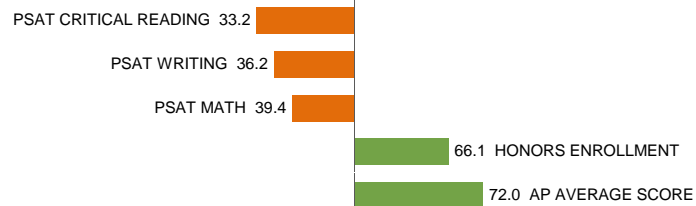
ACP SPANISH 47.8

Other

Grade 12



Schoolwide



NOTES: "Overall SEI" has average 50 and standard deviation 5; an "average" overall SEI is 45 to 55. Component SEIs (e.g. Grade 5 STAAR Reading, PSAT Writing) each have average 50 and standard deviation 10; an "average" component SEI is 40 to 60. Component SEIs are computed only if at least eight test results are available.

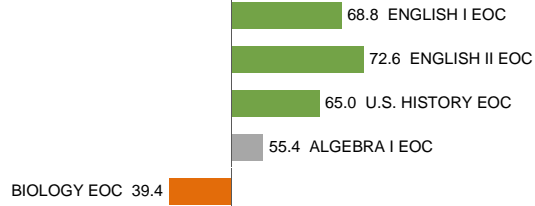
2021-22 School Effectiveness Index (SEI) Detail

88–TRINIDAD GARZA EARLY COLLEGE HIGH SCHOOL

Overall SEI: 57.2

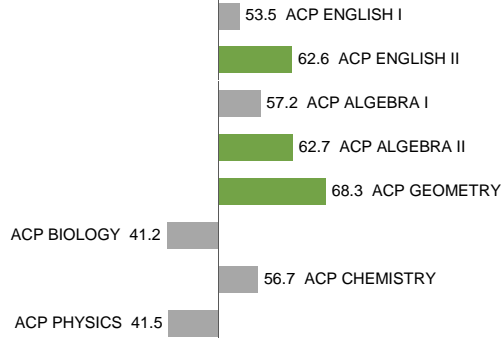
STAAR

Schoolwide



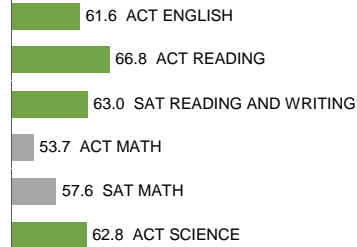
Core ACP

Schoolwide

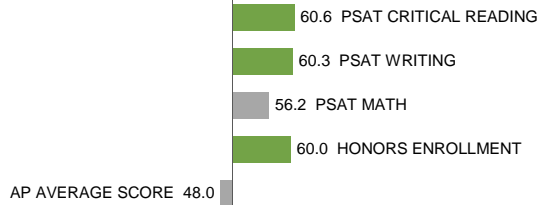


Other

Grade 12



Schoolwide



NOTES: "Overall SEI" has average 50 and standard deviation 5; an "average" overall SEI is 45 to 55. Component SEIs (e.g. Grade 5 STAAR Reading, PSAT Writing) each have average 50 and standard deviation 10; an "average" component SEI is 40 to 60. Component SEIs are computed only if at least eight test results are available.

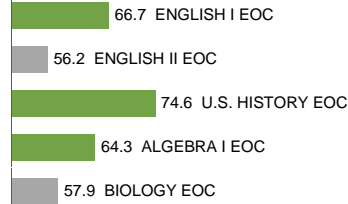
2021-22 School Effectiveness Index (SEI) Detail

90–W.L. LASSITER, JR. EARLY COLLEGE HIGH SCHOOL AT EL CENTRO COLLEGE

Overall SEI: 60.3


STAAR

Schoolwide



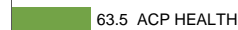
Core ACP

Schoolwide



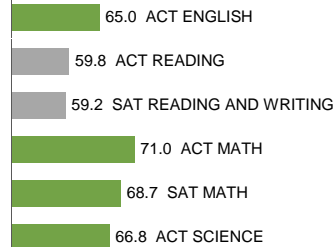
Other ACP

Schoolwide




Other

Grade 12



Schoolwide




NOTES: "Overall SEI" has average 50 and standard deviation 5; an "average" overall SEI is 45 to 55. Component SEIs (e.g. Grade 5 STAAR Reading, PSAT Writing) each have average 50 and standard deviation 10; an "average" component SEI is 40 to 60. Component SEIs are computed only if at least eight test results are available.

2021-22 School Effectiveness Index (SEI) Detail

134—GEORGE B. DEALEY MONTESSORI ACADEMY

Overall SEI: 45.6

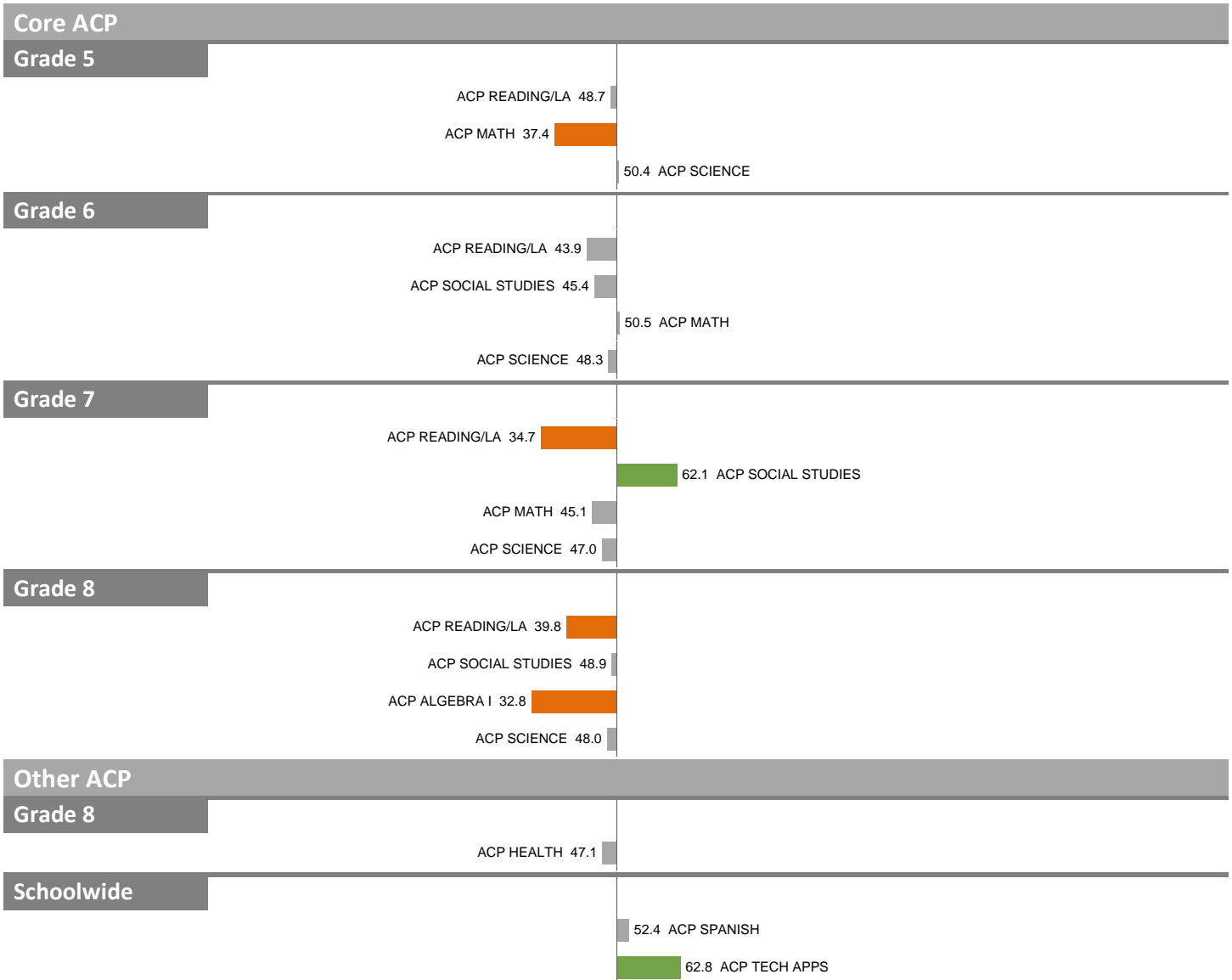


NOTES: "Overall SEI" has average 50 and standard deviation 5; an "average" overall SEI is 45 to 55. Component SEIs (e.g. Grade 5 STAAR Reading, PSAT Writing) each have average 50 and standard deviation 10; an "average" component SEI is 40 to 60. Component SEIs are computed only if at least eight test results are available.

2021-22 School Effectiveness Index (SEI) Detail

134—GEORGE B. DEALEY MONTESSORI ACADEMY

Overall SEI: 45.6



NOTES: "Overall SEI" has average 50 and standard deviation 5; an "average" overall SEI is 45 to 55. Component SEIs (e.g. Grade 5 STAAR Reading, PSAT Writing) each have average 50 and standard deviation 10; an "average" component SEI is 40 to 60. Component SEIs are computed only if at least eight test results are available.

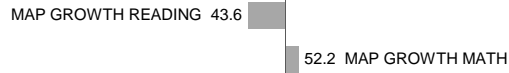
2021-22 School Effectiveness Index (SEI) Detail

160-PERSONALIZED LEARNING PREPARATORY AT SAM HOUSTON

Overall SEI: 45.5

MAP Growth

Grade 1

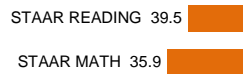


Grade 2



STAAR

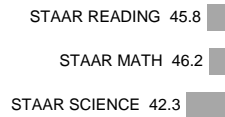
Grade 3



Grade 4



Grade 5



Core ACP

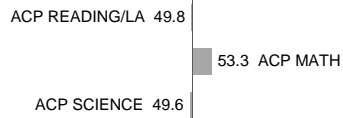
Grade 3



Grade 4



Grade 5

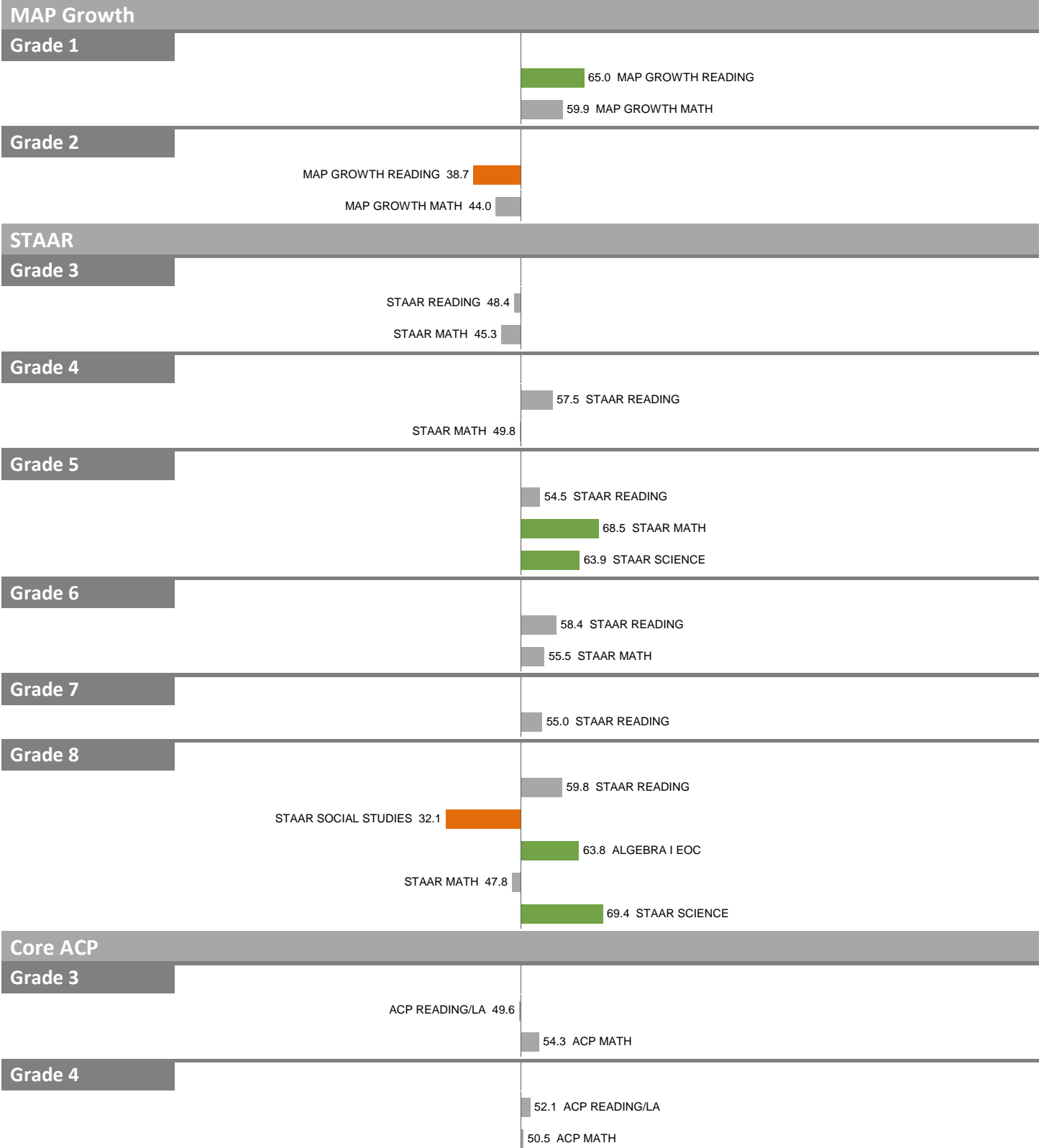


NOTES: "Overall SEI" has average 50 and standard deviation 5; an "average" overall SEI is 45 to 55. Component SEIs (e.g. Grade 5 STAAR Reading, PSAT Writing) each have average 50 and standard deviation 10; an "average" component SEI is 40 to 60. Component SEIs are computed only if at least eight test results are available.

2021-22 School Effectiveness Index (SEI) Detail

186-TRINITY HEIGHTS GIFTED AND TALENTED SCHOOL

Overall SEI: 53.0

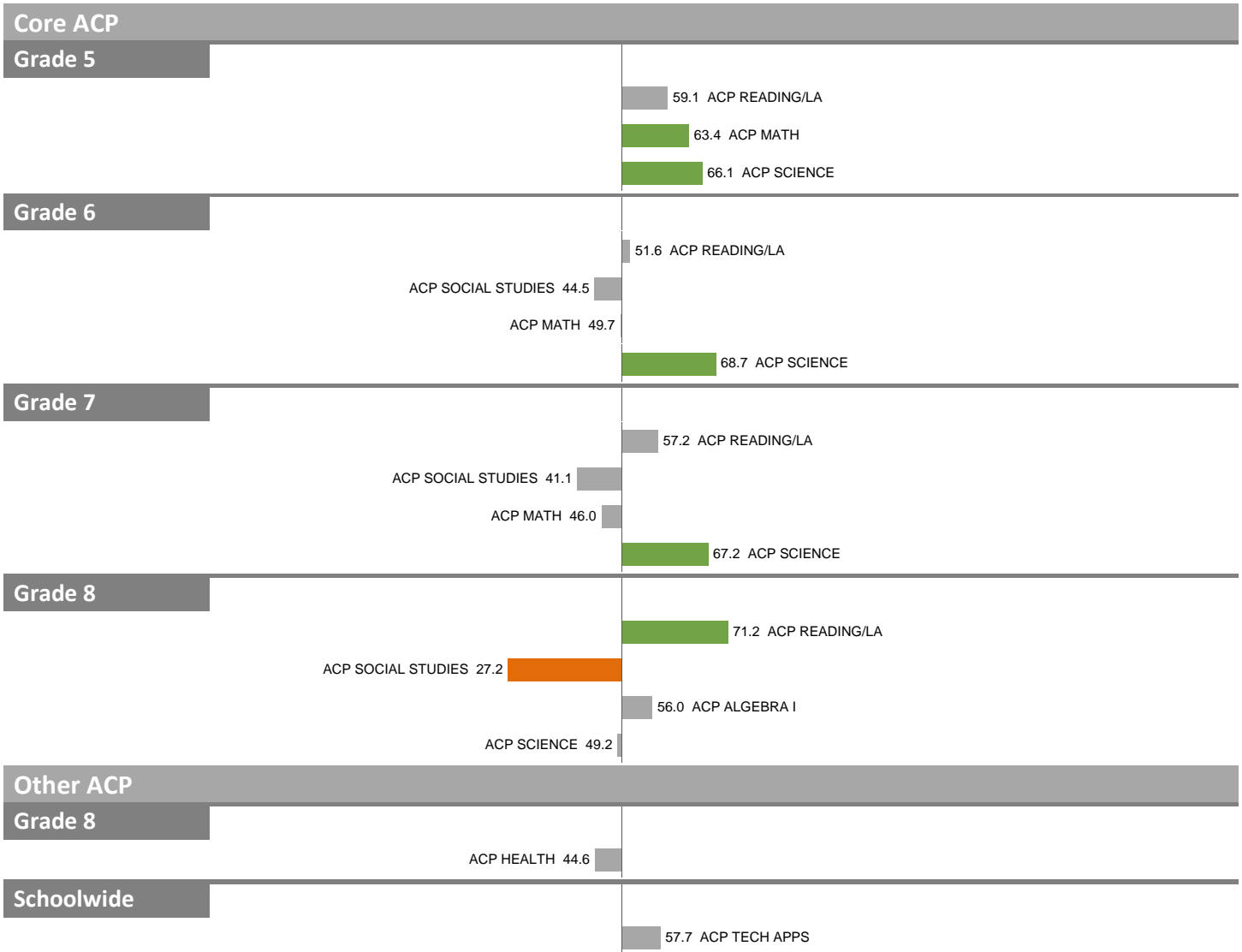


NOTES: "Overall SEI" has average 50 and standard deviation 5; an "average" overall SEI is 45 to 55. Component SEIs (e.g. Grade 5 STAAR Reading, PSAT Writing) each have average 50 and standard deviation 10; an "average" component SEI is 40 to 60. Component SEIs are computed only if at least eight test results are available.

2021-22 School Effectiveness Index (SEI) Detail

186–TRINITY HEIGHTS GIFTED AND TALENTED SCHOOL

Overall SEI: 53.0




NOTES: "Overall SEI" has average 50 and standard deviation 5; an "average" overall SEI is 45 to 55. Component SEIs (e.g. Grade 5 STAAR Reading, PSAT Writing) each have average 50 and standard deviation 10; an "average" component SEI is 40 to 60. Component SEIs are computed only if at least eight test results are available.

2021-22 School Effectiveness Index (SEI) Detail

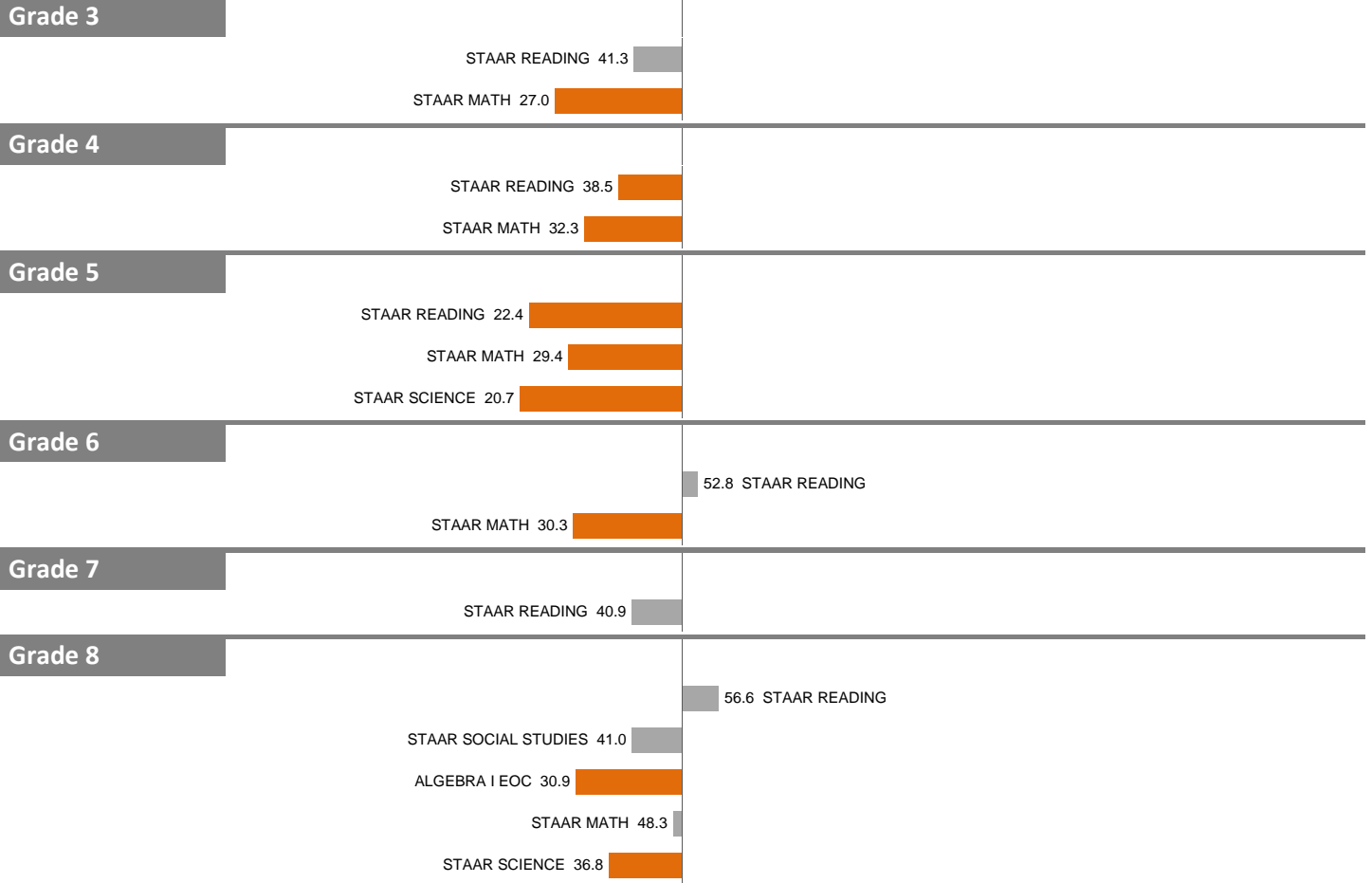
212-HARRY STONE MONTESSORI ACADEMY

Overall SEI: 41.2

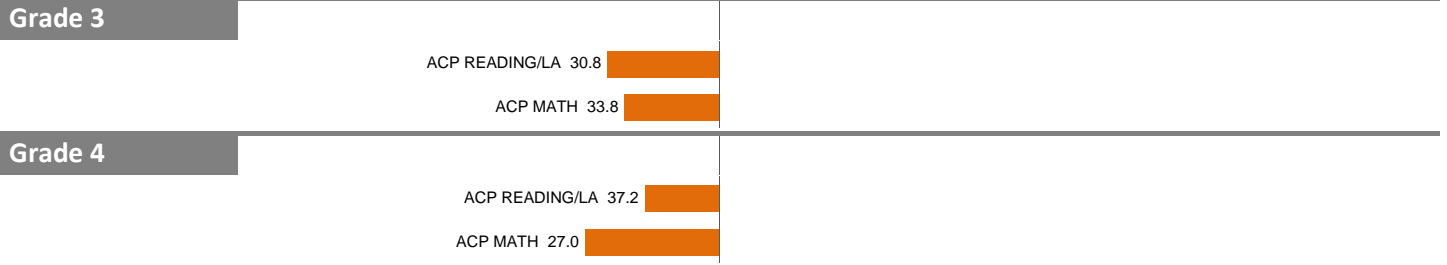
MAP Growth



STAAR



Core ACP




NOTES: "Overall SEI" has average 50 and standard deviation 5; an "average" overall SEI is 45 to 55. Component SEIs (e.g. Grade 5 STAAR Reading, PSAT Writing) each have average 50 and standard deviation 10; an "average" component SEI is 40 to 60. Component SEIs are computed only if at least eight test results are available.

2021-22 School Effectiveness Index (SEI) Detail

212-HARRY STONE MONTESSORI ACADEMY

Overall SEI: 41.2




NOTES: "Overall SEI" has average 50 and standard deviation 5; an "average" overall SEI is 45 to 55. Component SEIs (e.g. Grade 5 STAAR Reading, PSAT Writing) each have average 50 and standard deviation 10; an "average" component SEI is 40 to 60. Component SEIs are computed only if at least eight test results are available.

2021-22 School Effectiveness Index (SEI) Detail

217–WILLIAM B. TRAVIS VANGUARD ACADEMY OF THE ACADEMICALLY TALENTED AND GIFTED

Overall SEI: 49.0



NOTES: "Overall SEI" has average 50 and standard deviation 5; an "average" overall SEI is 45 to 55. Component SEIs (e.g. Grade 5 STAAR Reading, PSAT Writing) each have average 50 and standard deviation 10; an "average" component SEI is 40 to 60. Component SEIs are computed only if at least eight test results are available.

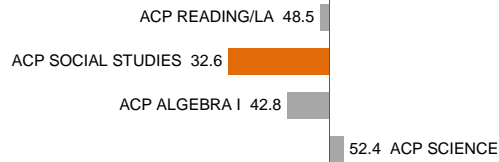
2021-22 School Effectiveness Index (SEI) Detail

217–WILLIAM B. TRAVIS VANGUARD ACADEMY OF THE ACADEMICALLY TALENTED AND GIFTED

Overall SEI: 49.0

Core ACP

Grade 8

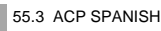


Other ACP

Grade 8



Schoolwide



NOTES: "Overall SEI" has average 50 and standard deviation 5; an "average" overall SEI is 45 to 55. Component SEIs (e.g. Grade 5 STAAR Reading, PSAT Writing) each have average 50 and standard deviation 10; an "average" component SEI is 40 to 60. Component SEIs are computed only if at least eight test results are available.

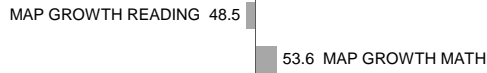
2021-22 School Effectiveness Index (SEI) Detail

220-MARK TWAIN ELEMENTARY SCHOOL

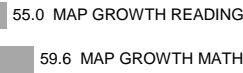
Overall SEI: 46.5

MAP Growth

Grade 1

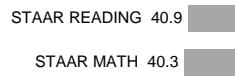


Grade 2



STAAR

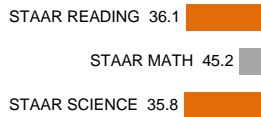
Grade 3



Grade 4

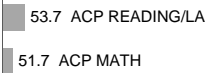


Grade 5

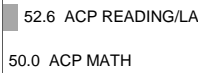


Core ACP

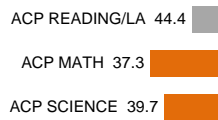
Grade 3



Grade 4



Grade 5

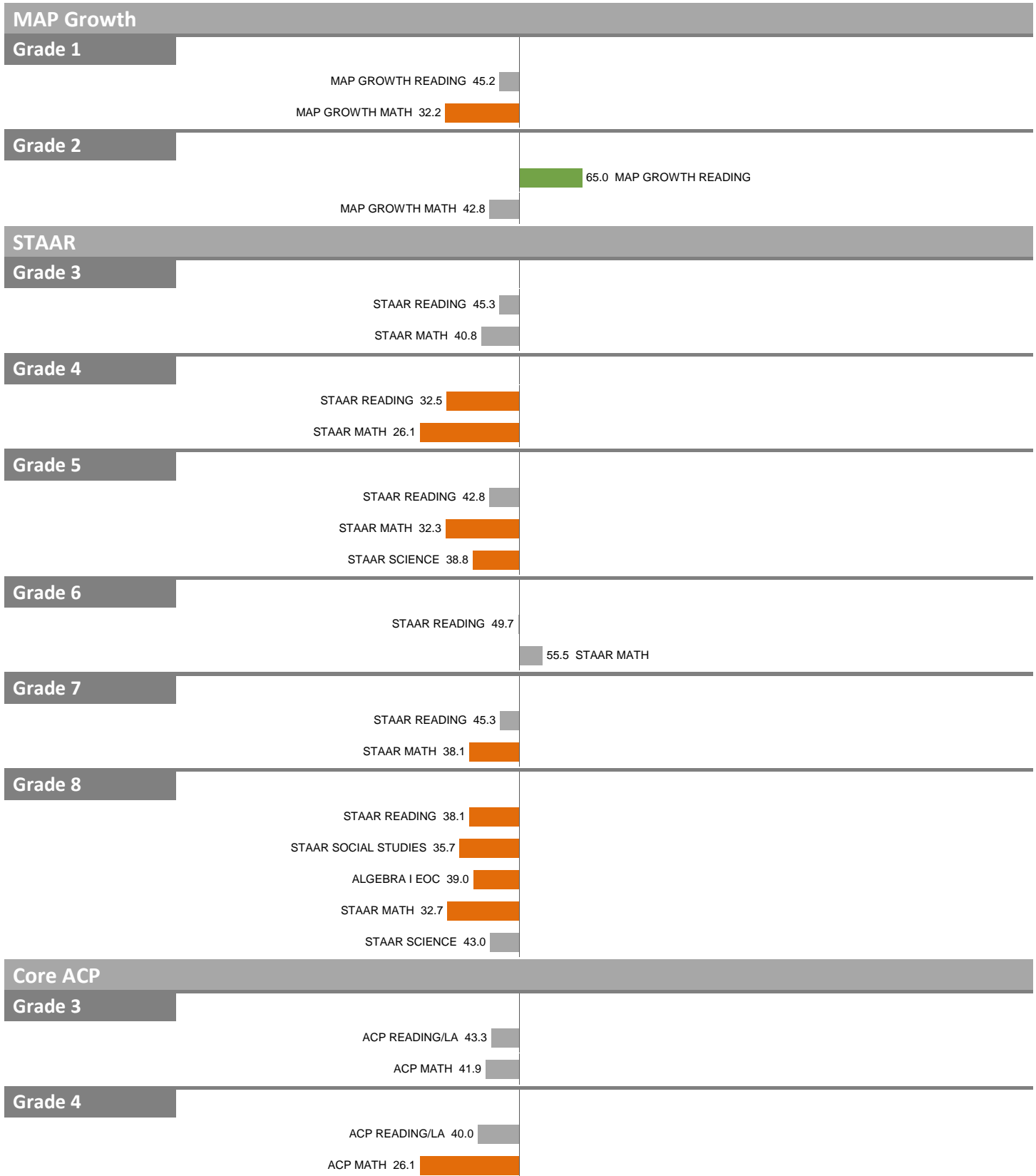


NOTES: "Overall SEI" has average 50 and standard deviation 5; an "average" overall SEI is 45 to 55. Component SEIs (e.g. Grade 5 STAAR Reading, PSAT Writing) each have average 50 and standard deviation 10; an "average" component SEI is 40 to 60. Component SEIs are computed only if at least eight test results are available.

2021-22 School Effectiveness Index (SEI) Detail

270—EDUARDO MATA MONTESSORI SCHOOL

Overall SEI: 42.8




NOTES: "Overall SEI" has average 50 and standard deviation 5; an "average" overall SEI is 45 to 55. Component SEIs (e.g. Grade 5 STAAR Reading, PSAT Writing) each have average 50 and standard deviation 10; an "average" component SEI is 40 to 60. Component SEIs are computed only if at least eight test results are available.

2021-22 School Effectiveness Index (SEI) Detail

270—EDUARDO MATA MONTESSORI SCHOOL

Overall SEI: 42.8




NOTES: "Overall SEI" has average 50 and standard deviation 5; an "average" overall SEI is 45 to 55. Component SEIs (e.g. Grade 5 STAAR Reading, PSAT Writing) each have average 50 and standard deviation 10; an "average" component SEI is 40 to 60. Component SEIs are computed only if at least eight test results are available.

2021-22 School Effectiveness Index (SEI) Detail

306-SOLAR PREPARATORY SCHOOL FOR GIRLS AT JAMES B. BONHAM

Overall SEI: 52.7




NOTES: "Overall SEI" has average 50 and standard deviation 5; an "average" overall SEI is 45 to 55. Component SEIs (e.g. Grade 5 STAAR Reading, PSAT Writing) each have average 50 and standard deviation 10; an "average" component SEI is 40 to 60. Component SEIs are computed only if at least eight test results are available.

2021-22 School Effectiveness Index (SEI) Detail

306—SOLAR PREPARATORY SCHOOL FOR GIRLS AT JAMES B. BONHAM

Overall SEI: 52.7




NOTES: "Overall SEI" has average 50 and standard deviation 5; an "average" overall SEI is 45 to 55. Component SEIs (e.g. Grade 5 STAAR Reading, PSAT Writing) each have average 50 and standard deviation 10; an "average" component SEI is 40 to 60. Component SEIs are computed only if at least eight test results are available.

2021-22 School Effectiveness Index (SEI) Detail

340–DALLAS HYBRID PREPARATORY AT STEPHEN J HAY

Overall SEI: 54.0




NOTES: "Overall SEI" has average 50 and standard deviation 5; an "average" overall SEI is 45 to 55. Component SEIs (e.g. Grade 5 STAAR Reading, PSAT Writing) each have average 50 and standard deviation 10; an "average" component SEI is 40 to 60. Component SEIs are computed only if at least eight test results are available.

2021-22 School Effectiveness Index (SEI) Detail

359-ROSEMONT UPPER SCHOOL

Overall SEI: 58.3




NOTES: "Overall SEI" has average 50 and standard deviation 5; an "average" overall SEI is 45 to 55. Component SEIs (e.g. Grade 5 STAAR Reading, PSAT Writing) each have average 50 and standard deviation 10; an "average" component SEI is 40 to 60. Component SEIs are computed only if at least eight test results are available.

2021-22 School Effectiveness Index (SEI) Detail

360-STEAM MIDDLE SCHOOL AT D.A. HULCY

Overall SEI: 55.8

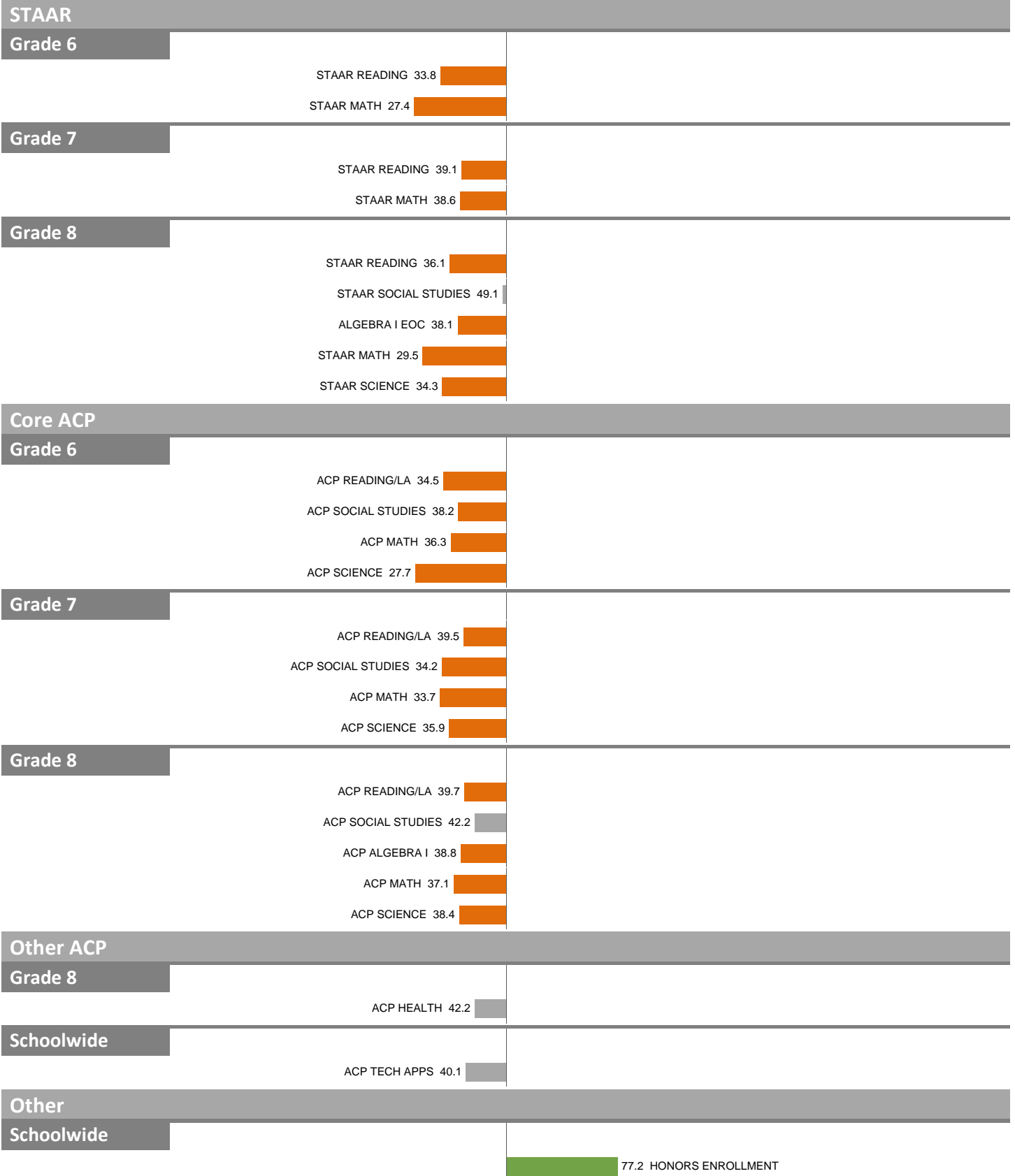


NOTES: "Overall SEI" has average 50 and standard deviation 5; an "average" overall SEI is 45 to 55. Component SEIs (e.g. Grade 5 STAAR Reading, PSAT Writing) each have average 50 and standard deviation 10; an "average" component SEI is 40 to 60. Component SEIs are computed only if at least eight test results are available.

2021-22 School Effectiveness Index (SEI) Detail

362-IGNITE MIDDLE SCHOOL

Overall SEI: 39.7




NOTES: "Overall SEI" has average 50 and standard deviation 5; an "average" overall SEI is 45 to 55. Component SEIs (e.g. Grade 5 STAAR Reading, PSAT Writing) each have average 50 and standard deviation 10; an "average" component SEI is 40 to 60. Component SEIs are computed only if at least eight test results are available.

2021-22 School Effectiveness Index (SEI) Detail

363—SCHOOL FOR THE TALENTED AND GIFTED IN PLEASANT GROVE

Overall SEI: 60.8



NOTES: "Overall SEI" has average 50 and standard deviation 5; an "average" overall SEI is 45 to 55. Component SEIs (e.g. Grade 5 STAAR Reading, PSAT Writing) each have average 50 and standard deviation 10; an "average" component SEI is 40 to 60. Component SEIs are computed only if at least eight test results are available.

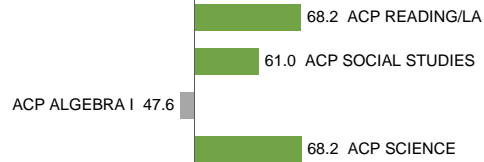
2021-22 School Effectiveness Index (SEI) Detail

363—SCHOOL FOR THE TALENTED AND GIFTED IN PLEASANT GROVE

Overall SEI: 60.8

Core ACP

Grade 8



Other ACP

Grade 8

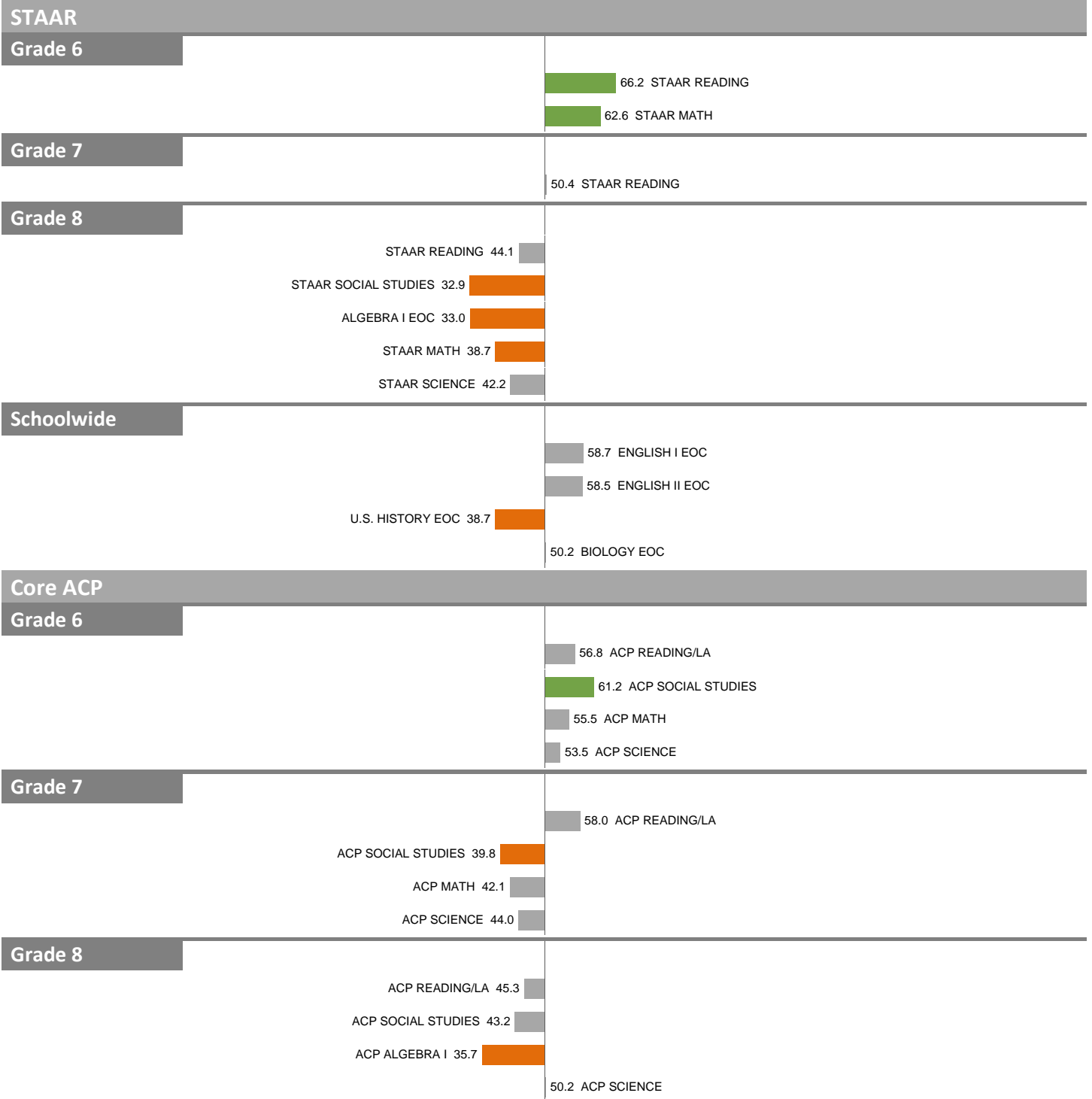


NOTES: "Overall SEI" has average 50 and standard deviation 5; an "average" overall SEI is 45 to 55. Component SEIs (e.g. Grade 5 STAAR Reading, PSAT Writing) each have average 50 and standard deviation 10; an "average" component SEI is 40 to 60. Component SEIs are computed only if at least eight test results are available.

2021-22 School Effectiveness Index (SEI) Detail

381-BARACK OBAMA MALE LEADERSHIP ACADEMY AT A. MACEO SMITH

Overall SEI: 48.5



NOTES: "Overall SEI" has average 50 and standard deviation 5; an "average" overall SEI is 45 to 55. Component SEIs (e.g. Grade 5 STAAR Reading, PSAT Writing) each have average 50 and standard deviation 10; an "average" component SEI is 40 to 60. Component SEIs are computed only if at least eight test results are available.

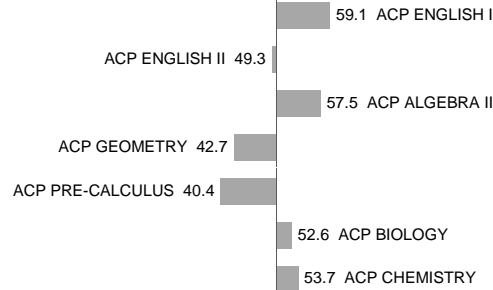
2021-22 School Effectiveness Index (SEI) Detail

381-BARACK OBAMA MALE LEADERSHIP ACADEMY AT A. MACEO SMITH

Overall SEI: 48.5

Core ACP

Schoolwide

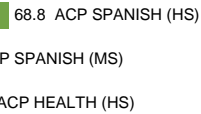


Other ACP

Grade 8

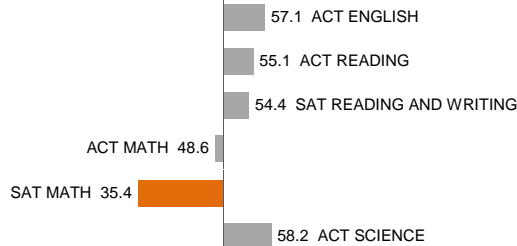


Schoolwide

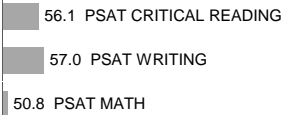


Other

Grade 12



Schoolwide



NOTES: "Overall SEI" has average 50 and standard deviation 5; an "average" overall SEI is 45 to 55. Component SEIs (e.g. Grade 5 STAAR Reading, PSAT Writing) each have average 50 and standard deviation 10; an "average" component SEI is 40 to 60. Component SEIs are computed only if at least eight test results are available.


2021-22 School Effectiveness Index (SEI) Detail

382-INNOVATION, DESIGN, ENTREPRENEURSHIP ACADEMY AT J.W. FANNIN

Overall SEI: 41.6


STAAR

Schoolwide



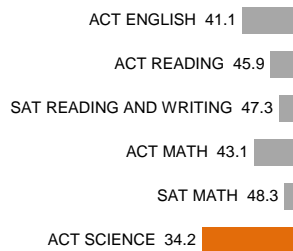
Core ACP

Schoolwide




Other

Grade 12



Schoolwide



NOTES: "Overall SEI" has average 50 and standard deviation 5; an "average" overall SEI is 45 to 55. Component SEIs (e.g. Grade 5 STAAR Reading, PSAT Writing) each have average 50 and standard deviation 10; an "average" component SEI is 40 to 60. Component SEIs are computed only if at least eight test results are available.

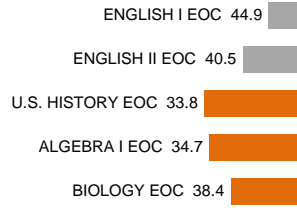
2021-22 School Effectiveness Index (SEI) Detail

383—CITYLAB HIGH SCHOOL

Overall SEI: 40.9

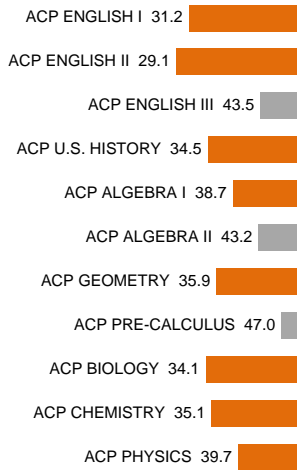
STAAR

Schoolwide



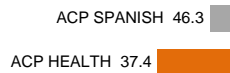
Core ACP

Schoolwide



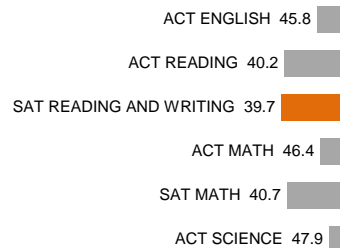
Other ACP

Schoolwide




Other

Grade 12



Schoolwide




NOTES: "Overall SEI" has average 50 and standard deviation 5; an "average" overall SEI is 45 to 55. Component SEIs (e.g. Grade 5 STAAR Reading, PSAT Writing) each have average 50 and standard deviation 10; an "average" component SEI is 40 to 60. Component SEIs are computed only if at least eight test results are available.

2021-22 School Effectiveness Index (SEI) Detail

384–SUDIE L. WILLIAMS TALENTED AND GIFTED ACADEMY

Overall SEI: 52.8

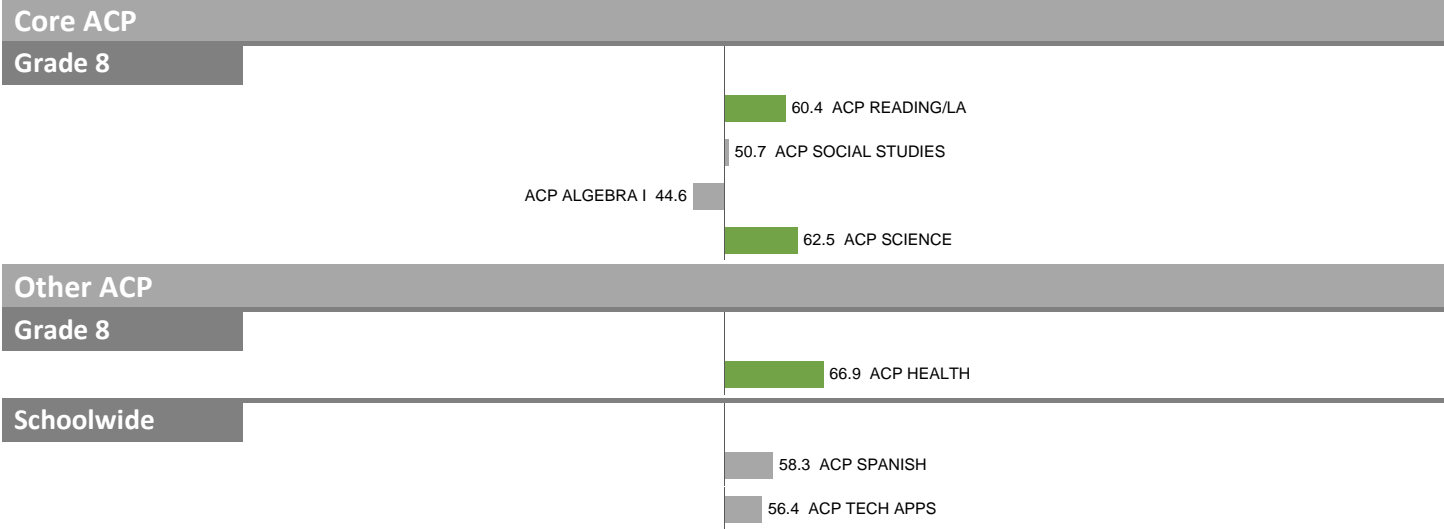


NOTES: "Overall SEI" has average 50 and standard deviation 5; an "average" overall SEI is 45 to 55. Component SEIs (e.g. Grade 5 STAAR Reading, PSAT Writing) each have average 50 and standard deviation 10; an "average" component SEI is 40 to 60. Component SEIs are computed only if at least eight test results are available.

2021-22 School Effectiveness Index (SEI) Detail

384—SUDIE L. WILLIAMS TALENTED AND GIFTED ACADEMY

Overall SEI: 52.8



NOTES: "Overall SEI" has average 50 and standard deviation 5; an "average" overall SEI is 45 to 55. Component SEIs (e.g. Grade 5 STAAR Reading, PSAT Writing) each have average 50 and standard deviation 10; an "average" component SEI is 40 to 60. Component SEIs are computed only if at least eight test results are available.

2021-22 School Effectiveness Index (SEI) Detail

385-MONTESSORI ACADEMY AT ONESIMO HERNANDEZ

Overall SEI: 45.5



NOTES: "Overall SEI" has average 50 and standard deviation 5; an "average" overall SEI is 45 to 55. Component SEIs (e.g. Grade 5 STAAR Reading, PSAT Writing) each have average 50 and standard deviation 10; an "average" component SEI is 40 to 60. Component SEIs are computed only if at least eight test results are available.

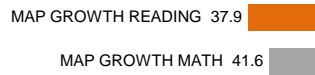
2021-22 School Effectiveness Index (SEI) Detail

386—SOLAR PREPARATORY SCHOOL FOR BOYS AT JOHN F. KENNEDY

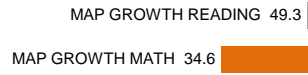
Overall SEI: 44.8

MAP Growth

Grade 1

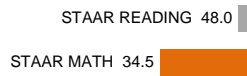


Grade 2



STAAR

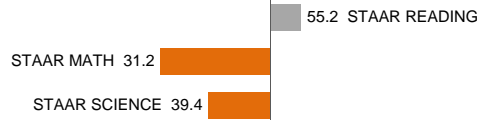
Grade 3



Grade 4

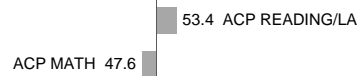


Grade 5

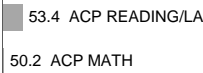


Core ACP

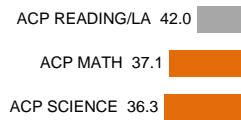
Grade 3



Grade 4



Grade 5



NOTES: "Overall SEI" has average 50 and standard deviation 5; an "average" overall SEI is 45 to 55. Component SEIs (e.g. Grade 5 STAAR Reading, PSAT Writing) each have average 50 and standard deviation 10; an "average" component SEI is 40 to 60. Component SEIs are computed only if at least eight test results are available.

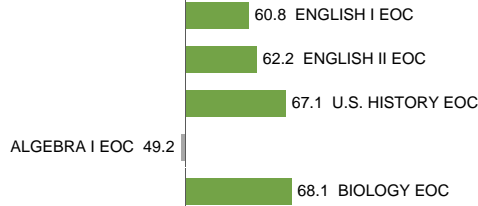
2021-22 School Effectiveness Index (SEI) Detail

387-NORTH LAKE EARLY COLLEGE HIGH SCHOOL

Overall SEI: 56.4

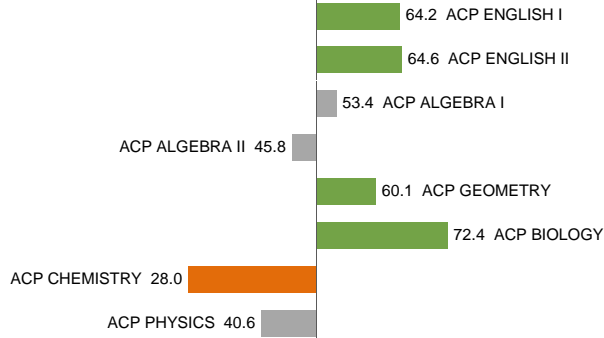
STAAR

Schoolwide



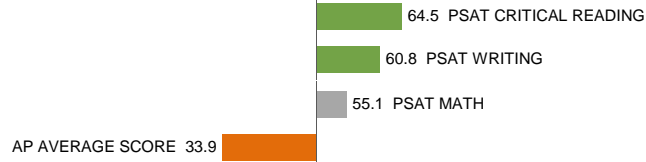
Core ACP

Schoolwide



Other

Schoolwide

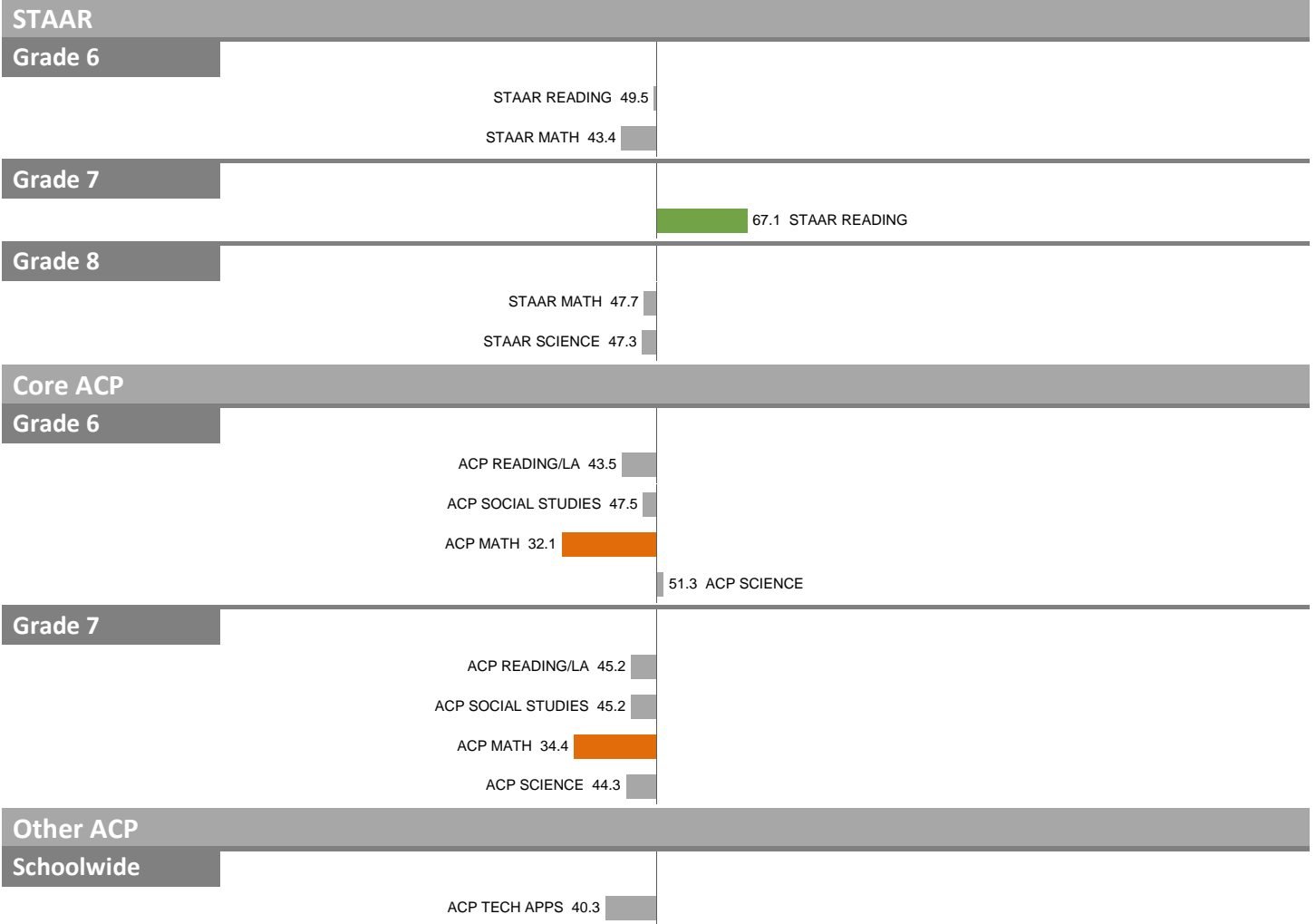


NOTES: "Overall SEI" has average 50 and standard deviation 5; an "average" overall SEI is 45 to 55. Component SEIs (e.g. Grade 5 STAAR Reading, PSAT Writing) each have average 50 and standard deviation 10; an "average" component SEI is 40 to 60. Component SEIs are computed only if at least eight test results are available.

2021-22 School Effectiveness Index (SEI) Detail

388-DR FREDERICK D HAYNES III GLOBAL PREPARATORY ACADEMY AT PAUL QUINN COLLEGE

Overall SEI: 47.1



NOTES: "Overall SEI" has average 50 and standard deviation 5; an "average" overall SEI is 45 to 55. Component SEIs (e.g. Grade 5 STAAR Reading, PSAT Writing) each have average 50 and standard deviation 10; an "average" component SEI is 40 to 60. Component SEIs are computed only if at least eight test results are available.