


2021-22 School Effectiveness Index (SEI) Detail

42-WILLIAM H. ATWELL MIDDLE SCHOOL

Overall SEI: 52.3

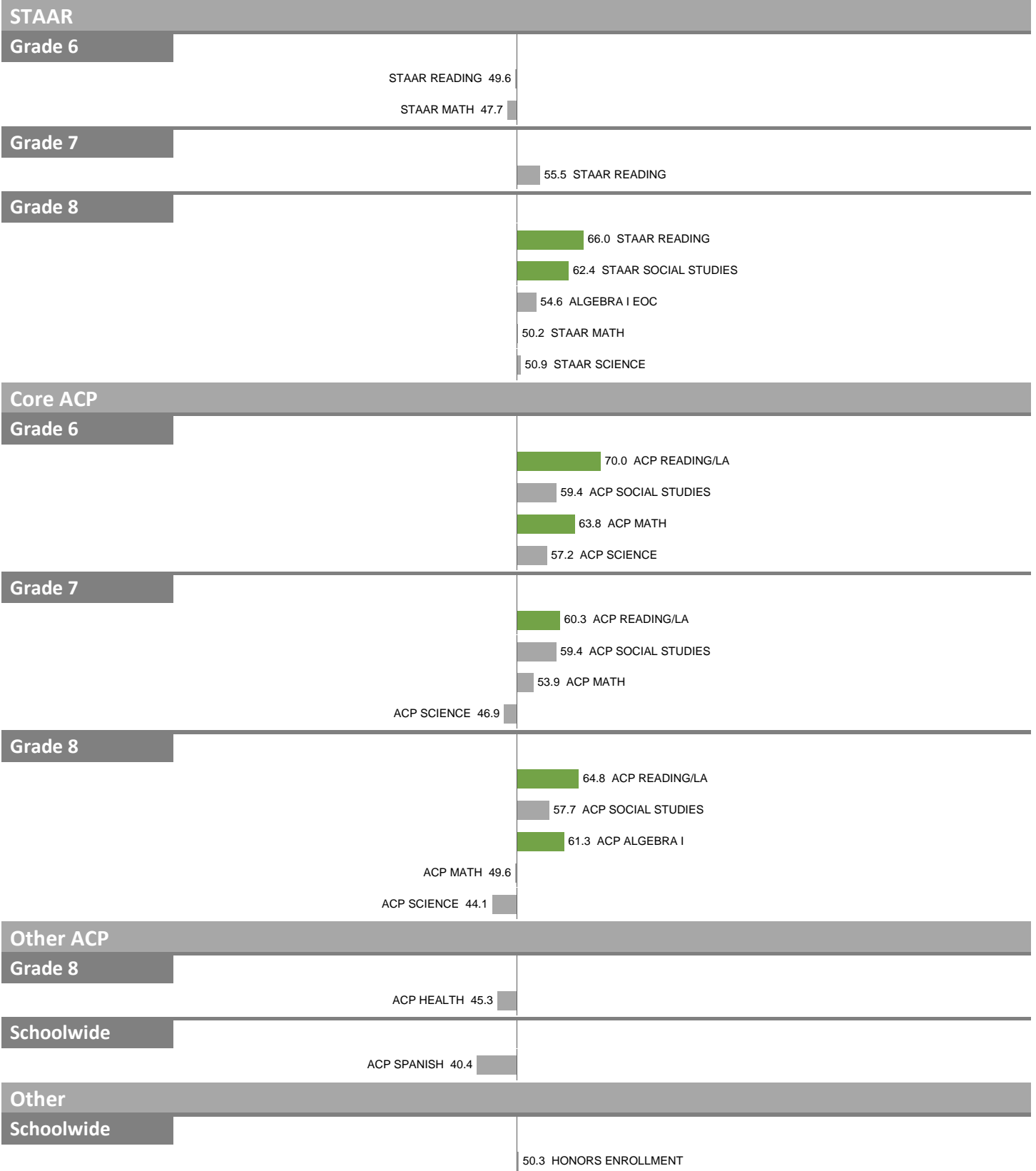


NOTES: "Overall SEI" has average 50 and standard deviation 5; an "average" overall SEI is 45 to 55. Component SEIs (e.g. Grade 5 STAAR Reading, PSAT Writing) each have average 50 and standard deviation 10; an "average" component SEI is 40 to 60. Component SEIs are computed only if at least eight test results are available.

2021-22 School Effectiveness Index (SEI) Detail

43-T.W. BROWNE MIDDLE SCHOOL

Overall SEI: 53.7




NOTES: "Overall SEI" has average 50 and standard deviation 5; an "average" overall SEI is 45 to 55. Component SEIs (e.g. Grade 5 STAAR Reading, PSAT Writing) each have average 50 and standard deviation 10; an "average" component SEI is 40 to 60. Component SEIs are computed only if at least eight test results are available.

2021-22 School Effectiveness Index (SEI) Detail

45-E.B. COMSTOCK MIDDLE SCHOOL

Overall SEI: 44.2




NOTES: "Overall SEI" has average 50 and standard deviation 5; an "average" overall SEI is 45 to 55. Component SEIs (e.g. Grade 5 STAAR Reading, PSAT Writing) each have average 50 and standard deviation 10; an "average" component SEI is 40 to 60. Component SEIs are computed only if at least eight test results are available.

2021-22 School Effectiveness Index (SEI) Detail

46--YOUNG MEN'S LEADERSHIP ACADEMY AT FRED F. FLORENCE MIDDLE SCHOOL

Overall SEI: 51.1



NOTES: "Overall SEI" has average 50 and standard deviation 5; an "average" overall SEI is 45 to 55. Component SEIs (e.g. Grade 5 STAAR Reading, PSAT Writing) each have average 50 and standard deviation 10; an "average" component SEI is 40 to 60. Component SEIs are computed only if at least eight test results are available.

2021-22 School Effectiveness Index (SEI) Detail

46--YOUNG MEN'S LEADERSHIP ACADEMY AT FRED F. FLORENCE MIDDLE SCHOOL

Overall SEI: 51.1

Other

Schoolwide


51.6 HONORS ENROLLMENT

NOTES: "Overall SEI" has average 50 and standard deviation 5; an "average" overall SEI is 45 to 55. Component SEIs (e.g. Grade 5 STAAR Reading, PSAT Writing) each have average 50 and standard deviation 10; an "average" component SEI is 40 to 60. Component SEIs are computed only if at least eight test results are available.

2021-22 School Effectiveness Index (SEI) Detail

47-BENJAMIN FRANKLIN INTERNATIONAL EXPLORATORY ACADEMY

Overall SEI: 47.4



NOTES: "Overall SEI" has average 50 and standard deviation 5; an "average" overall SEI is 45 to 55. Component SEIs (e.g. Grade 5 STAAR Reading, PSAT Writing) each have average 50 and standard deviation 10; an "average" component SEI is 40 to 60. Component SEIs are computed only if at least eight test results are available.

2021-22 School Effectiveness Index (SEI) Detail

47-BENJAMIN FRANKLIN INTERNATIONAL EXPLORATORY ACADEMY

Overall SEI: 47.4

Other

Schoolwide


HONORS ENROLLMENT 31.6

NOTES: "Overall SEI" has average 50 and standard deviation 5; an "average" overall SEI is 45 to 55. Component SEIs (e.g. Grade 5 STAAR Reading, PSAT Writing) each have average 50 and standard deviation 10; an "average" component SEI is 40 to 60. Component SEIs are computed only if at least eight test results are available.

2021-22 School Effectiveness Index (SEI) Detail

48-W.H. GASTON MIDDLE SCHOOL

Overall SEI: 46.3




NOTES: "Overall SEI" has average 50 and standard deviation 5; an "average" overall SEI is 45 to 55. Component SEIs (e.g. Grade 5 STAAR Reading, PSAT Writing) each have average 50 and standard deviation 10; an "average" component SEI is 40 to 60. Component SEIs are computed only if at least eight test results are available.

2021-22 School Effectiveness Index (SEI) Detail

49-W.E. GREINER MIDDLE SCHOOL

Overall SEI: 51.5



NOTES: "Overall SEI" has average 50 and standard deviation 5; an "average" overall SEI is 45 to 55. Component SEIs (e.g. Grade 5 STAAR Reading, PSAT Writing) each have average 50 and standard deviation 10; an "average" component SEI is 40 to 60. Component SEIs are computed only if at least eight test results are available.

2021-22 School Effectiveness Index (SEI) Detail

49-W.E. GREINER MIDDLE SCHOOL

Overall SEI: 51.5

Other

Schoolwide

60.9 HONORS ENROLLMENT

NOTES: "Overall SEI" has average 50 and standard deviation 5; an "average" overall SEI is 45 to 55. Component SEIs (e.g. Grade 5 STAAR Reading, PSAT Writing) each have average 50 and standard deviation 10; an "average" component SEI is 40 to 60. Component SEIs are computed only if at least eight test results are available.

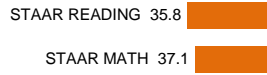
2021-22 School Effectiveness Index (SEI) Detail

50-ROBERT T. HILL MIDDLE SCHOOL

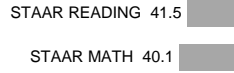
Overall SEI: 44.3

STAAR

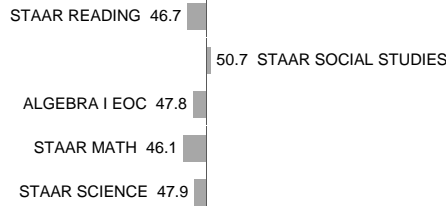
Grade 6



Grade 7

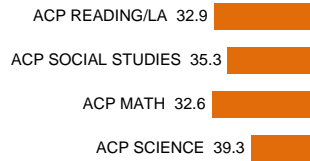


Grade 8

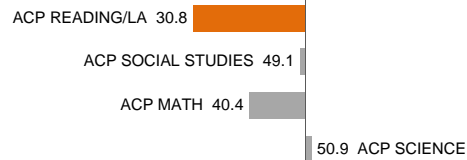


Core ACP

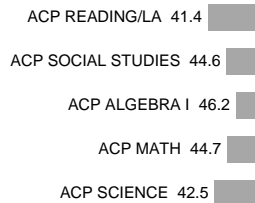
Grade 6



Grade 7



Grade 8

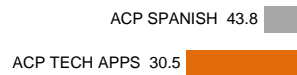


Other ACP

Grade 8

51.2 ACP HEALTH

Schoolwide



NOTES: "Overall SEI" has average 50 and standard deviation 5; an "average" overall SEI is 45 to 55. Component SEIs (e.g. Grade 5 STAAR Reading, PSAT Writing) each have average 50 and standard deviation 10; an "average" component SEI is 40 to 60. Component SEIs are computed only if at least eight test results are available.

2021-22 School Effectiveness Index (SEI) Detail

50-ROBERT T. HILL MIDDLE SCHOOL

Overall SEI: 44.3

Other

Schoolwide


55.5 HONORS ENROLLMENT

NOTES: "Overall SEI" has average 50 and standard deviation 5; an "average" overall SEI is 45 to 55. Component SEIs (e.g. Grade 5 STAAR Reading, PSAT Writing) each have average 50 and standard deviation 10; an "average" component SEI is 40 to 60. Component SEIs are computed only if at least eight test results are available.

2021-22 School Effectiveness Index (SEI) Detail

51-OLIVER W. HOLMES MIDDLE SCHOOL

Overall SEI: 50.1



NOTES: "Overall SEI" has average 50 and standard deviation 5; an "average" overall SEI is 45 to 55. Component SEIs (e.g. Grade 5 STAAR Reading, PSAT Writing) each have average 50 and standard deviation 10; an "average" component SEI is 40 to 60. Component SEIs are computed only if at least eight test results are available.

2021-22 School Effectiveness Index (SEI) Detail

51-OLIVER W. HOLMES MIDDLE SCHOOL

Overall SEI: 50.1

Other

Schoolwide

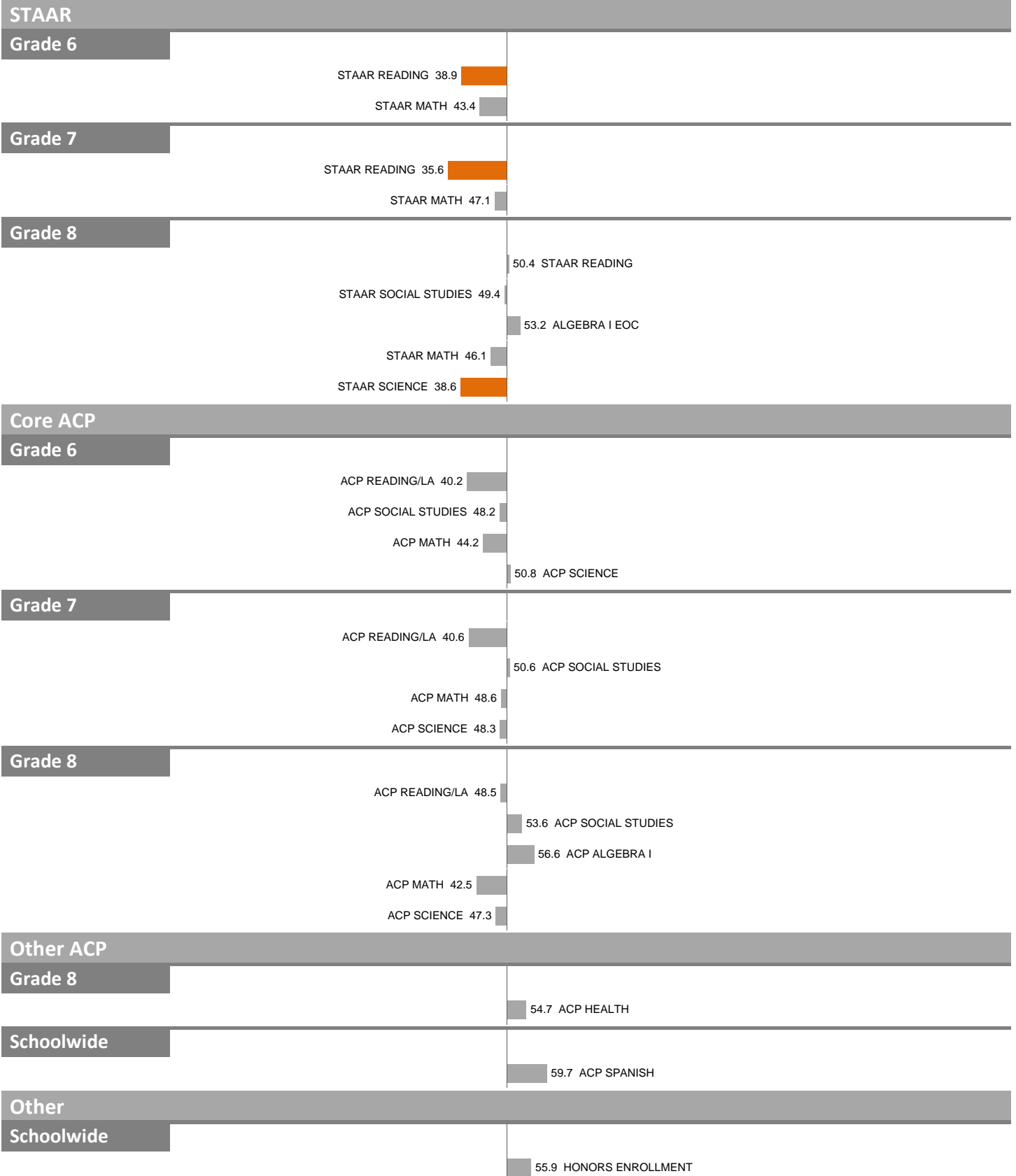
HONORS ENROLLMENT 39.7

NOTES: "Overall SEI" has average 50 and standard deviation 5; an "average" overall SEI is 45 to 55. Component SEIs (e.g. Grade 5 STAAR Reading, PSAT Writing) each have average 50 and standard deviation 10; an "average" component SEI is 40 to 60. Component SEIs are computed only if at least eight test results are available.

2021-22 School Effectiveness Index (SEI) Detail

52-PIEDMONT G.L.O.B.A.L. ACADEMY

Overall SEI: 47.3

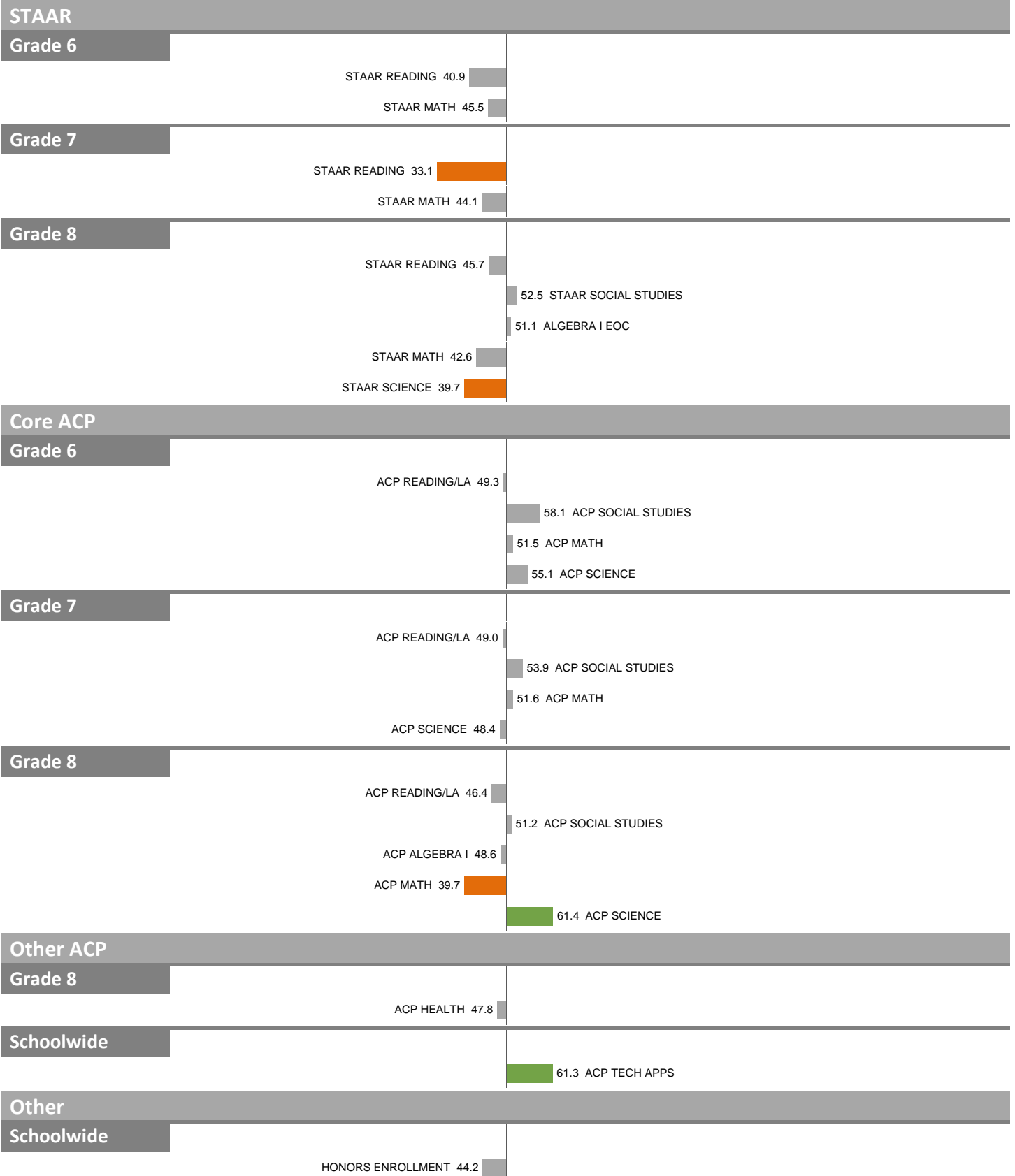


NOTES: "Overall SEI" has average 50 and standard deviation 5; an "average" overall SEI is 45 to 55. Component SEIs (e.g. Grade 5 STAAR Reading, PSAT Writing) each have average 50 and standard deviation 10; an "average" component SEI is 40 to 60. Component SEIs are computed only if at least eight test results are available.

2021-22 School Effectiveness Index (SEI) Detail

53-J.L. LONG MIDDLE SCHOOL

Overall SEI: 47.9

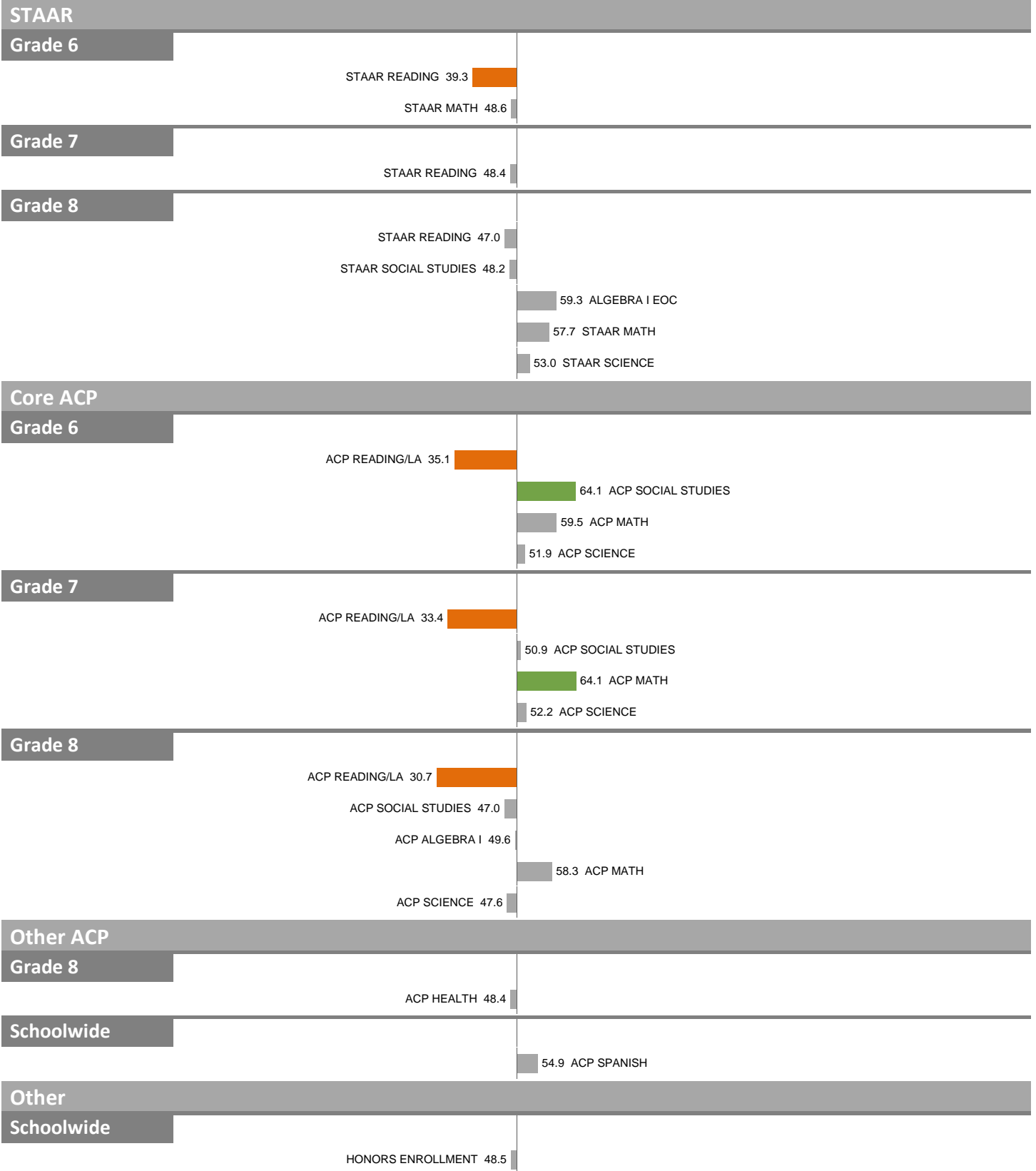


NOTES: "Overall SEI" has average 50 and standard deviation 5; an "average" overall SEI is 45 to 55. Component SEIs (e.g. Grade 5 STAAR Reading, PSAT Writing) each have average 50 and standard deviation 10; an "average" component SEI is 40 to 60. Component SEIs are computed only if at least eight test results are available.

2021-22 School Effectiveness Index (SEI) Detail

54-THOMAS C. MARSH PREPARATORY ACADEMY

Overall SEI: 49.1



NOTES: "Overall SEI" has average 50 and standard deviation 5; an "average" overall SEI is 45 to 55. Component SEIs (e.g. Grade 5 STAAR Reading, PSAT Writing) each have average 50 and standard deviation 10; an "average" component SEI is 40 to 60. Component SEIs are computed only if at least eight test results are available.

2021-22 School Effectiveness Index (SEI) Detail

55-T.J. RUSK MIDDLE SCHOOL

Overall SEI: 55.2




NOTES: "Overall SEI" has average 50 and standard deviation 5; an "average" overall SEI is 45 to 55. Component SEIs (e.g. Grade 5 STAAR Reading, PSAT Writing) each have average 50 and standard deviation 10; an "average" component SEI is 40 to 60. Component SEIs are computed only if at least eight test results are available.

2021-22 School Effectiveness Index (SEI) Detail

56-EWELL D. WALKER MIDDLE SCHOOL

Overall SEI: 50.9

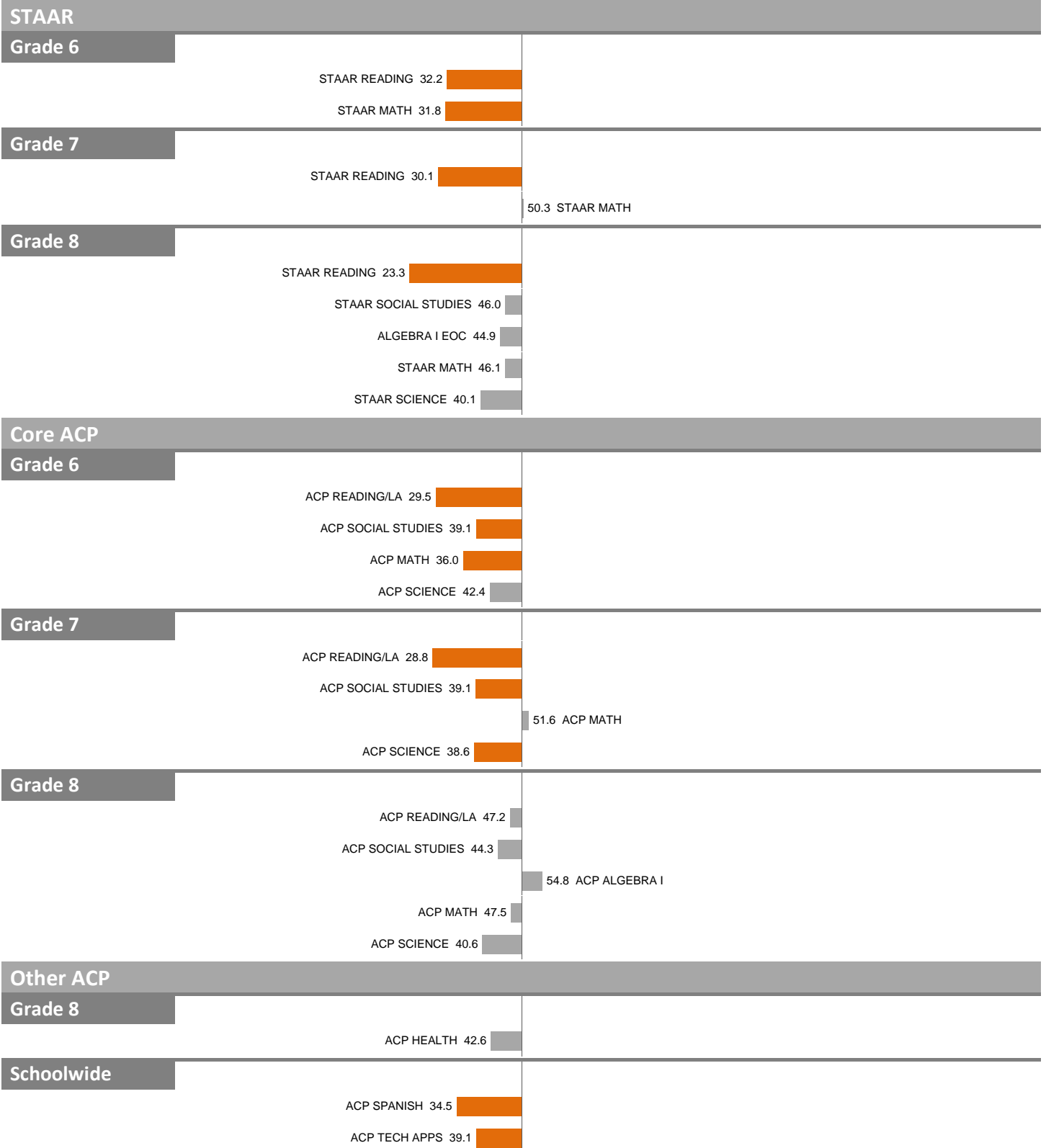


NOTES: "Overall SEI" has average 50 and standard deviation 5; an "average" overall SEI is 45 to 55. Component SEIs (e.g. Grade 5 STAAR Reading, PSAT Writing) each have average 50 and standard deviation 10; an "average" component SEI is 40 to 60. Component SEIs are computed only if at least eight test results are available.

2021-22 School Effectiveness Index (SEI) Detail

58-ALEX W. SPENCE MIDDLE SCHOOL

Overall SEI: 42.1



NOTES: "Overall SEI" has average 50 and standard deviation 5; an "average" overall SEI is 45 to 55. Component SEIs (e.g. Grade 5 STAAR Reading, PSAT Writing) each have average 50 and standard deviation 10; an "average" component SEI is 40 to 60. Component SEIs are computed only if at least eight test results are available.

2021-22 School Effectiveness Index (SEI) Detail

58-ALEX W. SPENCE MIDDLE SCHOOL

Overall SEI: 42.1

Other

Schoolwide


56.7 HONORS ENROLLMENT

NOTES: "Overall SEI" has average 50 and standard deviation 5; an "average" overall SEI is 45 to 55. Component SEIs (e.g. Grade 5 STAAR Reading, PSAT Writing) each have average 50 and standard deviation 10; an "average" component SEI is 40 to 60. Component SEIs are computed only if at least eight test results are available.

2021-22 School Effectiveness Index (SEI) Detail

59-L.V. STOCKARD MIDDLE SCHOOL

Overall SEI: 52.0




NOTES: "Overall SEI" has average 50 and standard deviation 5; an "average" overall SEI is 45 to 55. Component SEIs (e.g. Grade 5 STAAR Reading, PSAT Writing) each have average 50 and standard deviation 10; an "average" component SEI is 40 to 60. Component SEIs are computed only if at least eight test results are available.

2021-22 School Effectiveness Index (SEI) Detail

60-BOUDE STOREY MIDDLE SCHOOL

Overall SEI: 48.2




NOTES: "Overall SEI" has average 50 and standard deviation 5; an "average" overall SEI is 45 to 55. Component SEIs (e.g. Grade 5 STAAR Reading, PSAT Writing) each have average 50 and standard deviation 10; an "average" component SEI is 40 to 60. Component SEIs are computed only if at least eight test results are available.

2021-22 School Effectiveness Index (SEI) Detail

62-BILLY EARL DADE MIDDLE SCHOOL

Overall SEI: 55.4




NOTES: "Overall SEI" has average 50 and standard deviation 5; an "average" overall SEI is 45 to 55. Component SEIs (e.g. Grade 5 STAAR Reading, PSAT Writing) each have average 50 and standard deviation 10; an "average" component SEI is 40 to 60. Component SEIs are computed only if at least eight test results are available.

2021-22 School Effectiveness Index (SEI) Detail

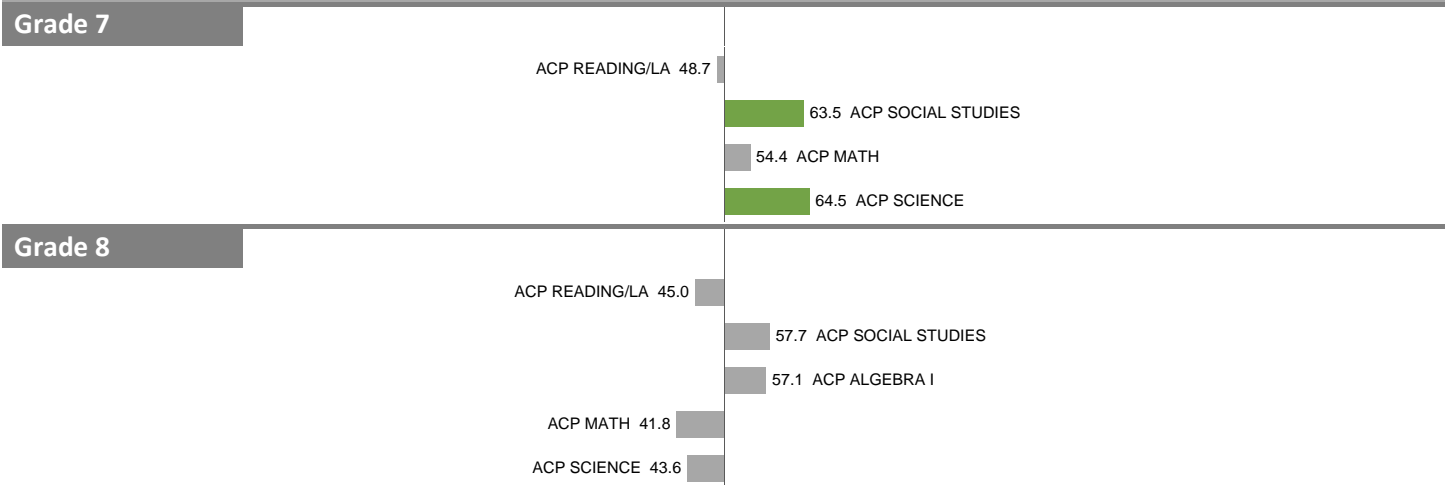
68—RAUL S. QUINTANILLA, SR. MIDDLE SCHOOL STEAM ACADEMY

Overall SEI: 51.3

STAAR



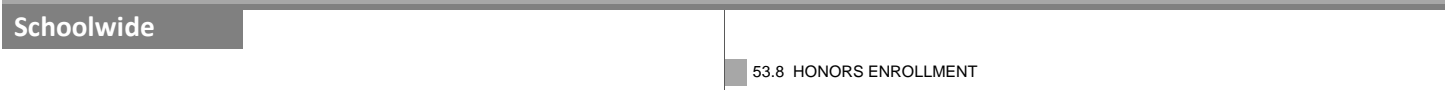
Core ACP



Other ACP



Other

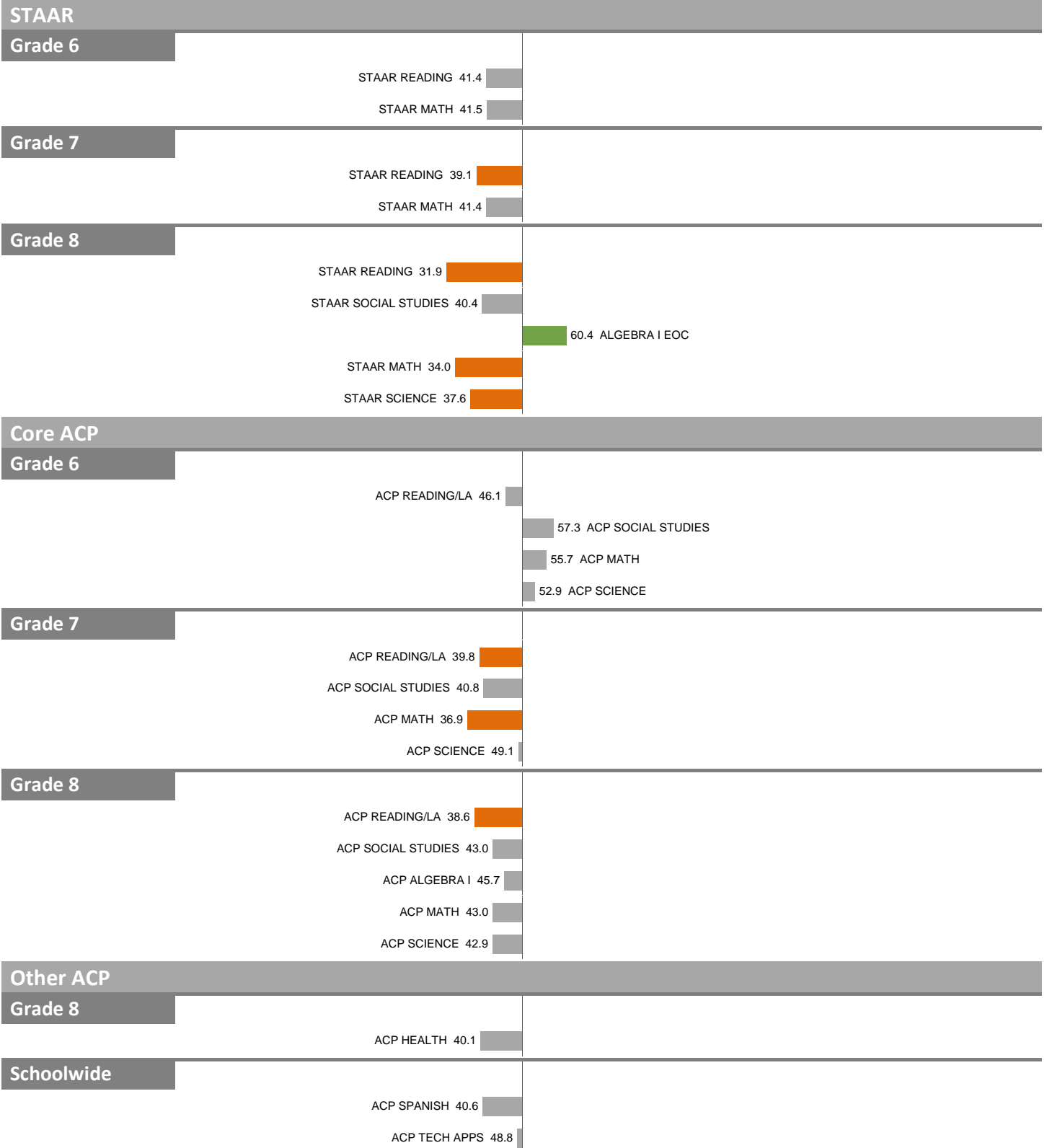


NOTES: "Overall SEI" has average 50 and standard deviation 5; an "average" overall SEI is 45 to 55. Component SEIs (e.g. Grade 5 STAAR Reading, PSAT Writing) each have average 50 and standard deviation 10; an "average" component SEI is 40 to 60. Component SEIs are computed only if at least eight test results are available.

2021-22 School Effectiveness Index (SEI) Detail

69-SEAGOVILLE MIDDLE SCHOOL

Overall SEI: 43.5



NOTES: "Overall SEI" has average 50 and standard deviation 5; an "average" overall SEI is 45 to 55. Component SEIs (e.g. Grade 5 STAAR Reading, PSAT Writing) each have average 50 and standard deviation 10; an "average" component SEI is 40 to 60. Component SEIs are computed only if at least eight test results are available.

2021-22 School Effectiveness Index (SEI) Detail

69-SEAGOVILLE MIDDLE SCHOOL

Overall SEI: 43.5

Other

Schoolwide


HONORS ENROLLMENT 47.8

NOTES: "Overall SEI" has average 50 and standard deviation 5; an "average" overall SEI is 45 to 55. Component SEIs (e.g. Grade 5 STAAR Reading, PSAT Writing) each have average 50 and standard deviation 10; an "average" component SEI is 40 to 60. Component SEIs are computed only if at least eight test results are available.

2021-22 School Effectiveness Index (SEI) Detail

72-SARAH ZUMWALT MIDDLE SCHOOL

Overall SEI: 47.8




NOTES: "Overall SEI" has average 50 and standard deviation 5; an "average" overall SEI is 45 to 55. Component SEIs (e.g. Grade 5 STAAR Reading, PSAT Writing) each have average 50 and standard deviation 10; an "average" component SEI is 40 to 60. Component SEIs are computed only if at least eight test results are available.

2021-22 School Effectiveness Index (SEI) Detail

76-HAROLD W. LANG, SR. MIDDLE SCHOOL

Overall SEI: 49.2




NOTES: "Overall SEI" has average 50 and standard deviation 5; an "average" overall SEI is 45 to 55. Component SEIs (e.g. Grade 5 STAAR Reading, PSAT Writing) each have average 50 and standard deviation 10; an "average" component SEI is 40 to 60. Component SEIs are computed only if at least eight test results are available.

2021-22 School Effectiveness Index (SEI) Detail

77-HECTOR P. GARCIA MIDDLE SCHOOL

Overall SEI: 51.9




NOTES: "Overall SEI" has average 50 and standard deviation 5; an "average" overall SEI is 45 to 55. Component SEIs (e.g. Grade 5 STAAR Reading, PSAT Writing) each have average 50 and standard deviation 10; an "average" component SEI is 40 to 60. Component SEIs are computed only if at least eight test results are available.

2021-22 School Effectiveness Index (SEI) Detail

79-FRANCISCO "PANCHO" MEDRANO JR HIGH SCHOOL

Overall SEI: 50.0




NOTES: "Overall SEI" has average 50 and standard deviation 5; an "average" overall SEI is 45 to 55. Component SEIs (e.g. Grade 5 STAAR Reading, PSAT Writing) each have average 50 and standard deviation 10; an "average" component SEI is 40 to 60. Component SEIs are computed only if at least eight test results are available.

2021-22 School Effectiveness Index (SEI) Detail

83-SAM TASBY MIDDLE SCHOOL

Overall SEI: 46.7




NOTES: "Overall SEI" has average 50 and standard deviation 5; an "average" overall SEI is 45 to 55. Component SEIs (e.g. Grade 5 STAAR Reading, PSAT Writing) each have average 50 and standard deviation 10; an "average" component SEI is 40 to 60. Component SEIs are computed only if at least eight test results are available.

2021-22 School Effectiveness Index (SEI) Detail

100-ZAN WESLEY HOLMES, JR. MIDDLE SCHOOL

Overall SEI: 52.1




NOTES: "Overall SEI" has average 50 and standard deviation 5; an "average" overall SEI is 45 to 55. Component SEIs (e.g. Grade 5 STAAR Reading, PSAT Writing) each have average 50 and standard deviation 10; an "average" component SEI is 40 to 60. Component SEIs are computed only if at least eight test results are available.

2021-22 School Effectiveness Index (SEI) Detail

352-YOUNG WOMEN'S STEAM ACADEMY AT BALCH SPRINGS MIDDLE SCHOOL

Overall SEI: 54.1




NOTES: "Overall SEI" has average 50 and standard deviation 5; an "average" overall SEI is 45 to 55. Component SEIs (e.g. Grade 5 STAAR Reading, PSAT Writing) each have average 50 and standard deviation 10; an "average" component SEI is 40 to 60. Component SEIs are computed only if at least eight test results are available.

2021-22 School Effectiveness Index (SEI) Detail

353-ANN RICHARDS STEAM ACADEMY

Overall SEI: 47.7



NOTES: "Overall SEI" has average 50 and standard deviation 5; an "average" overall SEI is 45 to 55. Component SEIs (e.g. Grade 5 STAAR Reading, PSAT Writing) each have average 50 and standard deviation 10; an "average" component SEI is 40 to 60. Component SEIs are computed only if at least eight test results are available.

2021-22 School Effectiveness Index (SEI) Detail

354-KENNEDY-CURRY MIDDLE SCHOOL

Overall SEI: 46.5



NOTES: "Overall SEI" has average 50 and standard deviation 5; an "average" overall SEI is 45 to 55. Component SEIs (e.g. Grade 5 STAAR Reading, PSAT Writing) each have average 50 and standard deviation 10; an "average" component SEI is 40 to 60. Component SEIs are computed only if at least eight test results are available.