

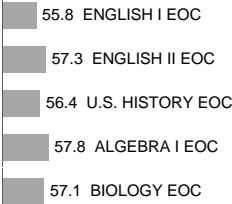
2021-22 School Effectiveness Index (SEI) Detail

1-BRYAN ADAMS HIGH SCHOOL

Overall SEI: 53.1

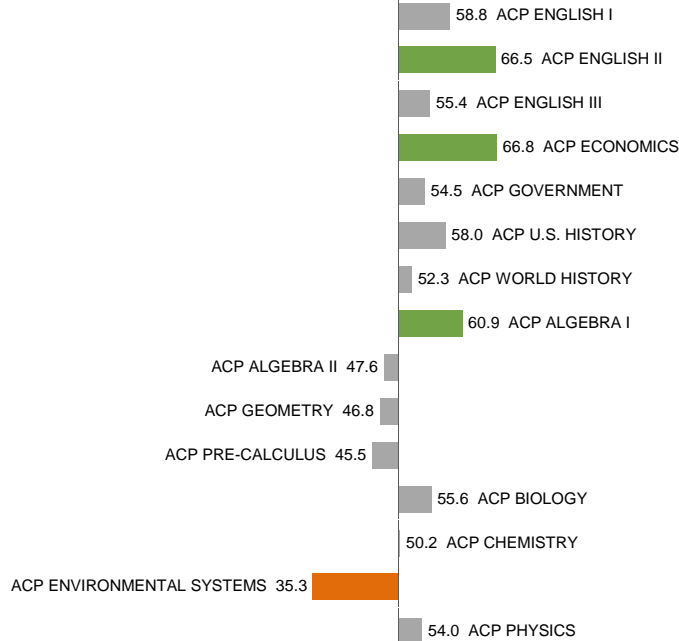
STAAR

Schoolwide



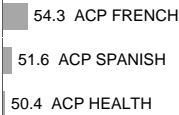
Core ACP

Schoolwide



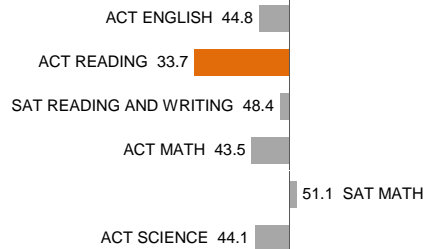
Other ACP

Schoolwide



Other

Grade 12

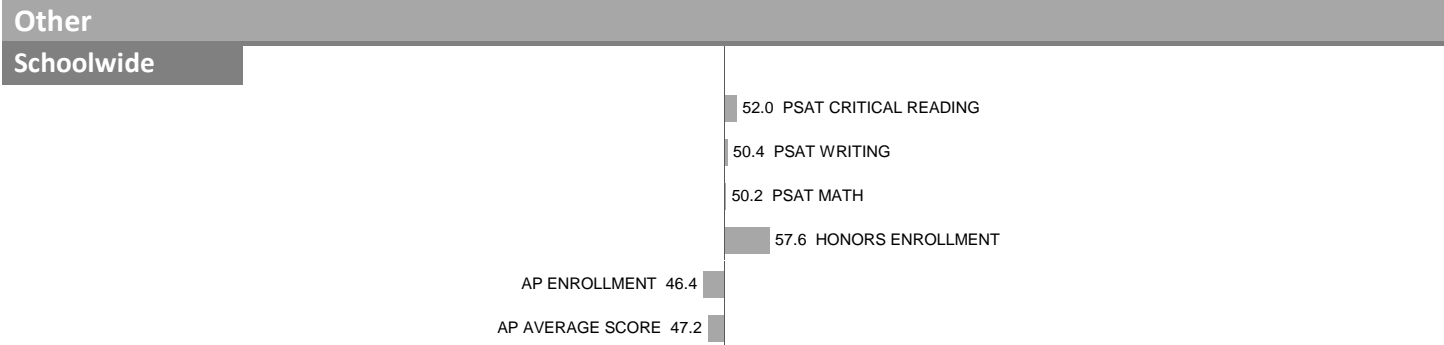


NOTES: "Overall SEI" has average 50 and standard deviation 5; an "average" overall SEI is 45 to 55. Component SEIs (e.g. Grade 5 STAAR Reading, PSAT Writing) each have average 50 and standard deviation 10; an "average" component SEI is 40 to 60. Component SEIs are computed only if at least eight test results are available.

2021-22 School Effectiveness Index (SEI) Detail

1-BRYAN ADAMS HIGH SCHOOL

Overall SEI: 53.1



NOTES: "Overall SEI" has average 50 and standard deviation 5; an "average" overall SEI is 45 to 55. Component SEIs (e.g. Grade 5 STAAR Reading, PSAT Writing) each have average 50 and standard deviation 10; an "average" component SEI is 40 to 60. Component SEIs are computed only if at least eight test results are available.

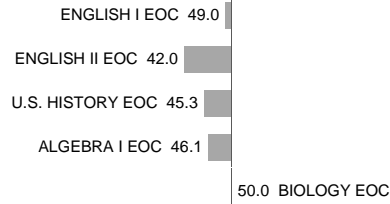
2021-22 School Effectiveness Index (SEI) Detail

2--W.H. ADAMSON HIGH SCHOOL

Overall SEI: 49.8


STAAR

Schoolwide



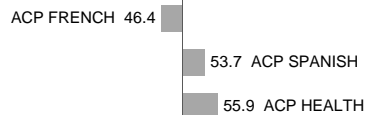
Core ACP

Schoolwide



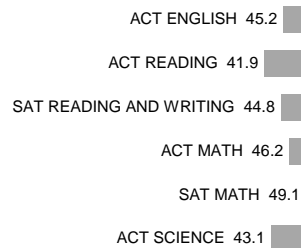
Other ACP

Schoolwide



Other

Grade 12




NOTES: "Overall SEI" has average 50 and standard deviation 5; an "average" overall SEI is 45 to 55. Component SEIs (e.g. Grade 5 STAAR Reading, PSAT Writing) each have average 50 and standard deviation 10; an "average" component SEI is 40 to 60. Component SEIs are computed only if at least eight test results are available.

2021-22 School Effectiveness Index (SEI) Detail

2--W.H. ADAMSON HIGH SCHOOL

Overall SEI: 49.8



NOTES: "Overall SEI" has average 50 and standard deviation 5; an "average" overall SEI is 45 to 55. Component SEIs (e.g. Grade 5 STAAR Reading, PSAT Writing) each have average 50 and standard deviation 10; an "average" component SEI is 40 to 60. Component SEIs are computed only if at least eight test results are available.

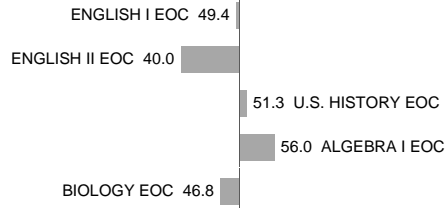
2021-22 School Effectiveness Index (SEI) Detail

5-MOISES E. MOLINA HIGH SCHOOL

Overall SEI: 50.8

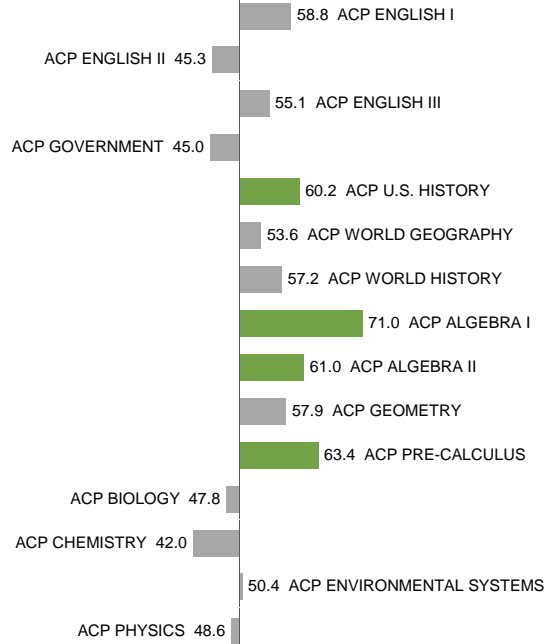
STAAR

Schoolwide



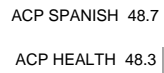
Core ACP

Schoolwide




Other ACP

Schoolwide



Other

Grade 12

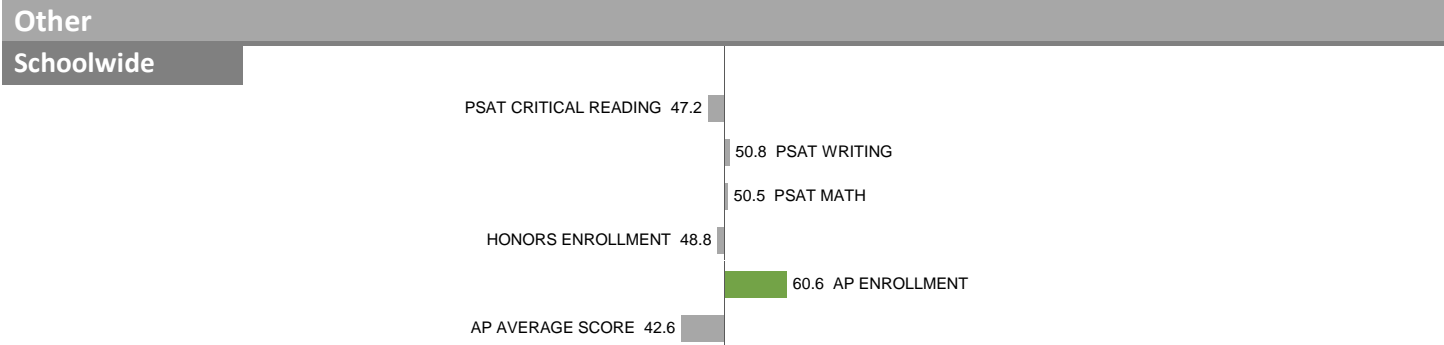


NOTES: "Overall SEI" has average 50 and standard deviation 5; an "average" overall SEI is 45 to 55. Component SEIs (e.g. Grade 5 STAAR Reading, PSAT Writing) each have average 50 and standard deviation 10; an "average" component SEI is 40 to 60. Component SEIs are computed only if at least eight test results are available.

2021-22 School Effectiveness Index (SEI) Detail

5-MOISES E. MOLINA HIGH SCHOOL

Overall SEI: 50.8



NOTES: "Overall SEI" has average 50 and standard deviation 5; an "average" overall SEI is 45 to 55. Component SEIs (e.g. Grade 5 STAAR Reading, PSAT Writing) each have average 50 and standard deviation 10; an "average" component SEI is 40 to 60. Component SEIs are computed only if at least eight test results are available.

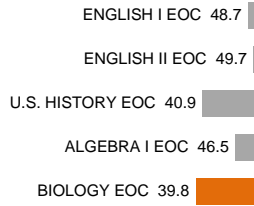
2021-22 School Effectiveness Index (SEI) Detail

6-HILLCREST HIGH SCHOOL

Overall SEI: 48.0

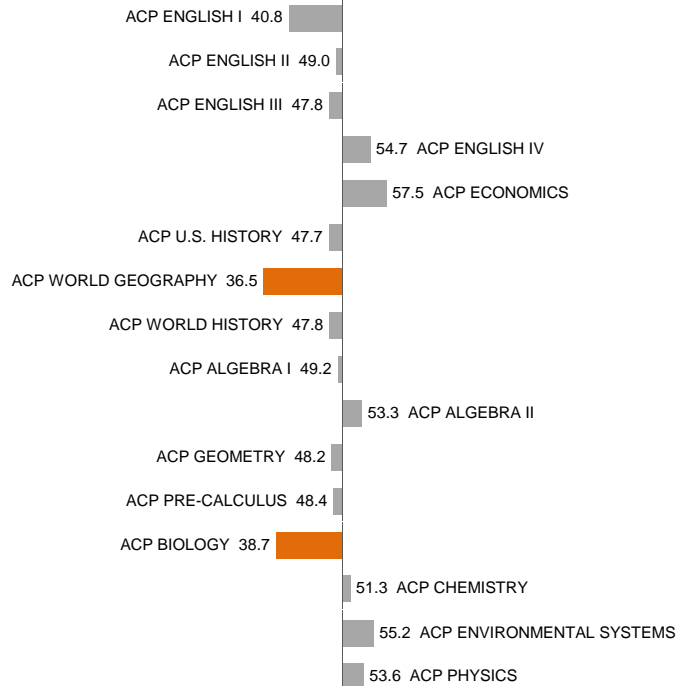
STAAR

Schoolwide



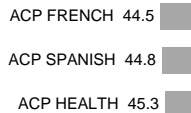
Core ACP

Schoolwide




Other ACP

Schoolwide



Other

Grade 12



NOTES: "Overall SEI" has average 50 and standard deviation 5; an "average" overall SEI is 45 to 55. Component SEIs (e.g. Grade 5 STAAR Reading, PSAT Writing) each have average 50 and standard deviation 10; an "average" component SEI is 40 to 60. Component SEIs are computed only if at least eight test results are available.


2021-22 School Effectiveness Index (SEI) Detail

6-HILLCREST HIGH SCHOOL

Overall SEI: 48.0

Other

Schoolwide



NOTES: "Overall SEI" has average 50 and standard deviation 5; an "average" overall SEI is 45 to 55. Component SEIs (e.g. Grade 5 STAAR Reading, PSAT Writing) each have average 50 and standard deviation 10; an "average" component SEI is 40 to 60. Component SEIs are computed only if at least eight test results are available.

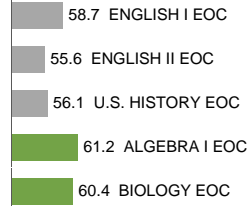
2021-22 School Effectiveness Index (SEI) Detail

7--THOMAS JEFFERSON HIGH SCHOOL

Overall SEI: 53.4

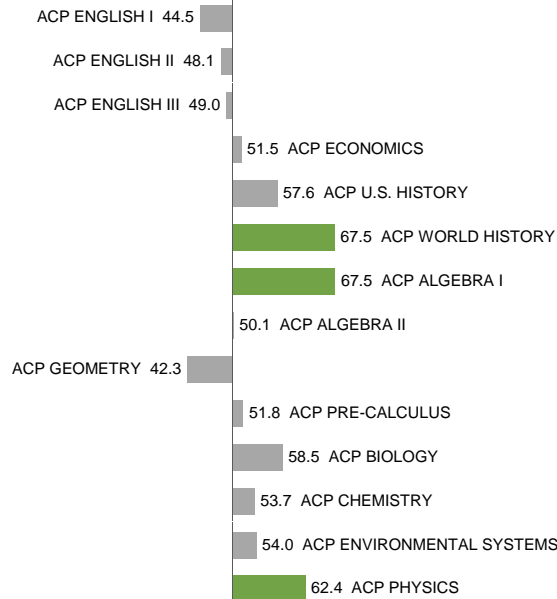
STAAR

Schoolwide



Core ACP

Schoolwide



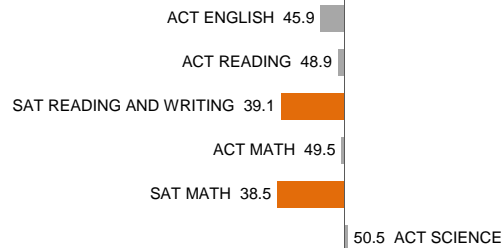
Other ACP

Schoolwide



Other

Grade 12

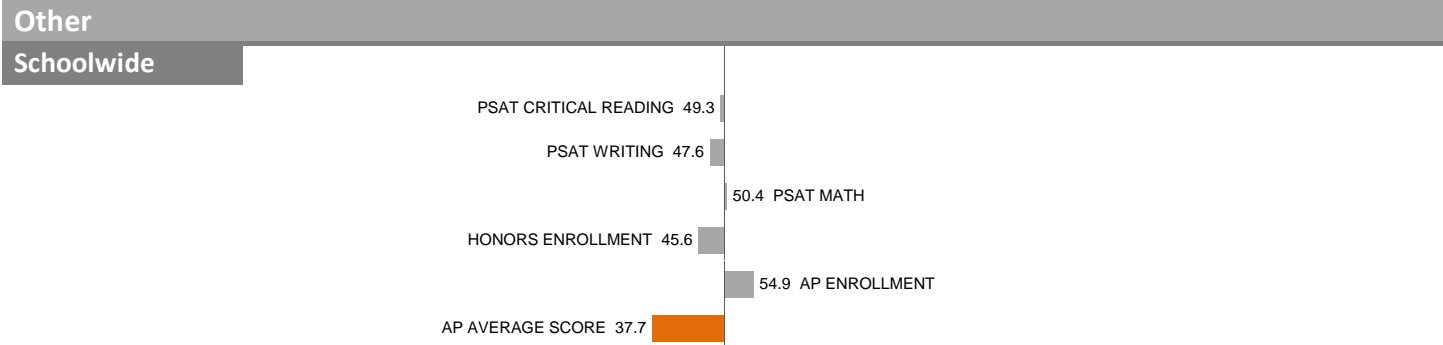


NOTES: "Overall SEI" has average 50 and standard deviation 5; an "average" overall SEI is 45 to 55. Component SEIs (e.g. Grade 5 STAAR Reading, PSAT Writing) each have average 50 and standard deviation 10; an "average" component SEI is 40 to 60. Component SEIs are computed only if at least eight test results are available.

2021-22 School Effectiveness Index (SEI) Detail

7--THOMAS JEFFERSON HIGH SCHOOL

Overall SEI: 53.4



NOTES: "Overall SEI" has average 50 and standard deviation 5; an "average" overall SEI is 45 to 55. Component SEIs (e.g. Grade 5 STAAR Reading, PSAT Writing) each have average 50 and standard deviation 10; an "average" component SEI is 40 to 60. Component SEIs are computed only if at least eight test results are available.

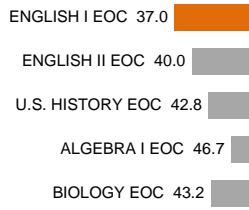
2021-22 School Effectiveness Index (SEI) Detail

8--JUSTIN F. KIMBALL HIGH SCHOOL

Overall SEI: 43.8

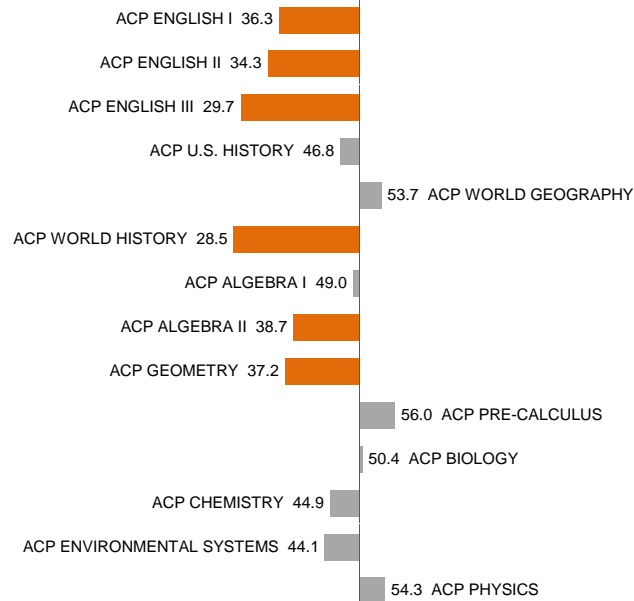
STAAR

Schoolwide



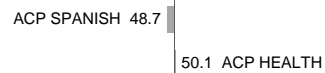
Core ACP

Schoolwide



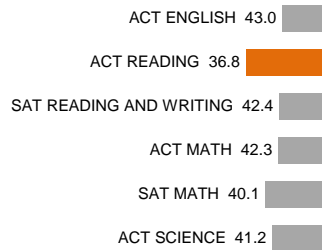
Other ACP

Schoolwide



Other

Grade 12




NOTES: "Overall SEI" has average 50 and standard deviation 5; an "average" overall SEI is 45 to 55. Component SEIs (e.g. Grade 5 STAAR Reading, PSAT Writing) each have average 50 and standard deviation 10; an "average" component SEI is 40 to 60. Component SEIs are computed only if at least eight test results are available.

2021-22 School Effectiveness Index (SEI) Detail

8--JUSTIN F. KIMBALL HIGH SCHOOL

Overall SEI: 43.8



NOTES: "Overall SEI" has average 50 and standard deviation 5; an "average" overall SEI is 45 to 55. Component SEIs (e.g. Grade 5 STAAR Reading, PSAT Writing) each have average 50 and standard deviation 10; an "average" component SEI is 40 to 60. Component SEIs are computed only if at least eight test results are available.

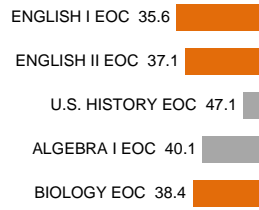
2021-22 School Effectiveness Index (SEI) Detail

9-LINCOLN HIGH SCHOOL

Overall SEI: 42.8

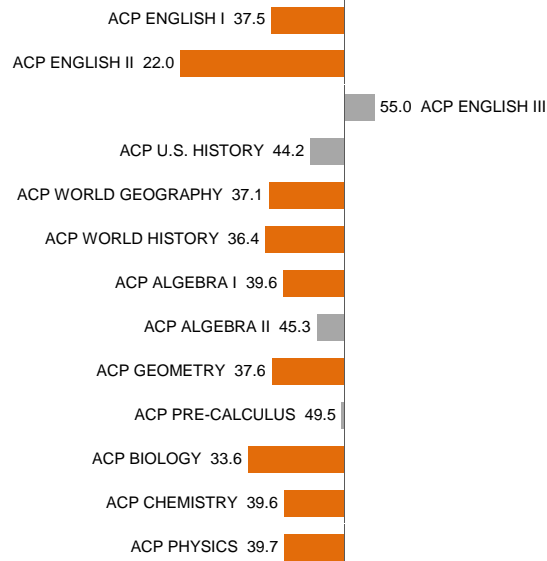
STAAR

Schoolwide



Core ACP

Schoolwide




Other ACP

Schoolwide



Other

Grade 12

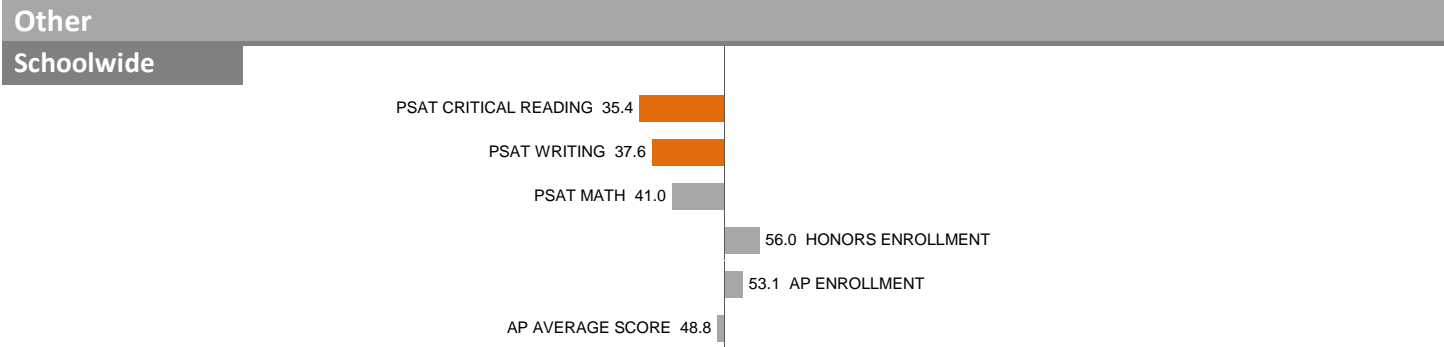


NOTES: "Overall SEI" has average 50 and standard deviation 5; an "average" overall SEI is 45 to 55. Component SEIs (e.g. Grade 5 STAAR Reading, PSAT Writing) each have average 50 and standard deviation 10; an "average" component SEI is 40 to 60. Component SEIs are computed only if at least eight test results are available.

2021-22 School Effectiveness Index (SEI) Detail

9-LINCOLN HIGH SCHOOL

Overall SEI: 42.8



NOTES: "Overall SEI" has average 50 and standard deviation 5; an "average" overall SEI is 45 to 55. Component SEIs (e.g. Grade 5 STAAR Reading, PSAT Writing) each have average 50 and standard deviation 10; an "average" component SEI is 40 to 60. Component SEIs are computed only if at least eight test results are available.

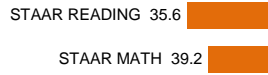
2021-22 School Effectiveness Index (SEI) Detail

12--L.G. PINKSTON HIGH SCHOOL

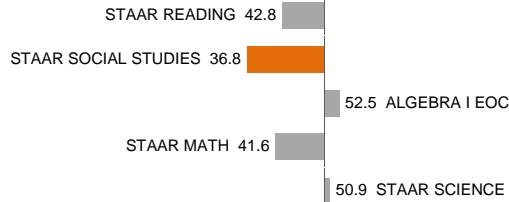
Overall SEI: 43.9

STAAR


Grade 7



Grade 8

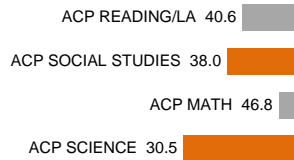


Schoolwide

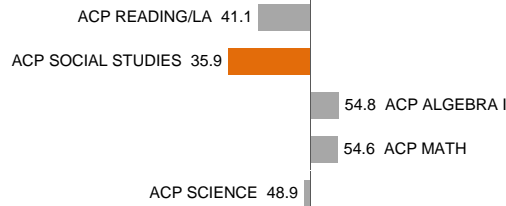


Core ACP

Grade 7



Grade 8



NOTES: "Overall SEI" has average 50 and standard deviation 5; an "average" overall SEI is 45 to 55. Component SEIs (e.g. Grade 5 STAAR Reading, PSAT Writing) each have average 50 and standard deviation 10; an "average" component SEI is 40 to 60. Component SEIs are computed only if at least eight test results are available.

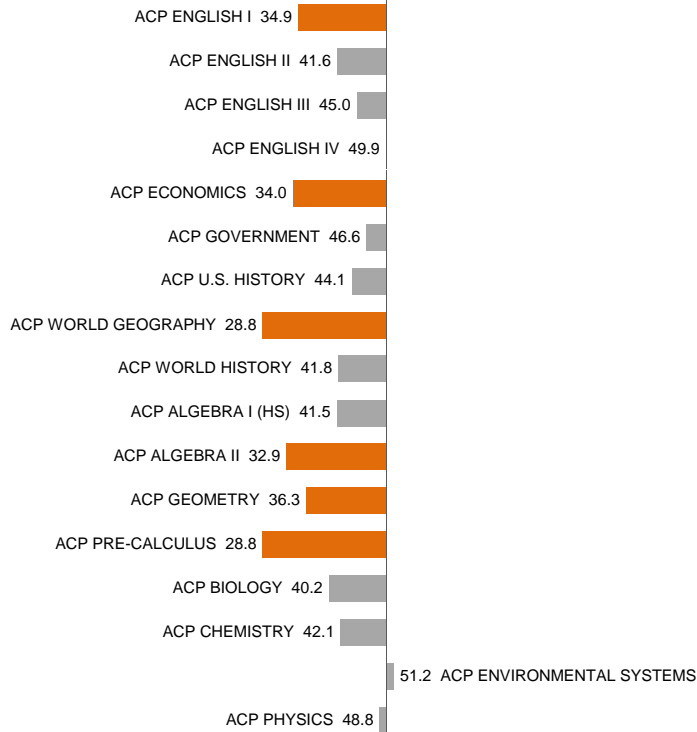
2021-22 School Effectiveness Index (SEI) Detail

12-L.G. PINKSTON HIGH SCHOOL

Overall SEI: 43.9

Core ACP

Schoolwide



Other ACP

Grade 8

ACP HEALTH 40.5

Schoolwide

50.3 ACP SPANISH (HS)

ACP HEALTH (HS) 47.8

Other

Grade 12

ACT ENGLISH 45.4

ACT READING 46.0

SAT READING AND WRITING 44.2

ACT MATH 45.8

54.0 SAT MATH

50.1 ACT SCIENCE

NOTES: "Overall SEI" has average 50 and standard deviation 5; an "average" overall SEI is 45 to 55. Component SEIs (e.g. Grade 5 STAAR Reading, PSAT Writing) each have average 50 and standard deviation 10; an "average" component SEI is 40 to 60. Component SEIs are computed only if at least eight test results are available.

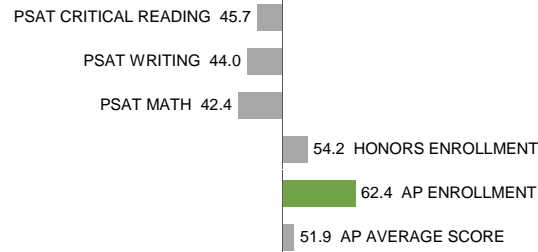
2021-22 School Effectiveness Index (SEI) Detail

12--L.G. PINKSTON HIGH SCHOOL

Overall SEI: 43.9

Other

Schoolwide



NOTES: "Overall SEI" has average 50 and standard deviation 5; an "average" overall SEI is 45 to 55. Component SEIs (e.g. Grade 5 STAAR Reading, PSAT Writing) each have average 50 and standard deviation 10; an "average" component SEI is 40 to 60. Component SEIs are computed only if at least eight test results are available.

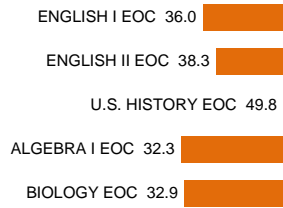
2021-22 School Effectiveness Index (SEI) Detail

13-FRANKLIN D. ROOSEVELT HIGH SCHOOL OF INNOVATION

Overall SEI: 41.5


STAAR

Schoolwide



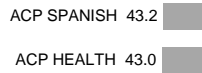
Core ACP

Schoolwide



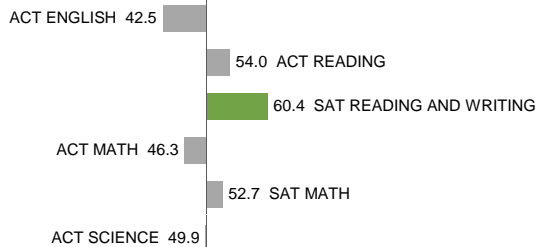
Other ACP

Schoolwide



Other

Grade 12




NOTES: "Overall SEI" has average 50 and standard deviation 5; an "average" overall SEI is 45 to 55. Component SEIs (e.g. Grade 5 STAAR Reading, PSAT Writing) each have average 50 and standard deviation 10; an "average" component SEI is 40 to 60. Component SEIs are computed only if at least eight test results are available.

2021-22 School Effectiveness Index (SEI) Detail

13-FRANKLIN D. ROOSEVELT HIGH SCHOOL OF INNOVATION

Overall SEI: 41.5



NOTES: "Overall SEI" has average 50 and standard deviation 5; an "average" overall SEI is 45 to 55. Component SEIs (e.g. Grade 5 STAAR Reading, PSAT Writing) each have average 50 and standard deviation 10; an "average" component SEI is 40 to 60. Component SEIs are computed only if at least eight test results are available.

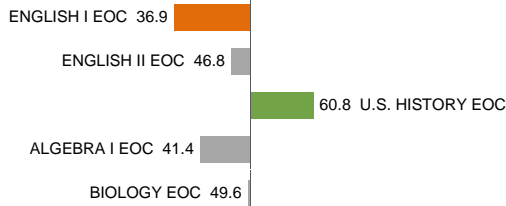
2021-22 School Effectiveness Index (SEI) Detail

14-W.W. SAMUELL HIGH SCHOOL

Overall SEI: 49.1


STAAR

Schoolwide



Core ACP

Schoolwide




Other ACP

Schoolwide



Other

Grade 12



NOTES: "Overall SEI" has average 50 and standard deviation 5; an "average" overall SEI is 45 to 55. Component SEIs (e.g. Grade 5 STAAR Reading, PSAT Writing) each have average 50 and standard deviation 10; an "average" component SEI is 40 to 60. Component SEIs are computed only if at least eight test results are available.


2021-22 School Effectiveness Index (SEI) Detail

14-W.W. SAMUELL HIGH SCHOOL

Overall SEI: 49.1

Other

Schoolwide



NOTES: "Overall SEI" has average 50 and standard deviation 5; an "average" overall SEI is 45 to 55. Component SEIs (e.g. Grade 5 STAAR Reading, PSAT Writing) each have average 50 and standard deviation 10; an "average" component SEI is 40 to 60. Component SEIs are computed only if at least eight test results are available.

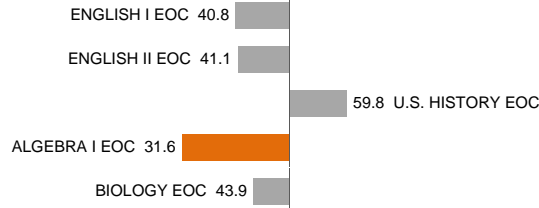
2021-22 School Effectiveness Index (SEI) Detail

15-SEAGOVILLE HIGH SCHOOL

Overall SEI: 44.9

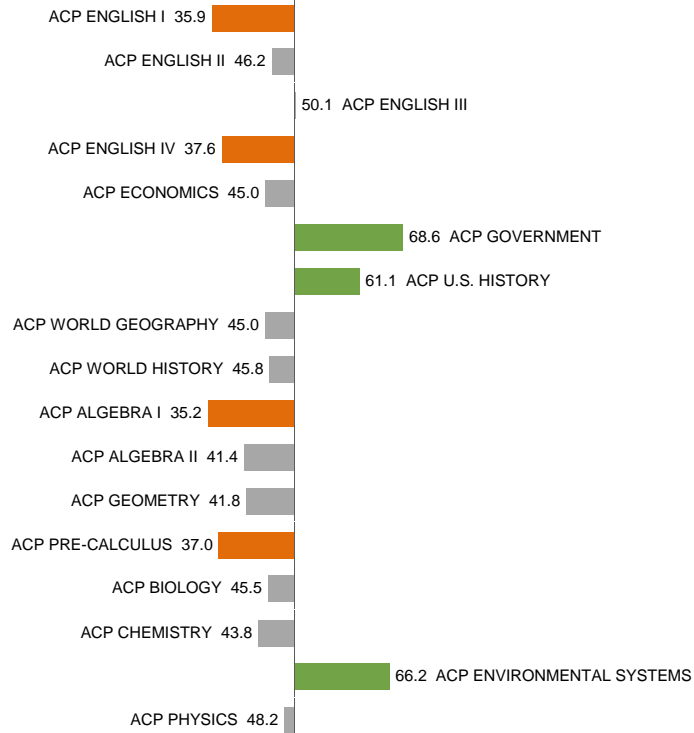
STAAR

Schoolwide



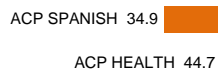
Core ACP

Schoolwide



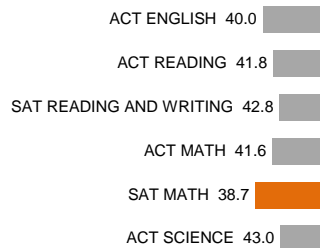
Other ACP

Schoolwide



Other

Grade 12



NOTES: "Overall SEI" has average 50 and standard deviation 5; an "average" overall SEI is 45 to 55. Component SEIs (e.g. Grade 5 STAAR Reading, PSAT Writing) each have average 50 and standard deviation 10; an "average" component SEI is 40 to 60. Component SEIs are computed only if at least eight test results are available.

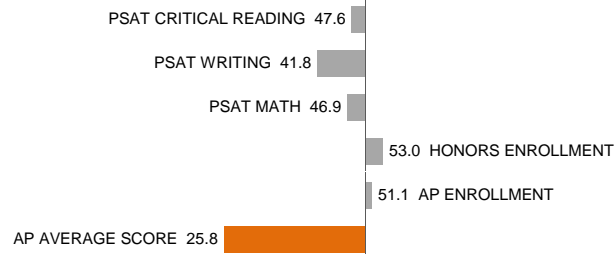
2021-22 School Effectiveness Index (SEI) Detail

15-SEAGOVILLE HIGH SCHOOL

Overall SEI: 44.9

Other

Schoolwide



NOTES: "Overall SEI" has average 50 and standard deviation 5; an "average" overall SEI is 45 to 55. Component SEIs (e.g. Grade 5 STAAR Reading, PSAT Writing) each have average 50 and standard deviation 10; an "average" component SEI is 40 to 60. Component SEIs are computed only if at least eight test results are available.

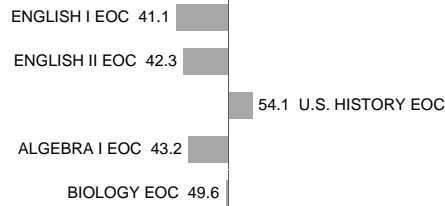
2021-22 School Effectiveness Index (SEI) Detail

16-SOUTH OAK CLIFF HIGH SCHOOL

Overall SEI: 46.6

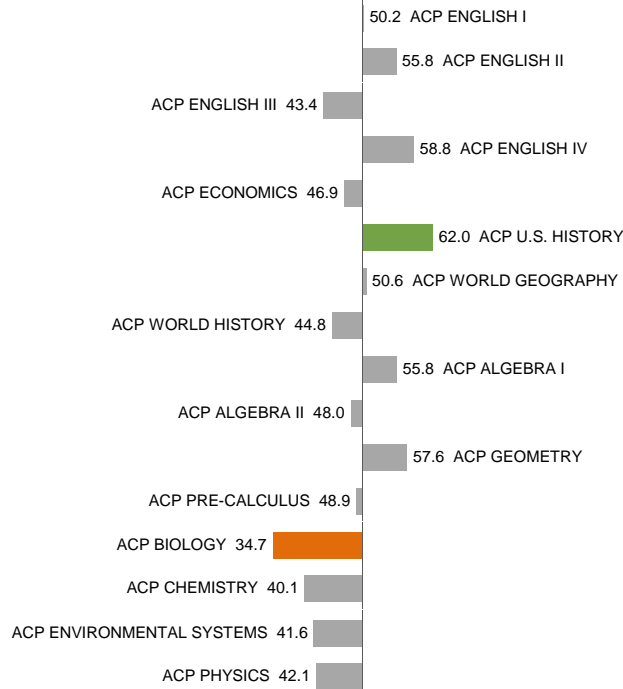
STAAR

Schoolwide



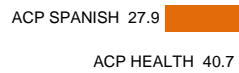
Core ACP

Schoolwide



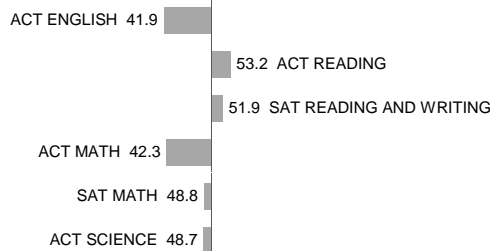
Other ACP

Schoolwide



Other

Grade 12



NOTES: "Overall SEI" has average 50 and standard deviation 5; an "average" overall SEI is 45 to 55. Component SEIs (e.g. Grade 5 STAAR Reading, PSAT Writing) each have average 50 and standard deviation 10; an "average" component SEI is 40 to 60. Component SEIs are computed only if at least eight test results are available.

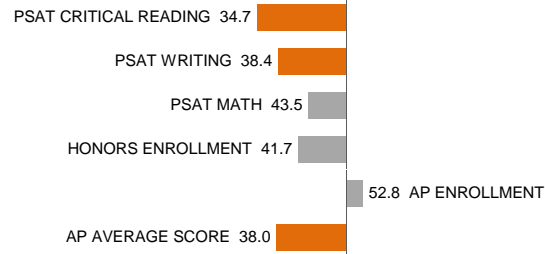
2021-22 School Effectiveness Index (SEI) Detail

16-SOUTH OAK CLIFF HIGH SCHOOL

Overall SEI: 46.6

Other

Schoolwide



NOTES: "Overall SEI" has average 50 and standard deviation 5; an "average" overall SEI is 45 to 55. Component SEIs (e.g. Grade 5 STAAR Reading, PSAT Writing) each have average 50 and standard deviation 10; an "average" component SEI is 40 to 60. Component SEIs are computed only if at least eight test results are available.


2021-22 School Effectiveness Index (SEI) Detail

17-H. GRADY SPRUCE HIGH SCHOOL

Overall SEI: 45.7

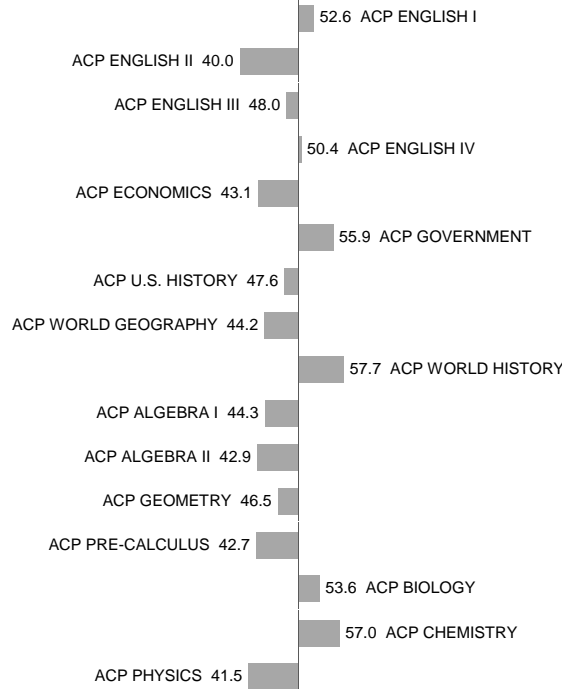
STAAR

Schoolwide



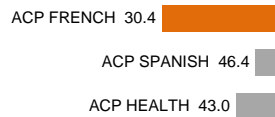
Core ACP

Schoolwide



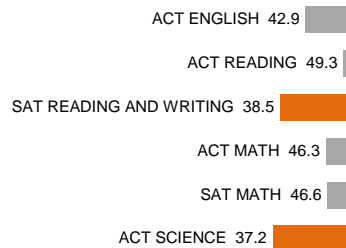
Other ACP

Schoolwide



Other

Grade 12




NOTES: "Overall SEI" has average 50 and standard deviation 5; an "average" overall SEI is 45 to 55. Component SEIs (e.g. Grade 5 STAAR Reading, PSAT Writing) each have average 50 and standard deviation 10; an "average" component SEI is 40 to 60. Component SEIs are computed only if at least eight test results are available.

2021-22 School Effectiveness Index (SEI) Detail

17-H. GRADY SPRUCE HIGH SCHOOL

Overall SEI: 45.7



NOTES: "Overall SEI" has average 50 and standard deviation 5; an "average" overall SEI is 45 to 55. Component SEIs (e.g. Grade 5 STAAR Reading, PSAT Writing) each have average 50 and standard deviation 10; an "average" component SEI is 40 to 60. Component SEIs are computed only if at least eight test results are available.

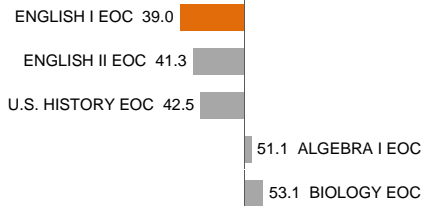
2021-22 School Effectiveness Index (SEI) Detail

18-SUNSET HIGH SCHOOL

Overall SEI: 49.9

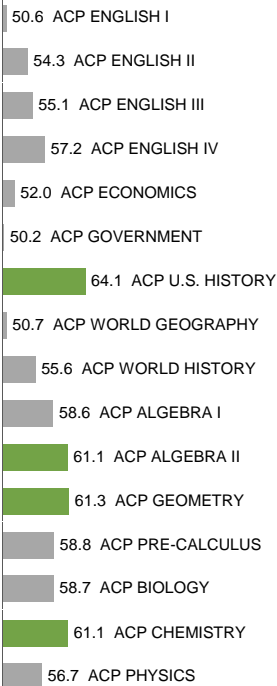
STAAR

Schoolwide



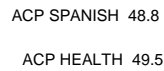
Core ACP

Schoolwide



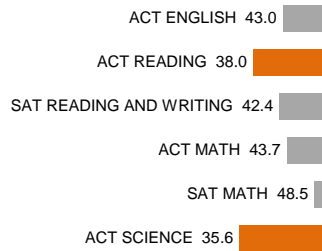
Other ACP

Schoolwide



Other

Grade 12



NOTES: "Overall SEI" has average 50 and standard deviation 5; an "average" overall SEI is 45 to 55. Component SEIs (e.g. Grade 5 STAAR Reading, PSAT Writing) each have average 50 and standard deviation 10; an "average" component SEI is 40 to 60. Component SEIs are computed only if at least eight test results are available.


2021-22 School Effectiveness Index (SEI) Detail

18-SUNSET HIGH SCHOOL

Overall SEI: 49.9

Other

Schoolwide



NOTES: "Overall SEI" has average 50 and standard deviation 5; an "average" overall SEI is 45 to 55. Component SEIs (e.g. Grade 5 STAAR Reading, PSAT Writing) each have average 50 and standard deviation 10; an "average" component SEI is 40 to 60. Component SEIs are computed only if at least eight test results are available.

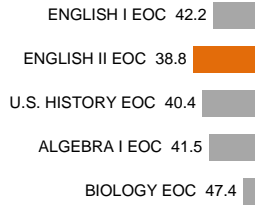
2021-22 School Effectiveness Index (SEI) Detail

21-W.T. WHITE HIGH SCHOOL

Overall SEI: 45.0

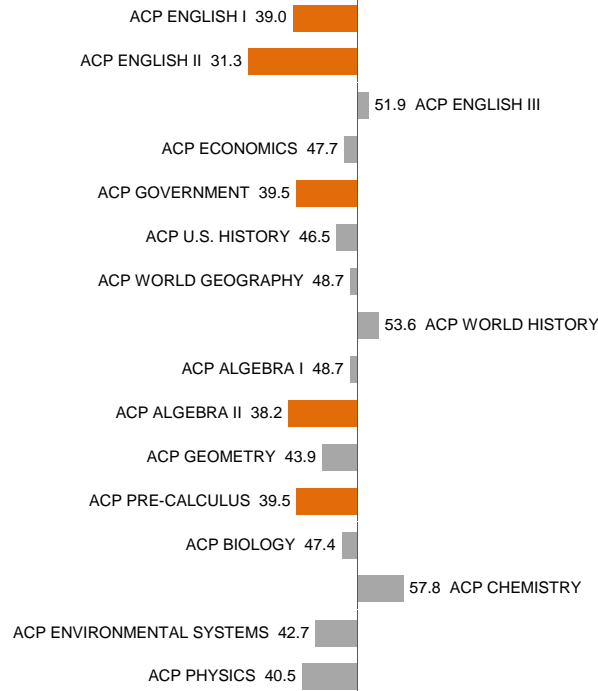
STAAR

Schoolwide



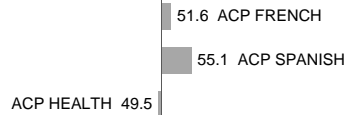
Core ACP

Schoolwide



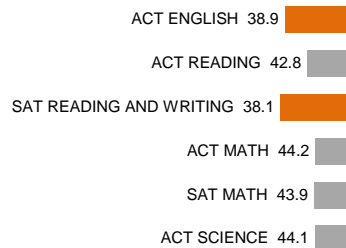
Other ACP

Schoolwide



Other

Grade 12



NOTES: "Overall SEI" has average 50 and standard deviation 5; an "average" overall SEI is 45 to 55. Component SEIs (e.g. Grade 5 STAAR Reading, PSAT Writing) each have average 50 and standard deviation 10; an "average" component SEI is 40 to 60. Component SEIs are computed only if at least eight test results are available.

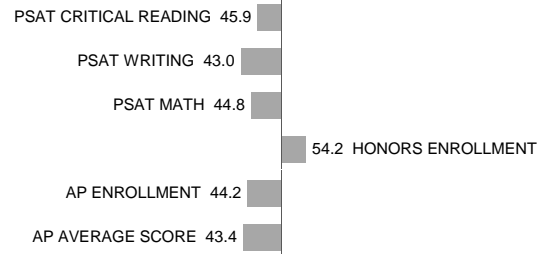
2021-22 School Effectiveness Index (SEI) Detail

21-W.T. WHITE HIGH SCHOOL

Overall SEI: 45.0

Other

Schoolwide



NOTES: "Overall SEI" has average 50 and standard deviation 5; an "average" overall SEI is 45 to 55. Component SEIs (e.g. Grade 5 STAAR Reading, PSAT Writing) each have average 50 and standard deviation 10; an "average" component SEI is 40 to 60. Component SEIs are computed only if at least eight test results are available.


2021-22 School Effectiveness Index (SEI) Detail

22-WOODROW WILSON HIGH SCHOOL

Overall SEI: 53.4

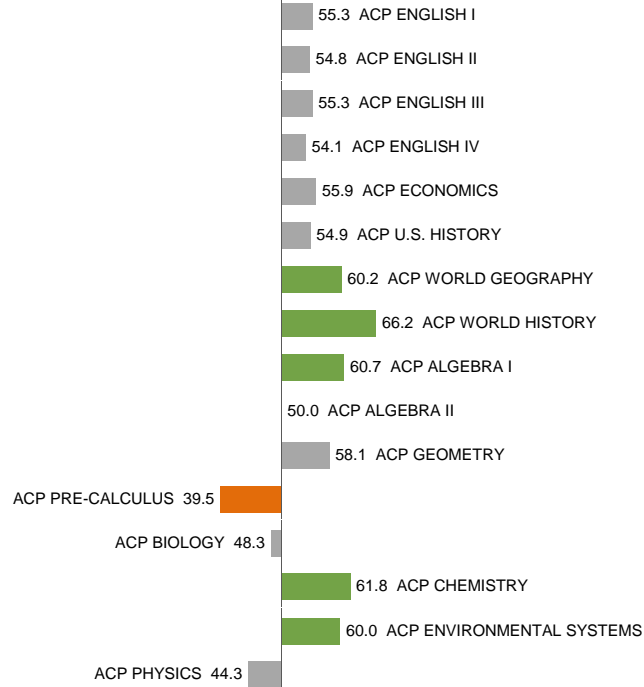
STAAR

Schoolwide



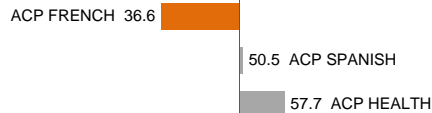
Core ACP

Schoolwide




Other ACP

Schoolwide



Other

Grade 12




NOTES: "Overall SEI" has average 50 and standard deviation 5; an "average" overall SEI is 45 to 55. Component SEIs (e.g. Grade 5 STAAR Reading, PSAT Writing) each have average 50 and standard deviation 10; an "average" component SEI is 40 to 60. Component SEIs are computed only if at least eight test results are available.

2021-22 School Effectiveness Index (SEI) Detail

22-WOODROW WILSON HIGH SCHOOL

Overall SEI: 53.4



NOTES: "Overall SEI" has average 50 and standard deviation 5; an "average" overall SEI is 45 to 55. Component SEIs (e.g. Grade 5 STAAR Reading, PSAT Writing) each have average 50 and standard deviation 10; an "average" component SEI is 40 to 60. Component SEIs are computed only if at least eight test results are available.

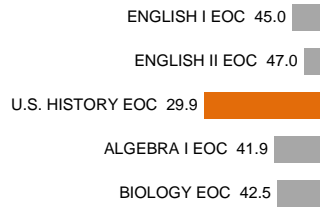
2021-22 School Effectiveness Index (SEI) Detail

23-DAVID W. CARTER HIGH SCHOOL

Overall SEI: 43.6

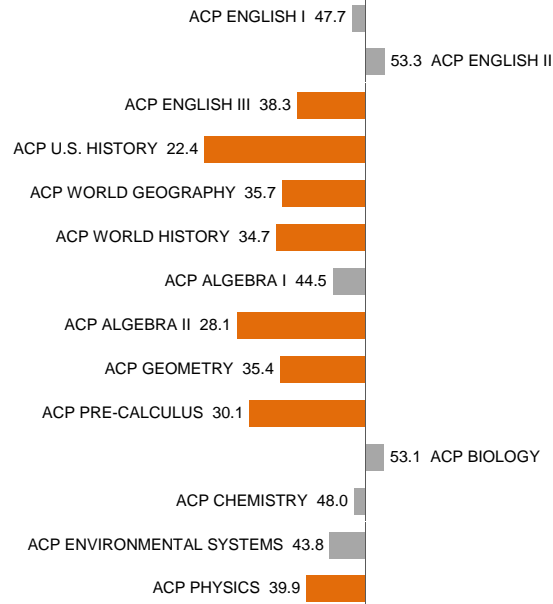
STAAR

Schoolwide



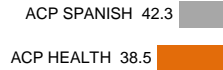
Core ACP

Schoolwide



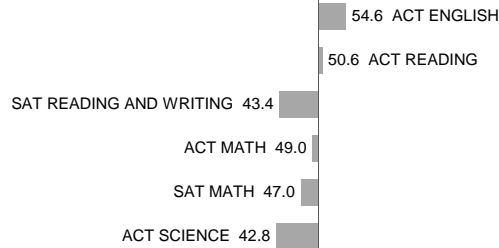
Other ACP

Schoolwide



Other

Grade 12

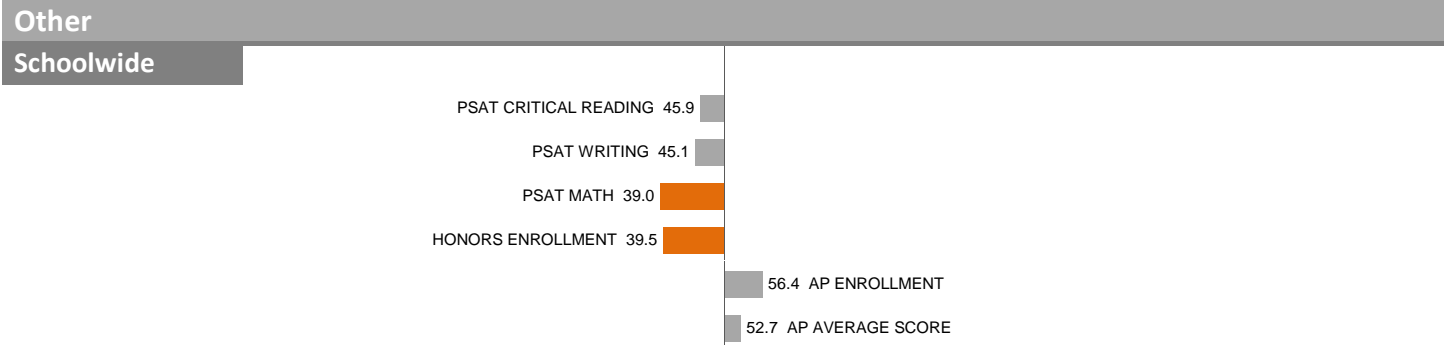


NOTES: "Overall SEI" has average 50 and standard deviation 5; an "average" overall SEI is 45 to 55. Component SEIs (e.g. Grade 5 STAAR Reading, PSAT Writing) each have average 50 and standard deviation 10; an "average" component SEI is 40 to 60. Component SEIs are computed only if at least eight test results are available.

2021-22 School Effectiveness Index (SEI) Detail

23-DAVID W. CARTER HIGH SCHOOL

Overall SEI: 43.6



NOTES: "Overall SEI" has average 50 and standard deviation 5; an "average" overall SEI is 45 to 55. Component SEIs (e.g. Grade 5 STAAR Reading, PSAT Writing) each have average 50 and standard deviation 10; an "average" component SEI is 40 to 60. Component SEIs are computed only if at least eight test results are available.


2021-22 School Effectiveness Index (SEI) Detail

24-NORTH DALLAS HIGH SCHOOL

Overall SEI: 51.2

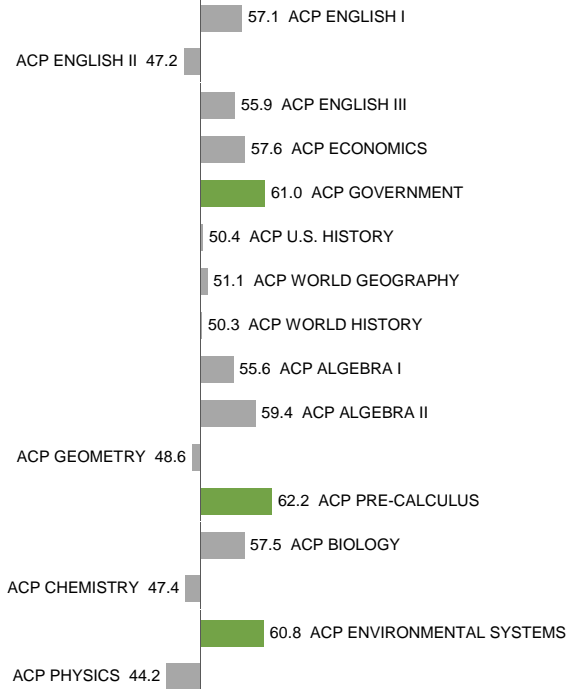
STAAR

Schoolwide



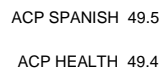
Core ACP

Schoolwide



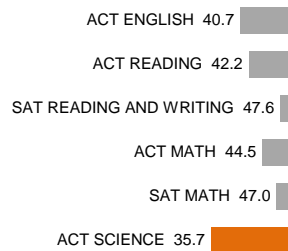
Other ACP

Schoolwide



Other

Grade 12



NOTES: "Overall SEI" has average 50 and standard deviation 5; an "average" overall SEI is 45 to 55. Component SEIs (e.g. Grade 5 STAAR Reading, PSAT Writing) each have average 50 and standard deviation 10; an "average" component SEI is 40 to 60. Component SEIs are computed only if at least eight test results are available.


2021-22 School Effectiveness Index (SEI) Detail

24-NORTH DALLAS HIGH SCHOOL

Overall SEI: 51.2

Other

Schoolwide



NOTES: "Overall SEI" has average 50 and standard deviation 5; an "average" overall SEI is 45 to 55. Component SEIs (e.g. Grade 5 STAAR Reading, PSAT Writing) each have average 50 and standard deviation 10; an "average" component SEI is 40 to 60. Component SEIs are computed only if at least eight test results are available.

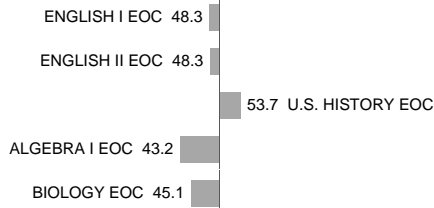
2021-22 School Effectiveness Index (SEI) Detail

25-SKYLINE HIGH SCHOOL

Overall SEI: 49.7


STAAR

Schoolwide



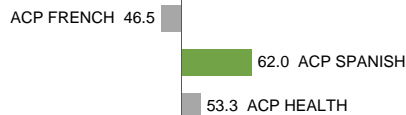
Core ACP

Schoolwide



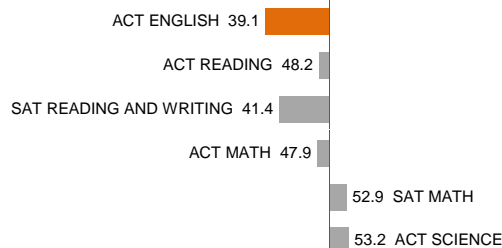
Other ACP

Schoolwide



Other

Grade 12



NOTES: "Overall SEI" has average 50 and standard deviation 5; an "average" overall SEI is 45 to 55. Component SEIs (e.g. Grade 5 STAAR Reading, PSAT Writing) each have average 50 and standard deviation 10; an "average" component SEI is 40 to 60. Component SEIs are computed only if at least eight test results are available.

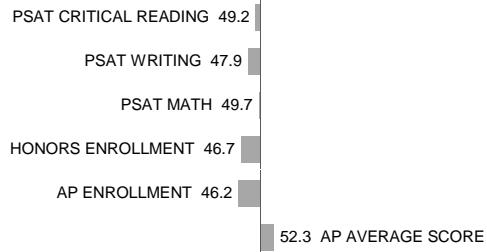
2021-22 School Effectiveness Index (SEI) Detail

25-SKYLINE HIGH SCHOOL

Overall SEI: 49.7

Other

Schoolwide



NOTES: "Overall SEI" has average 50 and standard deviation 5; an "average" overall SEI is 45 to 55. Component SEIs (e.g. Grade 5 STAAR Reading, PSAT Writing) each have average 50 and standard deviation 10; an "average" component SEI is 40 to 60. Component SEIs are computed only if at least eight test results are available.

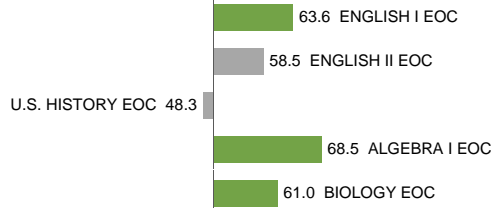
2021-22 School Effectiveness Index (SEI) Detail

28-EMMETT J. CONRAD HIGH SCHOOL

Overall SEI: 55.2

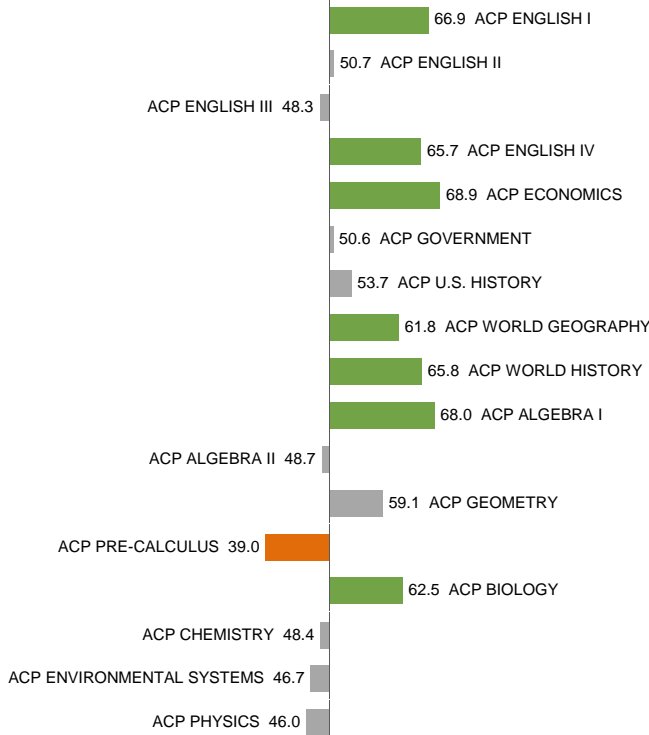
STAAR

Schoolwide



Core ACP

Schoolwide



Other ACP

Schoolwide



NOTES: "Overall SEI" has average 50 and standard deviation 5; an "average" overall SEI is 45 to 55. Component SEIs (e.g. Grade 5 STAAR Reading, PSAT Writing) each have average 50 and standard deviation 10; an "average" component SEI is 40 to 60. Component SEIs are computed only if at least eight test results are available.

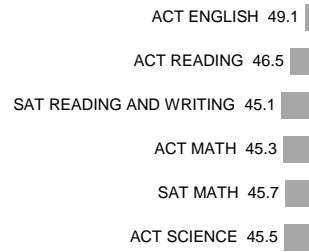
2021-22 School Effectiveness Index (SEI) Detail

28-EMMETT J. CONRAD HIGH SCHOOL


Overall SEI: 55.2

Other

Grade 12



Schoolwide



NOTES: "Overall SEI" has average 50 and standard deviation 5; an "average" overall SEI is 45 to 55. Component SEIs (e.g. Grade 5 STAAR Reading, PSAT Writing) each have average 50 and standard deviation 10; an "average" component SEI is 40 to 60. Component SEIs are computed only if at least eight test results are available.

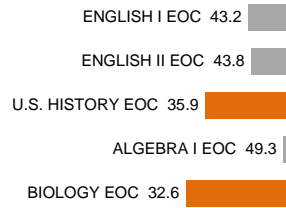
2021-22 School Effectiveness Index (SEI) Detail

32-JAMES MADISON HIGH SCHOOL

Overall SEI: 44.2

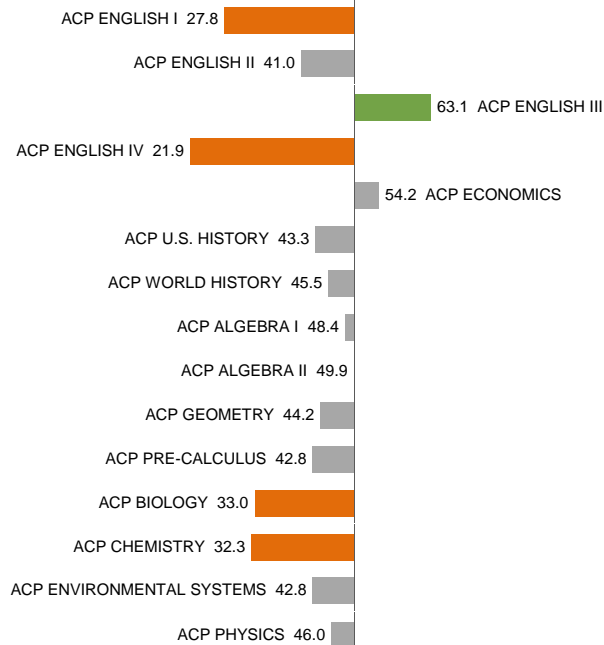
STAAR

Schoolwide



Core ACP

Schoolwide



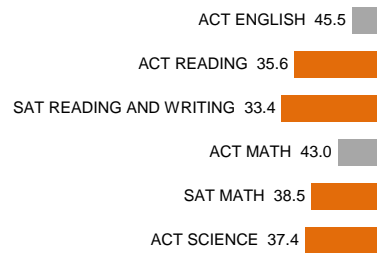
Other ACP

Schoolwide



Other

Grade 12

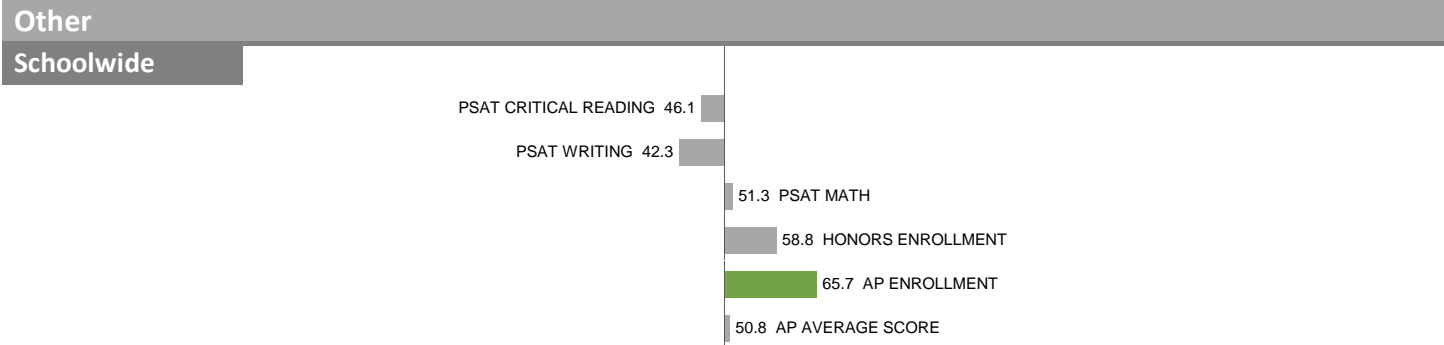


NOTES: "Overall SEI" has average 50 and standard deviation 5; an "average" overall SEI is 45 to 55. Component SEIs (e.g. Grade 5 STAAR Reading, PSAT Writing) each have average 50 and standard deviation 10; an "average" component SEI is 40 to 60. Component SEIs are computed only if at least eight test results are available.

2021-22 School Effectiveness Index (SEI) Detail

32-JAMES MADISON HIGH SCHOOL

Overall SEI: 44.2



NOTES: "Overall SEI" has average 50 and standard deviation 5; an "average" overall SEI is 45 to 55. Component SEIs (e.g. Grade 5 STAAR Reading, PSAT Writing) each have average 50 and standard deviation 10; an "average" component SEI is 40 to 60. Component SEIs are computed only if at least eight test results are available.

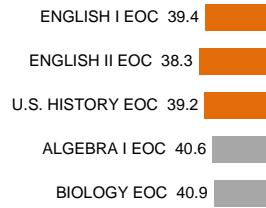
2021-22 School Effectiveness Index (SEI) Detail

380–WILMER-HUTCHINS HIGH SCHOOL

Overall SEI: 41.2

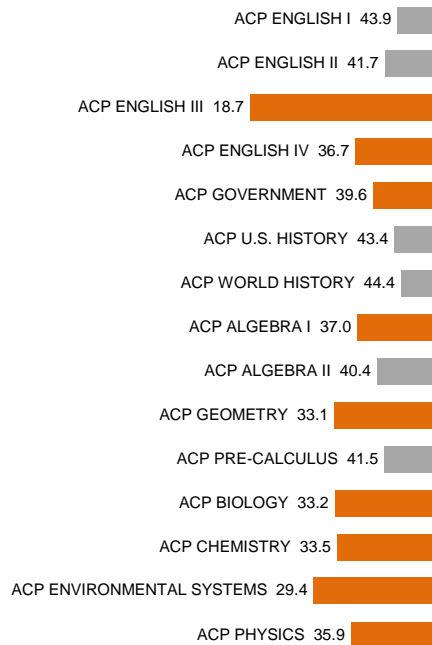
STAAR

Schoolwide



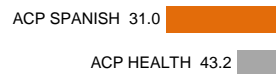
Core ACP

Schoolwide



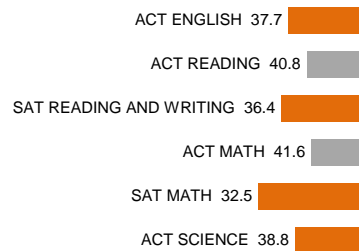
Other ACP

Schoolwide



Other

Grade 12



NOTES: "Overall SEI" has average 50 and standard deviation 5; an "average" overall SEI is 45 to 55. Component SEIs (e.g. Grade 5 STAAR Reading, PSAT Writing) each have average 50 and standard deviation 10; an "average" component SEI is 40 to 60. Component SEIs are computed only if at least eight test results are available.

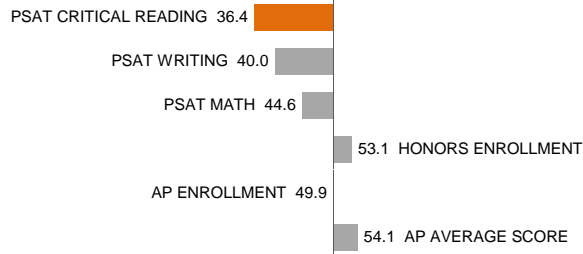
2021-22 School Effectiveness Index (SEI) Detail

380–WILMER-HUTCHINS HIGH SCHOOL

Overall SEI: 41.2

Other

Schoolwide



NOTES: "Overall SEI" has average 50 and standard deviation 5; an "average" overall SEI is 45 to 55. Component SEIs (e.g. Grade 5 STAAR Reading, PSAT Writing) each have average 50 and standard deviation 10; an "average" component SEI is 40 to 60. Component SEIs are computed only if at least eight test results are available.