








































2018-19 School Effectiveness Index (SEI) Report High Schools

	Students	SEI	
			37 ————— 50 ————— 68
1	BRYAN ADAMS	1,748	50.3
2	W.H. ADAMSON	1,223	44.7
5	MOISES E. MOLINA	1,904	45.8
6	HILLCREST	915	46.9
7	THOMAS JEFFERSON	1,324	50.1
8	JUSTIN F. KIMBALL	991	44.9
9	LINCOLN	319	44.5
12	L.G. PINKSTON	951	38.7
13	FRANKLIN D. ROOSEVELT	496	43.2
14	W.W. SAMUELL	1,377	46.7
15	SEAGOVILLE HIGH	984	48.5
16	SOUTH OAK CLIFF	745	47.5
17	H. GRADY SPRUCE	1,305	48.9
18	SUNSET	1,445	48.7
21	W.T. WHITE	1,641	46.0
22	WOODROW WILSON	1,650	52.8
23	DAVID W. CARTER	719	49.4
24	NORTH DALLAS	698	45.0
25	SKYLINE	3,023	51.3
28	EMMETT J. CONRAD	954	49.4
32	JAMES MADISON	377	43.6
380	WILMER-HUTCHINS HIGH	574	42.7

2018-19 School Effectiveness Index (SEI) Report Middle Schools

	Students	SEI	
			37 ————— 50 ————— 68
42	WILLIAM H. ATWELL	625	44.8
43	T.W. BROWNE	463	48.4
44	E.H. CARY	518	44.3
45	E.B. COMSTOCK	640	41.7
46	YOUNG MEN'S LEADERSHIP ACADEMY	741	50.3
47	BENJAMIN FRANKLIN	1,002	51.7
48	W.H. GASTON	817	48.6
49	W.E. GREINER	1,684	48.9
50	ROBERT T. HILL	761	46.9
51	OLIVER W. HOLMES	536	55.4
52	PIEDMONT G.L.O.B.A.L. ACADEMY	897	47.8
53	J.L. LONG	1,338	48.0
54	THOMAS C. MARSH	887	49.1
55	T.J. RUSK	583	56.8
56	EWELL D. WALKER	663	45.8
58	ALEX W. SPENCE	602	47.7
59	L.V. STOCKARD	1,018	48.4
60	BOUDE STOREY	450	50.4
62	BILLY EARL DADE	701	40.0
68	RAUL QUINTANILLA, SR.	594	58.6
69	SEAGOVILLE MIDDLE	1,217	49.6
72	SARAH ZUMWALT	276	48.3
76	HAROLD W. LANG, SR.	670	53.6
77	HECTOR P. GARCIA	701	50.6
79	FRANCISCO F. "PANCHO" MEDRANO	825	45.6
83	SAM TASBY	773	47.8
100	ZAN WESLEY HOLMES, JR.	752	45.2
352	YOUNG WOMEN'S STEAM ACADEMY	1,099	58.1
353	ANN RICHARDS	1,176	49.5
354	KENNEDY-CURRY	606	42.7
359	ROSEMONT MIDDLE	199	48.3

2018-19 School Effectiveness Index (SEI) Report Elementary Schools

	Students	SEI	
			37 ————— 50 ————— 68
101 JOHN Q. ADAMS	532	43.2	
103 GABE P. ALLEN	341	46.5	
104 WILLIAM M. ANDERSON	475	51.9	
105 ARCADIA PARK	492	53.3	
107 JOSE "JOE" MAY	433	53.3	
108 BAYLES	298	50.4	
109 WILLIAM A. BLAIR	378	52.8	
110 ANNIE WEBB BLANTON	418	51.6	
112 JAMES BOWIE	305	48.5	
114 JOHN NEELY BRYAN	248	41.2	
115 HARRELL BUDD	289	48.6	
116 DAVID G. BURNET	446	54.7	
117 RUFUS C. BURLESON	403	44.8	
118 W.W. BUSHMAN	284	51.5	
119 CHAPEL HILL	316	52.4	
120 F.P. CAILLET	477	53.7	
121 JOHN W. CARPENTER	176	45.6	
122 C.F. CARR	243	54.1	
125 CASA VIEW	434	53.1	
126 CENTRAL	368	61.9	
128 MARTIN LUTHER KING, JR.	282	59.9	
129 S.S. CONNER	330	46.1	
130 LEILA P. COWART	375	50.2	
131 IGNACIO ZARAGOZA	197	48.0	
133 BARBARA JORDAN	392	44.8	
135 EVERETTE LEE DEGOLYER	285	56.2	
136 L.O. DONALD	336	54.7	
137 JULIUS DORSEY	306	54.7	
139 PAUL L. DUNBAR	312	63.8	
141 JILL STONE	247	46.5	
142 J.N. ERVIN	337	47.6	
144 TOM W. FIELD	163	49.7	
145 STEPHEN C. FOSTER	443	49.0	
147 CHARLES A. GILL	513	57.5	
148 TOM C. GOOCH	220	52.4	
149 LENORE KIRK HALL	361	49.6	
152 MARGARET B. HENDERSON	299	61.7	
153 VICTOR H. HEXTER	407	54.1	
154 LARRY G. SMITH	511	54.4	
























2018-19 School Effectiveness Index (SEI) Report Elementary Schools

	Students	SEI	
			37 ————— 50 ————— 68
155 C.A. TATUM, JR.	383	49.0	<div style="width: 35%;"></div>
156 NATHANIEL HAWTHORNE	293	55.6	<div style="width: 45%;"></div>
157 JAMES S. HOGG	159	47.6	<div style="width: 38%;"></div>
158 LIDA HOOE	280	47.7	<div style="width: 38%;"></div>
159 L.L. HOTCHKISS	473	60.7	<div style="width: 55%;"></div>
161 JOHN IRELAND	317	47.5	<div style="width: 38%;"></div>
162 MOCKINGBIRD	517	56.3	<div style="width: 48%;"></div>
163 CEDAR CREST	205	37.9	<div style="width: 10%;"></div>
164 ANSON JONES	460	46.2	<div style="width: 35%;"></div>
166 EDWIN J. KIEST	523	52.5	<div style="width: 42%;"></div>
167 KLEBERG	455	47.1	<div style="width: 38%;"></div>
168 OBADIAH KNIGHT	323	50.1	<div style="width: 40%;"></div>
169 ARTHUR KRAMER	379	52.0	<div style="width: 42%;"></div>
170 RICHARD LAGOW	377	47.1	<div style="width: 38%;"></div>
171 LAKEWOOD	739	53.0	<div style="width: 45%;"></div>
172 JIMMIE TYLER BRASHEAR	474	53.1	<div style="width: 45%;"></div>
173 SIDNEY LANIER	493	42.9	<div style="width: 25%;"></div>
174 GENEVA HEIGHTS	220	45.4	<div style="width: 30%;"></div>
175 UMPHREY LEE	327	51.0	<div style="width: 40%;"></div>
176 JACK LOWE, SR.	386	55.9	<div style="width: 48%;"></div>
177 WILLIAM LIPSCOMB	290	49.2	<div style="width: 40%;"></div>
178 H.I. HOLLAND	230	41.7	<div style="width: 20%;"></div>
180 B.H. MACON	342	48.1	<div style="width: 38%;"></div>
181 MAPLE LAWN	461	50.8	<div style="width: 40%;"></div>
182 HERBERT MARCUS	517	47.4	<div style="width: 38%;"></div>
183 THOMAS L. MARSALIS	298	53.9	<div style="width: 45%;"></div>
184 BEN MILAM	198	48.1	<div style="width: 38%;"></div>
185 WILLIAM B. MILLER	203	44.6	<div style="width: 30%;"></div>
186 ROGER Q. MILLS	161	40.8	<div style="width: 20%;"></div>
187 NANCY MOSELEY	482	49.5	<div style="width: 40%;"></div>
188 MOUNT AUBURN	396	47.7	<div style="width: 38%;"></div>
189 CLARA OLIVER	181	51.7	<div style="width: 40%;"></div>
190 GEORGE PEABODY	395	52.8	<div style="width: 42%;"></div>
191 ELISHA M. PEASE	243	44.6	<div style="width: 30%;"></div>
192 JOHN F. PEELER	167	47.2	<div style="width: 38%;"></div>
193 JOHN J. PERSHING	319	53.1	<div style="width: 45%;"></div>
194 K.B. POLK	260	48.7	<div style="width: 38%;"></div>
195 PRESTON HOLLOW	307	50.3	<div style="width: 40%;"></div>
197 JOHN H. REAGAN	231	44.7	<div style="width: 30%;"></div>

























2018-19 School Effectiveness Index (SEI) Report Elementary Schools

		Students	SEI			
				37	50	68
198	MARTHA TURNER REILLY	373	55.5			
199	REINHARDT	373	50.1			
200	JOSEPH J. RHOADS	405	48.1			
201	CHARLES RICE	318	51.3			
202	ORAN M. ROBERTS	390	46.4			
203	DAN D. ROGERS	315	48.4			
204	ROSEMONT ELEMENTARY/MIDDLE	727	51.6			
205	CLINTON P. RUSSELL	471	46.0			
206	ALEX SANGER	544	52.7			
207	SAN JACINTO	280	45.3			
208	SEAGOVILLE ELEMENTARY	488	44.7			
209	ASCHER SILBERSTEIN	500	51.6			
210	LESLIE A. STEMMONS	487	51.3			
211	STEVENS PARK	514	47.7			
213	T.G. TERRY	246	47.0			
215	ROBERT L. THORNTON	194	48.1			
216	EDWARD TITCHE	425	55.4			
218	GEORGE W. TRUETT	715	44.1			
219	ADELLE TURNER	177	49.1			
220	MARK TWAIN	136	45.1			
222	URBAN PARK	435	46.2			
224	WALNUT HILL	215	48.6			
225	DANIEL WEBSTER	282	43.6			
226	MARTIN WEISS	352	52.9			
229	WINNETKA	607	53.0			
230	HARRY C. WITHERS	312	58.1			
232	EDNA ROWE	300	45.5			
233	NATHAN ADAMS	320	49.3			
234	HENRY B. GONZALEZ	427	50.2			
235	BIRDIE ALEXANDER	185	50.4			
236	NANCY J. COCHRAN	270	38.8			
237	JOHN W. RUNYON	366	52.1			
239	ARTURO SALAZAR	404	50.7			
240	FRANK GUZICK	429	41.9			
244	SEAGOVILLE NORTH	563	43.6			
247	ADELFA B. CALLEJO	427	49.2			
250	WHITNEY M. YOUNG, JR.	280	41.9			
260	LORENZO DE ZAVALA	287	45.3			
263	J.P. STARKS	221	49.9			

2018-19 School Effectiveness Index (SEI) Report Elementary Schools

	Students	SEI	
			37 ————— 50 ————— 68
264 RONALD E. MCNAIR	345	51.6	
265 ELADIO MARTINEZ	557	47.9	
266 FREDERICK DOUGLASS	315	39.9	
271 JULIAN T. SALDIVAR	439	44.3	
272 MARIA MORENO	266	55.1	
273 PLEASANT GROVE	353	49.5	
274 MARY MCLEOD BETHUNE	511	51.8	
275 LOUISE WOLFF KAHN	465	53.9	
276 GILBERT CUELLAR, SR.	478	55.3	
277 THOMAS TOLBERT	337	52.4	
278 LEONIDES GONZALEZ CIGARROA, M.D.	355	46.9	
279 JERRY R. JUNKINS	417	47.7	
280 ANNE FRANK	675	54.4	
281 CESAR CHAVEZ	464	51.7	
283 ESPERANZA "HOPE" MEDRANO	228	49.7	
284 HIGHLAND MEADOWS	454	50.9	
286 LEE A. MCSHAN, JR.	463	51.1	
287 CELESTINO MAURICIO SOTO, JR.	395	49.5	
289 FELIX G. BOTELLO	358	55.5	
301 WILMER-HUTCHINS ELEMENTARY	709	40.6	
303 THELMA E. PAGE RICHARDSON	482	52.0	
304 GEORGE H.W. BUSH	445	52.7	
305 EBBY HALLIDAY	461	49.5	

2018-19 School Effectiveness Index (SEI) Report Choice Schools

	Students	SEI		
			37 ————— 50 ————— 68	
3	NEW TECH	240	49.0	
26	SCHOOL OF SCIENCE & ENGINEERING	495	67.1	
33	SCHOOL OF BUSINESS & MANAGEMENT	501	55.4	
34	BOOKER T. WASHINGTON	916	51.0	
35	IRMA L. RANGEL YOUNG WOMENS LEADERSHIP SCHOOL	535	54.3	
36	SCHOOL OF HEALTH PROFESSIONS	549	56.4	
37	SORRELLS SCHOOL OF EDUCATION & SOCIAL SERVICES	301	53.1	
38	SANDERS LAW MAGNET	399	56.6	
39	SCHOOL FOR THE TALENTED & GIFTED	359	61.5	
71	DALLAS ENVIRONMENTAL SCIENCE	450	57.6	
73	H.W. LONGFELLOW	423	54.9	
85	KATHLYN J. GILLIAM	364	54.1	
88	TRINIDAD GARZA	435	60.7	
90	W.L. LASSITER, JR.	240	60.4	
134	GEORGE B. DEALEY MONTESSORI	532	58.3	
160	PERSONALIZED LEARNING	140	49.1	
212	HARRY STONE	507	51.3	
217	WILLIAM B. TRAVIS	518	55.7	
270	EDUARDO MATA	446	48.0	
306	SOLAR FOR GIRLS	334	58.2	
360	STEAM AT D.A. HULCY	517	47.2	
363	SCHOOL FOR TAG IN PLEASANT GROVE	208	64.8	
381	BARACK OBAMA MALE LEADERSHIP ACADEMY	449	52.2	
382	IDEA AT J.W. FANNIN	234	46.8	
384	SUDIE L. WILLIAMS	201	51.2	