


2018-19 School Effectiveness Index (SEI) Detail

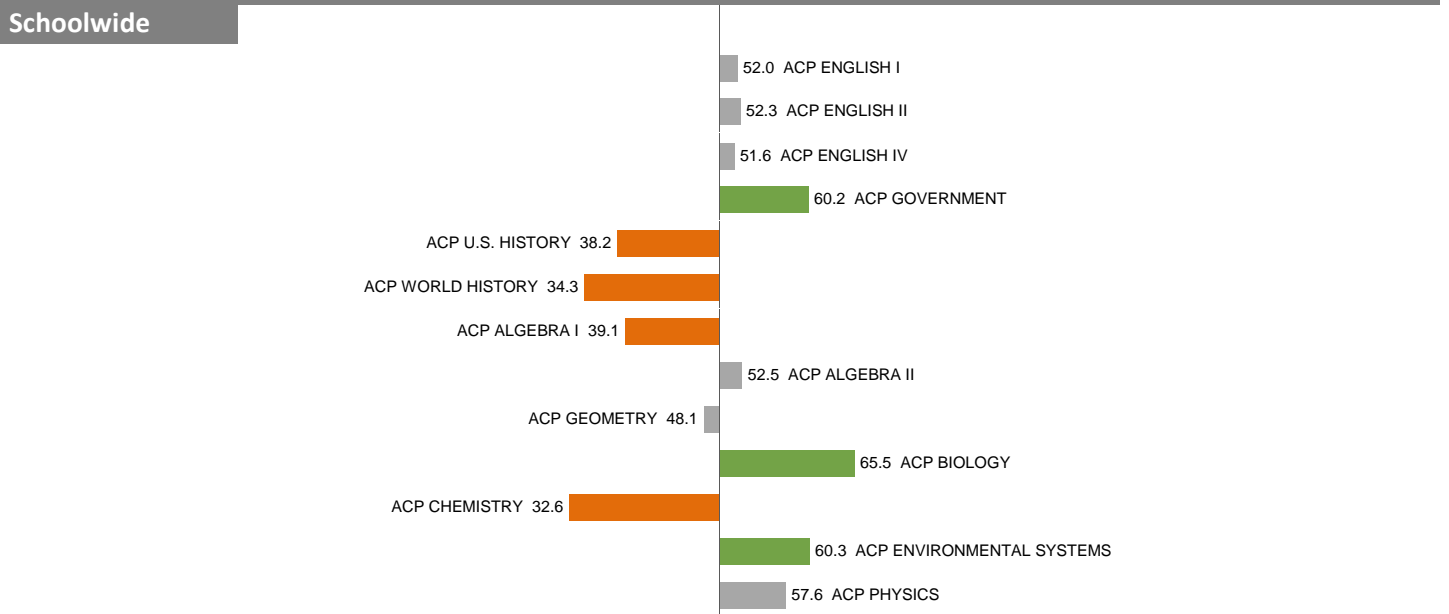
3-NEW TECH HIGH SCHOOL AT B.F. DARRELL

Overall SEI: 49.0

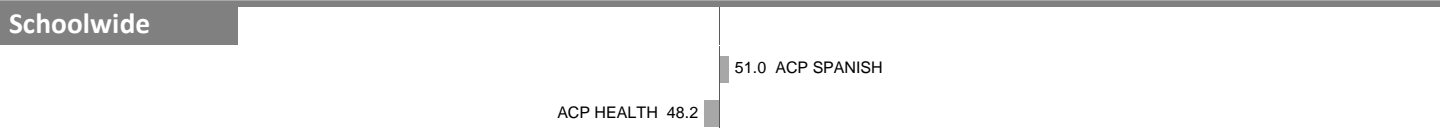
STAAR



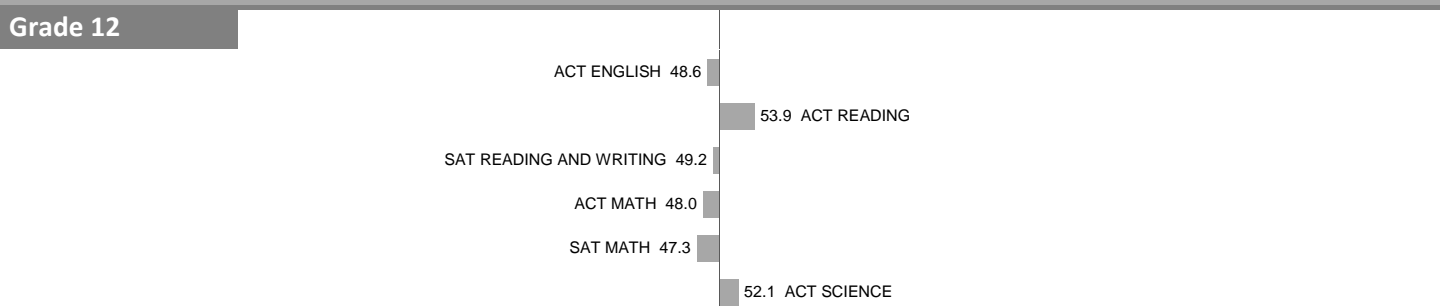
Core ACP



Other ACP



Other



NOTES: "Overall SEI" has average 50 and standard deviation 5; an "average" overall SEI is 45 to 55. Component SEIs (e.g. Grade 5 STAAR Reading, PSAT Writing) each have average 50 and standard deviation 10; an "average" component SEI is 40 to 60. Component SEIs are computed only if at least eight test results are available.


2018-19 School Effectiveness Index (SEI) Detail

3-NEW TECH HIGH SCHOOL AT B.F. DARRELL

Overall SEI: 49.0

Other

Schoolwide



NOTES: "Overall SEI" has average 50 and standard deviation 5; an "average" overall SEI is 45 to 55. Component SEIs (e.g. Grade 5 STAAR Reading, PSAT Writing) each have average 50 and standard deviation 10; an "average" component SEI is 40 to 60. Component SEIs are computed only if at least eight test results are available.

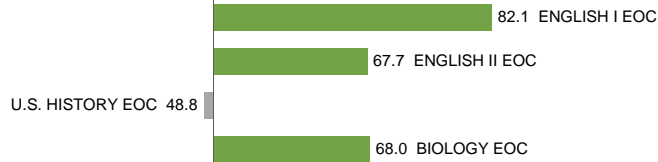
2018-19 School Effectiveness Index (SEI) Detail

26-SCHOOL OF SCIENCE & ENGINEERING AT TOWNVIEW

Overall SEI: 67.1

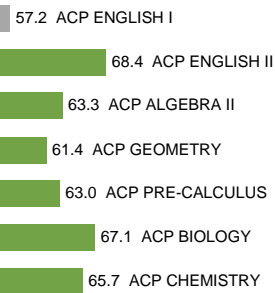
STAAR

Schoolwide



Core ACP

Schoolwide



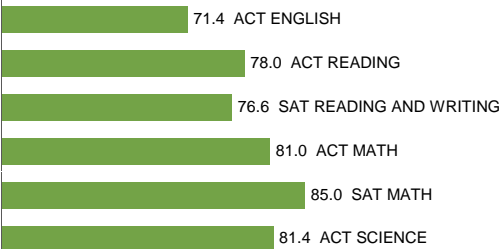
Other ACP

Schoolwide

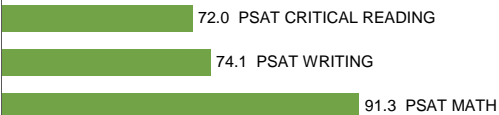


Other

Grade 12



Schoolwide



NOTES: "Overall SEI" has average 50 and standard deviation 5; an "average" overall SEI is 45 to 55. Component SEIs (e.g. Grade 5 STAAR Reading, PSAT Writing) each have average 50 and standard deviation 10; an "average" component SEI is 40 to 60. Component SEIs are computed only if at least eight test results are available.

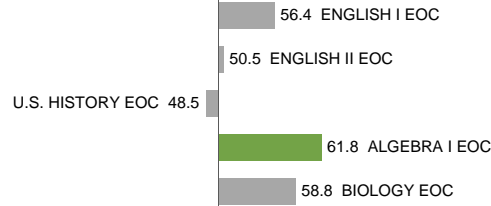
2018-19 School Effectiveness Index (SEI) Detail

33-SCHOOL OF BUSINESS & MANAGEMENT AT TOWNVIEW

Overall SEI: 55.4

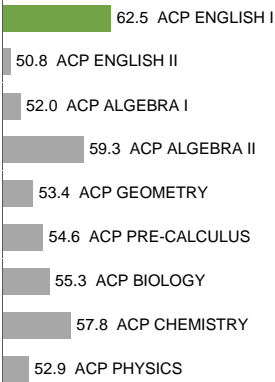
STAAR

Schoolwide



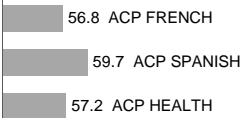
Core ACP

Schoolwide



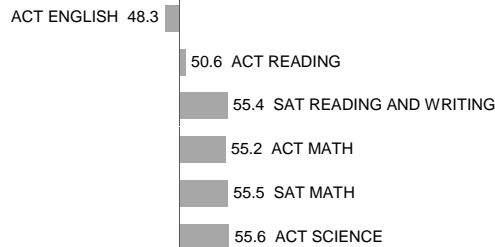
Other ACP

Schoolwide

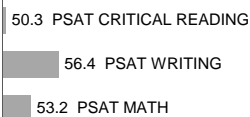


Other

Grade 12



Schoolwide



NOTES: "Overall SEI" has average 50 and standard deviation 5; an "average" overall SEI is 45 to 55. Component SEIs (e.g. Grade 5 STAAR Reading, PSAT Writing) each have average 50 and standard deviation 10; an "average" component SEI is 40 to 60. Component SEIs are computed only if at least eight test results are available.

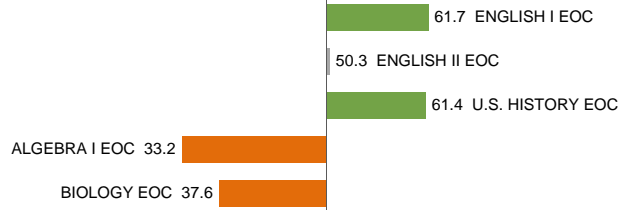
2018-19 School Effectiveness Index (SEI) Detail

34-BOOKER T. WASHINGTON HIGH SCHOOL FOR THE ARTS

Overall SEI: 51.0

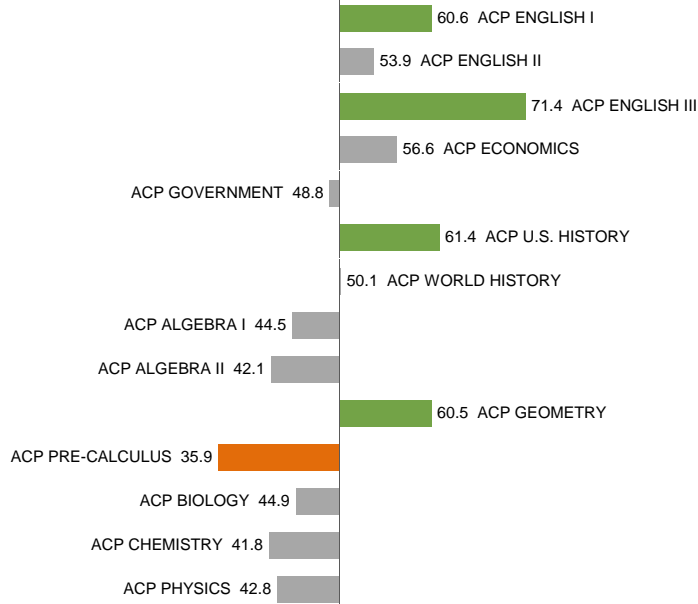
STAAR

Schoolwide



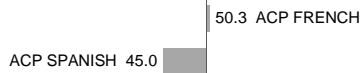
Core ACP

Schoolwide



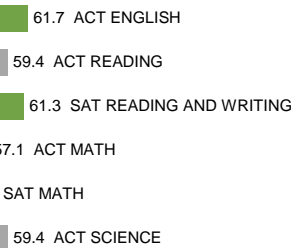
Other ACP

Schoolwide



Other

Grade 12



NOTES: "Overall SEI" has average 50 and standard deviation 5; an "average" overall SEI is 45 to 55. Component SEIs (e.g. Grade 5 STAAR Reading, PSAT Writing) each have average 50 and standard deviation 10; an "average" component SEI is 40 to 60. Component SEIs are computed only if at least eight test results are available.

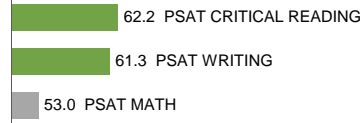
2018-19 School Effectiveness Index (SEI) Detail

34-BOOKER T. WASHINGTON HIGH SCHOOL FOR THE ARTS

Overall SEI: 51.0

Other

Schoolwide

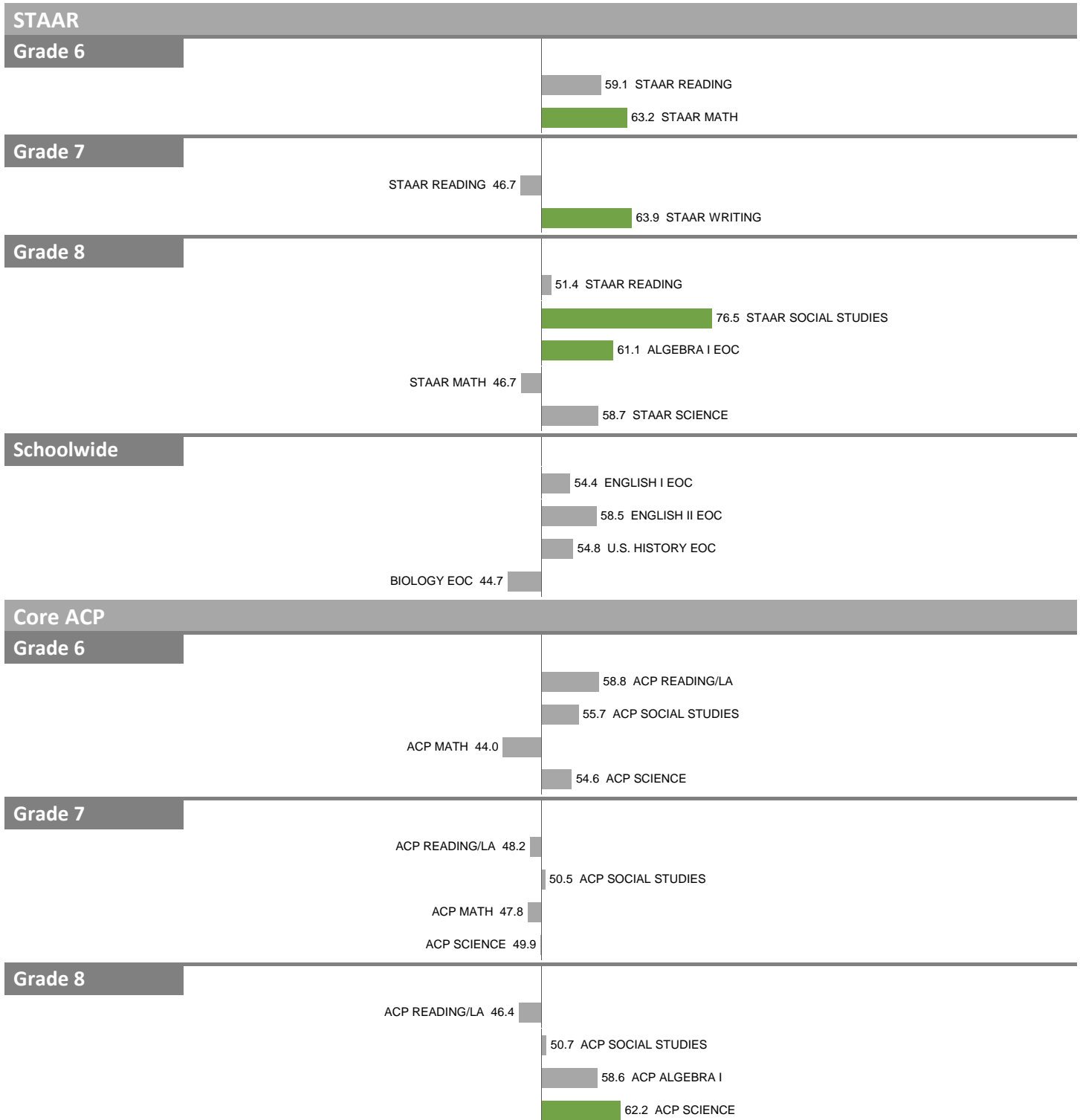


NOTES: "Overall SEI" has average 50 and standard deviation 5; an "average" overall SEI is 45 to 55. Component SEIs (e.g. Grade 5 STAAR Reading, PSAT Writing) each have average 50 and standard deviation 10; an "average" component SEI is 40 to 60. Component SEIs are computed only if at least eight test results are available.

2018-19 School Effectiveness Index (SEI) Detail

35-IRMA L. RANGEL YOUNG WOMENS LEADERSHIP SCHOOL

Overall SEI: 54.3



NOTES: "Overall SEI" has average 50 and standard deviation 5; an "average" overall SEI is 45 to 55. Component SEIs (e.g. Grade 5 STAAR Reading, PSAT Writing) each have average 50 and standard deviation 10; an "average" component SEI is 40 to 60. Component SEIs are computed only if at least eight test results are available.

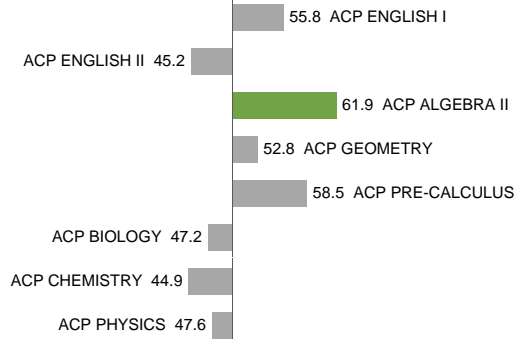
2018-19 School Effectiveness Index (SEI) Detail

35-IRMA L. RANGEL YOUNG WOMENS LEADERSHIP SCHOOL

Overall SEI: 54.3

Core ACP

Schoolwide



Other ACP

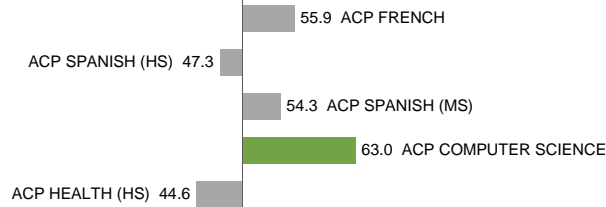
Grade 7

ACP HEALTH 43.6

Grade 8

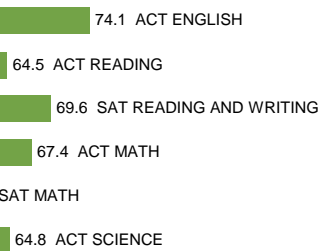
50.0 ACP HEALTH

Schoolwide

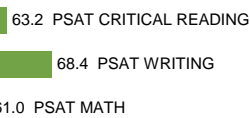


Other

Grade 12



Schoolwide



NOTES: "Overall SEI" has average 50 and standard deviation 5; an "average" overall SEI is 45 to 55. Component SEIs (e.g. Grade 5 STAAR Reading, PSAT Writing) each have average 50 and standard deviation 10; an "average" component SEI is 40 to 60. Component SEIs are computed only if at least eight test results are available.


2018-19 School Effectiveness Index (SEI) Detail

36-SCHOOL OF HEALTH PROFESSIONS AT TOWNVIEW

Overall SEI: 56.4

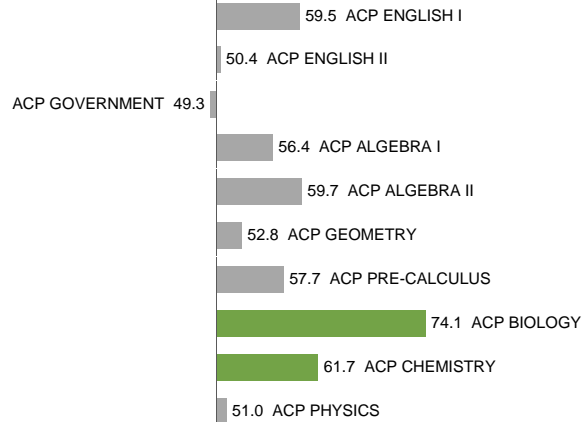
STAAR

Schoolwide



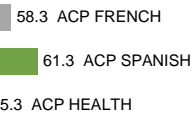
Core ACP

Schoolwide




Other ACP

Schoolwide

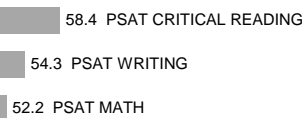


Other

Grade 12



Schoolwide



NOTES: "Overall SEI" has average 50 and standard deviation 5; an "average" overall SEI is 45 to 55. Component SEIs (e.g. Grade 5 STAAR Reading, PSAT Writing) each have average 50 and standard deviation 10; an "average" component SEI is 40 to 60. Component SEIs are computed only if at least eight test results are available.


2018-19 School Effectiveness Index (SEI) Detail

37—ROSIE M. COLLINS SORRELLS SCHOOL OF EDUCATION & SOCIAL SERVICES

Overall SEI: 53.1


STAAR

Schoolwide



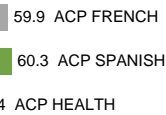
Core ACP

Schoolwide




Other ACP

Schoolwide

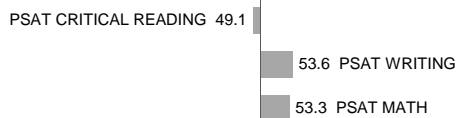


Other

Grade 12



Schoolwide



NOTES: "Overall SEI" has average 50 and standard deviation 5; an "average" overall SEI is 45 to 55. Component SEIs (e.g. Grade 5 STAAR Reading, PSAT Writing) each have average 50 and standard deviation 10; an "average" component SEI is 40 to 60. Component SEIs are computed only if at least eight test results are available.

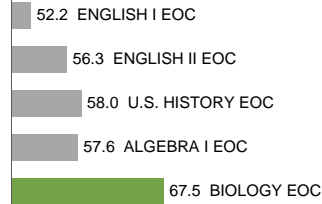
2018-19 School Effectiveness Index (SEI) Detail

38-JUDGE BAREFOOT SANDERS LAW MAGNET

Overall SEI: 56.6

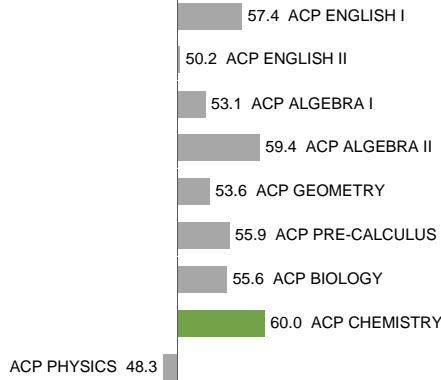
STAAR

Schoolwide



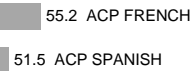
Core ACP

Schoolwide



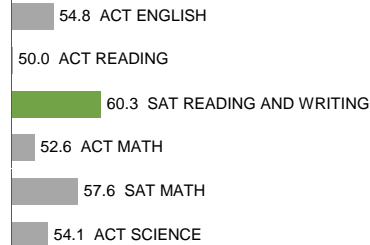
Other ACP

Schoolwide

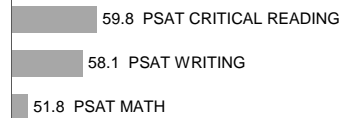


Other

Grade 12



Schoolwide

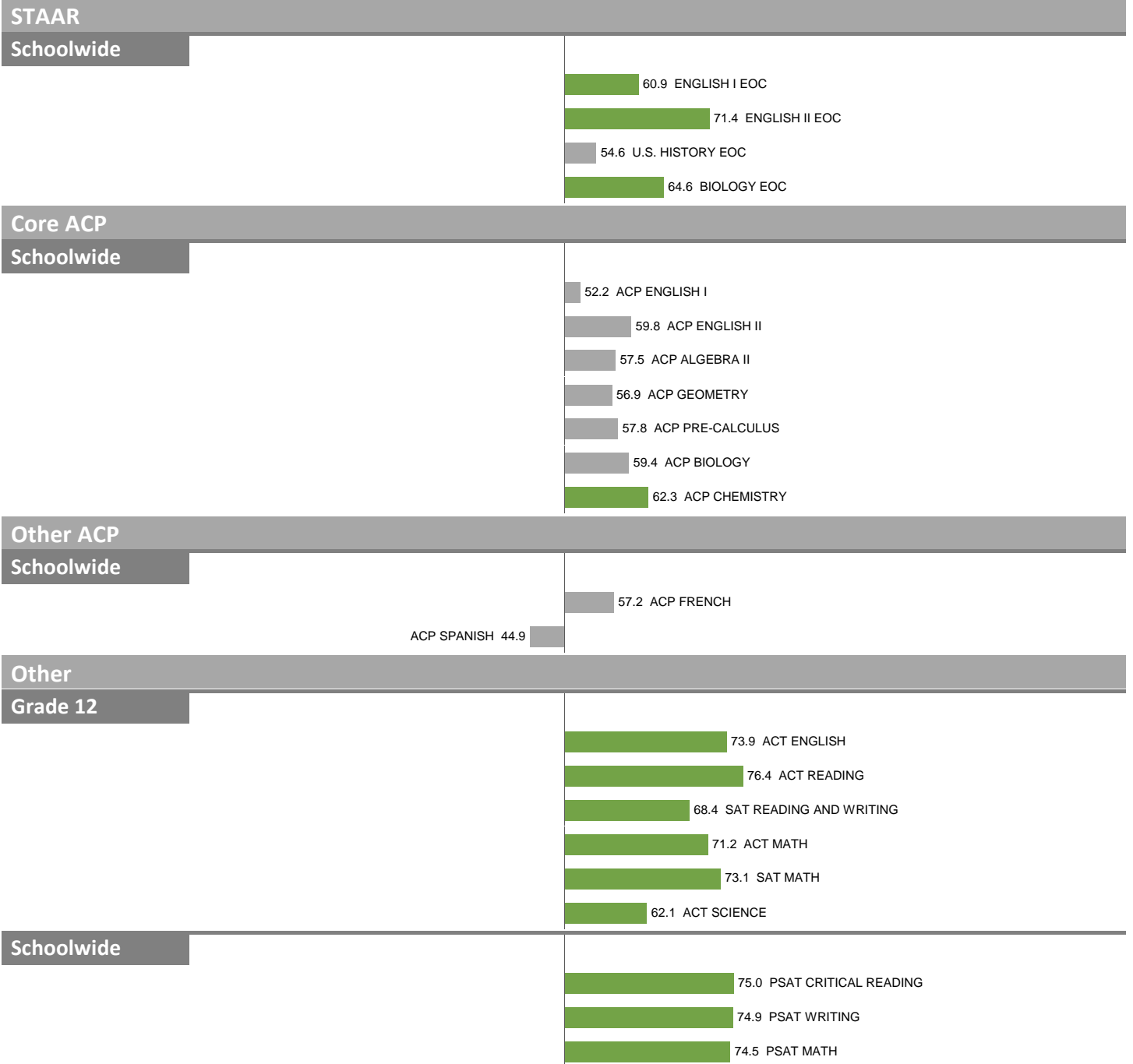


NOTES: "Overall SEI" has average 50 and standard deviation 5; an "average" overall SEI is 45 to 55. Component SEIs (e.g. Grade 5 STAAR Reading, PSAT Writing) each have average 50 and standard deviation 10; an "average" component SEI is 40 to 60. Component SEIs are computed only if at least eight test results are available.

2018-19 School Effectiveness Index (SEI) Detail

39-SCHOOL FOR THE TALENTED & GIFTED AT TOWNVIEW

Overall SEI: 61.5




NOTES: "Overall SEI" has average 50 and standard deviation 5; an "average" overall SEI is 45 to 55. Component SEIs (e.g. Grade 5 STAAR Reading, PSAT Writing) each have average 50 and standard deviation 10; an "average" component SEI is 40 to 60. Component SEIs are computed only if at least eight test results are available.

2018-19 School Effectiveness Index (SEI) Detail

71-DALLAS ENVIRONMENTAL SCIENCE ACADEMY

Overall SEI: 57.6

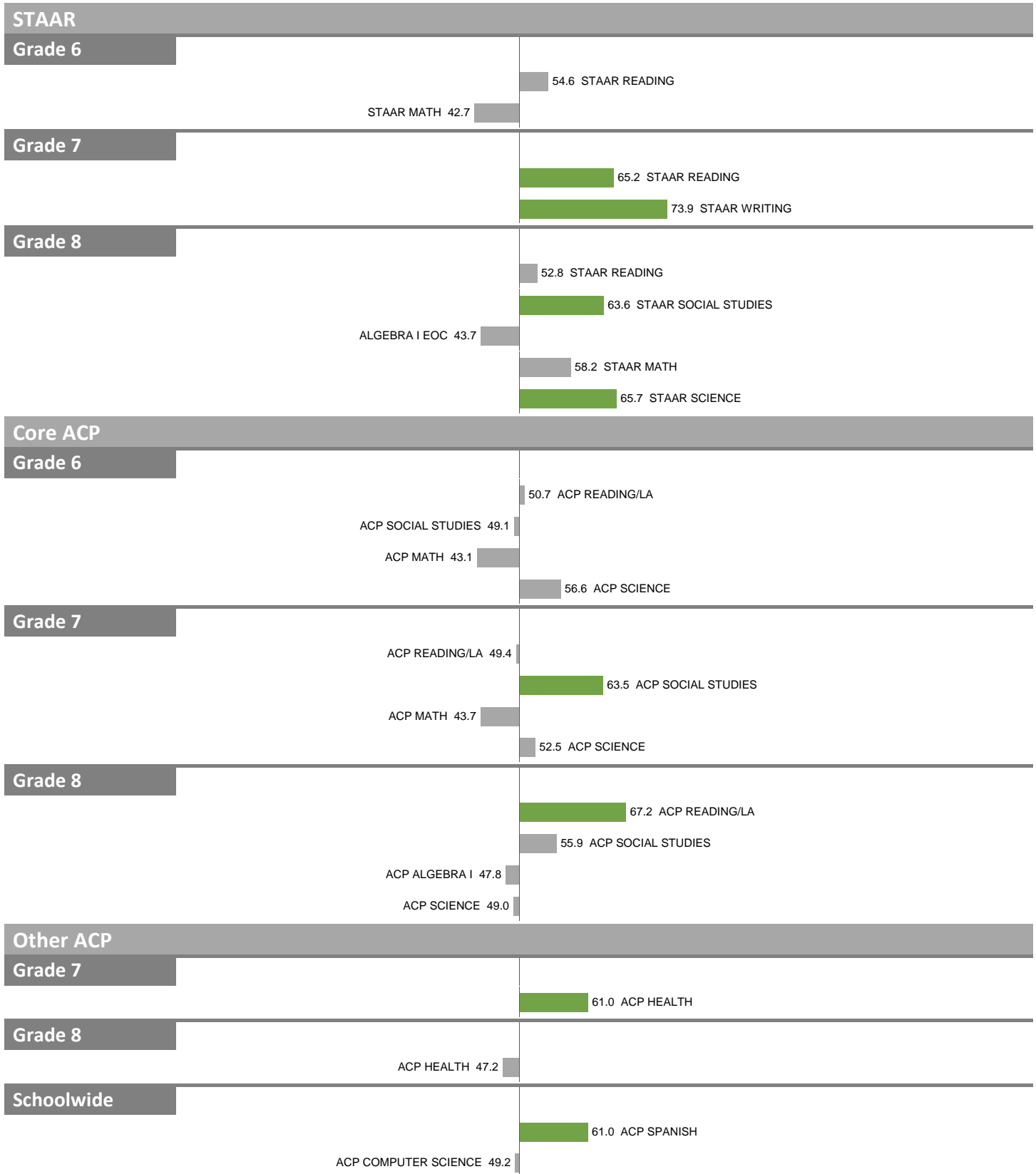


NOTES: "Overall SEI" has average 50 and standard deviation 5; an "average" overall SEI is 45 to 55. Component SEIs (e.g. Grade 5 STAAR Reading, PSAT Writing) each have average 50 and standard deviation 10; an "average" component SEI is 40 to 60. Component SEIs are computed only if at least eight test results are available.

2018-19 School Effectiveness Index (SEI) Detail

73-H.W. LONGFELLOW CAREER EXPLORATION ACADEMY

Overall SEI: 54.9



NOTES: "Overall SEI" has average 50 and standard deviation 5; an "average" overall SEI is 45 to 55. Component SEIs (e.g. Grade 5 STAAR Reading, PSAT Writing) each have average 50 and standard deviation 10; an "average" component SEI is 40 to 60. Component SEIs are computed only if at least eight test results are available.

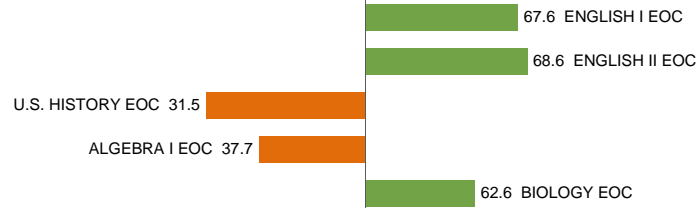
2018-19 School Effectiveness Index (SEI) Detail

85-KATHLYN J. GILLIAM COLLEGIATE ACADEMY

Overall SEI: 54.1

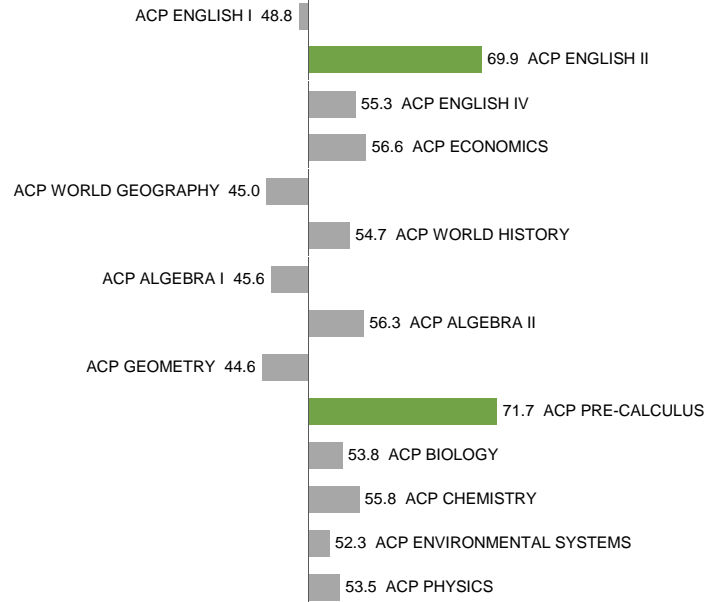
STAAR

Schoolwide



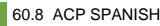
Core ACP

Schoolwide



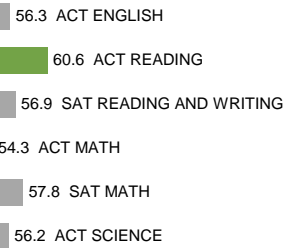
Other ACP

Schoolwide



Other

Grade 12



NOTES: "Overall SEI" has average 50 and standard deviation 5; an "average" overall SEI is 45 to 55. Component SEIs (e.g. Grade 5 STAAR Reading, PSAT Writing) each have average 50 and standard deviation 10; an "average" component SEI is 40 to 60. Component SEIs are computed only if at least eight test results are available.

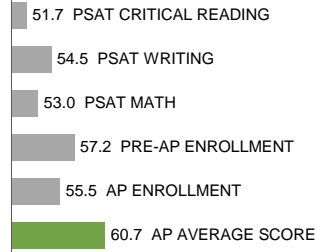
2018-19 School Effectiveness Index (SEI) Detail

85-KATHLYN J. GILLIAM COLLEGIATE ACADEMY

Overall SEI: 54.1

Other

Schoolwide



NOTES: "Overall SEI" has average 50 and standard deviation 5; an "average" overall SEI is 45 to 55. Component SEIs (e.g. Grade 5 STAAR Reading, PSAT Writing) each have average 50 and standard deviation 10; an "average" component SEI is 40 to 60. Component SEIs are computed only if at least eight test results are available.

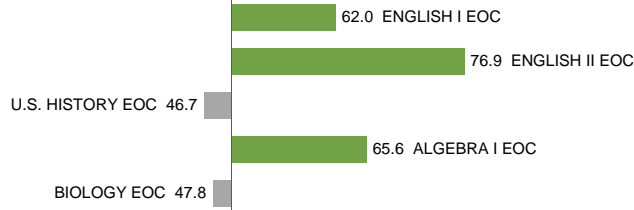
2018-19 School Effectiveness Index (SEI) Detail

88-TRINIDAD GARZA EARLY COLLEGE HIGH SCHOOL

Overall SEI: 60.7

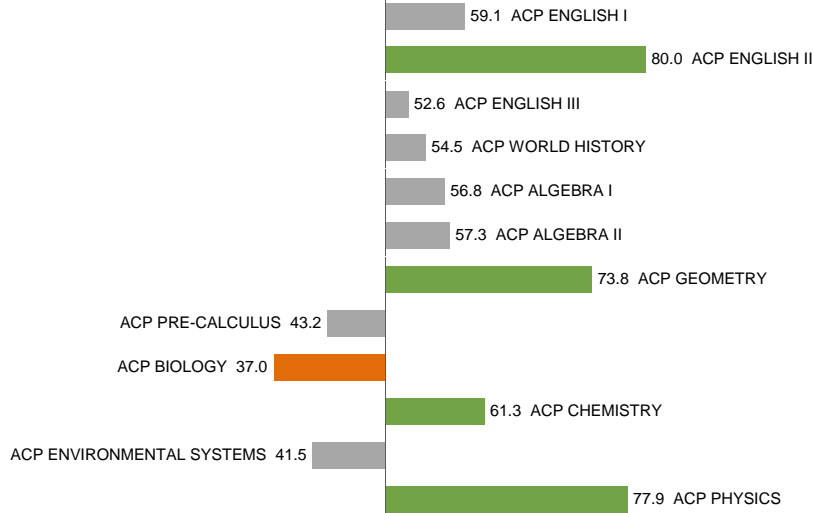
STAAR

Schoolwide



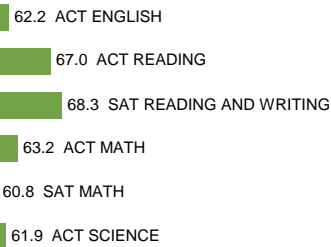
Core ACP

Schoolwide

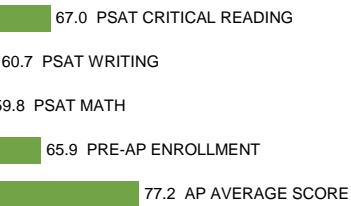


Other

Grade 12



Schoolwide



NOTES: "Overall SEI" has average 50 and standard deviation 5; an "average" overall SEI is 45 to 55. Component SEIs (e.g. Grade 5 STAAR Reading, PSAT Writing) each have average 50 and standard deviation 10; an "average" component SEI is 40 to 60. Component SEIs are computed only if at least eight test results are available.

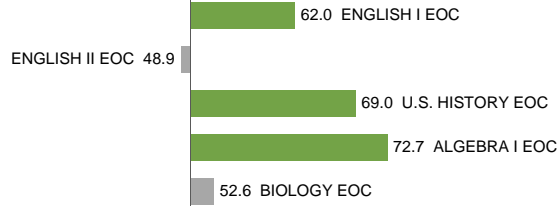
2018-19 School Effectiveness Index (SEI) Detail

90–W.L. LASSITER, JR. EARLY COLLEGE HIGH SCHOOL AT EL CENTRO COLLEGE

Overall SEI: 60.4


STAAR

Schoolwide



Core ACP

Schoolwide



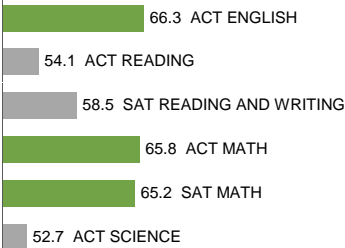
Other ACP

Schoolwide



Other

Grade 12




NOTES: "Overall SEI" has average 50 and standard deviation 5; an "average" overall SEI is 45 to 55. Component SEIs (e.g. Grade 5 STAAR Reading, PSAT Writing) each have average 50 and standard deviation 10; an "average" component SEI is 40 to 60. Component SEIs are computed only if at least eight test results are available.

2018-19 School Effectiveness Index (SEI) Detail

90-W.L. LASSITER, JR. EARLY COLLEGE HIGH SCHOOL AT EL CENTRO COLLEGE

Overall SEI: 60.4

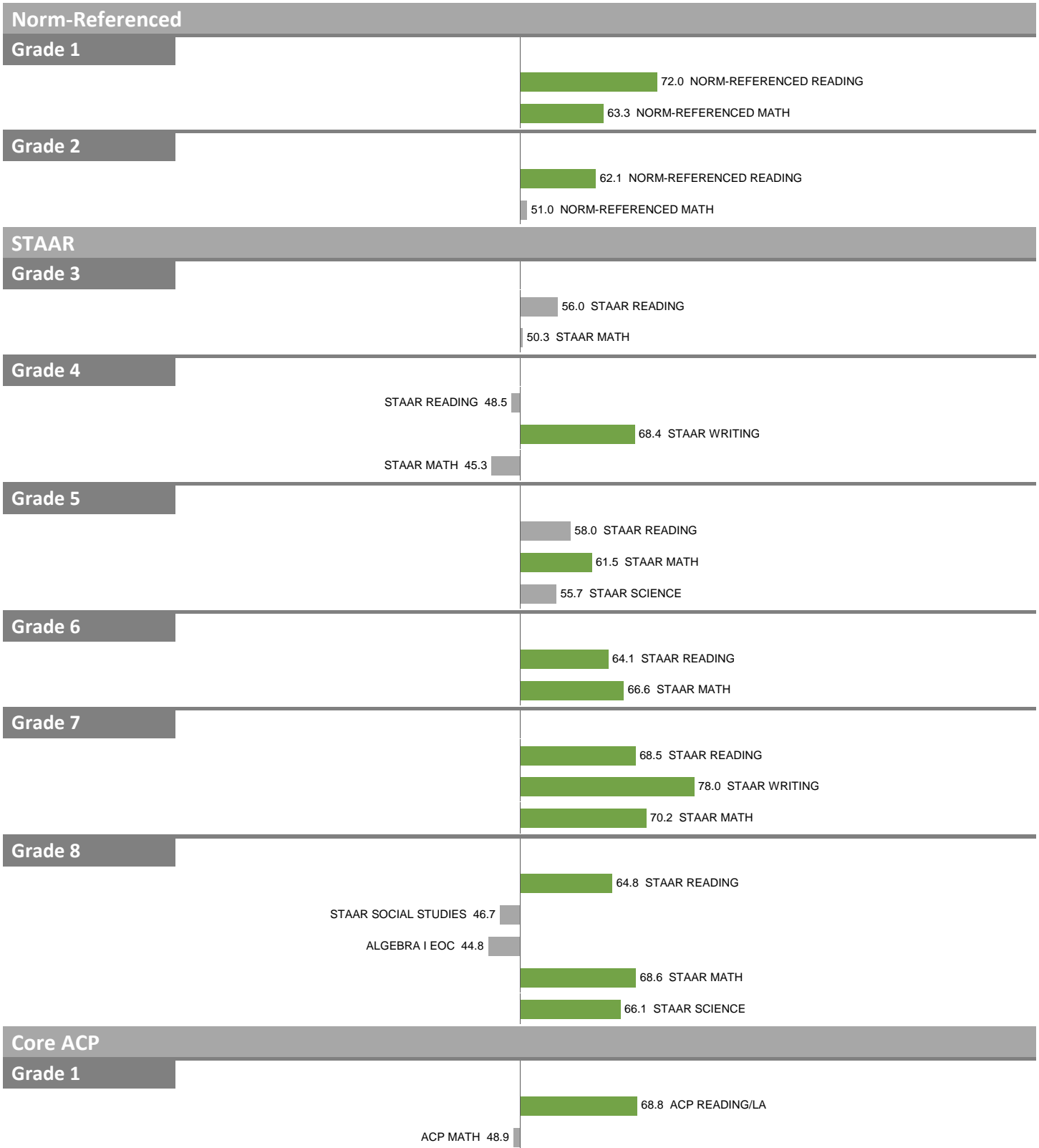


NOTES: "Overall SEI" has average 50 and standard deviation 5; an "average" overall SEI is 45 to 55. Component SEIs (e.g. Grade 5 STAAR Reading, PSAT Writing) each have average 50 and standard deviation 10; an "average" component SEI is 40 to 60. Component SEIs are computed only if at least eight test results are available.

2018-19 School Effectiveness Index (SEI) Detail

134—GEORGE B. DEALEY MONTESSORI ACADEMY

Overall SEI: 58.3

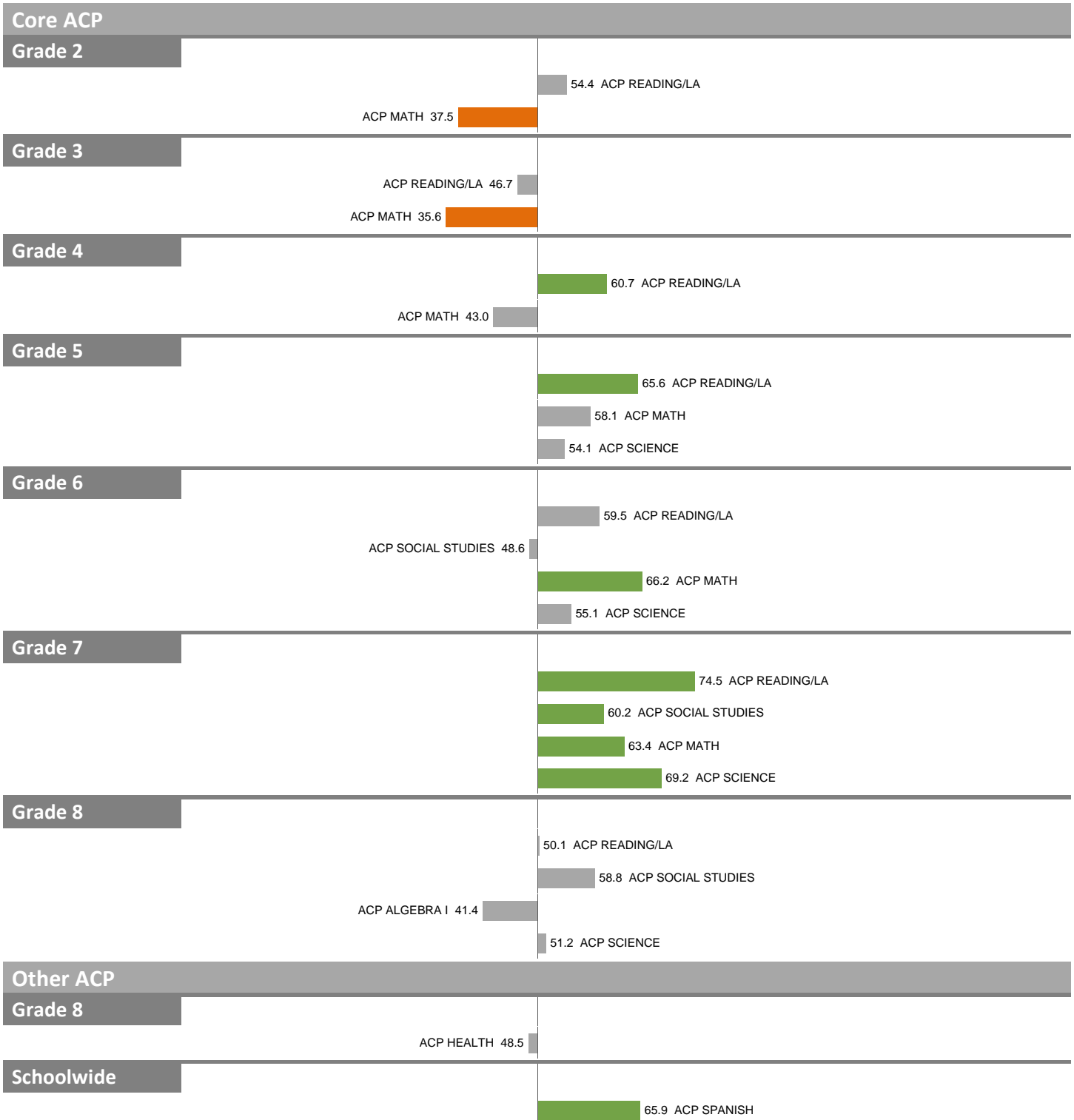


NOTES: "Overall SEI" has average 50 and standard deviation 5; an "average" overall SEI is 45 to 55. Component SEIs (e.g. Grade 5 STAAR Reading, PSAT Writing) each have average 50 and standard deviation 10; an "average" component SEI is 40 to 60. Component SEIs are computed only if at least eight test results are available.

2018-19 School Effectiveness Index (SEI) Detail

134—GEORGE B. DEALEY MONTESSORI ACADEMY

Overall SEI: 58.3



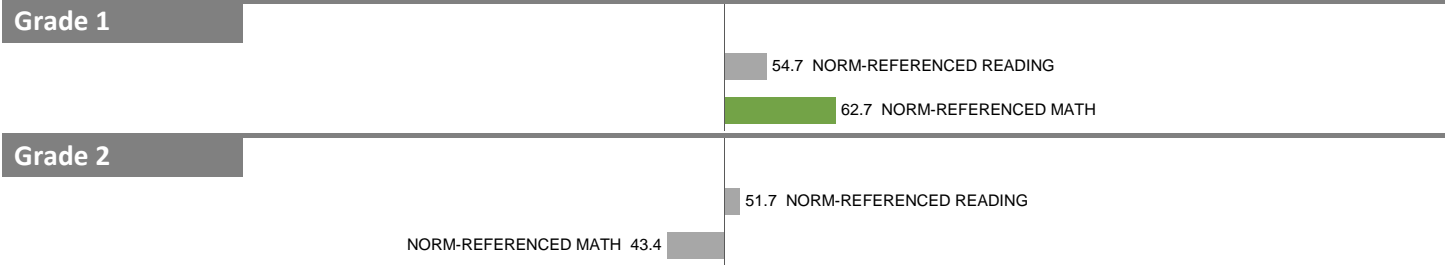
NOTES: "Overall SEI" has average 50 and standard deviation 5; an "average" overall SEI is 45 to 55. Component SEIs (e.g. Grade 5 STAAR Reading, PSAT Writing) each have average 50 and standard deviation 10; an "average" component SEI is 40 to 60. Component SEIs are computed only if at least eight test results are available.

2018-19 School Effectiveness Index (SEI) Detail

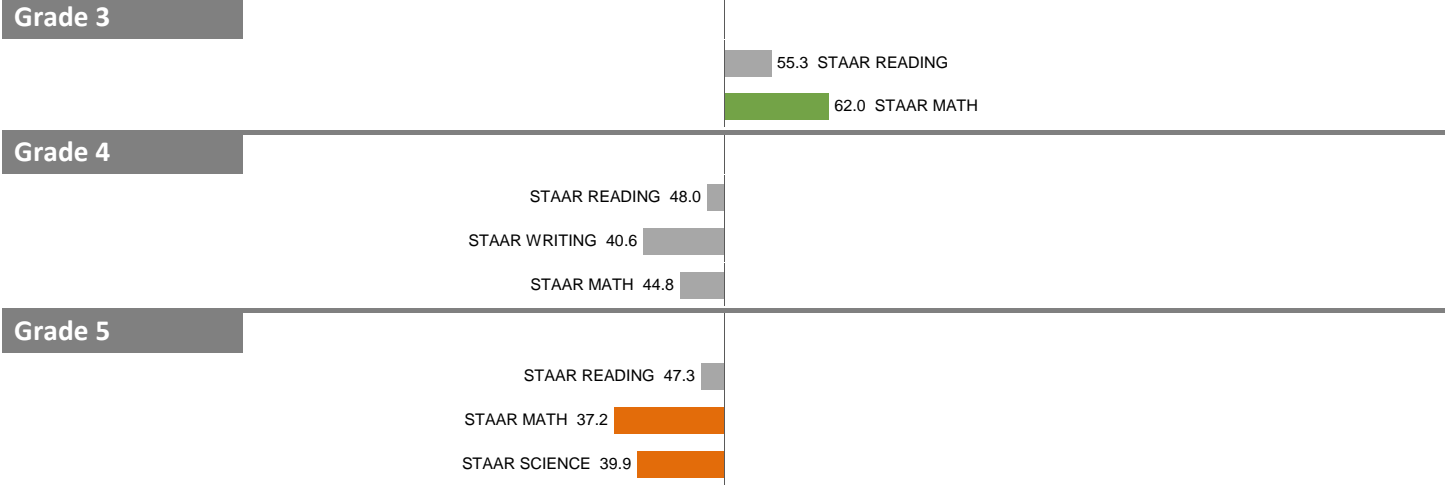
160-PERSONALIZED LEARNING PREPARATORY AT SAM HOUSTON

Overall SEI: 49.1

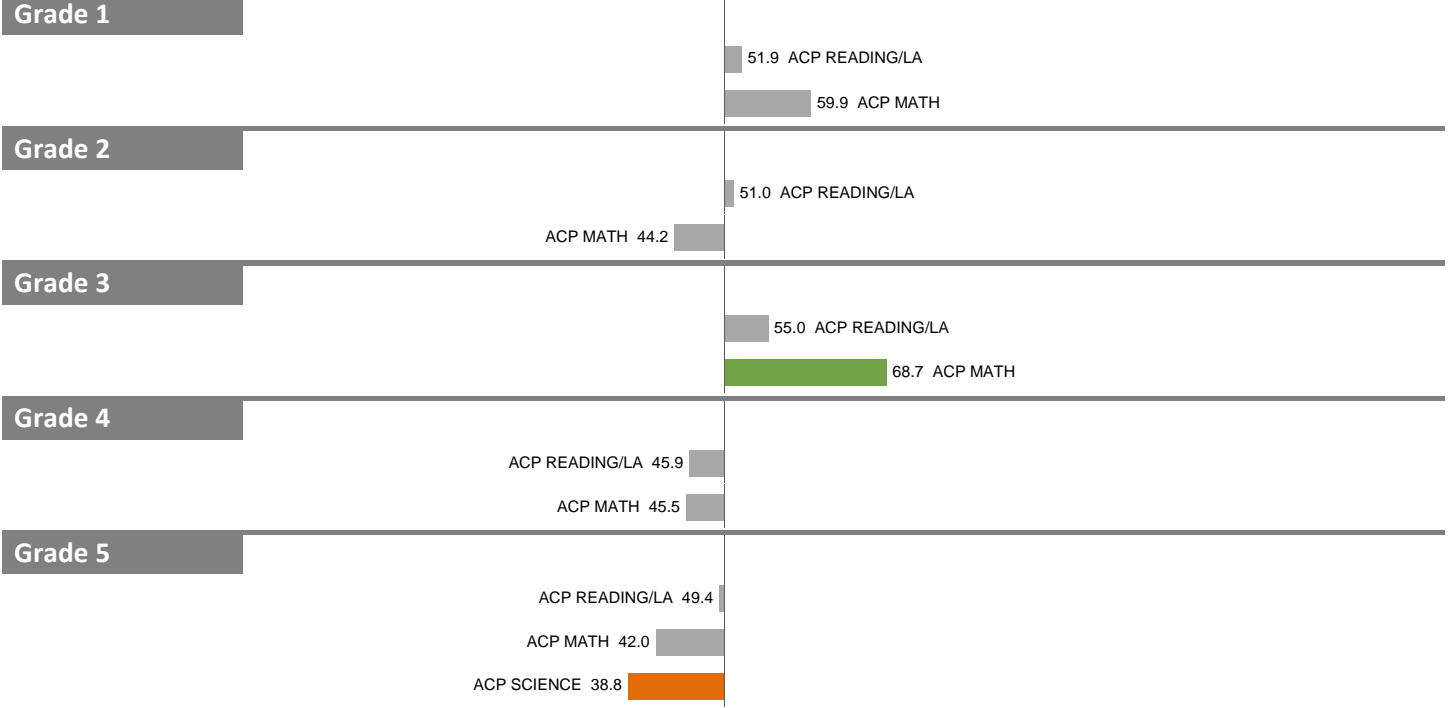
Norm-Referenced



STAAR



Core ACP




NOTES: "Overall SEI" has average 50 and standard deviation 5; an "average" overall SEI is 45 to 55. Component SEIs (e.g. Grade 5 STAAR Reading, PSAT Writing) each have average 50 and standard deviation 10; an "average" component SEI is 40 to 60. Component SEIs are computed only if at least eight test results are available.

2018-19 School Effectiveness Index (SEI) Detail

212-HARRY STONE MONTESSORI ACADEMY

Overall SEI: 51.3




NOTES: "Overall SEI" has average 50 and standard deviation 5; an "average" overall SEI is 45 to 55. Component SEIs (e.g. Grade 5 STAAR Reading, PSAT Writing) each have average 50 and standard deviation 10; an "average" component SEI is 40 to 60. Component SEIs are computed only if at least eight test results are available.

2018-19 School Effectiveness Index (SEI) Detail

212-HARRY STONE MONTESSORI ACADEMY

Overall SEI: 51.3




NOTES: "Overall SEI" has average 50 and standard deviation 5; an "average" overall SEI is 45 to 55. Component SEIs (e.g. Grade 5 STAAR Reading, PSAT Writing) each have average 50 and standard deviation 10; an "average" component SEI is 40 to 60. Component SEIs are computed only if at least eight test results are available.

2018-19 School Effectiveness Index (SEI) Detail

217–WILLIAM B. TRAVIS VANGUARD ACADEMY OF THE ACADEMICALLY TALENTED AND GIFTED

Overall SEI: 55.7




NOTES: "Overall SEI" has average 50 and standard deviation 5; an "average" overall SEI is 45 to 55. Component SEIs (e.g. Grade 5 STAAR Reading, PSAT Writing) each have average 50 and standard deviation 10; an "average" component SEI is 40 to 60. Component SEIs are computed only if at least eight test results are available.

2018-19 School Effectiveness Index (SEI) Detail

217–WILLIAM B. TRAVIS VANGUARD ACADEMY OF THE ACADEMICALLY TALENTED AND GIFTED

Overall SEI: 55.7



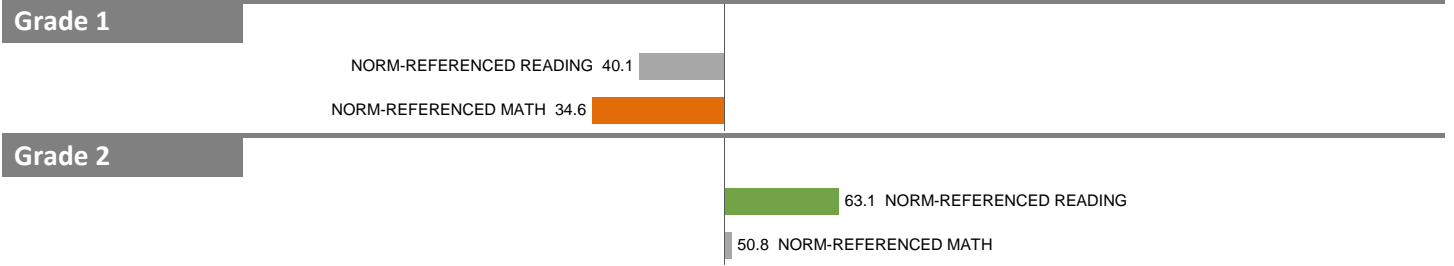
NOTES: "Overall SEI" has average 50 and standard deviation 5; an "average" overall SEI is 45 to 55. Component SEIs (e.g. Grade 5 STAAR Reading, PSAT Writing) each have average 50 and standard deviation 10; an "average" component SEI is 40 to 60. Component SEIs are computed only if at least eight test results are available.

2018-19 School Effectiveness Index (SEI) Detail


270-EDUARDO MATA ELEMENTARY SCHOOL

Overall SEI: 48.0


Norm-Referenced



STAAR



Core ACP



NOTES: "Overall SEI" has average 50 and standard deviation 5; an "average" overall SEI is 45 to 55. Component SEIs (e.g. Grade 5 STAAR Reading, PSAT Writing) each have average 50 and standard deviation 10; an "average" component SEI is 40 to 60. Component SEIs are computed only if at least eight test results are available.

2018-19 School Effectiveness Index (SEI) Detail

270-EDUARDO MATA ELEMENTARY SCHOOL

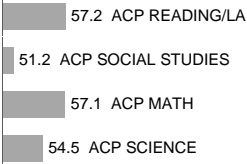
Overall SEI: 48.0

Core ACP

Grade 5



Grade 6




NOTES: "Overall SEI" has average 50 and standard deviation 5; an "average" overall SEI is 45 to 55. Component SEIs (e.g. Grade 5 STAAR Reading, PSAT Writing) each have average 50 and standard deviation 10; an "average" component SEI is 40 to 60. Component SEIs are computed only if at least eight test results are available.

2018-19 School Effectiveness Index (SEI) Detail

306-SOLAR PREPARATORY SCHOOL FOR GIRLS AT JAMES B. BONHAM

Overall SEI: 58.2




NOTES: "Overall SEI" has average 50 and standard deviation 5; an "average" overall SEI is 45 to 55. Component SEIs (e.g. Grade 5 STAAR Reading, PSAT Writing) each have average 50 and standard deviation 10; an "average" component SEI is 40 to 60. Component SEIs are computed only if at least eight test results are available.

2018-19 School Effectiveness Index (SEI) Detail

360-STEAM MIDDLE SCHOOL AT D.A. HULCY

Overall SEI: 47.2



NOTES: "Overall SEI" has average 50 and standard deviation 5; an "average" overall SEI is 45 to 55. Component SEIs (e.g. Grade 5 STAAR Reading, PSAT Writing) each have average 50 and standard deviation 10; an "average" component SEI is 40 to 60. Component SEIs are computed only if at least eight test results are available.

2018-19 School Effectiveness Index (SEI) Detail

360-STEAM MIDDLE SCHOOL AT D.A. HULCY

Overall SEI: 47.2

Other

Schoolwide

PRE-HONORS ENROLLMENT 31.5

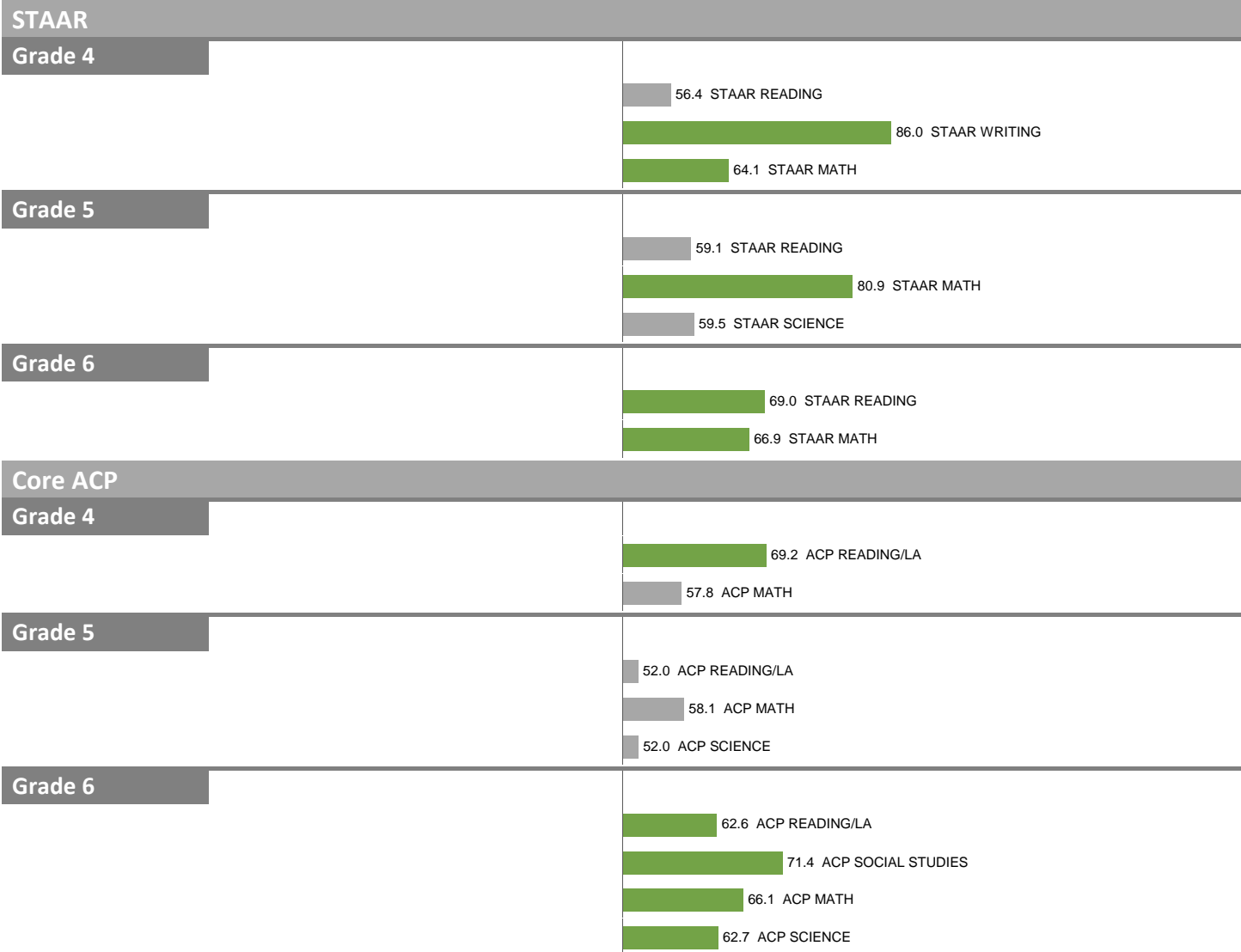


NOTES: "Overall SEI" has average 50 and standard deviation 5; an "average" overall SEI is 45 to 55. Component SEIs (e.g. Grade 5 STAAR Reading, PSAT Writing) each have average 50 and standard deviation 10; an "average" component SEI is 40 to 60. Component SEIs are computed only if at least eight test results are available.

2018-19 School Effectiveness Index (SEI) Detail

363—SCHOOL FOR THE TALENTED AND GIFTED IN PLEASANT GROVE

Overall SEI: 64.8




NOTES: "Overall SEI" has average 50 and standard deviation 5; an "average" overall SEI is 45 to 55. Component SEIs (e.g. Grade 5 STAAR Reading, PSAT Writing) each have average 50 and standard deviation 10; an "average" component SEI is 40 to 60. Component SEIs are computed only if at least eight test results are available.

2018-19 School Effectiveness Index (SEI) Detail

381-BARACK OBAMA MALE LEADERSHIP ACADEMY AT A. MACEO SMITH

Overall SEI: 52.2

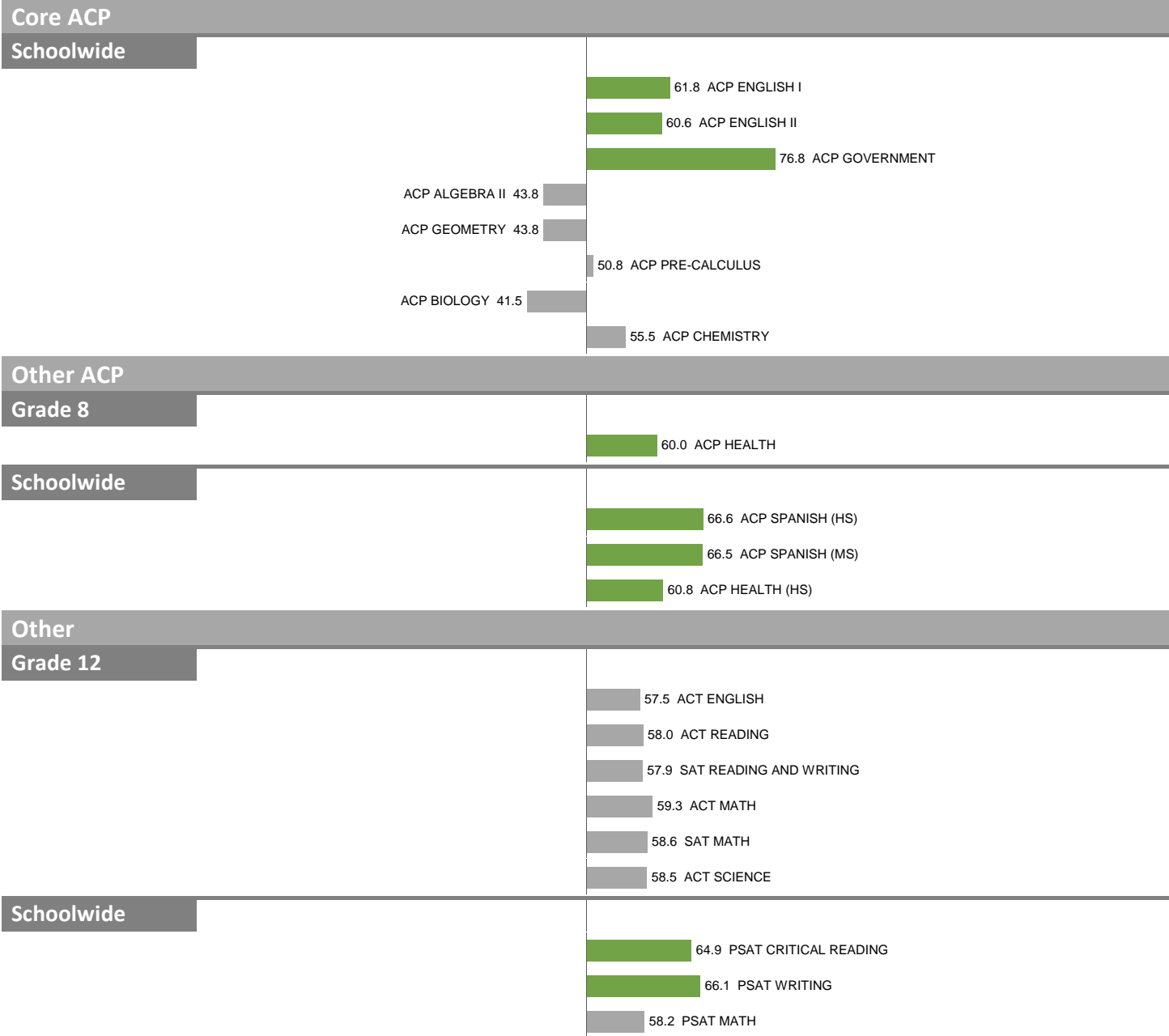


NOTES: "Overall SEI" has average 50 and standard deviation 5; an "average" overall SEI is 45 to 55. Component SEIs (e.g. Grade 5 STAAR Reading, PSAT Writing) each have average 50 and standard deviation 10; an "average" component SEI is 40 to 60. Component SEIs are computed only if at least eight test results are available.

2018-19 School Effectiveness Index (SEI) Detail

381-BARACK OBAMA MALE LEADERSHIP ACADEMY AT A. MACEO SMITH

Overall SEI: 52.2



NOTES: "Overall SEI" has average 50 and standard deviation 5; an "average" overall SEI is 45 to 55. Component SEIs (e.g. Grade 5 STAAR Reading, PSAT Writing) each have average 50 and standard deviation 10; an "average" component SEI is 40 to 60. Component SEIs are computed only if at least eight test results are available.

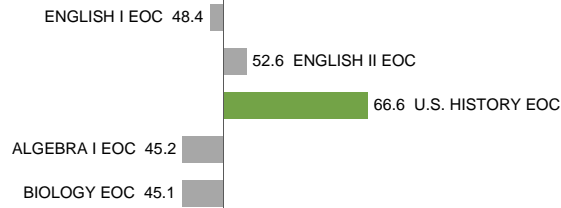
2018-19 School Effectiveness Index (SEI) Detail

382-INNOVATION, DESIGN, ENTREPRENEURSHIP ACADEMY AT J.W. FANNIN

Overall SEI: 46.8

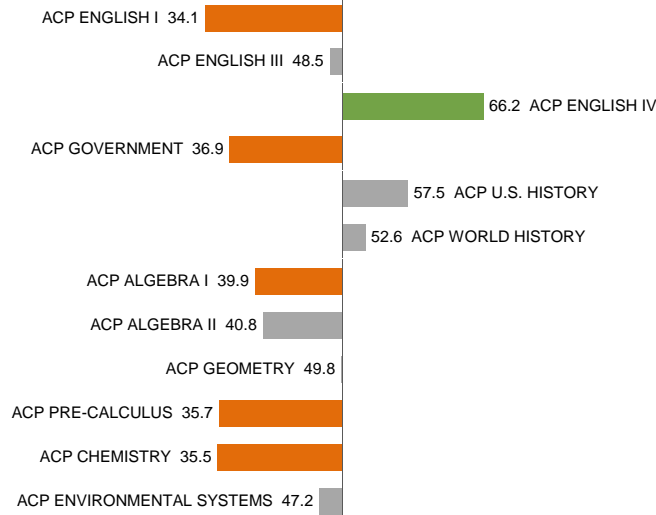
STAAR

Schoolwide



Core ACP

Schoolwide



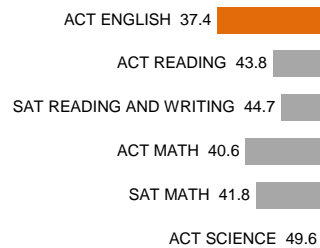
Other ACP

Schoolwide

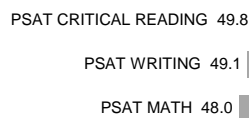


Other

Grade 12



Schoolwide

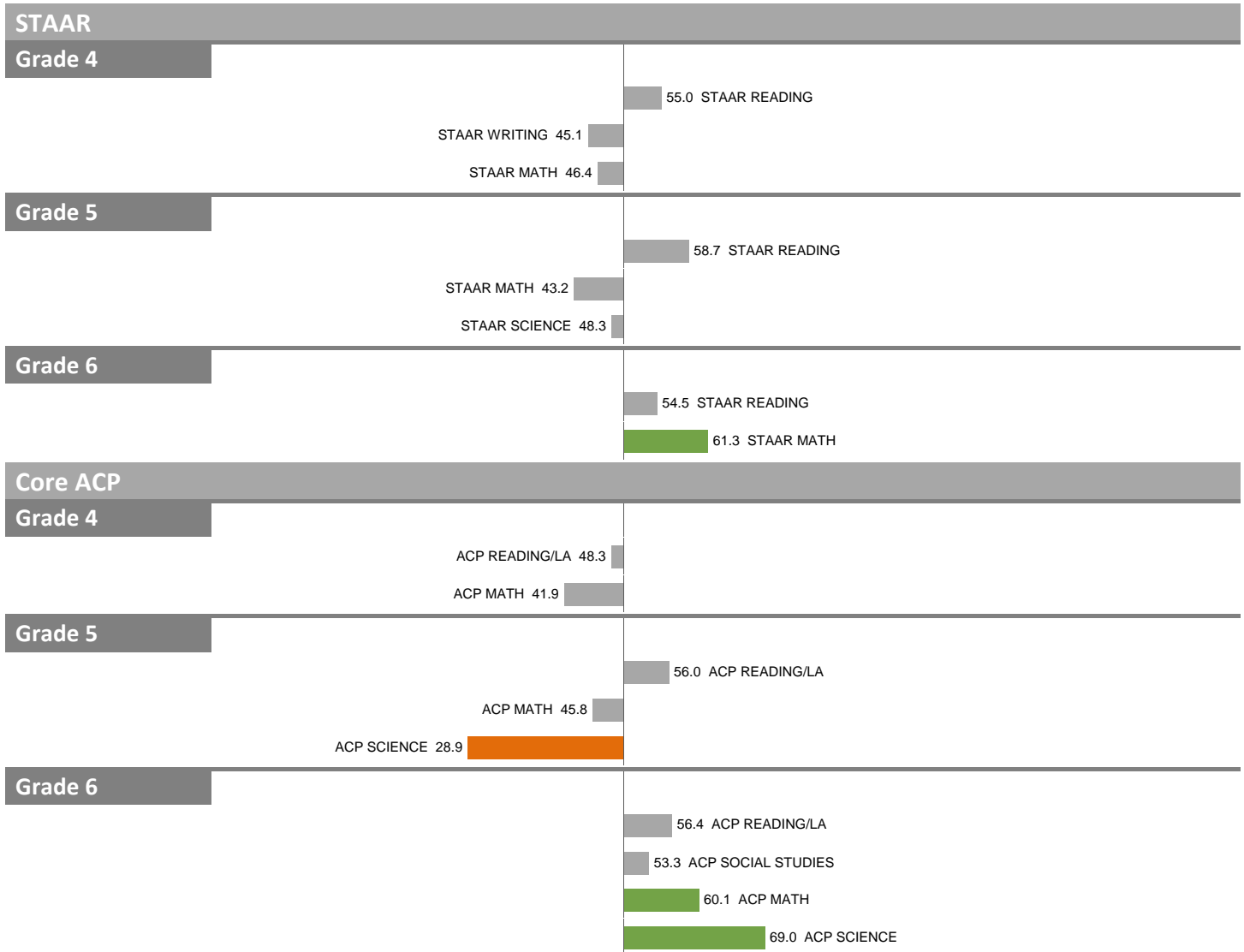


NOTES: "Overall SEI" has average 50 and standard deviation 5; an "average" overall SEI is 45 to 55. Component SEIs (e.g. Grade 5 STAAR Reading, PSAT Writing) each have average 50 and standard deviation 10; an "average" component SEI is 40 to 60. Component SEIs are computed only if at least eight test results are available.

2018-19 School Effectiveness Index (SEI) Detail

384–SUDIE L. WILLIAMS TALENTED AND GIFTED ACADEMY

Overall SEI: 51.2



NOTES: "Overall SEI" has average 50 and standard deviation 5; an "average" overall SEI is 45 to 55. Component SEIs (e.g. Grade 5 STAAR Reading, PSAT Writing) each have average 50 and standard deviation 10; an "average" component SEI is 40 to 60. Component SEIs are computed only if at least eight test results are available.