

2013-14 School Effectiveness Index (SEI) Detail

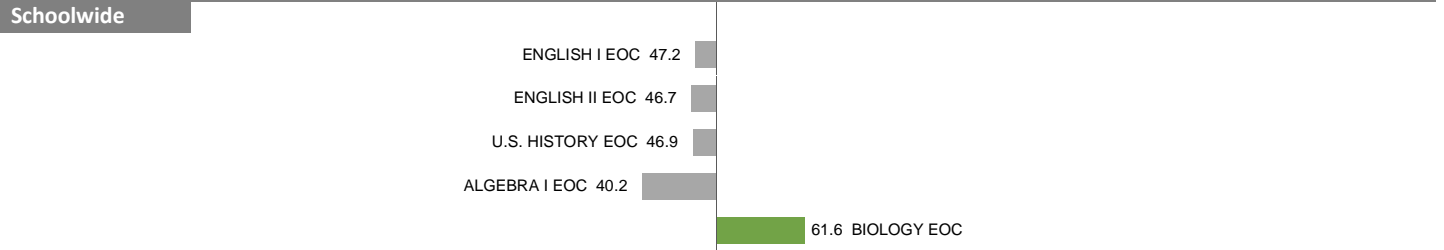
3-A. MACEO SMITH NEW TECH HIGH SCHOOL

Overall SEI: 48.6

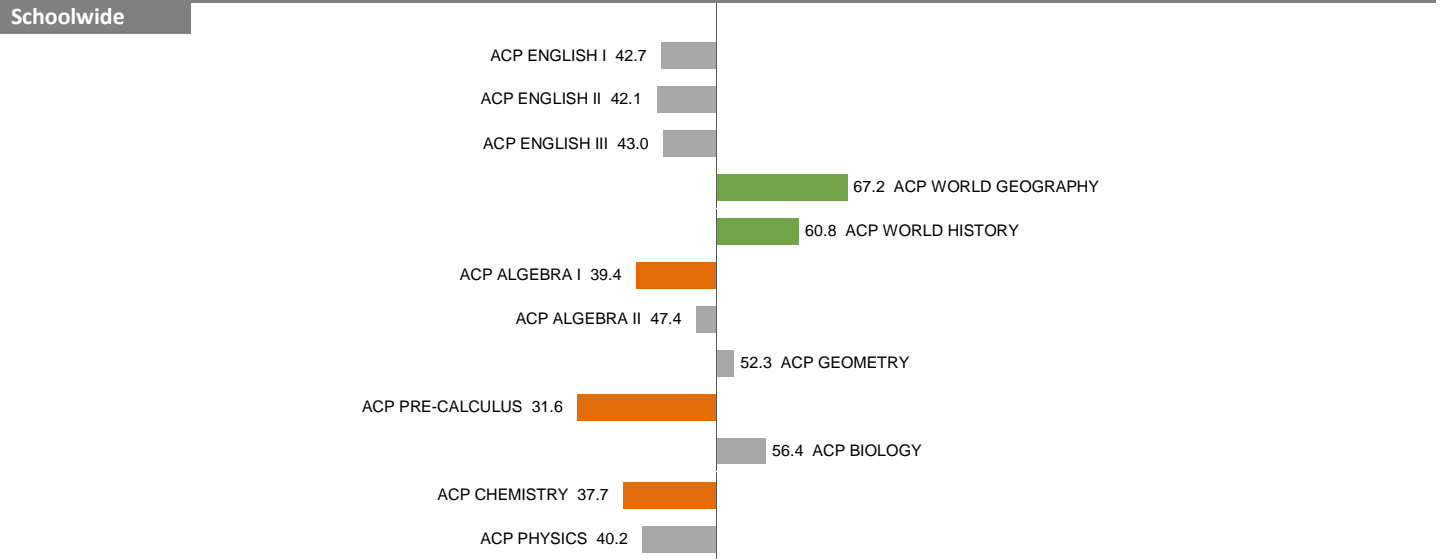
2014-15 DIVISION 5 (NO FP)

AEIS Rating: Met Standard

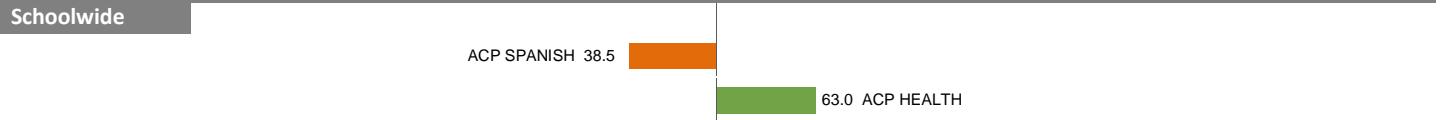
STAAR



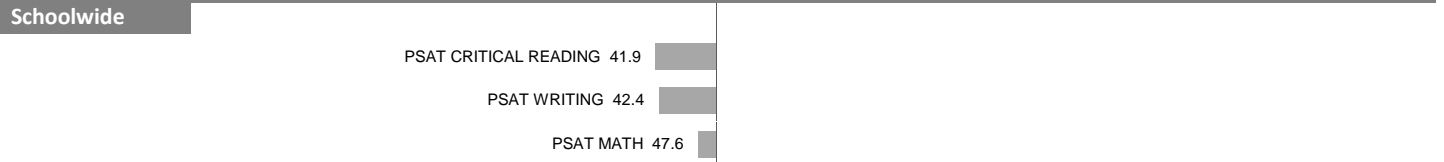
Core ACP



Other ACP



Other



NOTES: "Overall SEI" has an average of 50 and standard deviation of 5; the range for an "average" overall SEI is 45 to 55. Component SEIs (e.g. Grade 5 STAAR READING or PSAT WRITING) each have an average of 50 and standard deviation of 10; the range for an "average" component SEI is 40 to 60. Component SEIs are computed only if at least eight tests are included.

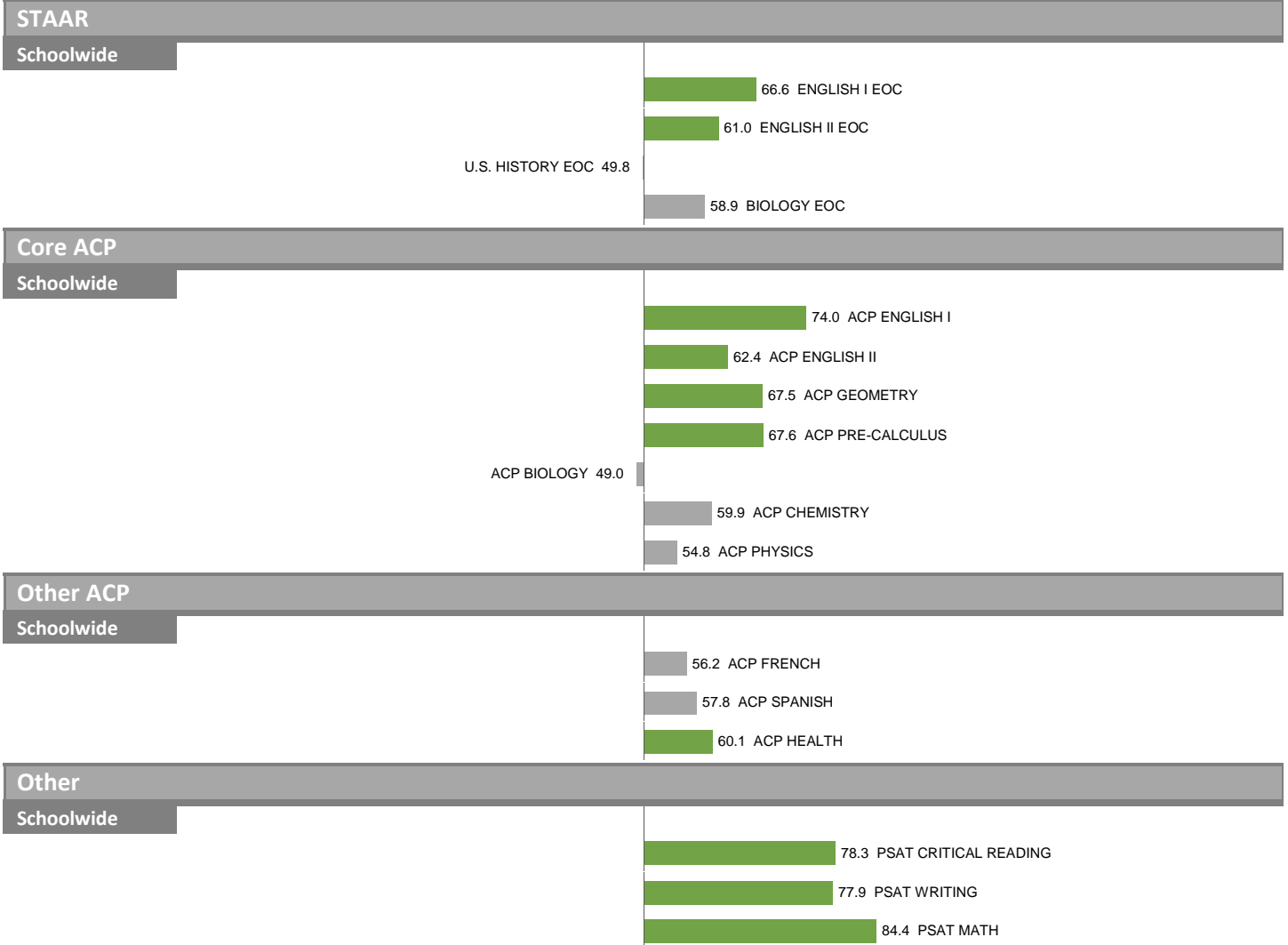
2013-14 School Effectiveness Index (SEI) Detail

26--SCHOOL OF SCIENCE & ENGINEERING AT TOWNVIEW

Overall SEI: 62.3

2014-15 DIVISION 4 (NO FP)

AEIS Rating: Met Standard



NOTES: "Overall SEI" has an average of 50 and standard deviation of 5; the range for an "average" overall SEI is 45 to 55. Component SEIs (e.g. Grade 5 STAAR READING or PSAT WRITING) each have an average of 50 and standard deviation of 10; the range for an "average" component SEI is 40 to 60. Component SEIs are computed only if at least eight tests are included.

2013-14 School Effectiveness Index (SEI) Detail

33--SCHOOL OF BUSINESS & MANAGEMENT AT TOWNVIEW

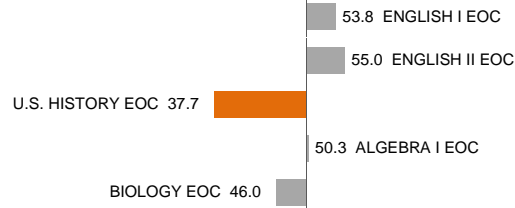
Overall SEI: 48.6

2014-15 DIVISION 4 (NO FP)

AEIS Rating: Met Standard

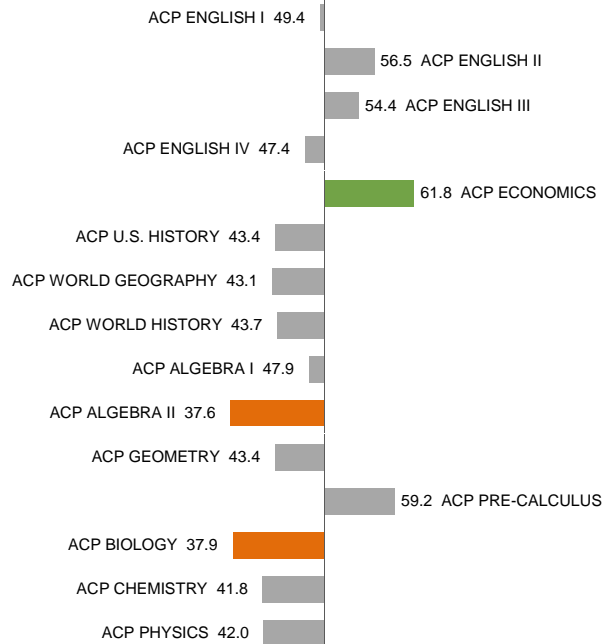
STAAR

Schoolwide



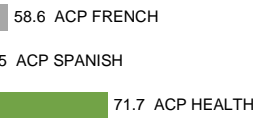
Core ACP

Schoolwide



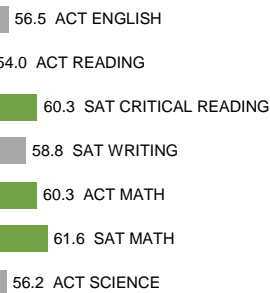
Other ACP

Schoolwide



Other

Grade 12



NOTES: "Overall SEI" has an average of 50 and standard deviation of 5; the range for an "average" overall SEI is 45 to 55. Component SEIs (e.g. Grade 5 STAAR READING or PSAT WRITING) each have an average of 50 and standard deviation of 10; the range for an "average" component SEI is 40 to 60. Component SEIs are computed only if at least eight tests are included.

2013-14 School Effectiveness Index (SEI) Detail

33--SCHOOL OF BUSINESS & MANAGEMENT AT TOWNVIEW

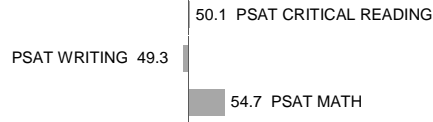
Overall SEI: 48.6

2014-15 DIVISION 4 (NO FP)

AEIS Rating: Met Standard

Other

Schoolwide



NOTES: "Overall SEI" has an average of 50 and standard deviation of 5; the range for an "average" overall SEI is 45 to 55. Component SEIs (e.g. Grade 5 STAAR READING or PSAT WRITING) each have an average of 50 and standard deviation of 10; the range for an "average" component SEI is 40 to 60. Component SEIs are computed only if at least eight tests are included.

2013-14 School Effectiveness Index (SEI) Detail

34-BOOKER T. WASHINGTON HIGH SCHOOL FOR THE ARTS

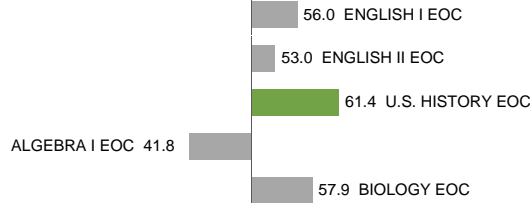
2014-15 DIVISION 3 (NO FP)

Overall SEI: 54.5

AEIS Rating: Met Standard

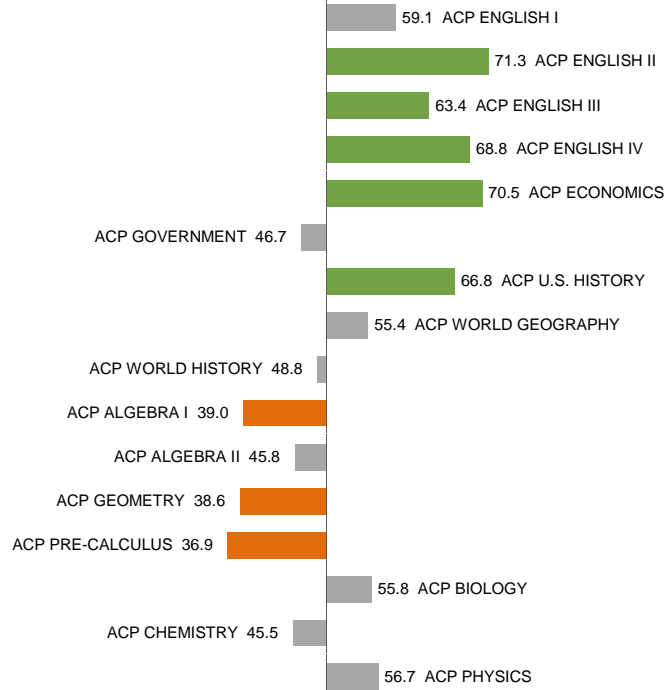
STAAR

Schoolwide



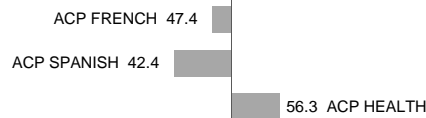
Core ACP

Schoolwide



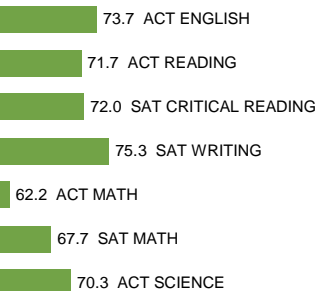
Other ACP

Schoolwide



Other

Grade 12



NOTES: "Overall SEI" has an average of 50 and standard deviation of 5; the range for an "average" overall SEI is 45 to 55. Component SEIs (e.g. Grade 5 STAAR READING or PSAT WRITING) each have an average of 50 and standard deviation of 10; the range for an "average" component SEI is 40 to 60. Component SEIs are computed only if at least eight tests are included.

2013-14 School Effectiveness Index (SEI) Detail

34-BOOKER T. WASHINGTON HIGH SCHOOL FOR THE ARTS

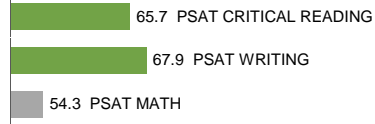
Overall SEI: 54.5

2014-15 DIVISION 3 (NO FP)

AEIS Rating: Met Standard

Other

Schoolwide



NOTES: "Overall SEI" has an average of 50 and standard deviation of 5; the range for an "average" overall SEI is 45 to 55. Component SEIs (e.g. Grade 5 STAAR READING or PSAT WRITING) each have an average of 50 and standard deviation of 10; the range for an "average" component SEI is 40 to 60. Component SEIs are computed only if at least eight tests are included.

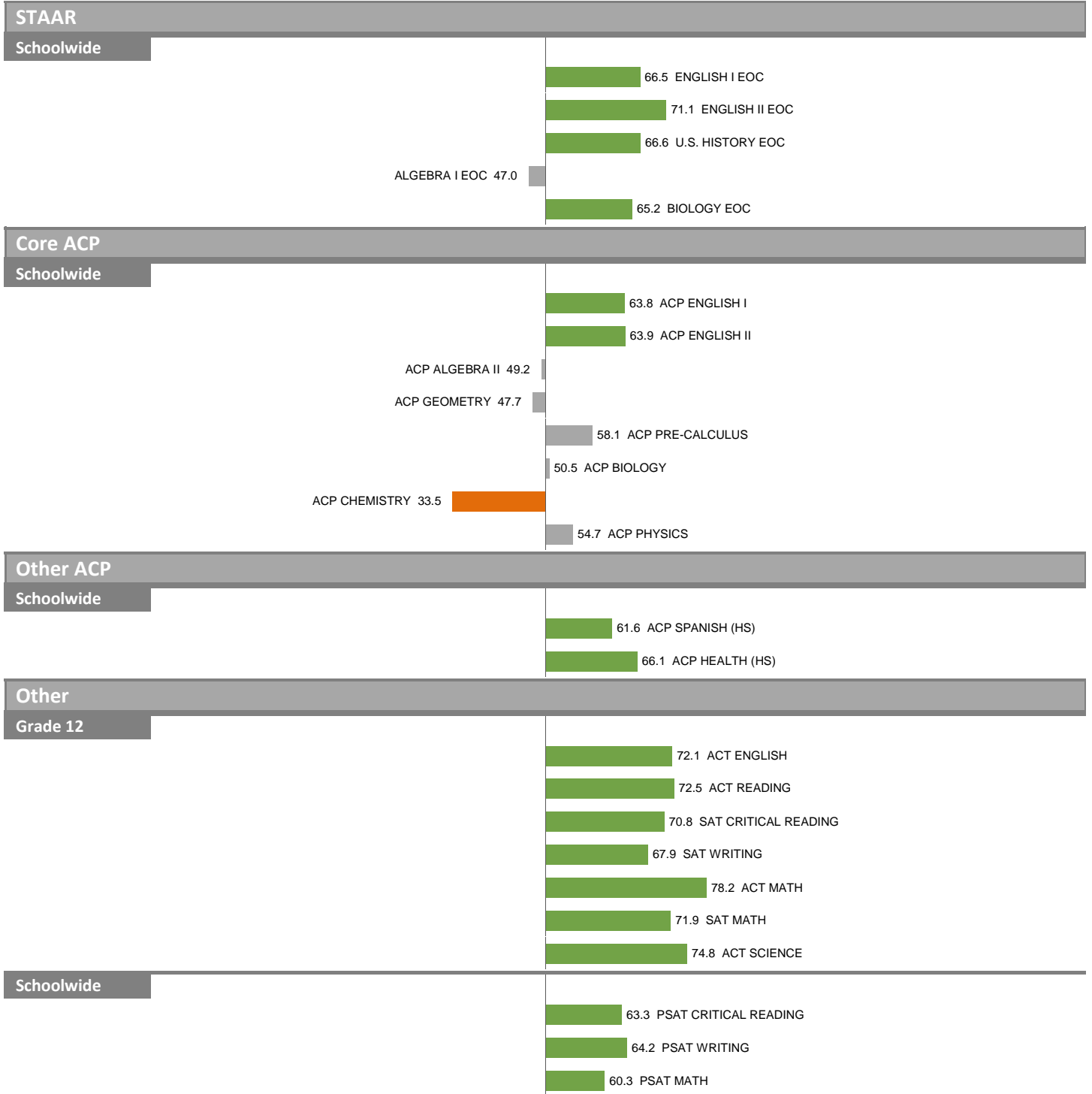
2013-14 School Effectiveness Index (SEI) Detail

35-IRMA L. RANGEL YOUNG WOMENS LEADERSHIP SCHOOL (H)

Overall SEI: 59.8

2014-15 DIVISION 4 (NO FP)

AEIS Rating: Met Standard



NOTES: "Overall SEI" has an average of 50 and standard deviation of 5; the range for an "average" overall SEI is 45 to 55. Component SEIs (e.g. Grade 5 STAAR READING or PSAT WRITING) each have an average of 50 and standard deviation of 10; the range for an "average" component SEI is 40 to 60. Component SEIs are computed only if at least eight tests are included.

2013-14 School Effectiveness Index (SEI) Detail

36--SCHOOL OF HEALTH PROFESSIONS AT TOWNVIEW


2014-15 DIVISION 4 (NO FP)

Overall SEI: 52.7

AEIS Rating: Met Standard

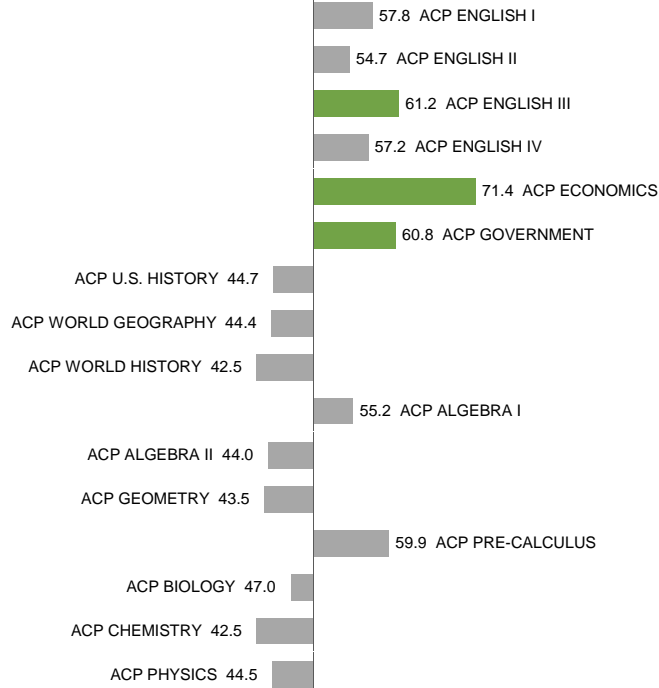
STAAR

Schoolwide



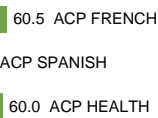
Core ACP

Schoolwide



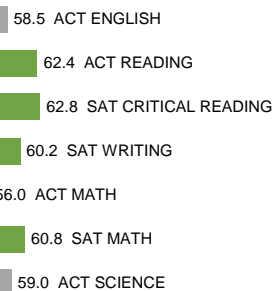
Other ACP

Schoolwide



Other

Grade 12



NOTES: "Overall SEI" has an average of 50 and standard deviation of 5; the range for an "average" overall SEI is 45 to 55. Component SEIs (e.g. Grade 5 STAAR READING or PSAT WRITING) each have an average of 50 and standard deviation of 10; the range for an "average" component SEI is 40 to 60. Component SEIs are computed only if at least eight tests are included.

2013-14 School Effectiveness Index (SEI) Detail

36--SCHOOL OF HEALTH PROFESSIONS AT TOWNVIEW

Overall SEI: 52.7

2014-15 DIVISION 4 (NO FP)

AEIS Rating: Met Standard

Other

Schoolwide

55.9 PSAT CRITICAL READING

54.0 PSAT WRITING

55.4 PSAT MATH

NOTES: "Overall SEI" has an average of 50 and standard deviation of 5; the range for an "average" overall SEI is 45 to 55. Component SEIs (e.g. Grade 5 STAAR READING or PSAT WRITING) each have an average of 50 and standard deviation of 10; the range for an "average" component SEI is 40 to 60. Component SEIs are computed only if at least eight tests are included.

2013-14 School Effectiveness Index (SEI) Detail

37—ROSIE M. COLLINS SORRELLS SCHOOL OF EDUCATION

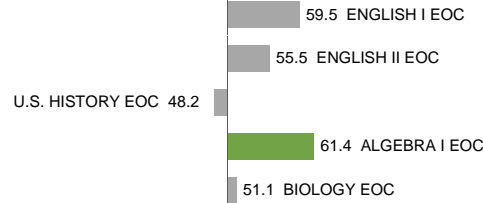
2014-15 DIVISION 4 (NO FP)

Overall SEI: 50.8

AEIS Rating: Met Standard

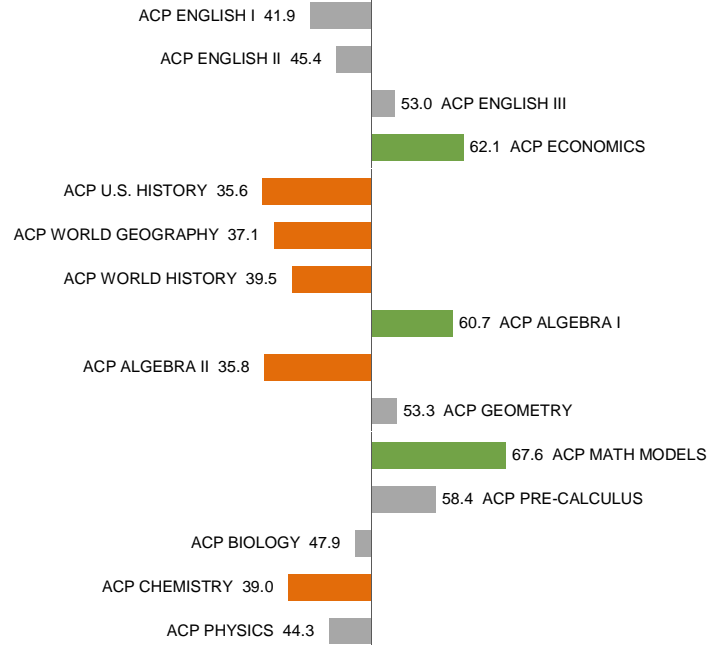
STAAR

Schoolwide



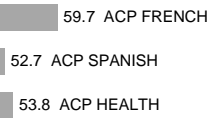
Core ACP

Schoolwide



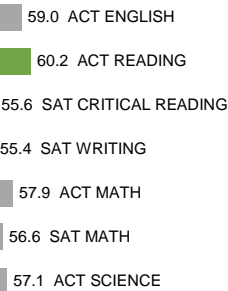
Other ACP

Schoolwide



Other

Grade 12



NOTES: "Overall SEI" has an average of 50 and standard deviation of 5; the range for an "average" overall SEI is 45 to 55. Component SEIs (e.g. Grade 5 STAAR READING or PSAT WRITING) each have an average of 50 and standard deviation of 10; the range for an "average" component SEI is 40 to 60. Component SEIs are computed only if at least eight tests are included.

2013-14 School Effectiveness Index (SEI) Detail

37–ROSIE M. COLLINS SORRELLS SCHOOL OF EDUCATION

Overall SEI: 50.8

2014-15 DIVISION 4 (NO FP)

AEIS Rating: Met Standard

Other

Schoolwide

51.1 PSAT CRITICAL READING

50.4 PSAT WRITING

54.4 PSAT MATH

NOTES: "Overall SEI" has an average of 50 and standard deviation of 5; the range for an "average" overall SEI is 45 to 55. Component SEIs (e.g. Grade 5 STAAR READING or PSAT WRITING) each have an average of 50 and standard deviation of 10; the range for an "average" component SEI is 40 to 60. Component SEIs are computed only if at least eight tests are included.

2013-14 School Effectiveness Index (SEI) Detail

38—JUDGE SANDERS MAGNET CENTER FOR PUBLIC SERVICE

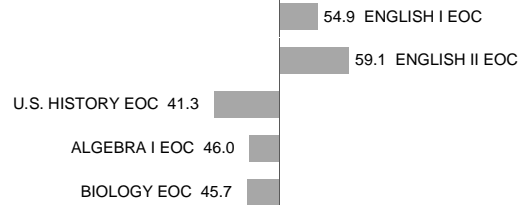
Overall SEI: 49.3

2014-15 DIVISION 4 (NO FP)

AEIS Rating: Met Standard


STAAR

Schoolwide



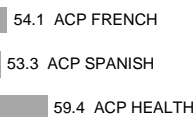
Core ACP

Schoolwide



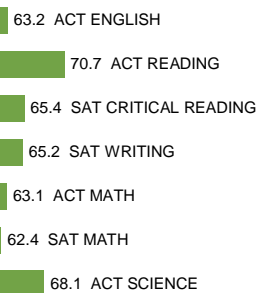
Other ACP

Schoolwide

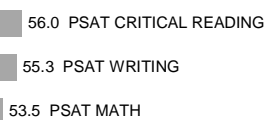


Other

Grade 12



Schoolwide



NOTES: "Overall SEI" has an average of 50 and standard deviation of 5; the range for an "average" overall SEI is 45 to 55. Component SEIs (e.g. Grade 5 STAAR READING or PSAT WRITING) each have an average of 50 and standard deviation of 10; the range for an "average" component SEI is 40 to 60. Component SEIs are computed only if at least eight tests are included.

2013-14 School Effectiveness Index (SEI) Detail

39--SCHOOL FOR THE TALENTED & GIFTED AT TOWNVIEW

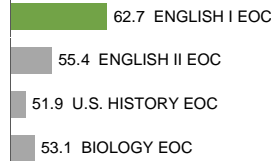
Overall SEI: 60.2

2014-15 DIVISION 4 (NO FP)

AEIS Rating: Met Standard

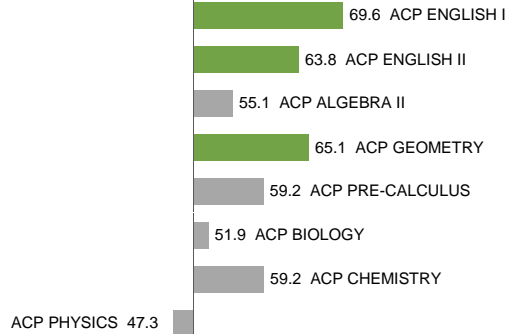
STAAR

Schoolwide



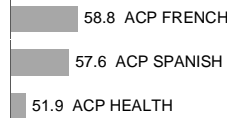
Core ACP

Schoolwide




Other ACP

Schoolwide

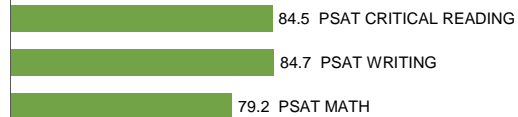


Other

Grade 12



Schoolwide



NOTES: "Overall SEI" has an average of 50 and standard deviation of 5; the range for an "average" overall SEI is 45 to 55. Component SEIs (e.g. Grade 5 STAAR READING or PSAT WRITING) each have an average of 50 and standard deviation of 10; the range for an "average" component SEI is 40 to 60. Component SEIs are computed only if at least eight tests are included.

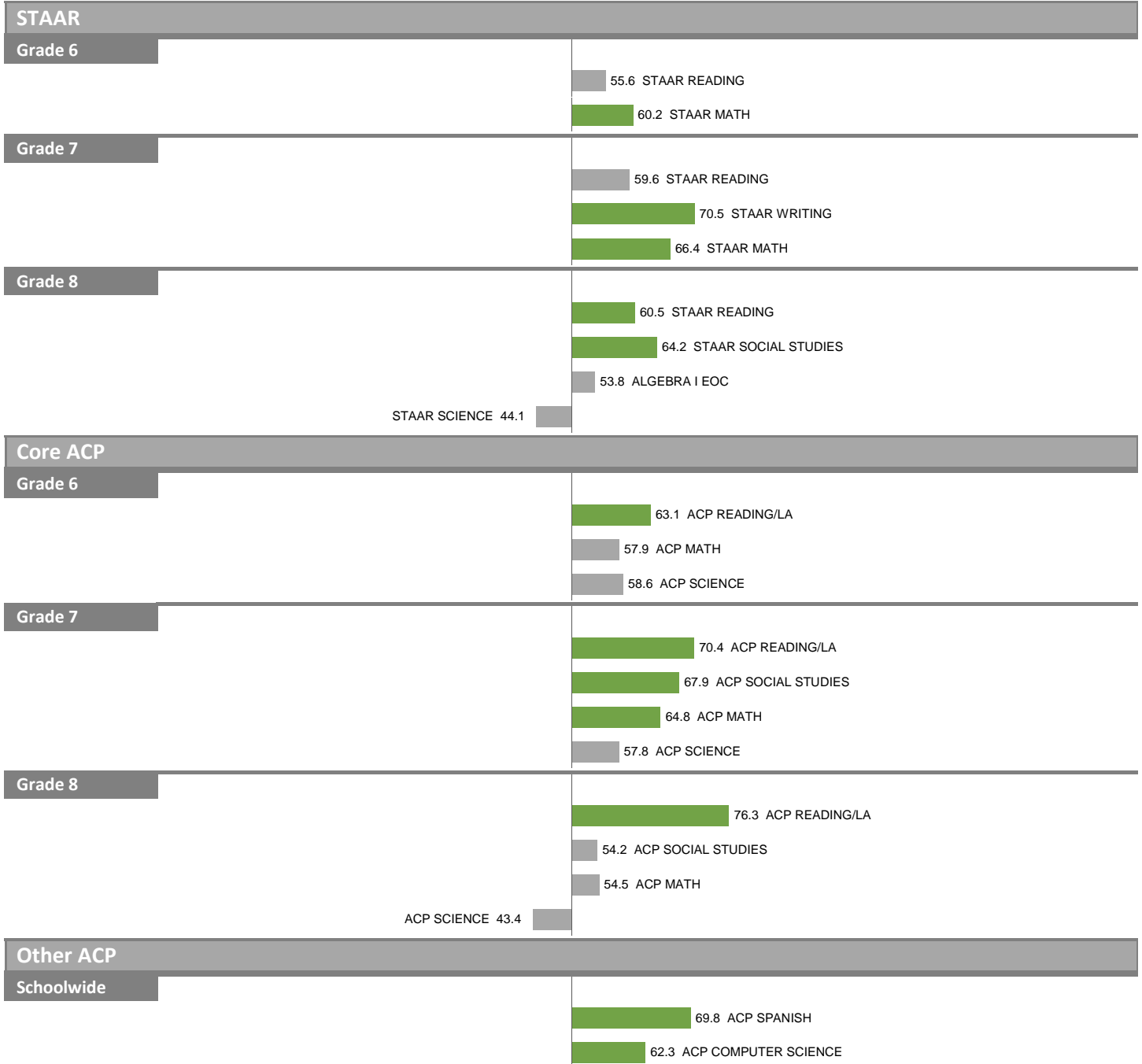
2013-14 School Effectiveness Index (SEI) Detail

57–WILLIAM B. TRAVIS ACADEMY FOR TALENTED AND GIFTED

Overall SEI: 58.9

2014-15 DIVISION 3 (NO FP)

AEIS Rating: Met Standard



NOTES: "Overall SEI" has an average of 50 and standard deviation of 5; the range for an "average" overall SEI is 45 to 55. Component SEIs (e.g. Grade 5 STAAR READING or PSAT WRITING) each have an average of 50 and standard deviation of 10; the range for an "average" component SEI is 40 to 60. Component SEIs are computed only if at least eight tests are included.


2013-14 School Effectiveness Index (SEI) Detail

66--HARRY STONE MONTESSORI ACADEMY

2014-15 DIVISION 4 (NO FP)

Overall SEI: 49.6

AEIS Rating: Met Standard



NOTES: "Overall SEI" has an average of 50 and standard deviation of 5; the range for an "average" overall SEI is 45 to 55. Component SEIs (e.g. Grade 5 STAAR READING or PSAT WRITING) each have an average of 50 and standard deviation of 10; the range for an "average" component SEI is 40 to 60. Component SEIs are computed only if at least eight tests are included.

2013-14 School Effectiveness Index (SEI) Detail

71-DALLAS ENVIRONMENTAL SCIENCE ACADEMY

2014-15 DIVISION 3 (NO FP)

Overall SEI: 55.1

AEIS Rating: Met Standard



NOTES: "Overall SEI" has an average of 50 and standard deviation of 5; the range for an "average" overall SEI is 45 to 55. Component SEIs (e.g. Grade 5 STAAR READING or PSAT WRITING) each have an average of 50 and standard deviation of 10; the range for an "average" component SEI is 40 to 60. Component SEIs are computed only if at least eight tests are included.

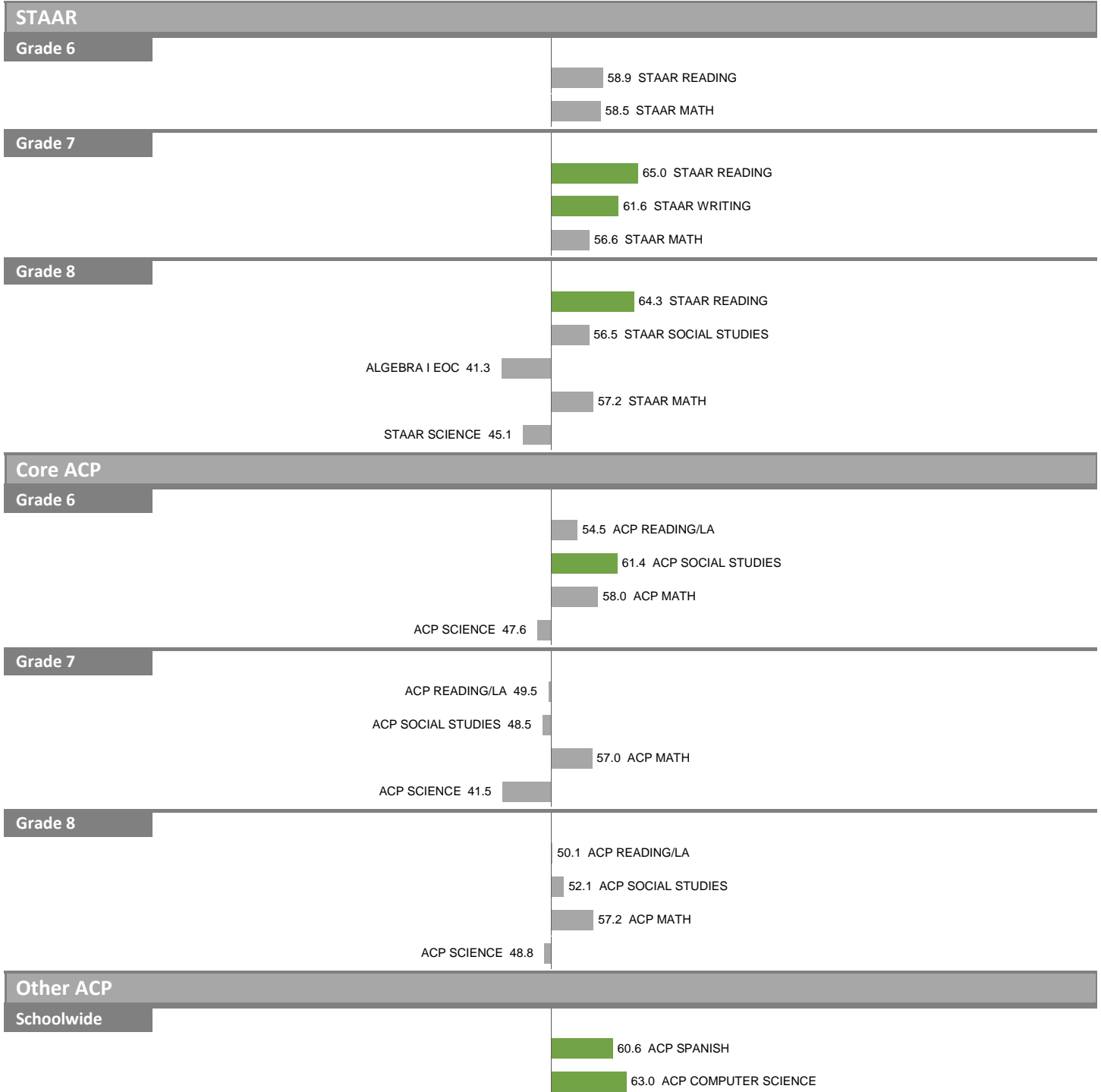
2013-14 School Effectiveness Index (SEI) Detail

73--H.W. LONGFELLOW CAREER EXPLORATION ACADEMY

Overall SEI: 53.5

2014-15 DIVISION 1 (NO FP)

AEIS Rating: Met Standard



NOTES: "Overall SEI" has an average of 50 and standard deviation of 5; the range for an "average" overall SEI is 45 to 55. Component SEIs (e.g. Grade 5 STAAR READING or PSAT WRITING) each have an average of 50 and standard deviation of 10; the range for an "average" component SEI is 40 to 60. Component SEIs are computed only if at least eight tests are included.

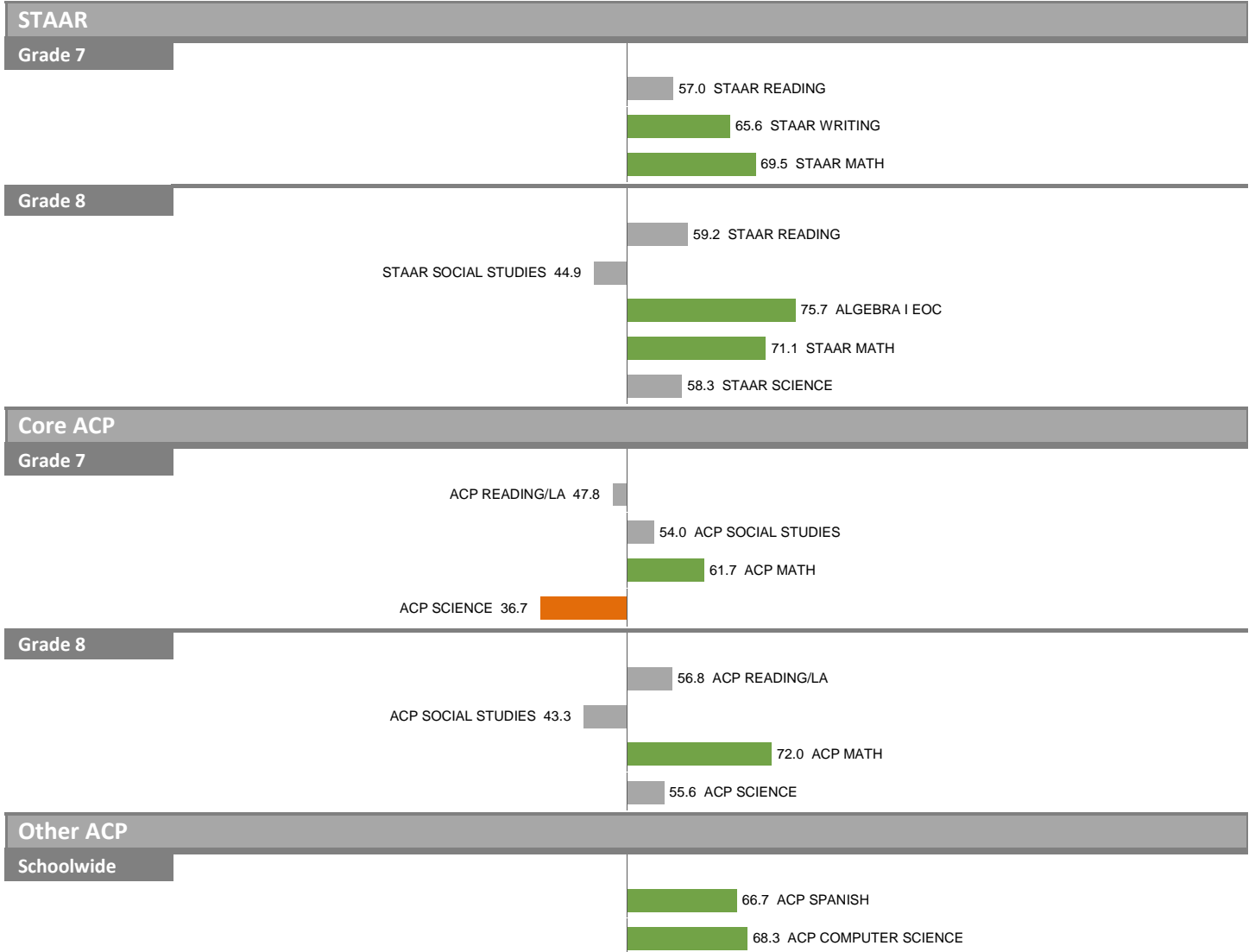
2013-14 School Effectiveness Index (SEI) Detail

75—GEORGE B. DEALEY MONTESSORI INTERNATIONAL ACADEMY

Overall SEI: 57.2

2014-15 DIVISION 2 (NO FP)

AEIS Rating: Met Standard



NOTES: "Overall SEI" has an average of 50 and standard deviation of 5; the range for an "average" overall SEI is 45 to 55. Component SEIs (e.g. Grade 5 STAAR READING or PSAT WRITING) each have an average of 50 and standard deviation of 10; the range for an "average" component SEI is 40 to 60. Component SEIs are computed only if at least eight tests are included.

2013-14 School Effectiveness Index (SEI) Detail

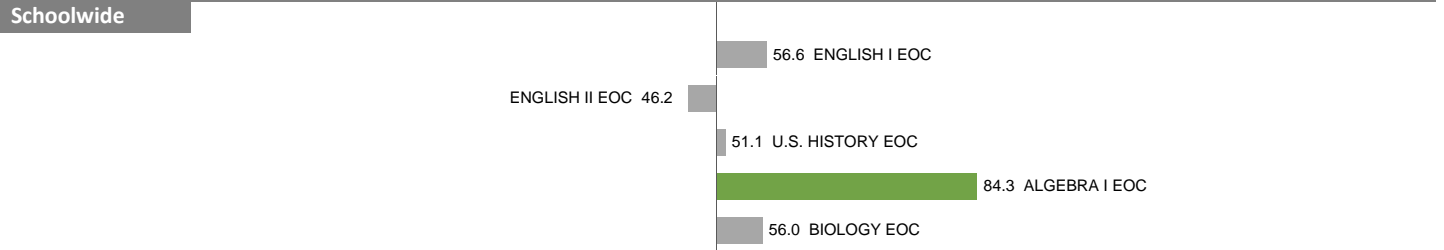
85-KATHLYN J. GILLIAM COLLEGIATE ACADEMY

Overall SEI: 53.0

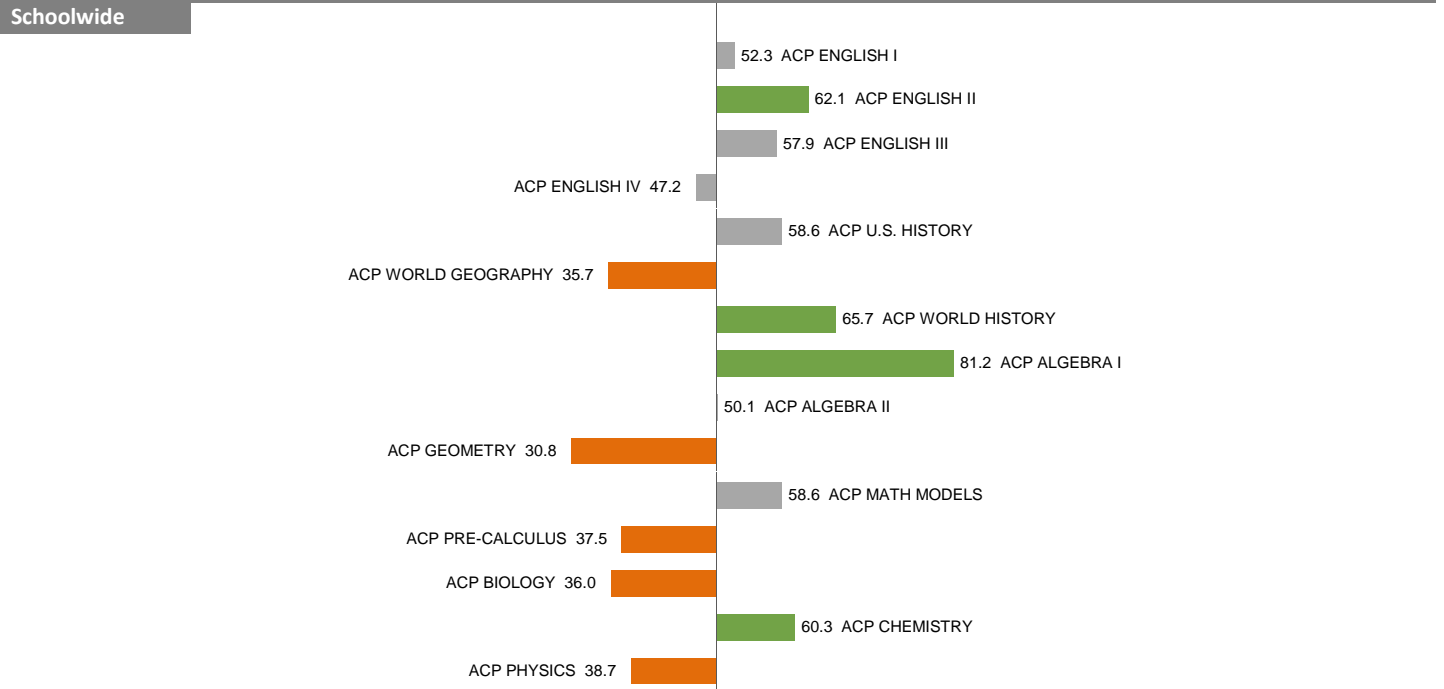
2014-15 DIVISION 5 (NO FP)

AEIS Rating: Met Standard


STAAR




Core ACP



Other ACP



Other



NOTES: "Overall SEI" has an average of 50 and standard deviation of 5; the range for an "average" overall SEI is 45 to 55. Component SEIs (e.g. Grade 5 STAAR READING or PSAT WRITING) each have an average of 50 and standard deviation of 10; the range for an "average" component SEI is 40 to 60. Component SEIs are computed only if at least eight tests are included.

2013-14 School Effectiveness Index (SEI) Detail

85--KATHLYN J. GILLIAM COLLEGIATE ACADEMY

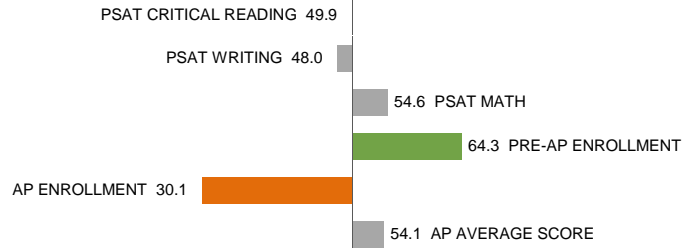
2014-15 DIVISION 5 (NO FP)

Overall SEI: 53.0

AEIS Rating: Met Standard

Other

Schoolwide



NOTES: "Overall SEI" has an average of 50 and standard deviation of 5; the range for an "average" overall SEI is 45 to 55. Component SEIs (e.g. Grade 5 STAAR READING or PSAT WRITING) each have an average of 50 and standard deviation of 10; the range for an "average" component SEI is 40 to 60. Component SEIs are computed only if at least eight tests are included.

2013-14 School Effectiveness Index (SEI) Detail

88–TRINIDAD GARZA EARLY COLLEGE HIGH SCHOOL

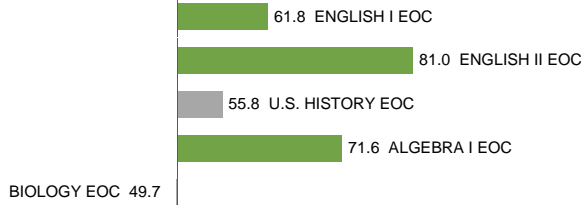
Overall SEI: 58.8

2014-15 DIVISION 3 (NO FP)

AEIS Rating: Met Standard

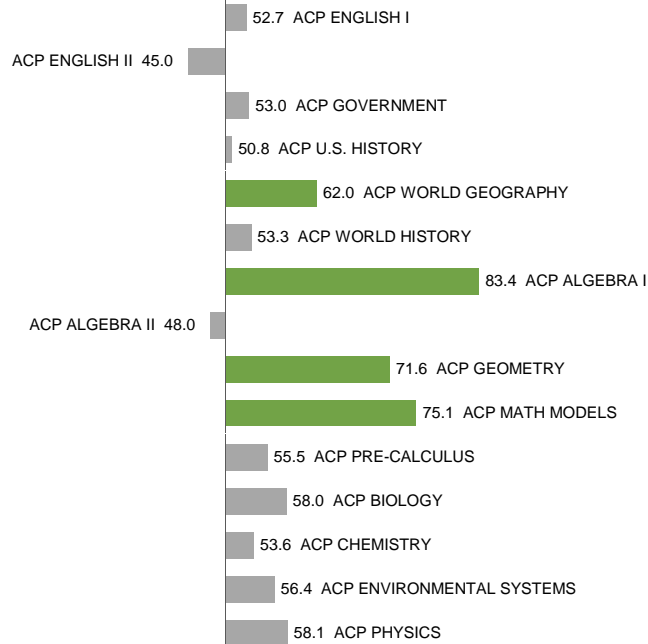
STAAR

Schoolwide



Core ACP

Schoolwide



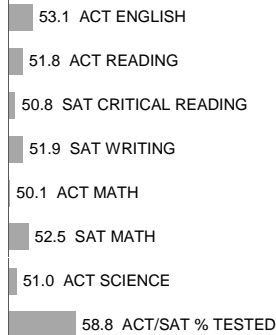
Other ACP

Schoolwide

57.7 ACP SPANISH

Other

Grade 12



NOTES: "Overall SEI" has an average of 50 and standard deviation of 5; the range for an "average" overall SEI is 45 to 55. Component SEIs (e.g. Grade 5 STAAR READING or PSAT WRITING) each have an average of 50 and standard deviation of 10; the range for an "average" component SEI is 40 to 60. Component SEIs are computed only if at least eight tests are included.

2013-14 School Effectiveness Index (SEI) Detail

88–TRINIDAD GARZA EARLY COLLEGE HIGH SCHOOL

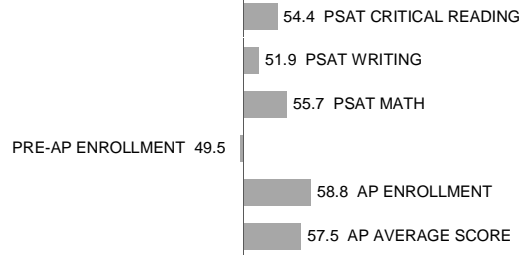
Overall SEI: 58.8

2014-15 DIVISION 3 (NO FP)

AEIS Rating: Met Standard

Other

Schoolwide



NOTES: "Overall SEI" has an average of 50 and standard deviation of 5; the range for an "average" overall SEI is 45 to 55. Component SEIs (e.g. Grade 5 STAAR READING or PSAT WRITING) each have an average of 50 and standard deviation of 10; the range for an "average" component SEI is 40 to 60. Component SEIs are computed only if at least eight tests are included.

2013-14 School Effectiveness Index (SEI) Detail

90–W.L. LASSITER, JR. EARLY COLLEGE HIGH SCHOOL

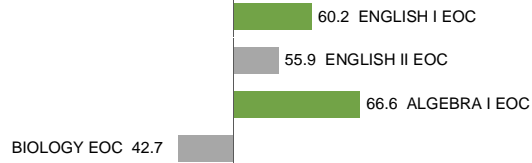
2014-15 DIVISION 5 (NO FP)

Overall SEI: 55.7

AEIS Rating: Met Standard

STAAR

Schoolwide



Other

Grade 12

57.4 ACT/SAT % TESTED

Schoolwide

58.0 AP ENROLLMENT

NOTES: "Overall SEI" has an average of 50 and standard deviation of 5; the range for an "average" overall SEI is 45 to 55. Component SEIs (e.g. Grade 5 STAAR READING or PSAT WRITING) each have an average of 50 and standard deviation of 10; the range for an "average" component SEI is 40 to 60. Component SEIs are computed only if at least eight tests are included.


2013-14 School Effectiveness Index (SEI) Detail

134—GEORGE B. DEALEY MONTESSORI VANGUARD

2014-15 DIVISION 2 (NO FP)

Overall SEI: 53.7

AEIS Rating: Met Standard



NOTES: "Overall SEI" has an average of 50 and standard deviation of 5; the range for an "average" overall SEI is 45 to 55. Component SEIs (e.g. Grade 5 STAAR READING or PSAT WRITING) each have an average of 50 and standard deviation of 10; the range for an "average" component SEI is 40 to 60. Component SEIs are computed only if at least eight tests are included.


2013-14 School Effectiveness Index (SEI) Detail

134—GEORGE B. DEALEY MONTESSORI VANGUARD

2014-15 DIVISION 2 (NO FP)

Overall SEI: 53.7

AEIS Rating: Met Standard



NOTES: "Overall SEI" has an average of 50 and standard deviation of 5; the range for an "average" overall SEI is 45 to 55. Component SEIs (e.g. Grade 5 STAAR READING or PSAT WRITING) each have an average of 50 and standard deviation of 10; the range for an "average" component SEI is 40 to 60. Component SEIs are computed only if at least eight tests are included.


2013-14 School Effectiveness Index (SEI) Detail

212-HARRY STONE MONTESSORI VANGUARD

2014-15 DIVISION 4 (NO FP)

Overall SEI: 49.7

AEIS Rating: Met Standard



NOTES: "Overall SEI" has an average of 50 and standard deviation of 5; the range for an "average" overall SEI is 45 to 55. Component SEIs (e.g. Grade 5 STAAR READING or PSAT WRITING) each have an average of 50 and standard deviation of 10; the range for an "average" component SEI is 40 to 60. Component SEIs are computed only if at least eight tests are included.

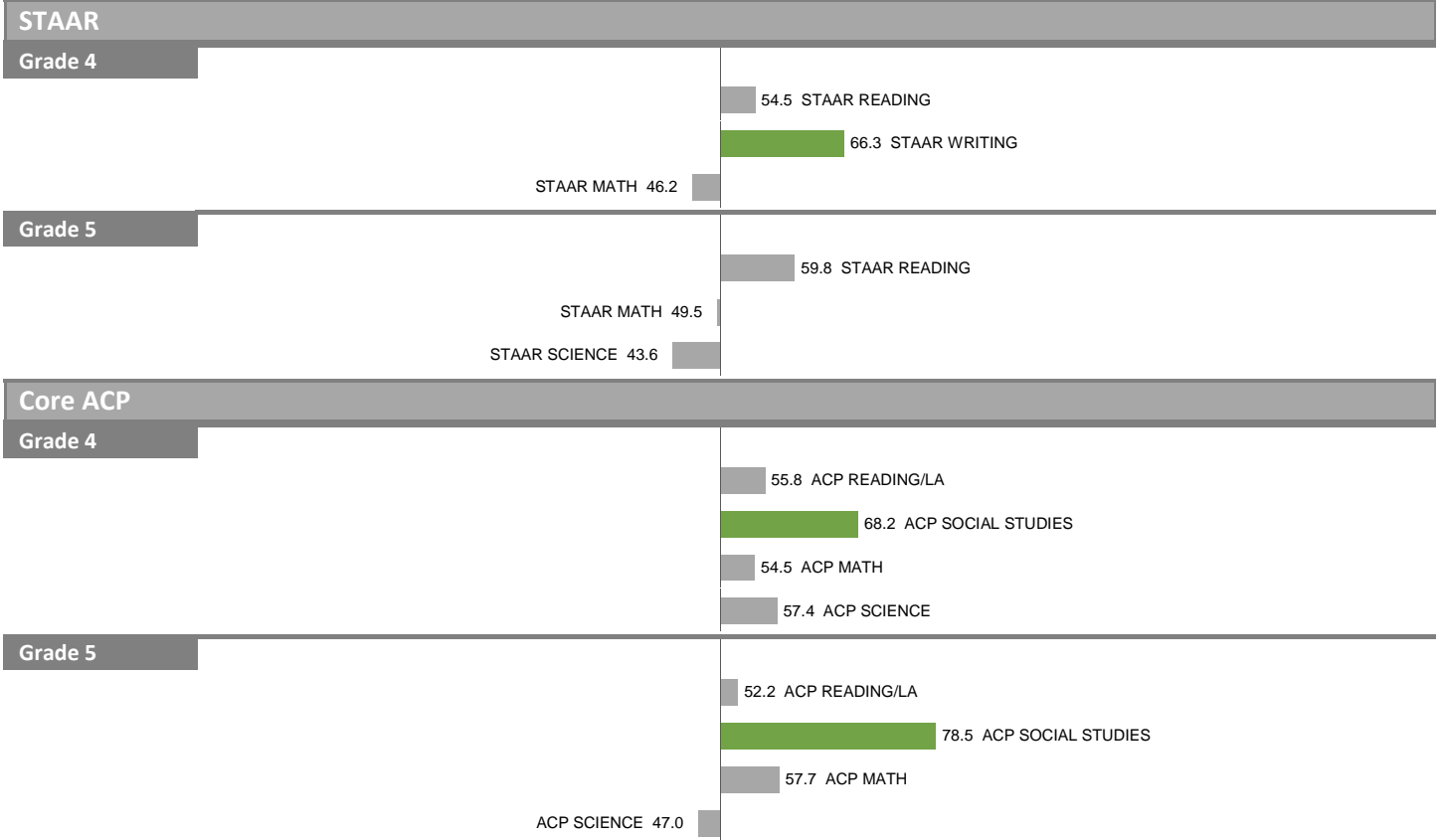
2013-14 School Effectiveness Index (SEI) Detail

217–WILLIAM B. TRAVIS VANGUARD FOR TALENTED AND GIFTED

Overall SEI: 54.0

2014-15 DIVISION 3 (NO FP)

AEIS Rating: Met Standard



NOTES: "Overall SEI" has an average of 50 and standard deviation of 5; the range for an "average" overall SEI is 45 to 55. Component SEIs (e.g. Grade 5 STAAR READING or PSAT WRITING) each have an average of 50 and standard deviation of 10; the range for an "average" component SEI is 40 to 60. Component SEIs are computed only if at least eight tests are included.

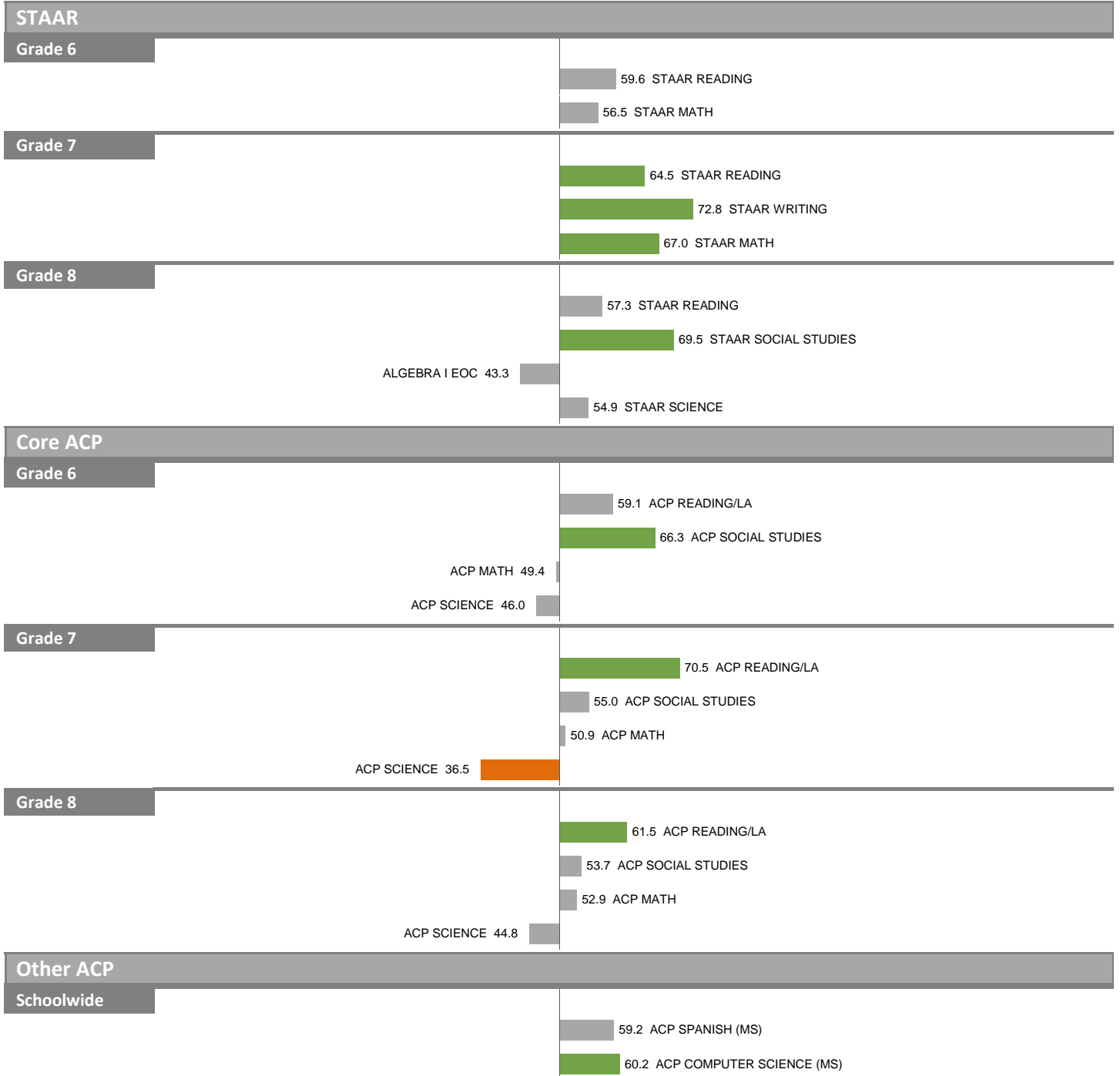
2013-14 School Effectiveness Index (SEI) Detail

356-IRMA L. RANGEL YOUNG WOMENS LEADERSHIP SCHOOL (M)

Overall SEI: 56.0

2014-15 DIVISION 4 (NO FP)

AEIS Rating: Met Standard



NOTES: "Overall SEI" has an average of 50 and standard deviation of 5; the range for an "average" overall SEI is 45 to 55. Component SEIs (e.g. Grade 5 STAAR READING or PSAT WRITING) each have an average of 50 and standard deviation of 10; the range for an "average" component SEI is 40 to 60. Component SEIs are computed only if at least eight tests are included.

2013-14 School Effectiveness Index (SEI) Detail

357-BARACK OBAMA MALE LEADERSHIP ACADEMY (MIDDLE)

Overall SEI: 52.6

2014-15 DIVISION 4 (NO FP)

AEIS Rating: Met Standard



NOTES: "Overall SEI" has an average of 50 and standard deviation of 5; the range for an "average" overall SEI is 45 to 55. Component SEIs (e.g. Grade 5 STAAR READING or PSAT WRITING) each have an average of 50 and standard deviation of 10; the range for an "average" component SEI is 40 to 60. Component SEIs are computed only if at least eight tests are included.

2013-14 School Effectiveness Index (SEI) Detail

381–BARACK OBAMA MALE LEADERSHIP ACADEMY (HIGH)

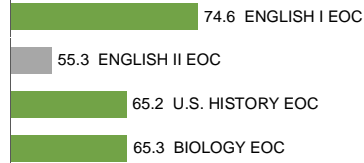
Overall SEI: 59.0

2014-15 DIVISION 4 (NO FP)

AEIS Rating: Met Standard

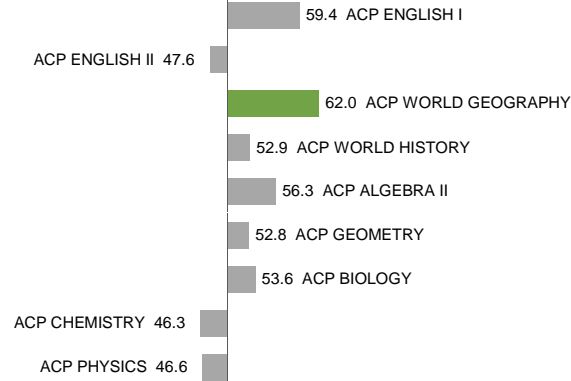
STAAR

Schoolwide



Core ACP

Schoolwide



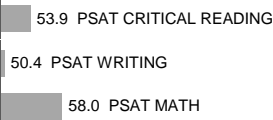
Other ACP

Schoolwide



Other

Schoolwide



NOTES: "Overall SEI" has an average of 50 and standard deviation of 5; the range for an "average" overall SEI is 45 to 55. Component SEIs (e.g. Grade 5 STAAR READING or PSAT WRITING) each have an average of 50 and standard deviation of 10; the range for an "average" component SEI is 40 to 60. Component SEIs are computed only if at least eight tests are included.