

AUGUST 24, 2023 (UPDATED)

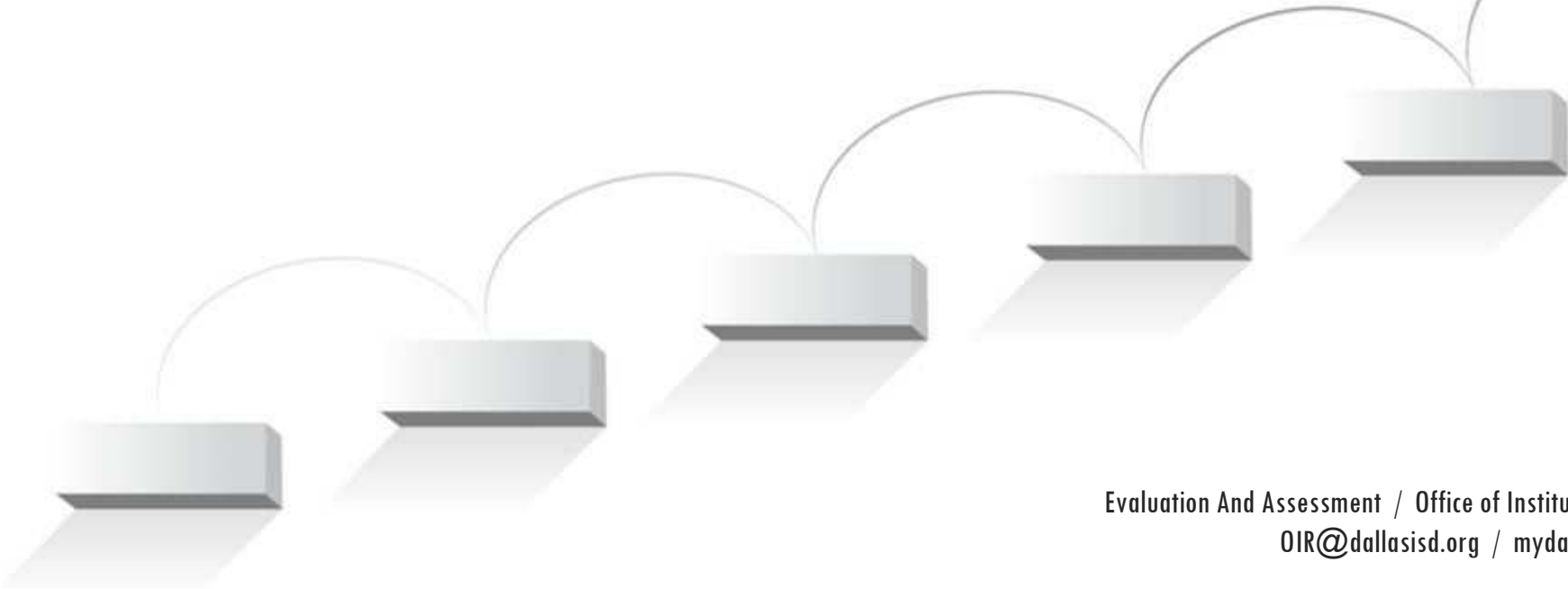
SCHOOL # 177

WILLIAM LIPSCOMB  
ELEMENTARY SCHOOL


# DATA PACKET

FOR 2023-2024

PLANNING



Evaluation And Assessment / Office of Institutional Research  
[OIR@dallasisd.org](mailto:OIR@dallasisd.org) / [mydata.dallasisd.org](http://mydata.dallasisd.org)



- 2. Contents ..... Table of Contents
- 3. Notes ..... Notes and Data Descriptions

### **STUDENTS AND STAFF**

- 6. Summary ..... Summary of Student and Teacher Statistics
- 7. Enroll (1) ..... Enrollment Statistics by Race/Ethnicity
- 8. Enroll (2) ..... Enrollment Statistics by Select Student Group
- 9. Attendance ..... Student Attendance Statistics
- 10. Teachers ..... Teacher Statistics

### **STAAR**

- 11. RLA (3-8) ..... STAAR 3-8 Reading Language Arts (English)
- 16. Math (3-8) ..... STAAR 3-8 Mathematics (English)
- 21. Science (3-8) ..... STAAR 3-8 Science (English)

### **STAAR (SPANISH)**

- 26. RLA (3-8) ..... STAAR 3-8 Reading Language Arts (Spanish)
- 31. Math (3-8) ..... STAAR 3-8 Mathematics (Spanish)

### **MAP GROWTH**

- 36. Reading ..... MAP GROWTH Reading (K-2)
- 40. Math ..... MAP GROWTH Mathematics (K-2)
- 44. Spanish Read .... MAP GROWTH Spanish Reading (K-2)

### **EARLY LEARNING**

- 48. TX-KEA ..... Texas Kindergarten Entry Assessment
- 50. CIRCLE ..... CIRCLE Progress Monitoring

### **ENGLISH PROFICIENCY**

- 52. TELPAS ..... Texas English Language Proficiency Assessment

### **LOCAL ASSESSMENT**

- 54. ACP ..... Dallas ISD Assessments of Course Performance

## **2023-24 DATA PACKET INFORMATION**

### **SCHOOL SUMMARY**

- Student percentages are computed as the percentage of total student enrollment.
- Additional statistics are available in ENROLLMENT and TEACHER reports.
- Race/ethnic categories are based on the latest federal standards for ethnicity and race reporting, though some categories have been combined due to small group sizes. Students reporting their ethnicity as “Hispanic” are not counted in any race category.
- Teacher demographics and location assignments are from the district's Public Education Information Management System (PEIMS) submission to the TEA.

### **ENROLLMENT**

- Statistics are based on the school's enrollment at the end of the school year.
- “New” students were new to the district in 2022-23. They are counted as new if not enrolled in a district campus before the last day of the 2021-22 school year.
- The “retention rate” is the percentage of students in the same grade at the end of the fifth six-weeks grading period for both 2021-22 and 2022-23.

### **ATTENDANCE**

- Statistics are based on student attendance through the end of the school year.
- “Average daily membership” is the total number of school days students were SCHEDULED or ENROLLED divided by the number of school days in the year.
- The “average daily attendance” number (N) is the total number of school days students were IN ATTENDANCE divided by the number of school days in the year. The “average daily attendance” percentage (%) is the average attendance rate. For each student, the number of days attended is divided by the number of days enrolled. This rate is then averaged across students.
- The number (N) of “yearly transactions” is the total number of transfer and withdrawal transactions in the school year. The percentage (%) is the number of transactions divided by “average daily membership,” which gives (on average) the percentage of the membership associated with a transaction.
- “Continuously enrolled” students are enrolled and in attendance for a minimum number of instructional days in at least one course at the school between the beginning of the school year and the first day of the main STAAR testing period. The minimum number varies depending on the school year's calendar.
- The “stability rate” is the number of continuously enrolled students divided by “average daily membership.”

### **TEACHERS**

- Teacher demographics and location assignments are from the district's Public Education Information Management System (PEIMS) submission to the TEA.
- Teacher absences counted towards the average do not include vacation days.
- Retention rate is the percentage of the prior year's teachers who continued at the school. The rate for a school year is computed with numerator “# of teachers assigned to the school both that year and the prior year” and denominator “# of teachers assigned to the school for the prior year.” Teachers from the prior year are not included in the statistic if they changed to non-teaching positions within the district.

**STATE OF TEXAS ASSESSMENT OF ACADEMIC READINESS (STAAR)**

- Cells marked with an asterisk (\*) indicate five or fewer students were tested. Blank cells indicate no students were tested.
- Student group assignments are from the district's Public Education Information Management System (PEIMS) submission to the TEA.
- Statistics by reporting category are averages for all students (across student groups and genders).
- “Average percentage of items correct” is computed as follows: For each student, divide number of items correctly answered by total number of items in test section, then average resulting percentages across all students. For short answers on EOC English tests, an “average rating” is presented; STAAR EOC short answers are rated on a scale of 0 to 3. For written compositions on writing tests, “average score points” is presented. Additional details provided in report footnotes.
- Grade in report is grade level of assessment, not student's grade level. For example, grade 7 students in Pre-AP math or science courses are assessed with the Grade 8 Math or Grade 8 Science assessment. These students' scores are reflected in the row for “Grade 8”.

**MAP GROWTH FROM NWEA**

- Cells marked with an asterisk (\*) indicate five or fewer students were tested. Blank cells indicate no students were tested.
- Student group assignments are based on demographic data in the Dallas ISD student database.
- Due to the emergency closure in Spring 2020, the first year in which Spring results are available is 2020-21.

**TEXAS ENGLISH LANGUAGE PROFICIENCY ASSESSMENT SYSTEM (TELPAS)**

- Cells marked with an asterisk (\*) indicate five or fewer students were tested. Blank cells indicate no students were tested.
- Students are counted as having been tested with the TELPAS if any one of the four domains is rated. Because a TELPAS composite rating is not assigned to a student unless all four domains are rated, the number of TELPAS composite ratings may be smaller than the number tested.
- If a student is rated as Advanced High on the TELPAS in 2023, the TEA does not differentiate between the Advanced and Advanced High levels from 2022.

**DALLAS ISD ASSESSMENTS OF COURSE PERFORMANCE (ACP)**

- Cells marked with an asterisk (\*) indicate five or fewer students were tested. Blank cells indicate no students were tested.
- ACPs are semester exams administered in grades 1-12. Not all courses have ACPs. In secondary grades, ACP scores account for a portion of students' semester grades (10% at middle and 15% at high). “Average course mark (no ACP)” is computed from semester grades before factoring in ACP scores. In elementary grades, ACP results account for 5% of students' semester grades for core courses; course-grade statistics are not reported in packets for elementary grades.
- Raw scores on the ACPs (percentage of items correct) are scaled each year to maintain similar annual passing rates for the district.
- A scale score of at least 70% is required to pass an ACP. For grade levels with numeric grading, a course mark of at least 70% is required to pass a course.
- Statistics are computed separately for Semester 1 and Semester 2 tests; time of administration during the school year is not relevant. Results from tests written for different school years are not combined.

**STUDENT ENROLLMENT**

| Grade | Enrollment |
|-------|------------|
| PK    | 71         |
| KN    | 47         |
| 1     | 66         |
| 2     | 59         |
| 3     | 59         |
| 4     | 57         |
| 5     | 50         |
| ALL   | 409        |

**STUDENT AND TEACHER RACE/ETHNICITY**

| Ethnicity/Race                  | Students |         | Teachers |         |
|---------------------------------|----------|---------|----------|---------|
|                                 | Number   | Percent | Number   | Percent |
| Black/African American          | 42       | 10.3    | 2        | 7.4     |
| American Indian/Alaska Native   | 2        | 0.5     | *        | *       |
| Asian/Hawaiian/Pacific Islander | 1        | 0.2     | *        | *       |
| Hispanic                        | 284      | 69.4    | 13       | 48.1    |
| White                           | 64       | 15.6    | 11       | 40.7    |
| Multiple                        | 15       | 3.7     | 1        | 3.7     |
| Other* (teachers only)          | —        | —       | 0        | 0.0     |
| Not reported (students only)    | 0        | 0.0     | —        | —       |

\*For teachers, "Other" category includes American Indian/Alaska Native and Asian/Hawaiian/Pacific Islander.

**SELECT STUDENT GROUP ENROLLMENT**

| Group                            | Number | Percent |
|----------------------------------|--------|---------|
| At-Risk                          | 181    | 44.3    |
| Economically disadvantaged       | 287    | 70.2    |
| Limited English proficient (LEP) | 149    | 36.4    |
| Special education                | 45     | 11.0    |
| Talented and Gifted (TAG)        | 101    | 24.7    |

| Grade | Year | Enrollment | African American |      | American Indian |     | Asian |     | Hispanic |      | White |      | Multiple category |     |
|-------|------|------------|------------------|------|-----------------|-----|-------|-----|----------|------|-------|------|-------------------|-----|
|       |      |            | N                | %    | N               | %   | N     | %   | N        | %    | N     | %    | N                 | %   |
| PK    | 2021 | 53         | 6                | 11.3 | 0               | 0.0 | 0     | 0.0 | 40       | 75.5 | 6     | 11.3 | 1                 | 1.9 |
|       | 2022 | 59         | 6                | 10.2 | 0               | 0.0 | 0     | 0.0 | 44       | 74.6 | 9     | 15.3 | 0                 | 0.0 |
|       | 2023 | 71         | 10               | 14.1 | 0               | 0.0 | 1     | 1.4 | 50       | 70.4 | 9     | 12.7 | 1                 | 1.4 |
| KN    | 2021 | 61         | 4                | 6.6  | 0               | 0.0 | 0     | 0.0 | 45       | 73.8 | 9     | 14.8 | 3                 | 4.9 |
|       | 2022 | 57         | 4                | 7.0  | 1               | 1.8 | 0     | 0.0 | 38       | 66.7 | 12    | 21.1 | 2                 | 3.5 |
|       | 2023 | 47         | 4                | 8.5  | 0               | 0.0 | 0     | 0.0 | 35       | 74.5 | 6     | 12.8 | 2                 | 4.3 |
| 1     | 2021 | 67         | 4                | 6.0  | 0               | 0.0 | 0     | 0.0 | 49       | 73.1 | 11    | 16.4 | 3                 | 4.5 |
|       | 2022 | 61         | 5                | 8.2  | 0               | 0.0 | 0     | 0.0 | 39       | 63.9 | 12    | 19.7 | 5                 | 8.2 |
|       | 2023 | 66         | 7                | 10.6 | 1               | 1.5 | 0     | 0.0 | 44       | 66.7 | 12    | 18.2 | 2                 | 3.0 |
| 2     | 2021 | 70         | 8                | 11.4 | 0               | 0.0 | 0     | 0.0 | 45       | 64.3 | 10    | 14.3 | 6                 | 8.6 |
|       | 2022 | 65         | 5                | 7.7  | 0               | 0.0 | 0     | 0.0 | 46       | 70.8 | 10    | 15.4 | 4                 | 6.2 |
|       | 2023 | 59         | 4                | 6.8  | 0               | 0.0 | 0     | 0.0 | 40       | 67.8 | 12    | 20.3 | 3                 | 5.1 |
| 3     | 2021 | 52         | 4                | 7.7  | 0               | 0.0 | 0     | 0.0 | 37       | 71.2 | 10    | 19.2 | 1                 | 1.9 |
|       | 2022 | 63         | 8                | 12.7 | 0               | 0.0 | 0     | 0.0 | 40       | 63.5 | 10    | 15.9 | 4                 | 6.3 |
|       | 2023 | 59         | 4                | 6.8  | 0               | 0.0 | 0     | 0.0 | 45       | 76.3 | 8     | 13.6 | 2                 | 3.4 |
| 4     | 2021 | 53         | 5                | 9.4  | 0               | 0.0 | 0     | 0.0 | 45       | 84.9 | 1     | 1.9  | 2                 | 3.8 |
|       | 2022 | 53         | 6                | 11.3 | 0               | 0.0 | 0     | 0.0 | 36       | 67.9 | 11    | 20.8 | 0                 | 0.0 |
|       | 2023 | 57         | 7                | 12.3 | 1               | 1.8 | 0     | 0.0 | 36       | 63.2 | 7     | 12.3 | 5                 | 8.8 |
| 5     | 2021 | 53         | 5                | 9.4  | 0               | 0.0 | 0     | 0.0 | 44       | 83.0 | 1     | 1.9  | 3                 | 5.7 |
|       | 2022 | 46         | 2                | 4.3  | 0               | 0.0 | 0     | 0.0 | 41       | 89.1 | 2     | 4.3  | 1                 | 2.2 |
|       | 2023 | 50         | 6                | 12.0 | 0               | 0.0 | 0     | 0.0 | 34       | 68.0 | 10    | 20.0 | 0                 | 0.0 |
| PK-5  | 2021 | 409        | 36               | 8.8  | 0               | 0.0 | 0     | 0.0 | 305      | 74.6 | 48    | 11.7 | 19                | 4.6 |
|       | 2022 | 404        | 36               | 8.9  | 1               | 0.2 | 0     | 0.0 | 284      | 70.3 | 66    | 16.3 | 16                | 4.0 |
|       | 2023 | 409        | 42               | 10.3 | 2               | 0.5 | 1     | 0.2 | 284      | 69.4 | 64    | 15.6 | 15                | 3.7 |

Enroll (2)

Enrollment Statistics by Select Student Group

| Grade | Year | Enrollment | Economically Disadvantaged |      | LEP |      | Special Education |      | At Risk |      | TAG |      | New (to District) |      | Gender |          | Retention Rate (%) |
|-------|------|------------|----------------------------|------|-----|------|-------------------|------|---------|------|-----|------|-------------------|------|--------|----------|--------------------|
|       |      |            | N                          | %    | N   | %    | N                 | %    | N       | %    | N   | %    | N                 | %    | % Male | % Female |                    |
| PK    | 2021 | 53         | 43                         | 81.1 | 26  | 49.1 | 3                 | 5.7  | 26      | 49.1 | 0   | 0.0  | 38                | 71.7 | 45.3   | 54.7     | 28.3               |
|       | 2022 | 59         | 42                         | 71.2 | 28  | 47.5 | 6                 | 10.2 | 26      | 44.1 | 0   | 0.0  | 48                | 81.4 | 42.4   | 57.6     | 18.6               |
|       | 2023 | 71         | 50                         | 70.4 | 26  | 36.6 | 3                 | 4.2  | 29      | 40.8 | 0   | 0.0  | 54                | 76.1 | 45.1   | 54.9     | 28.2               |
| KN    | 2021 | 61         | 43                         | 70.5 | 15  | 24.6 | 3                 | 4.9  | 14      | 23.0 | 9   | 14.8 | 14                | 23.0 | 47.5   | 52.5     | 0.0                |
|       | 2022 | 57         | 37                         | 64.9 | 21  | 36.8 | 8                 | 14.0 | 21      | 36.8 | 10  | 17.5 | 24                | 42.1 | 50.9   | 49.1     | 1.8                |
|       | 2023 | 47         | 34                         | 72.3 | 18  | 38.3 | 10                | 21.3 | 19      | 40.4 | 9   | 19.1 | 16                | 34.0 | 48.9   | 51.1     | 0.0                |
| 1     | 2021 | 67         | 45                         | 67.2 | 28  | 41.8 | 6                 | 9.0  | 28      | 41.8 | 21  | 31.3 | 5                 | 7.5  | 55.2   | 44.8     | 0.0                |
|       | 2022 | 61         | 46                         | 75.4 | 10  | 16.4 | 3                 | 4.9  | 12      | 19.7 | 15  | 24.6 | 6                 | 9.8  | 52.5   | 47.5     | 1.6                |
|       | 2023 | 66         | 46                         | 69.7 | 25  | 37.9 | 9                 | 13.6 | 26      | 39.4 | 19  | 28.8 | 10                | 15.2 | 47.0   | 53.0     | 1.5                |
| 2     | 2021 | 70         | 52                         | 74.3 | 29  | 41.4 | 4                 | 5.7  | 29      | 41.4 | 20  | 28.6 | 7                 | 10.0 | 40.0   | 60.0     | 1.4                |
|       | 2022 | 65         | 42                         | 64.6 | 27  | 41.5 | 7                 | 10.8 | 29      | 44.6 | 21  | 32.3 | 4                 | 6.2  | 53.8   | 46.2     | 1.5                |
|       | 2023 | 59         | 41                         | 69.5 | 11  | 18.6 | 5                 | 8.5  | 13      | 22.0 | 15  | 25.4 | 4                 | 6.8  | 50.8   | 49.2     | 3.4                |
| 3     | 2021 | 52         | 37                         | 71.2 | 24  | 46.2 | 6                 | 11.5 | 26      | 50.0 | 8   | 15.4 | 6                 | 11.5 | 48.1   | 51.9     | 0.0                |
|       | 2022 | 63         | 49                         | 77.8 | 26  | 41.3 | 7                 | 11.1 | 25      | 39.7 | 22  | 34.9 | 5                 | 7.9  | 42.9   | 57.1     | 1.6                |
|       | 2023 | 59         | 40                         | 67.8 | 26  | 44.1 | 6                 | 10.2 | 23      | 39.0 | 23  | 39.0 | 5                 | 8.5  | 52.5   | 47.5     | 1.7                |
| 4     | 2021 | 53         | 44                         | 83.0 | 21  | 39.6 | 5                 | 9.4  | 23      | 43.4 | 13  | 24.5 | 1                 | 1.9  | 37.7   | 62.3     | 0.0                |
|       | 2022 | 53         | 39                         | 73.6 | 26  | 49.1 | 5                 | 9.4  | 32      | 60.4 | 13  | 24.5 | 8                 | 15.1 | 47.2   | 52.8     | 1.9                |
|       | 2023 | 57         | 42                         | 73.7 | 21  | 36.8 | 7                 | 12.3 | 34      | 59.6 | 18  | 31.6 | 4                 | 7.0  | 40.4   | 59.6     | 0.0                |
| 5     | 2021 | 53         | 43                         | 81.1 | 25  | 47.2 | 8                 | 15.1 | 37      | 69.8 | 8   | 15.1 | 3                 | 5.7  | 43.4   | 56.6     | 0.0                |
|       | 2022 | 46         | 40                         | 87.0 | 22  | 47.8 | 7                 | 15.2 | 39      | 84.8 | 9   | 19.6 | 2                 | 4.3  | 41.3   | 58.7     | 0.0                |
|       | 2023 | 50         | 34                         | 68.0 | 22  | 44.0 | 5                 | 10.0 | 37      | 74.0 | 17  | 34.0 | 3                 | 6.0  | 48.0   | 52.0     | 2.0                |
| PK-5  | 2021 | 409        | 307                        | 75.1 | 168 | 41.1 | 35                | 8.6  | 183     | 44.7 | 79  | 19.3 | 74                | 18.1 | 45.5   | 54.5     | 3.9                |
|       | 2022 | 404        | 295                        | 73.0 | 160 | 39.6 | 43                | 10.6 | 184     | 45.5 | 90  | 22.3 | 97                | 24.0 | 47.5   | 52.5     | 4.0                |
|       | 2023 | 409        | 287                        | 70.2 | 149 | 36.4 | 45                | 11.0 | 181     | 44.3 | 101 | 24.7 | 96                | 23.5 | 47.4   | 52.6     | 6.1                |

| Grade | Year | Average Daily Membership |          | Average Daily Attendance |      |            |            | Yearly Transactions |      |            | Continuously Enrolled |          | Stability Rate |          |
|-------|------|--------------------------|----------|--------------------------|------|------------|------------|---------------------|------|------------|-----------------------|----------|----------------|----------|
|       |      | N                        | District | N                        | %    | District N | District % | N                   | %    | District % | N                     | District | %              | District |
| KN    | 2021 | 59                       | 10,216   | 58                       | 97.1 | 10,002     | 97.9       | 5                   | 8.4  | 4.7        | 51                    | 9,094    | 85.9           | 89.0     |
|       | 2022 | 60                       | 10,601   | 56                       | 93.3 | 9,857      | 93.0       | 8                   | 13.4 | 8.0        | 51                    | 8,573    | 85.4           | 80.9     |
|       | 2023 | 46                       | 9,795    | 42                       | 92.0 | 9,098      | 92.9       | 3                   | 6.5  | 4.9        | 39                    | 8,293    | 84.7           | 84.7     |
| 1     | 2021 | 67                       | 10,568   | 66                       | 99.2 | 10,378     | 98.2       | 0                   | 0.0  | 4.0        | 64                    | 9,515    | 95.8           | 90.0     |
|       | 2022 | 60                       | 10,904   | 57                       | 94.1 | 10,206     | 93.6       | 4                   | 6.7  | 7.3        | 54                    | 8,976    | 89.9           | 82.3     |
|       | 2023 | 64                       | 10,625   | 58                       | 91.6 | 9,918      | 93.3       | 6                   | 9.4  | 5.3        | 56                    | 9,021    | 88.1           | 84.9     |
| 2     | 2021 | 69                       | 10,574   | 68                       | 98.3 | 10,394     | 98.3       | 3                   | 4.3  | 3.8        | 65                    | 9,653    | 94.1           | 91.3     |
|       | 2022 | 65                       | 10,614   | 61                       | 94.3 | 9,987      | 94.1       | 3                   | 4.6  | 6.0        | 57                    | 8,941    | 87.4           | 84.2     |
|       | 2023 | 58                       | 10,350   | 55                       | 94.9 | 9,734      | 94.0       | 0                   | 0.0  | 4.7        | 58                    | 8,998    | 100.0          | 86.9     |
| 3     | 2021 | 52                       | 10,452   | 51                       | 98.6 | 10,254     | 98.1       | 1                   | 1.9  | 3.4        | 47                    | 9,519    | 90.3           | 91.1     |
|       | 2022 | 65                       | 10,392   | 62                       | 94.8 | 9,829      | 94.6       | 1                   | 1.5  | 6.3        | 59                    | 8,798    | 90.2           | 84.7     |
|       | 2023 | 57                       | 9,927    | 54                       | 94.6 | 9,395      | 94.6       | 1                   | 1.7  | 4.3        | 53                    | 8,837    | 92.5           | 89.0     |
| 4     | 2021 | 53                       | 10,526   | 53                       | 98.9 | 10,325     | 98.1       | 0                   | 0.0  | 2.9        | 52                    | 9,562    | 97.9           | 90.8     |
|       | 2022 | 52                       | 10,478   | 48                       | 93.5 | 9,930      | 94.8       | 4                   | 7.8  | 5.8        | 48                    | 8,981    | 93.0           | 85.7     |
|       | 2023 | 56                       | 9,872    | 53                       | 93.7 | 9,372      | 94.9       | 1                   | 1.8  | 4.5        | 49                    | 8,790    | 87.0           | 89.0     |
| 5     | 2021 | 53                       | 10,814   | 53                       | 99.9 | 10,602     | 98.0       | 1                   | 1.9  | 2.5        | 52                    | 9,891    | 97.7           | 91.5     |
|       | 2022 | 48                       | 10,405   | 45                       | 93.6 | 9,875      | 94.9       | 3                   | 6.3  | 6.3        | 42                    | 8,914    | 88.1           | 85.7     |
|       | 2023 | 49                       | 9,891    | 47                       | 94.8 | 9,406      | 95.1       | 0                   | 0.0  | 4.9        | 46                    | 8,815    | 93.5           | 89.1     |
| KN-5  | 2021 | 354                      | 63,149   | 349                      | 98.6 | 61,956     | 98.1       | 10                  | 2.8  | 3.6        | 331                   | 57,234   | 93.6           | 90.6     |
|       | 2022 | 350                      | 63,393   | 329                      | 94.0 | 59,686     | 94.2       | 23                  | 6.6  | 6.6        | 311                   | 53,183   | 88.9           | 83.9     |
|       | 2023 | 330                      | 60,461   | 309                      | 93.6 | 56,922     | 94.1       | 11                  | 3.3  | 4.8        | 301                   | 52,754   | 91.1           | 87.3     |



Teachers: 27

**DISTRIBUTIONS**

| Ethnicity/Race   | Number | Percentage |
|------------------|--------|------------|
| African American | 2      | 7.4        |
| Hispanic         | 13     | 48.1       |
| White            | 11     | 40.7       |
| Multiple         | 1      | 3.7        |
| Other            | 0      | 0.0        |

| Gender | Number | Percentage |
|--------|--------|------------|
| Female | 23     | 85.2       |
| Male   | 4      | 14.8       |

**ATTENDANCE / RETENTION**

|         | Average Absences | Retention Rate |
|---------|------------------|----------------|
| 2020-21 | 7.6              | 77.4           |
| 2021-22 | 10.0             | 74.3           |
| 2022-23 | 11.5             | 64.5           |

**YEARS EXPERIENCE**

| Years         | Number | Percentage |
|---------------|--------|------------|
| Beginning (0) | 2      | 7.4        |
| 1             | 0      | 0.0        |
| 2             | 2      | 7.4        |
| 3             | 2      | 7.4        |
| 4             | 1      | 3.7        |
| 5             | 1      | 3.7        |
| 1-3           | 4      | 14.8       |
| More than 3   | 21     | 77.8       |
| 1 - 5         | 6      | 22.2       |
| 6 - 10        | 8      | 29.6       |
| 11 - 20       | 8      | 29.6       |
| More than 20  | 3      | 11.1       |

**PERCENTAGE APPROACHED GRADE LEVEL STANDARD**

| Grade | Year | White | African Amer | Hispanic | Econ Disadv | Special Educ | LEP  | At Risk | Migrant | Male | Female | All  | District | Number Tested (All Students) |
|-------|------|-------|--------------|----------|-------------|--------------|------|---------|---------|------|--------|------|----------|------------------------------|
| 3     | 2021 | 90.0  | *            | 63.2     | 59.1        | 83.3         | 66.7 | 62.5    |         | 63.2 | 78.6   | 69.7 | 60.2     | 33                           |
|       | 2022 | 88.9  | 75.0         | 72.0     | 68.6        | 50.0         | 60.0 | 55.6    |         | 60.9 | 87.5   | 74.5 | 69.7     | 47                           |
|       | 2023 | 100.0 | *            | 79.3     | 72.4        | 50.0         | 72.7 | 72.7    |         | 76.0 | 83.3   | 79.1 | 71.5     | 43                           |
| 4     | 2021 | *     | *            | 50.0     | 50.0        | *            | 42.9 | 44.4    |         | 28.6 | 62.5   | 50.0 | 55.6     | 38                           |
|       | 2022 | 81.8  | 85.7         | 65.4     | 71.0        | *            | 56.3 | 56.0    |         | 65.2 | 81.0   | 72.7 | 71.6     | 44                           |
|       | 2023 | 85.7  | 71.4         | 68.0     | 75.0        | 50.0         | 55.6 | 63.6    |         | 63.2 | 84.6   | 75.6 | 73.1     | 45                           |
| 5     | 2021 | *     | *            | 65.5     | 63.0        | 33.3         | 60.0 | 50.0    |         | 64.3 | 66.7   | 65.8 | 66.9     | 38                           |
|       | 2022 | *     | *            | 83.9     | 77.4        | *            | 91.7 | 76.7    |         | 69.2 | 87.0   | 80.6 | 77.3     | 36                           |
|       | 2023 | 70.0  | 83.3         | 82.1     | 75.0        | *            | 87.5 | 74.2    |         | 73.9 | 85.7   | 79.5 | 77.7     | 44                           |
| 3-5   | 2021 | 76.9  | 66.7         | 59.0     | 57.0        | 47.1         | 56.5 | 51.3    |         | 53.2 | 67.7   | 61.5 | 61.1     | 109                          |
|       | 2022 | 81.8  | 76.5         | 74.4     | 72.2        | 62.5         | 68.4 | 65.6    |         | 64.4 | 85.3   | 75.6 | 72.9     | 127                          |
|       | 2023 | 84.0  | 64.7         | 76.8     | 74.2        | 58.8         | 75.0 | 70.3    |         | 71.6 | 84.6   | 78.0 | 74.2     | 132                          |

| NUMBER TESTED IN GRADES 3-5 |    |    |    |    |    |    |    |  |    |    |     |        |  |
|-----------------------------|----|----|----|----|----|----|----|--|----|----|-----|--------|--|
| 2021                        | 13 | 12 | 78 | 79 | 17 | 23 | 39 |  | 47 | 62 | 109 | 17,239 |  |
| 2022                        | 22 | 17 | 82 | 97 | 16 | 38 | 64 |  | 59 | 68 | 127 | 18,671 |  |
| 2023                        | 25 | 17 | 82 | 89 | 17 | 36 | 64 |  | 67 | 65 | 132 | 19,142 |  |

**NUMBER NOT APPROACHED GRADE LEVEL STANDARD**

| Grade | Year | White | African Amer | Hispanic | Econ Disadv | Special Educ | LEP | At Risk | Migrant | Male | Female | All | District | Number Tested (All Students) |
|-------|------|-------|--------------|----------|-------------|--------------|-----|---------|---------|------|--------|-----|----------|------------------------------|
| 3     | 2021 | 1     | *            | 7        | 9           | 1            | 2   | 3       |         | 7    | 3      | 10  | 2,182    | 33                           |
|       | 2022 | 1     | 2            | 7        | 11          | 3            | 4   | 4       |         | 9    | 3      | 12  | 1,825    | 47                           |
|       | 2023 | 0     | *            | 6        | 8           | 3            | 3   | 3       |         | 6    | 3      | 9   | 1,743    | 43                           |
| 4     | 2021 | *     | *            | 15       | 15          | *            | 4   | 5       |         | 10   | 9      | 19  | 2,521    | 38                           |
|       | 2022 | 2     | 1            | 9        | 9           | *            | 7   | 11      |         | 8    | 4      | 12  | 1,785    | 44                           |
|       | 2023 | 1     | 2            | 8        | 8           | 3            | 4   | 8       |         | 7    | 4      | 11  | 1,742    | 45                           |
| 5     | 2021 | *     | *            | 10       | 10          | 4            | 4   | 11      |         | 5    | 8      | 13  | 2,009    | 38                           |
|       | 2022 | *     | *            | 5        | 7           | *            | 1   | 7       |         | 4    | 3      | 7   | 1,445    | 36                           |
|       | 2023 | 3     | 1            | 5        | 7           | *            | 2   | 8       |         | 6    | 3      | 9   | 1,461    | 44                           |
| 3-5   | 2021 | 3     | 4            | 32       | 34          | 9            | 10  | 19      |         | 22   | 20     | 42  | 6,712    | 109                          |
|       | 2022 | 4     | 4            | 21       | 27          | 6            | 12  | 22      |         | 21   | 10     | 31  | 5,055    | 127                          |
|       | 2023 | 4     | 6            | 19       | 23          | 7            | 9   | 19      |         | 19   | 10     | 29  | 4,946    | 132                          |

| NUMBER TESTED IN GRADES 3-5 |    |    |    |    |    |    |    |  |    |    |     |        |  |
|-----------------------------|----|----|----|----|----|----|----|--|----|----|-----|--------|--|
| 2021                        | 13 | 12 | 78 | 79 | 17 | 23 | 39 |  | 47 | 62 | 109 | 17,239 |  |
| 2022                        | 22 | 17 | 82 | 97 | 16 | 38 | 64 |  | 59 | 68 | 127 | 18,671 |  |
| 2023                        | 25 | 17 | 82 | 89 | 17 | 36 | 64 |  | 67 | 65 | 132 | 19,142 |  |

**PERCENTAGE MET GRADE LEVEL STANDARD**

| Grade | Year | White | African Amer | Hispanic | Econ Disadv | Special Educ | LEP  | At Risk | Migrant | Male | Female | All  | District | Number Tested (All Students) |
|-------|------|-------|--------------|----------|-------------|--------------|------|---------|---------|------|--------|------|----------|------------------------------|
| 3     | 2021 | 70.0  | *            | 26.3     | 31.8        | 16.7         | 16.7 | 12.5    |         | 36.8 | 42.9   | 39.4 | 32.1     | 33                           |
|       | 2022 | 77.8  | 37.5         | 52.0     | 45.7        | 33.3         | 50.0 | 55.6    |         | 52.2 | 58.3   | 55.3 | 45.3     | 47                           |
|       | 2023 | 100.0 | *            | 55.2     | 48.3        | 33.3         | 45.5 | 45.5    |         | 60.0 | 61.1   | 60.5 | 46.8     | 43                           |
| 4     | 2021 | *     | *            | 26.7     | 23.3        | *            | 28.6 | 22.2    |         | 14.3 | 33.3   | 26.3 | 29.9     | 38                           |
|       | 2022 | 72.7  | 85.7         | 42.3     | 54.8        | *            | 37.5 | 36.0    |         | 56.5 | 57.1   | 56.8 | 48.1     | 44                           |
|       | 2023 | 71.4  | 14.3         | 32.0     | 28.1        | 33.3         | 11.1 | 22.7    |         | 31.6 | 42.3   | 37.8 | 41.7     | 45                           |
| 5     | 2021 | *     | *            | 37.9     | 33.3        | 33.3         | 40.0 | 18.2    |         | 28.6 | 41.7   | 36.8 | 40.6     | 38                           |
|       | 2022 | *     | *            | 64.5     | 54.8        | *            | 66.7 | 50.0    |         | 46.2 | 65.2   | 58.3 | 54.0     | 36                           |
|       | 2023 | 70.0  | 50.0         | 39.3     | 35.7        | *            | 37.5 | 38.7    |         | 34.8 | 61.9   | 47.7 | 52.4     | 44                           |
| 3-5   | 2021 | 61.5  | 25.0         | 30.8     | 29.1        | 17.6         | 30.4 | 17.9    |         | 27.7 | 38.7   | 33.9 | 34.4     | 109                          |
|       | 2022 | 68.2  | 58.8         | 53.7     | 51.5        | 43.8         | 50.0 | 45.3    |         | 52.5 | 60.3   | 56.7 | 49.2     | 127                          |
|       | 2023 | 80.0  | 23.5         | 42.7     | 37.1        | 41.2         | 33.3 | 34.4    |         | 43.3 | 53.8   | 48.5 | 47.0     | 132                          |

| NUMBER TESTED IN GRADES 3-5 |    |    |    |    |    |    |    |  |    |    |     |        |  |
|-----------------------------|----|----|----|----|----|----|----|--|----|----|-----|--------|--|
| 2021                        | 13 | 12 | 78 | 79 | 17 | 23 | 39 |  | 47 | 62 | 109 | 17,239 |  |
| 2022                        | 22 | 17 | 82 | 97 | 16 | 38 | 64 |  | 59 | 68 | 127 | 18,671 |  |
| 2023                        | 25 | 17 | 82 | 89 | 17 | 36 | 64 |  | 67 | 65 | 132 | 19,142 |  |

**PERCENTAGE MASTERED GRADE LEVEL STANDARD**

| Grade | Year | White | African Amer | Hispanic | Econ Disadv | Special Educ | LEP  | At Risk | Migrant | Male | Female | All  | District | Number Tested (All Students) |
|-------|------|-------|--------------|----------|-------------|--------------|------|---------|---------|------|--------|------|----------|------------------------------|
| 3     | 2021 | 60.0  | *            | 10.5     | 13.6        | 0.0          | 0.0  | 0.0     |         | 26.3 | 21.4   | 24.2 | 15.6     | 33                           |
|       | 2022 | 66.7  | 25.0         | 32.0     | 37.1        | 33.3         | 30.0 | 33.3    |         | 47.8 | 33.3   | 40.4 | 26.5     | 47                           |
|       | 2023 | 75.0  | *            | 17.2     | 20.7        | 0.0          | 9.1  | 9.1     |         | 24.0 | 27.8   | 25.6 | 18.2     | 43                           |
| 4     | 2021 | *     | *            | 6.7      | 6.7         | *            | 0.0  | 0.0     |         | 0.0  | 12.5   | 7.9  | 14.2     | 38                           |
|       | 2022 | 72.7  | 42.9         | 19.2     | 29.0        | *            | 18.8 | 20.0    |         | 39.1 | 33.3   | 36.4 | 25.0     | 44                           |
|       | 2023 | 28.6  | 14.3         | 8.0      | 12.5        | 16.7         | 0.0  | 0.0     |         | 10.5 | 15.4   | 13.3 | 18.4     | 45                           |
| 5     | 2021 | *     | *            | 13.8     | 11.1        | 0.0          | 10.0 | 4.5     |         | 7.1  | 20.8   | 15.8 | 25.7     | 38                           |
|       | 2022 | *     | *            | 41.9     | 32.3        | *            | 41.7 | 30.0    |         | 30.8 | 43.5   | 38.9 | 35.4     | 36                           |
|       | 2023 | 50.0  | 0.0          | 14.3     | 7.1         | *            | 12.5 | 12.9    |         | 13.0 | 28.6   | 20.5 | 26.1     | 44                           |
| 3-5   | 2021 | 53.8  | 8.3          | 10.3     | 10.1        | 0.0          | 4.3  | 2.6     |         | 12.8 | 17.7   | 15.6 | 18.7     | 109                          |
|       | 2022 | 63.6  | 35.3         | 31.7     | 33.0        | 31.3         | 28.9 | 26.6    |         | 40.7 | 36.8   | 38.6 | 29.0     | 127                          |
|       | 2023 | 52.0  | 5.9          | 13.4     | 13.5        | 11.8         | 8.3  | 7.8     |         | 16.4 | 23.1   | 19.7 | 21.0     | 132                          |

| NUMBER TESTED IN GRADE 3-5 |    |    |    |    |    |    |    |  |  |    |    |     |        |
|----------------------------|----|----|----|----|----|----|----|--|--|----|----|-----|--------|
| 2021                       | 13 | 12 | 78 | 79 | 17 | 23 | 39 |  |  | 47 | 62 | 109 | 17,239 |
| 2022                       | 22 | 17 | 82 | 97 | 16 | 38 | 64 |  |  | 59 | 68 | 127 | 18,671 |
| 2023                       | 25 | 17 | 82 | 89 | 17 | 36 | 64 |  |  | 67 | 65 | 132 | 19,142 |

**AVERAGE PERCENTAGE OF POINTS EARNED BY REPORTING CATEGORY**

| Grade | Year | REPORTING CATEGORY  |  |  |
|-------|------|---|--|--|
|       |      | OLD: Understanding/Analysis Across Genres<br>NEW in 2023: Reading | OLD: Literary Texts<br>NEW in 2023: Writing (Revising and Editing) | OLD: Informational Texts<br>NEW 2023: Extended Constructed Response <sup>1</sup> |
| 3     | 2021 | 84.2  | 56.2   | 62.8   |
|       | 2022 | 83.0  | 71.3   | 63.1   |
|       | 2023 | 64.6  | 46.6   | 3.0 / 10   |
| 4     | 2021 | 54.9  | 53.5   | 54.7   |
|       | 2022 | 76.7  | 73.6   | 61.9   |
|       | 2023 | 51.5  | 41.8   | 2.2 / 10   |
| 5     | 2021 | 56.9  | 62.8   | 66.5   |
|       | 2022 | 70.5  | 74.3   | 73.2   |
|       | 2023 | 61.9  | 50.9   | 3.6 / 10   |
| 3-5   | 2021 | 64.5  | 57.6   | 61.3   |
|       | 2022 | 77.3  | 73.0   | 65.5   |
|       | 2023 | 59.2  | 46.4   | 2.9 / 10   |

<sup>1</sup>Average score points on constructed responses. 0=Non-scorable or unsuccessful; 1=Ineffective; 2=Not Developed; 3=Between Not Developed and Limited; 4=Limited; 5=Between Limited and Partially Developed; 6=Partially Developed; 7=Between Partially Developed and Effective; 8=Effective; 9=Between Effective and Fully Developed; 10=Fully Developed.

**PERCENTAGE APPROACHED GRADE LEVEL STANDARD**

| Grade | Year | White | African Amer | Hispanic | Econ Disadv | Special Educ | LEP  | At Risk | Migrant | Male | Female | All  | District | Number Tested (All Students) |
|-------|------|-------|--------------|----------|-------------|--------------|------|---------|---------|------|--------|------|----------|------------------------------|
| 3     | 2021 | 80.0  | *            | 65.7     | 63.9        | 33.3         | 72.7 | 66.7    |         | 66.7 | 69.2   | 68.0 | 57.1     | 50                           |
|       | 2022 | 60.0  | 75.0         | 71.4     | 68.9        | 33.3         | 57.1 | 55.0    |         | 73.1 | 68.8   | 70.7 | 65.9     | 58                           |
|       | 2023 | 100.0 | *            | 70.7     | 70.3        | 16.7         | 68.2 | 68.2    |         | 75.9 | 73.1   | 74.5 | 68.7     | 55                           |
| 4     | 2021 | *     | *            | 39.5     | 36.6        | *            | 31.6 | 28.6    |         | 26.3 | 43.8   | 37.3 | 55.0     | 51                           |
|       | 2022 | 54.5  | 28.6         | 63.3     | 55.9        | *            | 60.0 | 55.2    |         | 54.2 | 58.3   | 56.3 | 65.8     | 48                           |
|       | 2023 | 57.1  | 28.6         | 41.7     | 42.9        | 28.6         | 38.1 | 29.4    |         | 39.1 | 47.1   | 43.9 | 69.7     | 57                           |
| 5     | 2021 | *     | *            | 54.8     | 56.4        | 12.5         | 56.5 | 48.6    |         | 50.0 | 56.7   | 54.0 | 69.3     | 50                           |
|       | 2022 | *     | *            | 76.3     | 73.0        | 57.1         | 73.7 | 70.3    |         | 64.7 | 80.8   | 74.4 | 74.9     | 43                           |
|       | 2023 | 80.0  | 83.3         | 83.3     | 80.0        | *            | 88.9 | 81.8    |         | 82.6 | 82.6   | 82.6 | 80.0     | 46                           |
| 3-5   | 2021 | 69.2  | 50.0         | 52.5     | 51.7        | 21.1         | 54.7 | 48.8    |         | 49.2 | 55.7   | 53.0 | 60.5     | 151                          |
|       | 2022 | 56.5  | 58.8         | 70.9     | 66.4        | 44.4         | 63.3 | 61.6    |         | 64.2 | 69.5   | 67.1 | 68.8     | 149                          |
|       | 2023 | 80.0  | 52.9         | 64.5     | 62.4        | 38.9         | 63.9 | 58.4    |         | 66.7 | 65.1   | 65.8 | 72.8     | 158                          |

| NUMBER TESTED IN GRADES 3-5 |    |    |     |     |    |    |    |  |  |    |    |     |        |
|-----------------------------|----|----|-----|-----|----|----|----|--|--|----|----|-----|--------|
| 2021                        | 13 | 12 | 120 | 116 | 19 | 64 | 80 |  |  | 63 | 88 | 151 | 28,221 |
| 2022                        | 23 | 17 | 103 | 116 | 18 | 60 | 86 |  |  | 67 | 82 | 149 | 28,707 |
| 2023                        | 25 | 17 | 107 | 109 | 18 | 61 | 89 |  |  | 75 | 83 | 158 | 27,874 |

**NUMBER NOT APPROACHED GRADE LEVEL STANDARD**

| Grade | Year | White | African Amer | Hispanic | Econ Disadv | Special Educ | LEP | At Risk | Migrant | Male | Female | All | District | Number Tested (All Students) |
|-------|------|-------|--------------|----------|-------------|--------------|-----|---------|---------|------|--------|-----|----------|------------------------------|
| 3     | 2021 | 2     | *            | 12       | 13          | 4            | 6   | 8       |         | 8    | 8      | 16  | 4,023    | 50                           |
|       | 2022 | 4     | 2            | 10       | 14          | 4            | 9   | 9       |         | 7    | 10     | 17  | 3,258    | 58                           |
|       | 2023 | 0     | *            | 12       | 11          | 5            | 7   | 7       |         | 7    | 7      | 14  | 2,924    | 55                           |
| 4     | 2021 | *     | *            | 26       | 26          | *            | 13  | 15      |         | 14   | 18     | 32  | 4,186    | 51                           |
|       | 2022 | 5     | 5            | 11       | 15          | *            | 8   | 13      |         | 11   | 10     | 21  | 3,297    | 48                           |
|       | 2023 | 3     | 5            | 21       | 24          | 5            | 13  | 24      |         | 14   | 18     | 32  | 2,801    | 57                           |
| 5     | 2021 | *     | *            | 19       | 17          | 7            | 10  | 18      |         | 10   | 13     | 23  | 2,927    | 50                           |
|       | 2022 | *     | *            | 9        | 10          | 3            | 5   | 11      |         | 6    | 5      | 11  | 2,389    | 43                           |
|       | 2023 | 2     | 1            | 5        | 6           | *            | 2   | 6       |         | 4    | 4      | 8   | 1,855    | 46                           |
| 3-5   | 2021 | 4     | 6            | 57       | 56          | 15           | 29  | 41      |         | 32   | 39     | 71  | 11,136   | 151                          |
|       | 2022 | 10    | 7            | 30       | 39          | 10           | 22  | 33      |         | 24   | 25     | 49  | 8,944    | 149                          |
|       | 2023 | 5     | 8            | 38       | 41          | 11           | 22  | 37      |         | 25   | 29     | 54  | 7,580    | 158                          |

| NUMBER TESTED IN GRADES 3-5 |    |    |     |     |    |    |    |  |  |    |    |     |        |
|-----------------------------|----|----|-----|-----|----|----|----|--|--|----|----|-----|--------|
| 2021                        | 13 | 12 | 120 | 116 | 19 | 64 | 80 |  |  | 63 | 88 | 151 | 28,221 |
| 2022                        | 23 | 17 | 103 | 116 | 18 | 60 | 86 |  |  | 67 | 82 | 149 | 28,707 |
| 2023                        | 25 | 17 | 107 | 109 | 18 | 61 | 89 |  |  | 75 | 83 | 158 | 27,874 |



**PERCENTAGE MET GRADE LEVEL STANDARD**

| Grade | Year | White | African Amer | Hispanic | Econ Disadv | Special Educ | LEP  | At Risk | Migrant | Male | Female | All  | District | Number Tested (All Students) |
|-------|------|-------|--------------|----------|-------------|--------------|------|---------|---------|------|--------|------|----------|------------------------------|
| 3     | 2021 | 70.0  | *            | 25.7     | 22.2        | 16.7         | 22.7 | 20.8    |         | 33.3 | 30.8   | 32.0 | 25.6     | 50                           |
|       | 2022 | 40.0  | 25.0         | 40.0     | 37.8        | 33.3         | 33.3 | 30.0    |         | 46.2 | 31.3   | 37.9 | 37.6     | 58                           |
|       | 2023 | 100.0 | *            | 31.7     | 35.1        | 0.0          | 31.8 | 31.8    |         | 48.3 | 34.6   | 41.8 | 41.0     | 55                           |
| 4     | 2021 | *     | *            | 9.3      | 12.2        | *            | 0.0  | 0.0     |         | 10.5 | 9.4    | 9.8  | 30.1     | 51                           |
|       | 2022 | 45.5  | 0.0          | 20.0     | 14.7        | *            | 25.0 | 17.2    |         | 25.0 | 20.8   | 22.9 | 37.0     | 48                           |
|       | 2023 | 42.9  | 14.3         | 19.4     | 19.0        | 14.3         | 14.3 | 8.8     |         | 26.1 | 23.5   | 24.6 | 45.7     | 57                           |
| 5     | 2021 | *     | *            | 23.8     | 25.6        | 0.0          | 26.1 | 17.1    |         | 30.0 | 20.0   | 24.0 | 42.7     | 50                           |
|       | 2022 | *     | *            | 39.5     | 29.7        | 14.3         | 31.6 | 27.0    |         | 23.5 | 42.3   | 34.9 | 46.9     | 43                           |
|       | 2023 | 70.0  | 0.0          | 33.3     | 23.3        | *            | 50.0 | 30.3    |         | 39.1 | 34.8   | 37.0 | 50.4     | 46                           |
| 3-5   | 2021 | 61.5  | 16.7         | 19.2     | 19.8        | 5.3          | 17.2 | 13.8    |         | 25.4 | 19.3   | 21.9 | 32.8     | 151                          |
|       | 2022 | 39.1  | 11.8         | 34.0     | 28.4        | 22.2         | 30.0 | 24.4    |         | 32.8 | 31.7   | 32.2 | 40.5     | 149                          |
|       | 2023 | 72.0  | 11.8         | 28.0     | 25.7        | 16.7         | 31.1 | 22.5    |         | 38.7 | 30.1   | 34.2 | 45.7     | 158                          |

| NUMBER TESTED IN GRADES 3-5 |    |    |     |     |    |    |    |  |    |    |     |        |  |
|-----------------------------|----|----|-----|-----|----|----|----|--|----|----|-----|--------|--|
| 2021                        | 13 | 12 | 120 | 116 | 19 | 64 | 80 |  | 63 | 88 | 151 | 28,221 |  |
| 2022                        | 23 | 17 | 103 | 116 | 18 | 60 | 86 |  | 67 | 82 | 149 | 28,707 |  |
| 2023                        | 25 | 17 | 107 | 109 | 18 | 61 | 89 |  | 75 | 83 | 158 | 27,874 |  |

**PERCENTAGE MASTERED GRADE LEVEL STANDARD**

| Grade | Year | White | African Amer | Hispanic | Econ Disadv | Special Educ | LEP  | At Risk | Migrant | Male | Female | All  | District | Number Tested (All Students) |
|-------|------|-------|--------------|----------|-------------|--------------|------|---------|---------|------|--------|------|----------|------------------------------|
| 3     | 2021 | 60.0  | *            | 5.7      | 8.3         | 0.0          | 4.5  | 4.2     |         | 16.7 | 15.4   | 16.0 | 11.6     | 50                           |
|       | 2022 | 30.0  | 0.0          | 20.0     | 11.1        | 0.0          | 14.3 | 15.0    |         | 30.8 | 6.3    | 17.2 | 17.9     | 58                           |
|       | 2023 | 62.5  | *            | 12.2     | 8.1         | 0.0          | 9.1  | 9.1     |         | 20.7 | 15.4   | 18.2 | 15.6     | 55                           |
| 4     | 2021 | *     | *            | 0.0      | 0.0         | *            | 0.0  | 0.0     |         | 0.0  | 0.0    | 0.0  | 16.4     | 51                           |
|       | 2022 | 36.4  | 0.0          | 6.7      | 5.9         | *            | 10.0 | 6.9     |         | 12.5 | 12.5   | 12.5 | 18.5     | 48                           |
|       | 2023 | 28.6  | 0.0          | 0.0      | 0.0         | 0.0          | 0.0  | 0.0     |         | 4.3  | 2.9    | 3.5  | 19.3     | 57                           |
| 5     | 2021 | *     | *            | 11.9     | 10.3        | 0.0          | 13.0 | 8.6     |         | 5.0  | 16.7   | 12.0 | 22.7     | 50                           |
|       | 2022 | *     | *            | 18.4     | 18.9        | 0.0          | 10.5 | 8.1     |         | 17.6 | 15.4   | 16.3 | 23.8     | 43                           |
|       | 2023 | 30.0  | 0.0          | 3.3      | 3.3         | *            | 5.6  | 3.0     |         | 13.0 | 4.3    | 8.7  | 19.0     | 46                           |
| 3-5   | 2021 | 53.8  | 0.0          | 5.8      | 6.0         | 0.0          | 6.3  | 5.0     |         | 7.9  | 10.2   | 9.3  | 16.9     | 151                          |
|       | 2022 | 30.4  | 0.0          | 15.5     | 12.1        | 0.0          | 11.7 | 9.3     |         | 20.9 | 11.0   | 15.4 | 20.1     | 149                          |
|       | 2023 | 40.0  | 0.0          | 5.6      | 3.7         | 5.6          | 4.9  | 3.4     |         | 13.3 | 7.2    | 10.1 | 18.0     | 158                          |

| NUMBER TESTED IN GRADE 3-5 |    |    |     |     |    |    |    |  |    |    |     |        |  |
|----------------------------|----|----|-----|-----|----|----|----|--|----|----|-----|--------|--|
| 2021                       | 13 | 12 | 120 | 116 | 19 | 64 | 80 |  | 63 | 88 | 151 | 28,221 |  |
| 2022                       | 23 | 17 | 103 | 116 | 18 | 60 | 86 |  | 67 | 82 | 149 | 28,707 |  |
| 2023                       | 25 | 17 | 107 | 109 | 18 | 61 | 89 |  | 75 | 83 | 158 | 27,874 |  |

## AVERAGE PERCENTAGE OF POINTS EARNED BY REPORTING CATEGORY

| Grade | Year | REPORTING CATEGORY                             |   |                             |  |
|-------|------|--|---|-----------------------------|--|
|       |      | 1. Numerical Representations and Relationships | 2. Computations and Algebraic Relationships | 3. Geometry and Measurement | 4. Data Analysis and Personal Financial Literacy |
| 3     | 2021 | 66.3   | 60.0  | 54.3                        | 65.0   |
|       | 2022 | 75.6   | 57.7  | 53.9                        | 44.8   |
|       | 2023 | 49.8   | 48.2  | 49.1                        | 71.3   |
| 4     | 2021 | 48.4   | 43.5  | 40.2                        | 30.9   |
|       | 2022 | 58.6   | 51.1  | 55.6                        | 43.8   |
|       | 2023 | 45.2   | 32.9  | 39.9                        | 56.1   |
| 5     | 2021 | 47.3   | 54.9  | 49.3                        | 47.5   |
|       | 2022 | 70.9   | 56.0  | 69.8                        | 53.5   |
|       | 2023 | 56.5   | 49.9  | 40.1                        | 53.8   |
| 3-5   | 2021 | 53.9   | 52.7  | 47.9                        | 47.7   |
|       | 2022 | 68.8   | 55.1  | 59.1                        | 47.0   |
|       | 2023 | 50.1   | 43.2  | 43.1                        | 60.7   |

**PERCENTAGE APPROACHED GRADE LEVEL STANDARD**

| Grade | Year | White | African Amer | Hispanic | Econ Disadv | Special Educ | LEP  | At Risk | Migrant | Male | Female | All  | District | Number Tested (All Students) |
|-------|------|-------|--------------|----------|-------------|--------------|------|---------|---------|------|--------|------|----------|------------------------------|
| 5     | 2021 | *     | *            | 44.8     | 40.7        | 33.3         | 40.0 | 27.3    |         | 42.9 | 45.8   | 44.7 | 54.9     | 38                           |
|       | 2022 | *     | *            | 64.7     | 54.5        | *            | 66.7 | 57.6    |         | 66.7 | 58.3   | 61.5 | 60.4     | 39                           |
|       | 2023 | 60.0  | 16.7         | 33.3     | 23.3        | *            | 44.4 | 27.3    |         | 34.8 | 39.1   | 37.0 | 59.1     | 46                           |

| NUMBER TESTED IN GRADE 5 |    |   |    |    |   |    |    |  |    |    |    |       |  |
|--------------------------|----|---|----|----|---|----|----|--|----|----|----|-------|--|
| 2021                     | 2  | 4 | 29 | 27 | 6 | 10 | 22 |  | 14 | 24 | 38 | 8,469 |  |
| 2022                     | 2  | 2 | 34 | 33 | 5 | 15 | 33 |  | 15 | 24 | 39 | 8,751 |  |
| 2023                     | 10 | 6 | 30 | 30 | 5 | 18 | 33 |  | 23 | 23 | 46 | 8,639 |  |

**NUMBER NOT APPROACHED GRADE LEVEL STANDARD**

| Grade | Year | White | African Amer | Hispanic | Econ Disadv | Special Educ | LEP | At Risk | Migrant | Male | Female | All | District | Number Tested (All Students) |
|-------|------|-------|--------------|----------|-------------|--------------|-----|---------|---------|------|--------|-----|----------|------------------------------|
| 5     | 2021 | *     | *            | 16       | 16          | 4            | 6   | 16      |         | 8    | 13     | 21  | 3820     | 38                           |
|       | 2022 | *     | *            | 12       | 15          | *            | 5   | 14      |         | 5    | 10     | 15  | 3468     | 39                           |
|       | 2023 | 4     | 5            | 20       | 23          | *            | 10  | 24      |         | 15   | 14     | 29  | 3537     | 46                           |

| NUMBER TESTED IN GRADE 5 |    |   |    |    |   |    |    |  |    |    |    |       |  |
|--------------------------|----|---|----|----|---|----|----|--|----|----|----|-------|--|
| 2021                     | 2  | 4 | 29 | 27 | 6 | 10 | 22 |  | 14 | 24 | 38 | 8,469 |  |
| 2022                     | 2  | 2 | 34 | 33 | 5 | 15 | 33 |  | 15 | 24 | 39 | 8,751 |  |
| 2023                     | 10 | 6 | 30 | 30 | 5 | 18 | 33 |  | 23 | 23 | 46 | 8,639 |  |

**PERCENTAGE MET GRADE LEVEL STANDARD**

| Grade | Year | White | African Amer | Hispanic | Econ Disadv | Special Educ | LEP  | At Risk | Migrant | Male | Female | All  | District | Number Tested (All Students) |
|-------|------|-------|--------------|----------|-------------|--------------|------|---------|---------|------|--------|------|----------|------------------------------|
| 5     | 2021 | *     | *            | 6.9      | 11.1        | 16.7         | 10.0 | 4.5     |         | 0.0  | 16.7   | 10.5 | 23.4     | 38                           |
|       | 2022 | *     | *            | 32.4     | 27.3        | *            | 26.7 | 18.2    |         | 26.7 | 29.2   | 28.2 | 33.0     | 39                           |
|       | 2023 | 40.0  | 16.7         | 6.7      | 6.7         | *            | 11.1 | 9.1     |         | 26.1 | 4.3    | 15.2 | 29.4     | 46                           |

| NUMBER TESTED IN GRADE 5 |    |   |    |    |   |    |    |  |    |    |    |       |  |
|--------------------------|----|---|----|----|---|----|----|--|----|----|----|-------|--|
| 2021                     | 2  | 4 | 29 | 27 | 6 | 10 | 22 |  | 14 | 24 | 38 | 8,469 |  |
| 2022                     | 2  | 2 | 34 | 33 | 5 | 15 | 33 |  | 15 | 24 | 39 | 8,751 |  |
| 2023                     | 10 | 6 | 30 | 30 | 5 | 18 | 33 |  | 23 | 23 | 46 | 8,639 |  |

**PERCENTAGE MASTERED GRADE LEVEL STANDARD**

| Grade | Year | White | African Amer | Hispanic | Econ Disadv | Special Educ | LEP  | At Risk | Migrant | Male | Female | All  | District | Number Tested (All Students) |
|-------|------|-------|--------------|----------|-------------|--------------|------|---------|---------|------|--------|------|----------|------------------------------|
| 5     | 2021 | *     | *            | 3.4      | 3.7         | 0.0          | 10.0 | 4.5     |         | 0.0  | 8.3    | 5.3  | 8.9      | 38                           |
|       | 2022 | *     | *            | 14.7     | 12.1        | *            | 6.7  | 9.1     |         | 13.3 | 12.5   | 12.8 | 13.7     | 39                           |
|       | 2023 | 30.0  | 0.0          | 0.0      | 0.0         | *            | 0.0  | 0.0     |         | 13.0 | 0.0    | 6.5  | 11.9     | 46                           |

| NUMBER TESTED IN GRADE 5 |    |   |    |    |   |    |    |  |    |    |    |       |  |
|--------------------------|----|---|----|----|---|----|----|--|----|----|----|-------|--|
| 2021                     | 2  | 4 | 29 | 27 | 6 | 10 | 22 |  | 14 | 24 | 38 | 8,469 |  |
| 2022                     | 2  | 2 | 34 | 33 | 5 | 15 | 33 |  | 15 | 24 | 39 | 8,751 |  |
| 2023                     | 10 | 6 | 30 | 30 | 5 | 18 | 33 |  | 23 | 23 | 46 | 8,639 |  |

**AVERAGE PERCENTAGE OF POINTS EARNED BY REPORTING CATEGORY**

| Grade | Year | REPORTING CATEGORY   |                                 |                    |                                  |
|-------|------|----------------------|---------------------------------|--------------------|----------------------------------|
|       |      | 1. Matter and Energy | 2. Force, Motion,<br>and Energy | 3. Earth and Space | 4. Organisms and<br>Environments |
| 5     | 2021 | 56.6                 | 46.4                            | 52.9               | 50.2                             |
|       | 2022 | 67.1                 | 66.0                            | 61.3               | 60.0                             |
|       | 2023 | 42.0                 | 42.5                            | 35.2               | 54.2                             |



**PERCENTAGE APPROACHED GRADE LEVEL STANDARD**

| Grade | Year | White | African Amer | Hispanic | Econ Disadv | Special Educ | LEP  | At Risk | Migrant | Male | Female | All  | District | Number Tested (All Students) |
|-------|------|-------|--------------|----------|-------------|--------------|------|---------|---------|------|--------|------|----------|------------------------------|
| 3     | 2021 |       |              | 61.1     | 60.0        |              | 61.1 | 61.1    |         | *    | 69.2   | 61.1 | 58.9     | 18                           |
|       | 2022 | *     |              | 33.3     | 21.4        | *            | 31.3 | 31.3    |         | *    | 33.3   | 31.3 | 59.7     | 16                           |
|       | 2023 |       |              | 37.5     | 45.5        |              | 40.0 | 50.0    |         | 50.0 | 30.0   | 37.5 | 58.4     | 16                           |
| 4     | 2021 |       |              | 26.7     | 30.8        |              | 28.6 | 28.6    |         | 33.3 | 22.2   | 26.7 | 57.2     | 15                           |
|       | 2022 |       |              | 40.0     | 44.4        |              | 40.0 | 50.0    |         | *    | 28.6   | 40.0 | 56.1     | 10                           |
|       | 2023 |       |              | 18.2     | 20.0        | *            | 16.7 | 16.7    |         | *    | 12.5   | 16.7 | 58.3     | 12                           |
| 5     | 2021 |       |              | 66.7     | 64.3        | *            | 66.7 | 66.7    |         | 75.0 | 57.1   | 66.7 | 83.5     | 15                           |
|       | 2022 |       |              | 30.0     | 22.2        | *            | 30.0 | 33.3    |         | 33.3 | *      | 30.0 | 71.2     | 10                           |
|       | 2023 |       |              | 66.7     | 66.7        |              | 66.7 | 66.7    |         | *    | *      | 66.7 | 69.5     | 6                            |
| 3-5   | 2021 |       |              | 52.1     | 52.4        | *            | 53.2 | 53.2    |         | 52.6 | 51.7   | 52.1 | 66.2     | 48                           |
|       | 2022 | *     |              | 34.3     | 28.1        | *            | 33.3 | 36.4    |         | 38.5 | 30.4   | 33.3 | 62.1     | 36                           |
|       | 2023 |       |              | 36.4     | 40.7        | *            | 36.4 | 40.0    |         | 45.5 | 30.4   | 35.3 | 61.9     | 34                           |

| NUMBER TESTED IN GRADES 3-5 |   |  |    |    |   |    |    |  |    |    |    |        |  |
|-----------------------------|---|--|----|----|---|----|----|--|----|----|----|--------|--|
| 2021                        |   |  | 48 | 42 | 2 | 47 | 47 |  | 19 | 29 | 48 | 11,563 |  |
| 2022                        | 1 |  | 35 | 32 | 3 | 36 | 33 |  | 13 | 23 | 36 | 10,782 |  |
| 2023                        |   |  | 33 | 27 | 1 | 33 | 30 |  | 11 | 23 | 34 | 9,691  |  |

**NUMBER NOT APPROACHED GRADE LEVEL STANDARD**

| Grade | Year | White | African Amer | Hispanic | Econ Disadv | Special Educ | LEP | At Risk | Migrant | Male | Female | All | District | Number Tested (All Students) |
|-------|------|-------|--------------|----------|-------------|--------------|-----|---------|---------|------|--------|-----|----------|------------------------------|
| 3     | 2021 |       |              | 7        | 6           |              | 7   | 7       |         | *    | 4      | 7   | 1,677    | 18                           |
|       | 2022 | *     |              | 10       | 11          | *            | 11  | 11      |         | *    | 8      | 11  | 1,516    | 16                           |
|       | 2023 |       |              | 10       | 6           |              | 9   | 6       |         | 3    | 7      | 10  | 1,457    | 16                           |
| 4     | 2021 |       |              | 11       | 9           |              | 10  | 10      |         | 4    | 7      | 11  | 1,630    | 15                           |
|       | 2022 |       |              | 6        | 5           |              | 6   | 4       |         | *    | 5      | 6   | 1,578    | 10                           |
|       | 2023 |       |              | 9        | 8           | *            | 10  | 10      |         | *    | 7      | 10  | 1,300    | 12                           |
| 5     | 2021 |       |              | 5        | 5           | *            | 5   | 5       |         | 2    | 3      | 5   | 605      | 15                           |
|       | 2022 |       |              | 7        | 7           | *            | 7   | 6       |         | 4    | *      | 7   | 987      | 10                           |
|       | 2023 |       |              | 2        | 2           |              | 2   | 2       |         | *    | *      | 2   | 937      | 6                            |
| 3-5   | 2021 |       |              | 23       | 20          | *            | 22  | 22      |         | 9    | 14     | 23  | 3,912    | 48                           |
|       | 2022 | *     |              | 23       | 23          | *            | 24  | 21      |         | 8    | 16     | 24  | 4,081    | 36                           |
|       | 2023 |       |              | 21       | 16          | *            | 21  | 18      |         | 6    | 16     | 22  | 3,694    | 34                           |

| NUMBER TESTED IN GRADES 3-5 |   |  |    |    |   |    |    |  |  |    |    |    |        |
|-----------------------------|---|--|----|----|---|----|----|--|--|----|----|----|--------|
| 2021                        |   |  | 48 | 42 | 2 | 47 | 47 |  |  | 19 | 29 | 48 | 11,563 |
| 2022                        | 1 |  | 35 | 32 | 3 | 36 | 33 |  |  | 13 | 23 | 36 | 10,782 |
| 2023                        |   |  | 33 | 27 | 1 | 33 | 30 |  |  | 11 | 23 | 34 | 9,691  |

**PERCENTAGE MET GRADE LEVEL STANDARD**

| Grade | Year | White | African Amer | Hispanic | Econ Disadv | Special Educ | LEP  | At Risk | Migrant | Male | Female | All  | District | Number Tested (All Students) |
|-------|------|-------|--------------|----------|-------------|--------------|------|---------|---------|------|--------|------|----------|------------------------------|
| 3     | 2021 |       |              | 33.3     | 26.7        |              | 33.3 | 33.3    |         | *    | 38.5   | 33.3 | 32.1     | 18                           |
|       | 2022 | *     |              | 13.3     | 14.3        | *            | 12.5 | 12.5    |         | *    | 8.3    | 12.5 | 30.6     | 16                           |
|       | 2023 |       |              | 31.3     | 36.4        |              | 33.3 | 41.7    |         | 50.0 | 20.0   | 31.3 | 31.0     | 16                           |
| 4     | 2021 |       |              | 13.3     | 15.4        |              | 14.3 | 14.3    |         | 16.7 | 11.1   | 13.3 | 32.3     | 15                           |
|       | 2022 |       |              | 10.0     | 11.1        |              | 10.0 | 12.5    |         | *    | 0.0    | 10.0 | 36.0     | 10                           |
|       | 2023 |       |              | 0.0      | 0.0         | *            | 0.0  | 0.0     |         | *    | 0.0    | 0.0  | 39.0     | 12                           |
| 5     | 2021 |       |              | 46.7     | 42.9        | *            | 46.7 | 46.7    |         | 50.0 | 42.9   | 46.7 | 59.0     | 15                           |
|       | 2022 |       |              | 20.0     | 11.1        | *            | 20.0 | 22.2    |         | 16.7 | *      | 20.0 | 41.7     | 10                           |
|       | 2023 |       |              | 16.7     | 16.7        |              | 16.7 | 16.7    |         | *    | *      | 16.7 | 43.4     | 6                            |
| 3-5   | 2021 |       |              | 31.3     | 28.6        | *            | 31.9 | 31.9    |         | 31.6 | 31.0   | 31.3 | 40.7     | 48                           |
|       | 2022 | *     |              | 14.3     | 12.5        | *            | 13.9 | 15.2    |         | 23.1 | 8.7    | 13.9 | 35.9     | 36                           |
|       | 2023 |       |              | 18.2     | 18.5        | *            | 18.2 | 20.0    |         | 36.4 | 8.7    | 17.6 | 37.5     | 34                           |

| NUMBER TESTED IN GRADES 3-5 |   |  |    |    |   |    |    |  |    |    |    |        |  |
|-----------------------------|---|--|----|----|---|----|----|--|----|----|----|--------|--|
| 2021                        |   |  | 48 | 42 | 2 | 47 | 47 |  | 19 | 29 | 48 | 11,563 |  |
| 2022                        | 1 |  | 35 | 32 | 3 | 36 | 33 |  | 13 | 23 | 36 | 10,782 |  |
| 2023                        |   |  | 33 | 27 | 1 | 33 | 30 |  | 11 | 23 | 34 | 9,691  |  |

**PERCENTAGE MASTERED GRADE LEVEL STANDARD**

| Grade | Year | White | African Amer | Hispanic | Econ Disadv | Special Educ | LEP  | At Risk | Migrant | Male | Female | All  | District | Number Tested (All Students) |
|-------|------|-------|--------------|----------|-------------|--------------|------|---------|---------|------|--------|------|----------|------------------------------|
| 3     | 2021 |       |              | 11.1     | 6.7         |              | 11.1 | 11.1    |         | *    | 15.4   | 11.1 | 20.7     | 18                           |
|       | 2022 | *     |              | 0.0      | 0.0         | *            | 0.0  | 0.0     |         | *    | 0.0    | 0.0  | 18.5     | 16                           |
|       | 2023 |       |              | 12.5     | 18.2        |              | 13.3 | 16.7    |         | 16.7 | 10.0   | 12.5 | 17.8     | 16                           |
| 4     | 2021 |       |              | 0.0      | 0.0         |              | 0.0  | 0.0     |         | 0.0  | 0.0    | 0.0  | 16.9     | 15                           |
|       | 2022 |       |              | 10.0     | 11.1        |              | 10.0 | 12.5    |         | *    | 0.0    | 10.0 | 21.4     | 10                           |
|       | 2023 |       |              | 0.0      | 0.0         | *            | 0.0  | 0.0     |         | *    | 0.0    | 0.0  | 19.1     | 12                           |
| 5     | 2021 |       |              | 33.3     | 28.6        | *            | 33.3 | 33.3    |         | 37.5 | 28.6   | 33.3 | 32.4     | 15                           |
|       | 2022 |       |              | 0.0      | 0.0         | *            | 0.0  | 0.0     |         | 0.0  | *      | 0.0  | 18.4     | 10                           |
|       | 2023 |       |              | 0.0      | 0.0         |              | 0.0  | 0.0     |         | *    | *      | 0.0  | 21.6     | 6                            |
| 3-5   | 2021 |       |              | 14.6     | 11.9        | *            | 14.9 | 14.9    |         | 15.8 | 13.8   | 14.6 | 23.2     | 48                           |
|       | 2022 | *     |              | 2.9      | 3.1         | *            | 2.8  | 3.0     |         | 7.7  | 0.0    | 2.8  | 19.4     | 36                           |
|       | 2023 |       |              | 6.1      | 7.4         | *            | 6.1  | 6.7     |         | 9.1  | 4.3    | 5.9  | 19.4     | 34                           |

| NUMBER TESTED IN GRADE 3-5 |   |  |    |    |   |    |    |  |    |    |    |        |  |
|----------------------------|---|--|----|----|---|----|----|--|----|----|----|--------|--|
| 2021                       |   |  | 48 | 42 | 2 | 47 | 47 |  | 19 | 29 | 48 | 11,563 |  |
| 2022                       | 1 |  | 35 | 32 | 3 | 36 | 33 |  | 13 | 23 | 36 | 10,782 |  |
| 2023                       |   |  | 33 | 27 | 1 | 33 | 30 |  | 11 | 23 | 34 | 9,691  |  |

## AVERAGE PERCENTAGE OF POINTS EARNED BY REPORTING CATEGORY

| Grade | Year | REPORTING CATEGORY                                       |  |  |
|-------|------|--|--|--|
|       |      | OLD: Understanding Across Genres<br>NEW in 2023: Reading | OLD: Literary Texts<br>NEW in 2023: Writing (Revising and Editing) | OLD: Informational Texts<br>NEW 2023: Extended Constructed Response <sup>1</sup> |
| 3     | 2021 | 65.6   | 54.8   | 47.2   |
|       | 2022 | 68.8   | 37.5   | 38.4   |
|       | 2023 | 50.5   | 35.1   | 1.2 / 10   |
| 4     | 2021 | 40.0   | 44.9   | 44.1   |
|       | 2022 | 38.8   | 48.7   | 57.7   |
|       | 2023 | 42.3   | 23.1   | 0.5 / 10   |
| 5     | 2021 | 62.5   | 71.7   | 56.7   |
|       | 2022 | 31.3   | 47.5   | 46.4   |
|       | 2023 | 57.7   | 39.7   | 2.8 / 10   |
| 3-5   | 2021 | 56.6   | 57.0   | 49.2   |
|       | 2022 | 50.0   | 43.4   | 46.0   |
|       | 2023 | 48.9   | 31.7   | 1.2 / 10   |

<sup>1</sup>Average score points on constructed responses.

0=Non-scorable or unsuccessful; 1=Ineffective; 2=Not Developed; 3=Between Not Developed and Limited; 4=Limited; 5=Between Limited and Partially Developed; 6=Partially Developed; 7=Between Partially Developed and Effective; 8=Effective; 9=Between Effective and Fully Developed; 10=Fully Developed.

**PERCENTAGE APPROACHED GRADE LEVEL STANDARD**

| Grade | Year | White | African Amer | Hispanic | Econ Disadv | Special Educ | LEP  | At Risk | Migrant | Male | Female | All  | District | Number Tested (All Students) |
|-------|------|-------|--------------|----------|-------------|--------------|------|---------|---------|------|--------|------|----------|------------------------------|
| 3     | 2021 |       |              | *        | *           |              | *    | *       |         | *    | *      | *    | 37.7     | 2                            |
|       | 2022 |       |              | *        | *           | *            | *    | *       |         | *    | *      | *    | 41.5     | 5                            |
|       | 2023 |       |              | *        | *           |              | *    | *       |         | *    | *      | *    | 48.2     | 4                            |
| 4     | 2021 |       |              | *        | *           |              | *    | *       |         | *    | *      | *    | 29.8     | 2                            |
|       | 2022 |       |              | *        | *           |              | *    | *       |         | *    | *      | *    | 30.9     | 5                            |
|       | 2023 |       |              |          |             |              |      |         |         |      |        |      | 42.2     | 0                            |
| 5     | 2021 |       |              | *        | *           |              | *    | *       |         | *    |        | *    | 48.0     | 2                            |
|       | 2022 |       |              | *        | *           |              | *    | *       |         | *    | *      | *    | 43.4     | 3                            |
|       | 2023 |       |              | *        | *           |              | *    | *       |         | *    | *      | *    | 56.1     | 4                            |
| 3-5   | 2021 |       |              | 33.3     | *           |              | 33.3 | 33.3    |         | *    | *      | 33.3 | 38.7     | 6                            |
|       | 2022 |       |              | 30.8     | 33.3        | *            | 30.8 | 40.0    |         | *    | 12.5   | 30.8 | 38.7     | 13                           |
|       | 2023 |       |              | 25.0     | 28.6        |              | 25.0 | *       |         | *    | *      | 25.0 | 49.0     | 8                            |

| NUMBER TESTED IN GRADES 3-5 |  |  |    |    |   |    |    |  |   |   |    |     |  |
|-----------------------------|--|--|----|----|---|----|----|--|---|---|----|-----|--|
| 2021                        |  |  | 6  | 4  |   | 6  | 6  |  | 4 | 2 | 6  | 641 |  |
| 2022                        |  |  | 13 | 12 | 1 | 13 | 10 |  | 5 | 8 | 13 | 759 |  |
| 2023                        |  |  | 8  | 7  |   | 8  | 5  |  | 3 | 5 | 8  | 992 |  |

**NUMBER NOT APPROACHED GRADE LEVEL STANDARD**

| Grade | Year | White | African Amer | Hispanic | Econ Disadv | Special Educ | LEP | At Risk | Migrant | Male | Female | All | District | Number Tested (All Students) |
|-------|------|-------|--------------|----------|-------------|--------------|-----|---------|---------|------|--------|-----|----------|------------------------------|
| 3     | 2021 |       |              | *        | *           |              | *   | *       |         | *    | *      | *   | 132      | 2                            |
|       | 2022 |       |              | *        | *           | *            | *   | *       |         | *    | *      | *   | 131      | 5                            |
|       | 2023 |       |              | *        | *           |              | *   | *       |         | *    | *      | *   | 158      | 4                            |
| 4     | 2021 |       |              | *        | *           |              | *   | *       |         | *    | *      | *   | 146      | 2                            |
|       | 2022 |       |              | *        | *           |              | *   | *       |         | *    | *      | *   | 172      | 5                            |
|       | 2023 |       |              |          |             |              |     |         |         |      |        |     | 193      | 0                            |
| 5     | 2021 |       |              | *        | *           |              | *   | *       |         | *    |        | *   | 115      | 2                            |
|       | 2022 |       |              | *        | *           |              | *   | *       |         | *    | *      | *   | 162      | 3                            |
|       | 2023 |       |              | *        | *           |              | *   | *       |         | *    | *      | *   | 155      | 4                            |
| 3-5   | 2021 |       |              | 4        | *           |              | 4   | 4       |         | *    | *      | 4   | 393      | 6                            |
|       | 2022 |       |              | 9        | 8           | *            | 9   | 6       |         | *    | 7      | 9   | 465      | 13                           |
|       | 2023 |       |              | 6        | 5           |              | 6   | *       |         | *    | *      | 6   | 506      | 8                            |

| NUMBER TESTED IN GRADES 3-5 |  |  |    |    |   |    |    |  |   |   |    |     |  |
|-----------------------------|--|--|----|----|---|----|----|--|---|---|----|-----|--|
| 2021                        |  |  | 6  | 4  |   | 6  | 6  |  | 4 | 2 | 6  | 641 |  |
| 2022                        |  |  | 13 | 12 | 1 | 13 | 10 |  | 5 | 8 | 13 | 759 |  |
| 2023                        |  |  | 8  | 7  |   | 8  | 5  |  | 3 | 5 | 8  | 992 |  |

**PERCENTAGE MET GRADE LEVEL STANDARD**

| Grade | Year | White | African Amer | Hispanic | Econ Disadv | Special Educ | LEP  | At Risk | Migrant | Male | Female | All  | District | Number Tested (All Students) |
|-------|------|-------|--------------|----------|-------------|--------------|------|---------|---------|------|--------|------|----------|------------------------------|
| 3     | 2021 |       |              | *        | *           |              | *    | *       |         | *    | *      | *    | 10.4     | 2                            |
|       | 2022 |       |              | *        | *           | *            | *    | *       |         | *    | *      | *    | 13.4     | 5                            |
|       | 2023 |       |              | *        | *           |              | *    | *       |         | *    | *      | *    | 13.1     | 4                            |
| 4     | 2021 |       |              | *        | *           |              | *    | *       |         | *    | *      | *    | 10.1     | 2                            |
|       | 2022 |       |              | *        | *           |              | *    | *       |         | *    | *      | *    | 9.6      | 5                            |
|       | 2023 |       |              |          |             |              |      |         |         |      |        |      | 15.0     | 0                            |
| 5     | 2021 |       |              | *        | *           |              | *    | *       |         | *    | *      | *    | 23.5     | 2                            |
|       | 2022 |       |              | *        | *           |              | *    | *       |         | *    | *      | *    | 17.8     | 3                            |
|       | 2023 |       |              | *        | *           |              | *    | *       |         | *    | *      | *    | 21.2     | 4                            |
| 3-5   | 2021 |       |              | 16.7     | *           |              | 16.7 | 16.7    |         | *    | *      | 16.7 | 14.8     | 6                            |
|       | 2022 |       |              | 15.4     | 16.7        | *            | 15.4 | 20.0    |         | *    | 0.0    | 15.4 | 13.8     | 13                           |
|       | 2023 |       |              | 12.5     | 14.3        |              | 12.5 | *       |         | *    | *      | 12.5 | 16.6     | 8                            |

| NUMBER TESTED IN GRADES 3-5 |  |  |    |    |   |    |    |  |   |   |    |     |  |
|-----------------------------|--|--|----|----|---|----|----|--|---|---|----|-----|--|
| 2021                        |  |  | 6  | 4  |   | 6  | 6  |  | 4 | 2 | 6  | 641 |  |
| 2022                        |  |  | 13 | 12 | 1 | 13 | 10 |  | 5 | 8 | 13 | 759 |  |
| 2023                        |  |  | 8  | 7  |   | 8  | 5  |  | 3 | 5 | 8  | 992 |  |



**PERCENTAGE MASTERED GRADE LEVEL STANDARD**

| Grade | Year | White | African Amer | Hispanic | Econ Disadv | Special Educ | LEP | At Risk | Migrant | Male | Female | All | District | Number Tested (All Students) |
|-------|------|-------|--------------|----------|-------------|--------------|-----|---------|---------|------|--------|-----|----------|------------------------------|
| 3     | 2021 |       |              | *        | *           |              | *   | *       |         | *    | *      | *   | 3.3      | 2                            |
|       | 2022 |       |              | *        | *           | *            | *   | *       |         | *    | *      | *   | 4.0      | 5                            |
|       | 2023 |       |              | *        | *           |              | *   | *       |         | *    | *      | *   | 3.0      | 4                            |
| 4     | 2021 |       |              | *        | *           |              | *   | *       |         | *    | *      | *   | 3.4      | 2                            |
|       | 2022 |       |              | *        | *           |              | *   | *       |         | *    | *      | *   | 3.6      | 5                            |
|       | 2023 |       |              |          |             |              |     |         |         |      |        |     | 3.3      | 0                            |
| 5     | 2021 |       |              | *        | *           |              | *   | *       |         | *    | *      | *   | 9.5      | 2                            |
|       | 2022 |       |              | *        | *           |              | *   | *       |         | *    | *      | *   | 6.6      | 3                            |
|       | 2023 |       |              | *        | *           |              | *   | *       |         | *    | *      | *   | 3.1      | 4                            |
| 3-5   | 2021 |       |              | 0.0      | *           |              | 0.0 | 0.0     |         | *    | *      | 0.0 | 5.5      | 6                            |
|       | 2022 |       |              | 0.0      | 0.0         | *            | 0.0 | 0.0     |         | *    | 0.0    | 0.0 | 4.9      | 13                           |
|       | 2023 |       |              | 0.0      | 0.0         |              | 0.0 | *       |         | *    | *      | 0.0 | 3.1      | 8                            |

| NUMBER TESTED IN GRADE 3-5 |  |  |    |    |   |    |    |  |   |   |    |     |  |
|----------------------------|--|--|----|----|---|----|----|--|---|---|----|-----|--|
| 2021                       |  |  | 6  | 4  |   | 6  | 6  |  | 4 | 2 | 6  | 641 |  |
| 2022                       |  |  | 13 | 12 | 1 | 13 | 10 |  | 5 | 8 | 13 | 759 |  |
| 2023                       |  |  | 8  | 7  |   | 8  | 5  |  | 3 | 5 | 8  | 992 |  |

**AVERAGE PERCENTAGE OF POINTS EARNED BY REPORTING CATEGORY**

| Grade | Year | REPORTING CATEGORY                             |   |                             |  |
|-------|------|--|---|-----------------------------|--|
|       |      | 1. Numerical Representations and Relationships | 2. Computations and Algebraic Relationships | 3. Geometry and Measurement | 4. Data Analysis and Personal Financial Literacy |
| 3     | 2021 | *  | *   | *                           | *  |
|       | 2022 | *  | *   | *                           | *  |
|       | 2023 | *  | *   | *                           | *  |
| 4     | 2021 | *  | *   | *                           | *  |
|       | 2022 | *  | *   | *                           | *  |
|       | 2023 |  |   |                             |  |
| 5     | 2021 | *  | *   | *                           | *  |
|       | 2022 | *  | *   | *                           | *  |
|       | 2023 | *  | *   | *                           | *  |
| 3-5   | 2021 | 40.3   | 42.4  | 45.2                        | 41.7   |
|       | 2022 | 49.6   | 40.7  | 39.5                        | 30.8   |
|       | 2023 | 33.8   | 30.0  | 29.2                        | 46.9   |

**PERCENTAGE AT OR ABOVE THE 40th PERCENTILE**

| Grade             | Year | White | African Amer | Hispanic | Econ Disadv | Special Educ | LEP | At Risk | Migrant | Male | Female | All  | District | Number Tested (All Students) |
|-------------------|------|-------|--------------|----------|-------------|--------------|-----|---------|---------|------|--------|------|----------|------------------------------|
| 1                 | 2021 | 100.0 | *            | 36.0     | *           | *            | *   | 16.7    |         |      |        | 51.2 | 48.4     | 43                           |
|                   | 2022 | 33.3  | *            | 33.3     | 25.0        | *            |     |         |         |      |        | 29.0 | 36.6     | 31                           |
|                   | 2023 | 85.7  | 50.0         | 35.0     | 48.0        | *            | *   | *       |         |      |        | 48.6 | 39.9     | 35                           |
| K-1               | 2021 | 100.0 | *            | 36.0     | *           | *            | *   | 16.7    |         |      |        | 51.2 | 49.4     | 43                           |
|                   | 2022 | 33.3  | *            | 33.3     | 25.0        | *            |     |         |         |      |        | 29.0 | 37.9     | 31                           |
|                   | 2023 | 85.7  | 50.0         | 35.0     | 48.0        | *            | *   | *       |         |      |        | 48.6 | 41.4     | 35                           |
| # Tested (GR K-1) | 2021 | 10    | 4            | 25       | 1           | 5            | 5   | 6       |         |      |        | 43   | 5,754    |                              |
|                   | 2022 | 6     | 4            | 15       | 16          | 4            |     |         |         |      |        | 31   | 5,967    |                              |
|                   | 2023 | 7     | 6            | 20       | 25          | 4            | 3   | 5       |         |      |        | 35   | 6,281    |                              |

|                 |      |       |      |      |      |      |      |      |  |  |  |      |       |    |
|-----------------|------|-------|------|------|------|------|------|------|--|--|--|------|-------|----|
| 2               | 2021 | 90.0  | 62.5 | 65.2 | *    | 33.3 | 57.1 | 50.0 |  |  |  | 71.4 | 48.4  | 49 |
|                 | 2022 | 100.0 | *    | 47.6 | 47.6 | 33.3 | *    | *    |  |  |  | 51.4 | 39.9  | 35 |
|                 | 2023 | 72.7  | *    | 50.0 | 37.5 | *    | *    | *    |  |  |  | 51.0 | 41.8  | 49 |
| # Tested (GR 2) | 2021 | 10    | 8    | 23   | 1    | 6    | 7    | 8    |  |  |  | 49   | 5,792 |    |
|                 | 2022 | 6     | 4    | 21   | 21   | 6    | 2    | 2    |  |  |  | 35   | 5,940 |    |
|                 | 2023 | 11    | 5    | 30   | 32   | 4    | 2    | 4    |  |  |  | 49   | 6,246 |    |

**NUMBER AT OR ABOVE THE 80th PERCENTILE**

| Grade             | Year | White | African Amer | Hispanic | Econ Disadv | Special Educ | LEP | At Risk | Migrant | Male | Female | All | District | Number Tested (All Students) |
|-------------------|------|-------|--------------|----------|-------------|--------------|-----|---------|---------|------|--------|-----|----------|------------------------------|
| 1                 | 2021 | 5     | *            | 1        | *           | *            | *   | 0       |         |      |        | 7   | 1,162    | 43                           |
|                   | 2022 | 2     | *            | 0        | 0           | *            |     |         |         |      |        | 2   | 652      | 31                           |
|                   | 2023 | 1     | 1            | 1        | 1           | *            | *   | *       |         |      |        | 3   | 715      | 35                           |
| K-1               | 2021 | 5     | *            | 1        | *           | *            | *   | 0       |         |      |        | 7   | 1,277    | 43                           |
|                   | 2022 | 2     | *            | 0        | 0           | *            |     |         |         |      |        | 2   | 724      | 31                           |
|                   | 2023 | 1     | 1            | 1        | 1           | *            | *   | *       |         |      |        | 3   | 818      | 35                           |
| # Tested (GR K-1) | 2021 | 10    | 4            | 25       | 1           | 5            | 5   | 6       |         |      |        | 43  | 5,754    |                              |
|                   | 2022 | 6     | 4            | 15       | 16          | 4            |     |         |         |      |        | 31  | 5,967    |                              |
|                   | 2023 | 7     | 6            | 20       | 25          | 4            | 3   | 5       |         |      |        | 35  | 6,281    |                              |

|                 |      |    |   |    |    |   |   |   |  |  |  |    |       |    |
|-----------------|------|----|---|----|----|---|---|---|--|--|--|----|-------|----|
| 2               | 2021 | 5  | 2 | 7  | *  | 0 | 2 | 2 |  |  |  | 16 | 1,359 | 49 |
|                 | 2022 | 5  | * | 2  | 3  | 0 | * | * |  |  |  | 8  | 916   | 35 |
|                 | 2023 | 4  | * | 4  | 2  | * | * | * |  |  |  | 8  | 998   | 49 |
| # Tested (GR 2) | 2021 | 10 | 8 | 23 | 1  | 6 | 7 | 8 |  |  |  | 49 | 5,792 |    |
|                 | 2022 | 6  | 4 | 21 | 21 | 6 | 2 | 2 |  |  |  | 35 | 5,940 |    |
|                 | 2023 | 11 | 5 | 30 | 32 | 4 | 2 | 4 |  |  |  | 49 | 6,246 |    |

**PERCENTAGE AT OR ABOVE THE 40th PERCENTILE**

| Grade             | Year | White | African Amer | Hispanic | Econ Disadv | Special Educ | LEP  | At Risk | Migrant | Male | Female | All  | District | Number Tested (All Students) |
|-------------------|------|-------|--------------|----------|-------------|--------------|------|---------|---------|------|--------|------|----------|------------------------------|
| K                 | 2021 |       | *            | 75.0     |             | *            |      |         |         |      |        | 75.0 | 57.1     | 16                           |
|                   | 2022 | *     | *            | 66.7     | 61.5        | *            |      |         |         |      |        | 66.7 | 41.1     | 21                           |
|                   | 2023 | *     | *            | 62.5     | 68.8        | *            | *    | *       |         |      |        | 68.2 | 57.4     | 22                           |
| 1                 | 2021 | 100.0 | *            | 38.5     |             | *            | 0.0  | 0.0     |         |      |        | 59.1 | 46.7     | 44                           |
|                   | 2022 | 66.7  | *            | 45.0     | 31.6        | *            |      |         |         |      |        | 47.4 | 35.7     | 38                           |
|                   | 2023 | 66.7  | 42.9         | 57.9     | 50.0        | *            | *    | *       |         |      |        | 57.5 | 44.1     | 40                           |
| K-1               | 2021 | 100.0 | 66.7         | 50.0     |             | 42.9         | 0.0  | 0.0     |         |      |        | 63.3 | 51.7     | 60                           |
|                   | 2022 | 71.4  | 42.9         | 53.1     | 43.8        | 50.0         |      |         |         |      |        | 54.2 | 38.3     | 59                           |
|                   | 2023 | 64.3  | 55.6         | 60.0     | 57.1        | 37.5         | *    | *       |         |      |        | 61.3 | 50.3     | 62                           |
| # Tested (GR K-1) | 2021 | 11    | 6            | 38       |             | 7            | 7    | 7       |         |      |        | 60   | 10,412   |                              |
|                   | 2022 | 14    | 7            | 32       | 32          | 8            |      |         |         |      |        | 59   | 11,314   |                              |
|                   | 2023 | 14    | 9            | 35       | 42          | 8            | 3    | 5       |         |      |        | 62   | 10,715   |                              |
| 2                 | 2021 | 77.8  | 50.0         | 62.5     |             | 16.7         | 50.0 | 44.4    |         |      |        | 66.0 | 49.7     | 47                           |
|                   | 2022 | 100.0 | *            | 57.1     | 54.5        | 57.1         | *    | *       |         |      |        | 65.8 | 44.5     | 38                           |
|                   | 2023 | 90.9  | *            | 54.8     | 54.5        | *            | *    | *       |         |      |        | 65.3 | 48.7     | 49                           |
| # Tested (GR 2)   | 2021 | 9     | 8            | 24       |             | 6            | 8    | 9       |         |      |        | 47   | 6,004    |                              |
|                   | 2022 | 8     | 5            | 21       | 22          | 7            | 3    | 3       |         |      |        | 38   | 6,029    |                              |
|                   | 2023 | 11    | 4            | 31       | 33          | 4            | 2    | 4       |         |      |        | 49   | 6,046    |                              |

**NUMBER AT OR ABOVE THE 80th PERCENTILE**

| Grade             | Year | White | African Amer | Hispanic | Econ Disadv | Special Educ | LEP | At Risk | Migrant | Male | Female | All | District | Number Tested (All Students) |
|-------------------|------|-------|--------------|----------|-------------|--------------|-----|---------|---------|------|--------|-----|----------|------------------------------|
| K                 | 2021 |       | *            | 0        |             | *            |     |         |         |      |        | 1   | 1,120    | 16                           |
|                   | 2022 | *     | *            | 1        | 1           | *            |     |         |         |      |        | 3   | 655      | 21                           |
|                   | 2023 | *     | *            | 1        | 0           | *            | *   | *       |         |      |        | 2   | 894      | 22                           |
| 1                 | 2021 | 4     | *            | 3        |             | *            | 0   | 0       |         |      |        | 9   | 934      | 44                           |
|                   | 2022 | 3     | *            | 0        | 0           | *            |     |         |         |      |        | 3   | 582      | 38                           |
|                   | 2023 | 3     | 1            | 1        | 1           | *            | *   | *       |         |      |        | 5   | 753      | 40                           |
| K-1               | 2021 | 4     | 2            | 3        |             | 0            | 0   | 0       |         |      |        | 10  | 2,054    | 60                           |
|                   | 2022 | 4     | 1            | 1        | 1           | 2            |     |         |         |      |        | 6   | 1,237    | 59                           |
|                   | 2023 | 3     | 1            | 2        | 1           | 1            | *   | *       |         |      |        | 7   | 1,647    | 62                           |
| # Tested (GR K-1) | 2021 | 11    | 6            | 38       |             | 7            | 7   | 7       |         |      |        | 60  | 10,412   |                              |
|                   | 2022 | 14    | 7            | 32       | 32          | 8            |     |         |         |      |        | 59  | 11,314   |                              |
|                   | 2023 | 14    | 9            | 35       | 42          | 8            | 3   | 5       |         |      |        | 62  | 10,715   |                              |
| 2                 | 2021 | 6     | 1            | 6        |             | 0            | 0   | 0       |         |      |        | 15  | 1,149    | 47                           |
|                   | 2022 | 7     | *            | 4        | 6           | 1            | *   | *       |         |      |        | 13  | 946      | 38                           |
|                   | 2023 | 5     | *            | 2        | 2           | *            | *   | *       |         |      |        | 7   | 1,080    | 49                           |
| # Tested (GR 2)   | 2021 | 9     | 8            | 24       |             | 6            | 8   | 9       |         |      |        | 47  | 6,004    |                              |
|                   | 2022 | 8     | 5            | 21       | 22          | 7            | 3   | 3       |         |      |        | 38  | 6,029    |                              |
|                   | 2023 | 11    | 4            | 31       | 33          | 4            | 2   | 4       |         |      |        | 49  | 6,046    |                              |

**PERCENTAGE AT OR ABOVE THE 40th PERCENTILE**

| Grade             | Year | White | African Amer | Hispanic | Econ Disadv | Special Educ | LEP  | At Risk | Migrant | Male | Female | All  | District | Number Tested (All Students) |
|-------------------|------|-------|--------------|----------|-------------|--------------|------|---------|---------|------|--------|------|----------|------------------------------|
| 1                 | 2021 | 100.0 | *            | 45.8     | *           | 33.3         | 50.0 | 50.0    |         |      |        | 58.2 | 52.9     | 67                           |
|                   | 2022 | 91.7  | *            | 67.6     | 65.7        | *            | 50.0 | 44.4    |         |      |        | 72.9 | 46.4     | 59                           |
|                   | 2023 | 83.3  | 50.0         | 53.5     | 51.1        | 37.5         | 41.7 | 38.5    |         |      |        | 59.4 | 47.9     | 64                           |
| K-1               | 2021 | 100.0 | *            | 45.8     | *           | 33.3         | 50.0 | 50.0    |         |      |        | 58.2 | 53.5     | 67                           |
|                   | 2022 | 91.7  | *            | 67.6     | 65.7        | *            | 50.0 | 44.4    |         |      |        | 72.9 | 47.6     | 59                           |
|                   | 2023 | 83.3  | 50.0         | 53.5     | 51.1        | 37.5         | 41.7 | 38.5    |         |      |        | 59.4 | 48.8     | 64                           |
| # Tested (GR K-1) | 2021 | 11    | 4            | 48       | 1           | 6            | 28   | 28      |         |      |        | 67   | 10,304   |                              |
|                   | 2022 | 12    | 4            | 37       | 35          | 5            | 10   | 9       |         |      |        | 59   | 10,488   |                              |
|                   | 2023 | 12    | 6            | 43       | 45          | 8            | 24   | 26      |         |      |        | 64   | 10,786   |                              |

|                 |      |       |      |      |      |      |      |      |  |  |  |      |       |    |
|-----------------|------|-------|------|------|------|------|------|------|--|--|--|------|-------|----|
| 2               | 2021 | 70.0  | 50.0 | 56.8 | *    | 42.9 | 46.4 | 44.8 |  |  |  | 58.6 | 46.7  | 70 |
|                 | 2022 | 100.0 | *    | 51.1 | 50.0 | 12.5 | 57.7 | 60.0 |  |  |  | 53.8 | 40.2  | 65 |
|                 | 2023 | 91.7  | *    | 82.5 | 78.0 | *    | 72.7 | 69.2 |  |  |  | 81.7 | 43.0  | 60 |
| # Tested (GR 2) | 2021 | 10    | 8    | 44   | 1    | 7    | 28   | 29   |  |  |  | 70   | 9,688 |    |
|                 | 2022 | 9     | 5    | 47   | 38   | 8    | 26   | 25   |  |  |  | 65   | 9,585 |    |
|                 | 2023 | 12    | 5    | 40   | 41   | 5    | 11   | 13   |  |  |  | 60   | 9,955 |    |

**NUMBER AT OR ABOVE THE 80th PERCENTILE**

| Grade             | Year | White | African Amer | Hispanic | Econ Disadv | Special Educ | LEP | At Risk | Migrant | Male | Female | All | District | Number Tested (All Students) |
|-------------------|------|-------|--------------|----------|-------------|--------------|-----|---------|---------|------|--------|-----|----------|------------------------------|
| 1                 | 2021 | 8     | *            | 4        | *           | 0            | 1   | 1       |         |      |        | 16  | 1,950    | 67                           |
|                   | 2022 | 4     | *            | 4        | 2           | *            | 0   | 0       |         |      |        | 8   | 1,175    | 59                           |
|                   | 2023 | 4     | 1            | 3        | 4           | 0            | 2   | 2       |         |      |        | 8   | 1,182    | 64                           |
| K-1               | 2021 | 8     | *            | 4        | *           | 0            | 1   | 1       |         |      |        | 16  | 2,117    | 67                           |
|                   | 2022 | 4     | *            | 4        | 2           | *            | 0   | 0       |         |      |        | 8   | 1,341    | 59                           |
|                   | 2023 | 4     | 1            | 3        | 4           | 0            | 2   | 2       |         |      |        | 8   | 1,306    | 64                           |
| # Tested (GR K-1) | 2021 | 11    | 4            | 48       | 1           | 6            | 28  | 28      |         |      |        | 67  | 10,304   |                              |
|                   | 2022 | 12    | 4            | 37       | 35          | 5            | 10  | 9       |         |      |        | 59  | 10,488   |                              |
|                   | 2023 | 12    | 6            | 43       | 45          | 8            | 24  | 26      |         |      |        | 64  | 10,786   |                              |
| 2                 | 2021 | 3     | 0            | 5        | *           | 0            | 2   | 2       |         |      |        | 9   | 1,397    | 70                           |
|                   | 2022 | 6     | *            | 4        | 4           | 0            | 3   | 3       |         |      |        | 11  | 986      | 65                           |
|                   | 2023 | 6     | *            | 9        | 9           | *            | 1   | 1       |         |      |        | 17  | 1,087    | 60                           |
| # Tested (GR 2)   | 2021 | 10    | 8            | 44       | 1           | 7            | 28  | 29      |         |      |        | 70  | 9,688    |                              |
|                   | 2022 | 9     | 5            | 47       | 38          | 8            | 26  | 25      |         |      |        | 65  | 9,585    |                              |
|                   | 2023 | 12    | 5            | 40       | 41          | 5            | 11  | 13      |         |      |        | 60  | 9,955    |                              |



**PERCENTAGE AT OR ABOVE THE 40th PERCENTILE**

| Grade             | Year | White | African Amer | Hispanic | Econ Disadv | Special Educ | LEP  | At Risk | Migrant | Male | Female | All  | District | Number Tested (All Students) |
|-------------------|------|-------|--------------|----------|-------------|--------------|------|---------|---------|------|--------|------|----------|------------------------------|
| K                 | 2021 | 77.8  | *            | 58.1     | *           | *            | 21.4 | 23.1    |         |      |        | 63.3 | 62.3     | 60                           |
|                   | 2022 | 75.0  | *            | 63.2     | 57.1        | 54.5         | 52.4 | 55.0    |         |      |        | 64.3 | 49.1     | 56                           |
|                   | 2023 | *     | *            | 93.8     | 100.0       | *            | *    | *       |         |      |        | 95.5 | 60.2     | 22                           |
| 1                 | 2021 | 100.0 | *            | 53.1     |             | 33.3         | 64.3 | 64.3    |         |      |        | 63.6 | 54.3     | 66                           |
|                   | 2022 | 92.3  | *            | 68.4     | 65.7        | *            | 60.0 | 55.6    |         |      |        | 73.8 | 46.0     | 61                           |
|                   | 2023 | 83.3  | 57.1         | 69.0     | 66.7        | 66.7         | 65.2 | 60.0    |         |      |        | 70.3 | 53.8     | 64                           |
| K-1               | 2021 | 90.0  | 75.0         | 55.4     | *           | 33.3         | 50.0 | 51.2    |         |      |        | 63.5 | 58.2     | 126                          |
|                   | 2022 | 84.0  | 50.0         | 65.8     | 61.4        | 56.3         | 54.8 | 55.2    |         |      |        | 69.2 | 47.5     | 117                          |
|                   | 2023 | 85.7  | 66.7         | 75.9     | 75.4        | 69.2         | 68.0 | 63.0    |         |      |        | 76.7 | 56.8     | 86                           |
| # Tested (GR K-1) | 2021 | 20    | 8            | 92       | 1           | 9            | 42   | 41      |         |      |        | 126  | 19,324   |                              |
|                   | 2022 | 25    | 8            | 76       | 70          | 16           | 31   | 29      |         |      |        | 117  | 19,784   |                              |
|                   | 2023 | 14    | 9            | 58       | 61          | 13           | 25   | 27      |         |      |        | 86   | 19,244   |                              |
| 2                 | 2021 | 70.0  | 50.0         | 53.3     |             | 28.6         | 41.4 | 41.4    |         |      |        | 56.5 | 45.4     | 69                           |
|                   | 2022 | 100.0 | *            | 66.0     | 60.5        | 25.0         | 81.5 | 81.5    |         |      |        | 66.2 | 40.9     | 65                           |
|                   | 2023 | 100.0 | *            | 77.5     | 75.6        | *            | 54.5 | 53.8    |         |      |        | 83.1 | 48.6     | 59                           |
| # Tested (GR 2)   | 2021 | 10    | 8            | 45       |             | 7            | 29   | 29      |         |      |        | 69   | 9,836    |                              |
|                   | 2022 | 9     | 5            | 47       | 38          | 8            | 27   | 27      |         |      |        | 65   | 9,795    |                              |
|                   | 2023 | 12    | 4            | 40       | 41          | 5            | 11   | 13      |         |      |        | 59   | 9,787    |                              |

**NUMBER AT OR ABOVE THE 80th PERCENTILE**

| Grade             | Year | White | African Amer | Hispanic | Econ Disadv | Special Educ | LEP | At Risk | Migrant | Male | Female | All | District | Number Tested (All Students) |
|-------------------|------|-------|--------------|----------|-------------|--------------|-----|---------|---------|------|--------|-----|----------|------------------------------|
| K                 | 2021 | 3     | *            | 6        | *           | *            | 1   | 1       |         |      |        | 10  | 2,140    | 60                           |
|                   | 2022 | 6     | *            | 2        | 3           | 0            | 1   | 1       |         |      |        | 9   | 1,309    | 56                           |
|                   | 2023 | *     | *            | 5        | 5           | *            | *   | *       |         |      |        | 8   | 1,654    | 22                           |
| 1                 | 2021 | 7     | *            | 3        |             | 0            | 1   | 1       |         |      |        | 13  | 1,882    | 66                           |
|                   | 2022 | 4     | *            | 4        | 3           | *            | 1   | 1       |         |      |        | 9   | 1,298    | 61                           |
|                   | 2023 | 6     | 1            | 4        | 6           | 1            | 3   | 3       |         |      |        | 12  | 1,765    | 64                           |
| K-1               | 2021 | 10    | 2            | 9        | *           | 0            | 2   | 2       |         |      |        | 23  | 4,022    | 126                          |
|                   | 2022 | 10    | 2            | 6        | 6           | 1            | 2   | 2       |         |      |        | 18  | 2,607    | 117                          |
|                   | 2023 | 6     | 2            | 9        | 11          | 1            | 4   | 4       |         |      |        | 20  | 3,419    | 86                           |
| # Tested (GR K-1) | 2021 | 20    | 8            | 92       | 1           | 9            | 42  | 41      |         |      |        | 126 | 19,324   |                              |
|                   | 2022 | 25    | 8            | 76       | 70          | 16           | 31  | 29      |         |      |        | 117 | 19,784   |                              |
|                   | 2023 | 14    | 9            | 58       | 61          | 13           | 25  | 27      |         |      |        | 86  | 19,244   |                              |
| 2                 | 2021 | 5     | 0            | 6        |             | 0            | 2   | 2       |         |      |        | 11  | 1,182    | 69                           |
|                   | 2022 | 8     | *            | 3        | 4           | 0            | 2   | 2       |         |      |        | 12  | 903      | 65                           |
|                   | 2023 | 6     | *            | 11       | 10          | *            | 1   | 2       |         |      |        | 19  | 1,249    | 59                           |
| # Tested (GR 2)   | 2021 | 10    | 8            | 45       |             | 7            | 29  | 29      |         |      |        | 69  | 9,836    |                              |
|                   | 2022 | 9     | 5            | 47       | 38          | 8            | 27  | 27      |         |      |        | 65  | 9,795    |                              |
|                   | 2023 | 12    | 4            | 40       | 41          | 5            | 11  | 13      |         |      |        | 59  | 9,787    |                              |

**PERCENTAGE AT OR ABOVE THE 40th PERCENTILE**

| Grade             | Year | White | African Amer | Hispanic | Econ Disadv | Special Educ | LEP  | At Risk | Migrant | Male | Female | All  | District | Number Tested (All Students) |
|-------------------|------|-------|--------------|----------|-------------|--------------|------|---------|---------|------|--------|------|----------|------------------------------|
| 1                 | 2021 |       |              | 70.0     |             |              | 70.0 | 70.0    |         |      |        | 70.0 | 65.2     | 20                           |
|                   | 2022 | 33.3  |              | 39.1     | 35.3        | *            | 50.0 | 44.4    |         |      |        | 37.5 | 55.6     | 32                           |
|                   | 2023 | 42.9  | *            | 50.0     | 48.0        | 16.7         | 54.2 | 54.2    |         |      |        | 50.0 | 62.2     | 38                           |
| K-1               | 2021 |       |              | 70.0     |             |              | 70.0 | 70.0    |         |      |        | 70.0 | 64.9     | 20                           |
|                   | 2022 | 33.3  |              | 39.1     | 35.3        | *            | 50.0 | 44.4    |         |      |        | 37.5 | 55.8     | 32                           |
|                   | 2023 | 42.9  | *            | 50.0     | 48.0        | 16.7         | 54.2 | 54.2    |         |      |        | 50.0 | 62.2     | 38                           |
| # Tested (GR K-1) | 2021 |       |              | 20       |             |              | 20   | 20      |         |      |        | 20   | 4,901    |                              |
|                   | 2022 | 9     |              | 23       | 17          | 1            | 10   | 9       |         |      |        | 32   | 4,935    |                              |
|                   | 2023 | 7     | 2            | 28       | 25          | 6            | 24   | 24      |         |      |        | 38   | 5,283    |                              |

|                 |      |   |  |      |      |   |      |      |  |  |  |      |       |    |
|-----------------|------|---|--|------|------|---|------|------|--|--|--|------|-------|----|
| 2               | 2021 | * |  | 54.5 |      | * | 54.5 | 54.5 |  |  |  | 52.2 | 61.5  | 23 |
|                 | 2022 | * |  | 76.2 | 84.6 | * | 80.0 | 84.2 |  |  |  | 77.3 | 55.4  | 22 |
|                 | 2023 | * |  | 80.0 | 77.8 | * | 77.8 | 77.8 |  |  |  | 81.8 | 60.3  | 11 |
| # Tested (GR 2) | 2021 | 1 |  | 22   |      | 1 | 22   | 22   |  |  |  | 23   | 4,772 |    |
|                 | 2022 | 1 |  | 21   | 13   | 2 | 20   | 19   |  |  |  | 22   | 4,495 |    |
|                 | 2023 | 1 |  | 10   | 9    | 1 | 9    | 9    |  |  |  | 11   | 4,527 |    |

**NUMBER AT OR ABOVE THE 80th PERCENTILE**

| Grade             | Year | White | African Amer | Hispanic | Econ Disadv | Special Educ | LEP | At Risk | Migrant | Male | Female | All | District | Number Tested (All Students) |
|-------------------|------|-------|--------------|----------|-------------|--------------|-----|---------|---------|------|--------|-----|----------|------------------------------|
| 1                 | 2021 |       |              | 2        |             |              | 2   | 2       |         |      |        | 2   | 1,275    | 20                           |
|                   | 2022 | 1     |              | 3        | 2           | *            | 2   | 1       |         |      |        | 4   | 815      | 32                           |
|                   | 2023 | 0     | *            | 3        | 3           | 0            | 4   | 4       |         |      |        | 4   | 1,059    | 38                           |
| K-1               | 2021 |       |              | 2        |             |              | 2   | 2       |         |      |        | 2   | 1,327    | 20                           |
|                   | 2022 | 1     |              | 3        | 2           | *            | 2   | 1       |         |      |        | 4   | 884      | 32                           |
|                   | 2023 | 0     | *            | 3        | 3           | 0            | 4   | 4       |         |      |        | 4   | 1,153    | 38                           |
| # Tested (GR K-1) | 2021 |       |              | 20       |             |              | 20  | 20      |         |      |        | 20  | 4,901    |                              |
|                   | 2022 | 9     |              | 23       | 17          | 1            | 10  | 9       |         |      |        | 32  | 4,935    |                              |
|                   | 2023 | 7     | 2            | 28       | 25          | 6            | 24  | 24      |         |      |        | 38  | 5,283    |                              |
| 2                 | 2021 | *     |              | 8        |             | *            | 8   | 8       |         |      |        | 8   | 1,204    | 23                           |
|                   | 2022 | *     |              | 3        | 2           | *            | 3   | 3       |         |      |        | 3   | 910      | 22                           |
|                   | 2023 | *     |              | 3        | 3           | *            | 3   | 3       |         |      |        | 3   | 1,010    | 11                           |
| # Tested (GR 2)   | 2021 | 1     |              | 22       |             | 1            | 22  | 22      |         |      |        | 23  | 4,772    |                              |
|                   | 2022 | 1     |              | 21       | 13          | 2            | 20  | 19      |         |      |        | 22  | 4,495    |                              |
|                   | 2023 | 1     |              | 10       | 9           | 1            | 9   | 9       |         |      |        | 11  | 4,527    |                              |

PERCENTAGE AT OR ABOVE THE 40th PERCENTILE

| Grade             | Year | White | African Amer | Hispanic | Econ Disadv | Special Educ | LEP  | At Risk | Migrant | Male | Female | All  | District | Number Tested (All Students) |
|-------------------|------|-------|--------------|----------|-------------|--------------|------|---------|---------|------|--------|------|----------|------------------------------|
| K                 | 2021 | 11.1  | *            | 35.5     | *           | *            | 50.0 | 46.2    |         |      |        | 27.3 | 55.8     | 44                           |
|                   | 2022 | 71.4  | *            | 40.7     | 34.8        | 14.3         | 42.9 | 40.0    |         |      |        | 47.2 | 52.5     | 36                           |
|                   | 2023 | *     | *            | 70.6     | 73.3        | *            | 66.7 | 66.7    |         |      |        | 77.3 | 57.1     | 22                           |
| 1                 | 2021 |       |              | 81.0     |             | *            | 80.0 | 80.0    |         |      |        | 81.0 | 57.6     | 21                           |
|                   | 2022 | *     |              | 50.0     | 37.5        | *            | 60.0 | 55.6    |         |      |        | 47.8 | 51.5     | 23                           |
|                   | 2023 | 50.0  | *            | 46.4     | 41.7        | 16.7         | 50.0 | 52.2    |         |      |        | 48.6 | 59.3     | 37                           |
| K-1               | 2021 | 11.1  | *            | 53.8     | *           | *            | 67.6 | 66.7    |         |      |        | 44.6 | 56.7     | 65                           |
|                   | 2022 | 63.6  | *            | 44.4     | 35.9        | 12.5         | 48.4 | 44.8    |         |      |        | 47.5 | 52.0     | 59                           |
|                   | 2023 | 70.0  | *            | 55.6     | 53.8        | 44.4         | 56.4 | 57.9    |         |      |        | 59.3 | 58.3     | 59                           |
| # Tested (GR K-1) | 2021 | 9     | 2            | 52       | 1           | 2            | 34   | 33      |         |      |        | 65   | 9,529    |                              |
|                   | 2022 | 11    | 1            | 45       | 39          | 8            | 31   | 29      |         |      |        | 59   | 9,582    |                              |
|                   | 2023 | 10    | 3            | 45       | 39          | 9            | 39   | 38      |         |      |        | 59   | 9,515    |                              |
| 2                 | 2021 | *     |              | 57.1     |             | *            | 57.1 | 60.0    |         |      |        | 54.5 | 54.2     | 22                           |
|                   | 2022 | *     |              | 61.5     | 56.3        | *            | 64.0 | 62.5    |         |      |        | 59.3 | 50.1     | 27                           |
|                   | 2023 | *     |              | 66.7     | 62.5        | *            | 66.7 | 66.7    |         |      |        | 70.0 | 54.7     | 10                           |
| # Tested (GR 2)   | 2021 | 1     |              | 21       |             | 1            | 21   | 20      |         |      |        | 22   | 4,788    |                              |
|                   | 2022 | 1     |              | 26       | 16          | 2            | 25   | 24      |         |      |        | 27   | 4,600    |                              |
|                   | 2023 | 1     |              | 9        | 8           | 1            | 9    | 9       |         |      |        | 10   | 4,630    |                              |

**NUMBER AT OR ABOVE THE 80th PERCENTILE**

| Grade             | Year | White | African Amer | Hispanic | Econ Disadv | Special Educ | LEP | At Risk | Migrant | Male | Female | All | District | Number Tested (All Students) |
|-------------------|------|-------|--------------|----------|-------------|--------------|-----|---------|---------|------|--------|-----|----------|------------------------------|
| K                 | 2021 | 1     | *            | 0        | *           | *            | 0   | 0       |         |      |        | 1   | 602      | 44                           |
|                   | 2022 | 0     | *            | 0        | 0           | 0            | 0   | 0       |         |      |        | 0   | 356      | 36                           |
|                   | 2023 | *     | *            | 3        | 2           | *            | 3   | 3       |         |      |        | 5   | 459      | 22                           |
| 1                 | 2021 |       |              | 1        |             | *            | 1   | 1       |         |      |        | 1   | 840      | 21                           |
|                   | 2022 | *     |              | 2        | 1           | *            | 1   | 0       |         |      |        | 3   | 566      | 23                           |
|                   | 2023 | 0     | *            | 2        | 1           | 0            | 2   | 2       |         |      |        | 2   | 813      | 37                           |
| K-1               | 2021 | 1     | *            | 1        | *           | *            | 1   | 1       |         |      |        | 2   | 1,442    | 65                           |
|                   | 2022 | 1     | *            | 2        | 1           | 0            | 1   | 0       |         |      |        | 3   | 922      | 59                           |
|                   | 2023 | 1     | *            | 5        | 3           | 1            | 5   | 5       |         |      |        | 7   | 1,272    | 59                           |
| # Tested (GR K-1) | 2021 | 9     | 2            | 52       | 1           | 2            | 34  | 33      |         |      |        | 65  | 9,529    |                              |
|                   | 2022 | 11    | 1            | 45       | 39          | 8            | 31  | 29      |         |      |        | 59  | 9,582    |                              |
|                   | 2023 | 10    | 3            | 45       | 39          | 9            | 39  | 38      |         |      |        | 59  | 9,515    |                              |
| 2                 | 2021 | *     |              | 3        |             | *            | 3   | 3       |         |      |        | 3   | 816      | 22                           |
|                   | 2022 | *     |              | 3        | 2           | *            | 3   | 3       |         |      |        | 3   | 652      | 27                           |
|                   | 2023 | *     |              | 1        | 1           | *            | 1   | 1       |         |      |        | 1   | 711      | 10                           |
| # Tested (GR 2)   | 2021 | 1     |              | 21       |             | 1            | 21  | 20      |         |      |        | 22  | 4,788    |                              |
|                   | 2022 | 1     |              | 26       | 16          | 2            | 25  | 24      |         |      |        | 27  | 4,600    |                              |
|                   | 2023 | 1     |              | 9        | 8           | 1            | 9   | 9       |         |      |        | 10  | 4,630    |                              |

PERCENTAGE BY NEED FOR INTERVENTION

| Wave            | Year | Literacy |                                      | Vocabulary |                                      | Spelling |                                      | Blending |                                      | Mathematics |                                      | Social Emotional |                                      |
|-----------------|------|----------|--------------------------------------|------------|--------------------------------------|----------|--------------------------------------|----------|--------------------------------------|-------------|--------------------------------------|------------------|--------------------------------------|
|                 |      | N Tested | % Support<br>% Monitor<br>% On Track | N Tested   | % Support<br>% Monitor<br>% On Track | N Tested | % Support<br>% Monitor<br>% On Track | N Tested | % Support<br>% Monitor<br>% On Track | N Tested    | % Support<br>% Monitor<br>% On Track | N Tested         | % Support<br>% Monitor<br>% On Track |
| Wave 1<br>(BOY) | 2021 |          | 42.1                                 |            | 44.4                                 |          | 60.0                                 |          | 47.1                                 |             | 49.1                                 |                  | 36.7                                 |
|                 |      | 19       | 21.1                                 | 18         | 5.6                                  | 15       | 6.7                                  | 17       | 5.9                                  | 53          | 7.5                                  | 30               | 3.3                                  |
|                 |      |          | 36.8                                 |            | 50.0                                 |          | 33.3                                 |          | 47.1                                 |             | 43.4                                 |                  | 60.0                                 |
|                 | 2022 |          | 13.0                                 |            | 21.7                                 |          | 8.7                                  |          | 56.5                                 |             | 33.9                                 |                  | 46.3                                 |
|                 |      | 23       | 8.7                                  | 23         | 4.3                                  | 23       | 13.0                                 | 23       | 8.7                                  | 59          | 13.6                                 | 41               | 2.4                                  |
|                 |      |          | 78.3                                 |            | 73.9                                 |          | 78.3                                 |          | 34.8                                 |             | 52.5                                 |                  | 51.2                                 |
|                 | 2023 |          | 23.5                                 |            | 29.4                                 |          | 47.1                                 |          | 52.9                                 |             | 34.9                                 |                  | 94.1                                 |
|                 |      | 17       | 11.8                                 | 17         | 5.9                                  | 17       | 11.8                                 | 17       | 11.8                                 | 43          | 9.3                                  | 17               | 0.0                                  |
|                 |      |          | 64.7                                 |            | 64.7                                 |          | 41.2                                 |          | 35.3                                 |             | 55.8                                 |                  | 5.9                                  |
| Wave 2<br>(MOY) | 2021 |          |                                      |            | 31.3                                 |          | 37.5                                 |          | 50.0                                 |             | 36.8                                 |                  | 43.8                                 |
|                 |      | 0        |                                      | 16         | 12.5                                 | 16       | 0.0                                  | 16       | 12.5                                 | 57          | 10.5                                 | 16               | 6.3                                  |
|                 |      |          |                                      |            | 56.3                                 |          | 62.5                                 |          | 37.5                                 |             | 52.6                                 |                  | 50.0                                 |
|                 | 2022 |          |                                      |            | 35.0                                 |          | 15.0                                 |          | 35.0                                 |             | 29.1                                 |                  | 42.1                                 |
|                 |      |          |                                      | 20         | 5.0                                  | 20       | 5.0                                  | 20       | 10.0                                 | 55          | 12.7                                 | 38               | 0.0                                  |
|                 |      |          |                                      |            | 60.0                                 |          | 80.0                                 |          | 55.0                                 |             | 58.2                                 |                  | 57.9                                 |
|                 | 2023 |          |                                      |            | 31.8                                 |          | 0.0                                  |          | 31.8                                 |             | 28.9                                 |                  | 20.0                                 |
|                 |      |          |                                      | 22         | 4.5                                  | 22       | 18.2                                 | 22       | 4.5                                  | 45          | 6.7                                  | 45               | 2.2                                  |
|                 |      |          |                                      |            | 63.6                                 |          | 81.8                                 |          | 63.6                                 |             | 64.4                                 |                  | 77.8                                 |
| Wave 3<br>(EOY) | 2021 |          |                                      |            | 31.3                                 |          | 6.3                                  |          | 43.8                                 |             | 33.3                                 |                  | 41.2                                 |
|                 |      | 0        |                                      | 16         | 18.8                                 | 16       | 6.3                                  | 16       | 12.5                                 | 60          | 6.7                                  | 17               | 17.6                                 |
|                 |      |          |                                      |            | 50.0                                 |          | 87.5                                 |          | 43.8                                 |             | 60.0                                 |                  | 41.2                                 |
|                 | 2022 |          |                                      |            | 33.3                                 |          | 4.8                                  |          | 42.9                                 |             | 21.1                                 |                  | 8.8                                  |
|                 |      |          |                                      | 21         | 19.0                                 | 21       | 0.0                                  | 21       | 9.5                                  | 57          | 19.3                                 | 57               | 7.0                                  |
|                 |      |          |                                      |            | 47.6                                 |          | 95.2                                 |          | 47.6                                 |             | 59.6                                 |                  | 84.2                                 |
|                 | 2023 |          |                                      |            | 40.9                                 |          | 0.0                                  |          | 13.6                                 |             | 18.2                                 |                  | 4.5                                  |
|                 |      |          |                                      | 22         | 13.6                                 | 22       | 0.0                                  | 22       | 22.7                                 | 44          | 13.6                                 | 22               | 0.0                                  |
|                 |      |          |                                      |            | 45.5                                 |          | 100.0                                |          | 63.6                                 |             | 68.2                                 |                  | 95.5                                 |

PERCENTAGE BY NEED FOR INTERVENTION

| Wave            | Year | Literacy |                                | Vocabulary |                                | Spelling |                                | Blending |                                | Mathematics |                                | Social Emotional |                                |
|-----------------|------|----------|--------------------------------|------------|--------------------------------|----------|--------------------------------|----------|--------------------------------|-------------|--------------------------------|------------------|--------------------------------|
|                 |      | N Tested | % Support % Monitor % On Track | N Tested   | % Support % Monitor % On Track | N Tested | % Support % Monitor % On Track | N Tested | % Support % Monitor % On Track | N Tested    | % Support % Monitor % On Track | N Tested         | % Support % Monitor % On Track |
| Wave 1<br>(BOY) | 2021 |          | 30.6                           |            | 69.4                           |          | 22.9                           |          | 36.0                           |             |                                |                  | *                              |
|                 |      |          | 13.9                           | 36         | 2.8                            | 35       | 2.9                            | 25       | 12.0                           | 0           |                                | 4                | *                              |
|                 |      |          | 55.6                           |            | 27.8                           |          | 74.3                           |          | 52.0                           |             |                                |                  | *                              |
|                 | 2022 |          | 15.2                           |            | 40.5                           |          | 18.2                           |          | 22.2                           |             |                                |                  |                                |
|                 |      |          | 6.1                            | 33         | 13.5                           | 37       | 0.0                            | 18       | 0.0                            | 0           |                                | 0                |                                |
|                 |      |          | 78.8                           |            | 45.9                           |          | 81.8                           |          | 77.8                           |             |                                |                  |                                |
|                 | 2023 |          | 46.2                           |            | 65.4                           |          | 26.9                           |          | 30.8                           |             |                                |                  | 7.7                            |
|                 |      |          | 15.4                           | 26         | 3.8                            | 26       | 15.4                           | 26       | 15.4                           | 0           |                                | 26               | 0.0                            |
|                 |      |          | 38.5                           |            | 30.8                           |          | 57.7                           |          | 53.8                           |             |                                |                  | 92.3                           |
| Wave 2<br>(MOY) | 2021 |          |                                |            | 26.8                           |          | 0.0                            |          | 39.0                           |             |                                |                  | 2.4                            |
|                 |      |          | 0                              |            | 41                             | 41.5     | 21                             | 9.5      | 41                             | 31.7        | 0                              | 41               | 2.4                            |
|                 |      |          |                                |            |                                | 31.7     |                                | 90.5     |                                | 29.3        |                                |                  | 95.1                           |
|                 | 2022 |          |                                |            |                                | 54.3     |                                | 18.8     |                                | 60.0        |                                |                  |                                |
|                 |      |          |                                |            | 35                             | 5.7      | 32                             | 15.6     | 35                             | 8.6         | 0                              | 0                |                                |
|                 |      |          |                                |            |                                | 40.0     |                                | 65.6     |                                | 31.4        |                                |                  |                                |
| 2023            |      |          |                                |            | 39.1                           |          | 39.1                           |          | 47.8                           |             |                                |                  |                                |
|                 |      |          |                                | 23         | 8.7                            | 23       | 17.4                           | 23       | 4.3                            | 0           | 0                              |                  |                                |
|                 |      |          |                                |            | 52.2                           |          | 43.5                           |          | 47.8                           |             |                                |                  |                                |
| Wave 3<br>(EOY) | 2021 |          |                                |            | 79.5                           |          | 7.1                            |          | 63.6                           |             |                                |                  | 0.0                            |
|                 |      |          | 0                              |            | 44                             | 2.3      | 42                             | 11.9     | 44                             | 6.8         | 0                              | 25               | 0.0                            |
|                 |      |          |                                |            |                                | 18.2     |                                | 81.0     |                                | 29.5        |                                |                  | 100.0                          |
|                 | 2022 |          |                                |            |                                | 75.0     |                                | 22.2     |                                | 66.7        |                                |                  |                                |
|                 |      |          |                                |            | 36                             | 13.9     | 36                             | 5.6      | 36                             | 2.8         | 0                              | 0                |                                |
|                 |      |          |                                |            |                                | 11.1     |                                | 72.2     |                                | 30.6        |                                |                  |                                |
| 2023            |      |          |                                |            | 45.5                           |          | 45.5                           |          | 45.5                           |             |                                | 9.1              |                                |
|                 |      |          |                                | 22         | 13.6                           | 22       | 4.5                            | 22       | 9.1                            | 0           | 22                             | 4.5              |                                |
|                 |      |          |                                |            | 40.9                           |          | 50.0                           |          | 45.5                           |             |                                | 86.4             |                                |



PERCENTAGE BY NEED FOR INTERVENTION

| Wave            | Year | Rapid Letter Naming |                                      | Rapid Vocabulary |                                      | Phonological Awareness |                                      | Mathematics |                                      | Social Emotional |                                      |
|-----------------|------|---------------------|--------------------------------------|------------------|--------------------------------------|------------------------|--------------------------------------|-------------|--------------------------------------|------------------|--------------------------------------|
|                 |      | N Tested            | % Support<br>% Monitor<br>% On Track | N Tested         | % Support<br>% Monitor<br>% On Track | N Tested               | % Support<br>% Monitor<br>% On Track | N Tested    | % Support<br>% Monitor<br>% On Track | N Tested         | % Support<br>% Monitor<br>% On Track |
| Wave 1<br>(BOY) | 2021 | 24                  | 45.8                                 | 22               | 45.5                                 | 18                     | 38.9                                 | 50          | 16.0                                 | 26               | 7.7                                  |
|                 |      |                     | 4.2                                  |                  | 4.5                                  |                        | 0.0                                  |             | 2.0                                  |                  | 0.0                                  |
|                 |      |                     | 50.0                                 |                  | 50.0                                 |                        | 61.1                                 |             | 82.0                                 |                  | 92.3                                 |
|                 | 2022 | 23                  | 39.1                                 | 13               | 46.2                                 | 13                     | 38.5                                 | 47          | 10.6                                 | 53               | 0.0                                  |
|                 |      |                     | 26.1                                 |                  | 0.0                                  |                        | 0.0                                  |             | 25.5                                 |                  | 0.0                                  |
|                 |      |                     | 26.1                                 |                  | 53.8                                 |                        | 61.5                                 |             | 63.8                                 |                  | 100.0                                |
|                 | 2023 | 20                  | 60.0                                 | 20               | 45.0                                 | 33                     | 12.1                                 | 34          | 14.7                                 | 0                |                                      |
|                 |      |                     | 0.0                                  |                  | 0.0                                  |                        | 24.2                                 |             | 41.2                                 |                  |                                      |
|                 |      |                     | 40.0                                 |                  | 55.0                                 |                        | 63.6                                 |             | 44.1                                 |                  |                                      |
| Wave 2<br>(MOY) | 2021 | 21                  | 42.9                                 | 16               | 50.0                                 | 16                     | 12.5                                 | 49          | 18.4                                 | 42               | 14.3                                 |
|                 |      |                     | 4.8                                  |                  | 0.0                                  |                        | 0.0                                  |             | 6.1                                  |                  | 0.0                                  |
|                 |      |                     | 42.9                                 |                  | 50.0                                 |                        | 87.5                                 |             | 75.5                                 |                  | 85.7                                 |
|                 | 2022 | 24                  | 25.0                                 | 13               | 38.5                                 | 13                     | 7.7                                  | 56          | 5.4                                  | 56               | 5.4                                  |
|                 |      |                     | 8.3                                  |                  | 0.0                                  |                        | 0.0                                  |             | 32.1                                 |                  | 5.4                                  |
|                 |      |                     | 62.5                                 |                  | 61.5                                 |                        | 92.3                                 |             | 62.5                                 |                  | 89.3                                 |
|                 | 2023 | 20                  | 30.0                                 | 20               | 15.0                                 | 34                     | 0.0                                  | 34          | 5.9                                  | 37               | 0.0                                  |
|                 |      |                     | 0.0                                  |                  | 0.0                                  |                        | 2.9                                  |             | 41.2                                 |                  | 2.7                                  |
|                 |      |                     | 70.0                                 |                  | 85.0                                 |                        | 97.1                                 |             | 52.9                                 |                  | 97.3                                 |
| Wave 3<br>(EOY) | 2021 | 17                  | 0.0                                  | 14               | 14.3                                 | 14                     | 0.0                                  | 49          | 6.1                                  | 51               | 15.7                                 |
|                 |      |                     | 0.0                                  |                  | 0.0                                  |                        | 0.0                                  |             | 16.3                                 |                  | 2.0                                  |
|                 |      |                     | 100.0                                |                  | 85.7                                 |                        | 100.0                                |             | 77.6                                 |                  | 82.4                                 |
|                 | 2022 | 25                  | 8.0                                  | 13               | 7.7                                  | 13                     | 0.0                                  | 58          | 5.2                                  | 58               | 5.2                                  |
|                 |      |                     | 4.0                                  |                  | 0.0                                  |                        | 0.0                                  |             | 25.9                                 |                  | 5.2                                  |
|                 |      |                     | 88.0                                 |                  | 92.3                                 |                        | 100.0                                |             | 69.0                                 |                  | 89.7                                 |
|                 | 2023 | 20                  | 15.0                                 | 19               | 15.8                                 | 33                     | 3.0                                  | 33          | 6.1                                  | 48               | 2.1                                  |
|                 |      |                     | 0.0                                  |                  | 0.0                                  |                        | 0.0                                  |             | 42.4                                 |                  | 2.1                                  |
|                 |      |                     | 85.0                                 |                  | 84.2                                 |                        | 97.0                                 |             | 51.5                                 |                  | 95.8                                 |

PERCENTAGE BY NEED FOR INTERVENTION

| Wave            | Year | Rapid Letter Naming |                                      |    | Rapid Vocabulary |                                      | Phonological Awareness |                                      | Mathematics |                                      | Social Emotional |                                      |
|-----------------|------|---------------------|--------------------------------------|----|------------------|--------------------------------------|------------------------|--------------------------------------|-------------|--------------------------------------|------------------|--------------------------------------|
|                 |      | N Tested            | % Support<br>% Monitor<br>% On Track |    | N Tested         | % Support<br>% Monitor<br>% On Track | N Tested               | % Support<br>% Monitor<br>% On Track | N Tested    | % Support<br>% Monitor<br>% On Track | N Tested         | % Support<br>% Monitor<br>% On Track |
| Wave 1<br>(BOY) | 2021 | 26                  | 53.8                                 | 14 | 78.6             | 19                                   | 5.3                    | 0                                    |             | 15                                   | 0.0              |                                      |
|                 |      |                     | 7.7                                  |    | 0.0              |                                      | 0.0                    |                                      |             |                                      | 0.0              |                                      |
|                 |      |                     | 23.1                                 |    | 21.4             |                                      | 94.7                   |                                      |             |                                      | 100.0            |                                      |
|                 | 2022 | 27                  | 44.4                                 | 19 | 94.7             | 19                                   | 0.0                    | 5                                    | *           | 0                                    |                  |                                      |
|                 |      |                     | 22.2                                 |    | 0.0              |                                      | 0.0                    |                                      | *           |                                      |                  |                                      |
|                 |      |                     | 25.9                                 |    | 5.3              |                                      | 100.0                  |                                      | *           |                                      |                  |                                      |
|                 | 2023 | 22                  | 50.0                                 | 22 | 77.3             | 35                                   | 40.0                   | 35                                   | 20.0        | 0                                    |                  |                                      |
|                 |      |                     | 0.0                                  |    | 0.0              |                                      | 34.3                   |                                      | 37.1        |                                      |                  |                                      |
|                 |      |                     | 50.0                                 |    | 22.7             |                                      | 25.7                   |                                      | 42.9        |                                      |                  |                                      |
| Wave 2<br>(MOY) | 2021 | 30                  | 40.0                                 | 25 | 76.0             | 25                                   | 12.0                   | 0                                    |             | 0                                    |                  |                                      |
|                 |      |                     | 0.0                                  |    | 0.0              |                                      | 0.0                    |                                      |             |                                      | 0.0              |                                      |
|                 |      |                     | 56.7                                 |    | 24.0             |                                      | 88.0                   |                                      |             |                                      |                  |                                      |
|                 | 2022 | 32                  | 31.3                                 | 20 | 80.0             | 20                                   | 0.0                    | 0                                    |             | 0                                    |                  |                                      |
|                 |      |                     | 9.4                                  |    | 0.0              |                                      | 0.0                    |                                      |             |                                      | 0.0              |                                      |
|                 |      |                     | 56.3                                 |    | 20.0             |                                      | 100.0                  |                                      |             |                                      |                  |                                      |
|                 | 2023 | 35                  | 14.3                                 | 23 | 91.3             | 37                                   | 21.6                   | 37                                   | 13.5        | 36                                   | 5.6              |                                      |
|                 |      |                     | 11.4                                 |    | 0.0              |                                      | 32.4                   |                                      | 37.8        |                                      | 0.0              |                                      |
|                 |      |                     | 68.6                                 |    | 8.7              |                                      | 45.9                   |                                      | 48.6        |                                      | 94.4             |                                      |
| Wave 3<br>(EOY) | 2021 | 33                  | 15.2                                 | 25 | 72.0             | 25                                   | 12.0                   | 0                                    |             | 0                                    |                  |                                      |
|                 |      |                     | 0.0                                  |    | 0.0              |                                      | 0.0                    |                                      |             |                                      | 0.0              |                                      |
|                 |      |                     | 84.8                                 |    | 28.0             |                                      | 88.0                   |                                      |             |                                      |                  |                                      |
|                 | 2022 | 33                  | 12.1                                 | 19 | 84.2             | 20                                   | 10.0                   | 0                                    |             | 0                                    |                  |                                      |
|                 |      |                     | 3.0                                  |    | 0.0              |                                      | 0.0                    |                                      |             |                                      | 0.0              |                                      |
|                 |      |                     | 84.8                                 |    | 15.8             |                                      | 90.0                   |                                      |             |                                      |                  |                                      |
|                 | 2023 | 24                  | 12.5                                 | 23 | 82.6             | 37                                   | 27.0                   | 37                                   | 13.5        | 23                                   | 17.4             |                                      |
|                 |      |                     | 0.0                                  |    | 0.0              |                                      | 21.6                   |                                      | 37.8        |                                      | 0.0              |                                      |
|                 |      |                     | 87.5                                 |    | 17.4             |                                      | 51.4                   |                                      | 48.6        |                                      | 82.6             |                                      |

PERFORMANCE IN 2023

PROGRESSION FROM 2022 TO 2023

| Grade 2022-23 | Domain:       | Listening |      | Speaking |      | Writing |      | Reading |      | Composite |      |
|---------------|---------------|-----------|------|----------|------|---------|------|---------|------|-----------|------|
| (N Rated)     | 2023 Level    | N         | %    | N        | %    | N       | %    | N       | %    | N         | %    |
| KN<br>(18)    | Beginning     | 1         | 5.6  | 5        | 27.8 | 16      | 88.9 | 16      | 88.9 | 5         | 27.8 |
|               | Intermediate  | 7         | 38.9 | 4        | 22.2 | 1       | 5.6  | 1       | 5.6  | 12        | 66.7 |
|               | Advanced      | 9         | 50.0 | 7        | 38.9 | 1       | 5.6  | 0       | 0.0  | 0         | 0.0  |
|               | Advanced High | 1         | 5.6  | 2        | 11.1 | 0       | 0.0  | 1       | 5.6  | 1         | 5.6  |
| 1<br>(24)     | Beginning     | 1         | 4.2  | 3        | 12.5 | 16      | 66.7 | 15      | 62.5 | 3         | 12.5 |
|               | Intermediate  | 7         | 29.2 | 7        | 29.2 | 6       | 25.0 | 5       | 20.8 | 14        | 58.3 |
|               | Advanced      | 10        | 41.7 | 8        | 33.3 | 2       | 8.3  | 3       | 12.5 | 6         | 25.0 |
|               | Advanced High | 6         | 25.0 | 6        | 25.0 | 0       | 0.0  | 1       | 4.2  | 1         | 4.2  |
| 2<br>(11)     | Beginning     | 1         | 9.1  | 4        | 36.4 | 2       | 18.2 | 2       | 18.2 | 1         | 9.1  |
|               | Intermediate  | 0         | 0.0  | 7        | 63.6 | 8       | 72.7 | 9       | 81.8 | 9         | 81.8 |
|               | Advanced      | 4         | 36.4 | 0        | 0.0  | 1       | 9.1  | 0       | 0.0  | 1         | 9.1  |
|               | Advanced High | 6         | 54.5 | 0        | 0.0  | 0       | 0.0  | 0       | 0.0  | 0         | 0.0  |
| 3<br>(24)     | Beginning     | 0         | 0.0  | 6        | 25.0 | 6       | 25.0 | 7       | 29.2 | 3         | 12.5 |
|               | Intermediate  | 3         | 12.5 | 10       | 41.7 | 11      | 45.8 | 5       | 20.8 | 11        | 45.8 |
|               | Advanced      | 4         | 16.7 | 7        | 29.2 | 6       | 25.0 | 8       | 33.3 | 6         | 25.0 |
|               | Advanced High | 17        | 70.8 | 1        | 4.2  | 1       | 4.2  | 4       | 16.7 | 4         | 16.7 |
| 4<br>(21)     | Beginning     | 6         | 28.6 | 5        | 23.8 | 5       | 23.8 | 3       | 14.3 | 3         | 14.3 |
|               | Intermediate  | 6         | 28.6 | 5        | 23.8 | 12      | 57.1 | 11      | 52.4 | 11        | 52.4 |
|               | Advanced      | 5         | 23.8 | 9        | 42.9 | 4       | 19.0 | 7       | 33.3 | 7         | 33.3 |
|               | Advanced High | 4         | 19.0 | 2        | 9.5  | 0       | 0.0  | 0       | 0.0  | 0         | 0.0  |


| Number Rated Both Years | 2022 Level    |     |     |     |          |
|-------------------------|---------------|-----|-----|-----|----------|
| N (%) Progressed        | 2023 Level    | Beg | Int | Adv | Adv High |
| -                       | Beginning     | -   |     |     |          |
|                         | Intermediate  | -   | -   |     |          |
|                         | Advanced      | -   | -   | -   |          |
|                         | Advanced High | -   | -   | -   |          |
| 23<br>8 (34.8%)         | Beginning     | 2   |     |     |          |
|                         | Intermediate  | 1   | 13  |     |          |
|                         | Advanced      | 1   | 5   | 0   |          |
|                         | Advanced High | 0   | 1   | 0   |          |
| 10<br>3 (30.0%)         | Beginning     | 0   |     |     |          |
|                         | Intermediate  | 3   | 6   |     |          |
|                         | Advanced      | 0   | 0   | 1   |          |
|                         | Advanced High | 0   | 0   | 0   |          |
| 23<br>10 (43.5%)        | Beginning     | 2   |     |     |          |
|                         | Intermediate  | 1   | 10  |     |          |
|                         | Advanced      | 0   | 5   | 1   |          |
|                         | Advanced High | 0   | 1   | 3   |          |
| 21<br>4 (19.0%)         | Beginning     | 3   |     |     |          |
|                         | Intermediate  | 1   | 10  |     |          |
|                         | Advanced      | 0   | 3   | 4   |          |
|                         | Advanced High | 0   | 0   | 0   |          |

**PERFORMANCE IN 2023**

| Grade<br>2022-23<br><br>(N Rated) | Domain:       | Listening |      | Speaking |      | Writing |      | Reading |      | Composite |      |
|-----------------------------------|---------------|-----------|------|----------|------|---------|------|---------|------|-----------|------|
|                                   | 2023 Level    | N         | %    | N        | %    | N       | %    | N       | %    | N         | %    |
| 5<br><br>(22)                     | Beginning     | 4         | 18.2 | 10       | 45.5 | 7       | 31.8 | 3       | 13.6 | 5         | 22.7 |
|                                   | Intermediate  | 7         | 31.8 | 7        | 31.8 | 9       | 40.9 | 10      | 45.5 | 9         | 40.9 |
|                                   | Advanced      | 5         | 22.7 | 5        | 22.7 | 5       | 22.7 | 2       | 9.1  | 5         | 22.7 |
|                                   | Advanced High | 6         | 27.3 | 0        | 0.0  | 1       | 4.5  | 7       | 31.8 | 3         | 13.6 |
| ALL<br><br>(120)                  | Beginning     | 13        | 10.8 | 33       | 27.5 | 52      | 43.3 | 46      | 38.3 | 20        | 16.7 |
|                                   | Intermediate  | 30        | 25.0 | 40       | 33.3 | 47      | 39.2 | 41      | 34.2 | 66        | 55.0 |
|                                   | Advanced      | 37        | 30.8 | 36       | 30.0 | 19      | 15.8 | 20      | 16.7 | 25        | 20.8 |
|                                   | Advanced High | 40        | 33.3 | 11       | 9.2  | 2       | 1.7  | 13      | 10.8 | 9         | 7.5  |

**PROGRESSION FROM 2022 TO 2023**

| Number Rated<br>Both Years<br><br>N (%) Progressed | 2023 Level    | 2022 Level |     |     |          |
|--|---------------|------------|-----|-----|----------|
|  |               | Beg        | Int | Adv | Adv High |
| 22<br><br>6 (27.3%)                                | Beginning     | 5          |     |     |          |
|  | Intermediate  | 1          | 8   |     |          |
|  | Advanced      | 0          | 2   | 3   |          |
|  | Advanced High | 0          | 0   | 3   |          |
| 99<br><br>31 (31.3%)                               | Beginning     | 12         |     |     |          |
|  | Intermediate  | 7          | 47  |     |          |
|  | Advanced      | 1          | 15  | 9   |          |
|  | Advanced High | 0          | 2   | 6   |          |

 Indicates students who progressed at least one level from 2022 to 2023.

**SEMESTER 1 TESTS**

| Number Tested | Averages        |             |             |                      | % Passing |        | District % Passing |        |
|---------------|-----------------|-------------|-------------|----------------------|-----------|--------|--------------------|--------|
|               | % Items Correct | Scale Score | Course Mark | Course Mark (no ACP) | ACP       | Course | ACP                | Course |

**SEMESTER 2 TESTS**

| Number Tested | Averages        |             |             |                      | % Passing |        | District % Passing |        |
|---------------|-----------------|-------------|-------------|----------------------|-----------|--------|--------------------|--------|
|               | % Items Correct | Scale Score | Course Mark | Course Mark (no ACP) | ACP       | Course | ACP                | Course |

**Elementary School Exams**

**GRADE 3 LANGUAGE ARTS READING**

|    |      |      |      |  |      |      |      |      |
|----|------|------|------|--|------|------|------|------|
| 36 | 49.1 | 68.8 | 80.7 |  | 44.4 | 88.9 | 42.5 | 87.9 |
|----|------|------|------|--|------|------|------|------|

**GRADE 3 LANGUAGE ARTS READING**

|  |  |  |  |  |  |  |  |  |
|--|--|--|--|--|--|--|--|--|
|  |  |  |  |  |  |  |  |  |
|--|--|--|--|--|--|--|--|--|

**GRADE 3 LANGUAGE ARTS READING SPANISH**

|    |      |      |      |  |      |      |      |      |
|----|------|------|------|--|------|------|------|------|
| 23 | 40.7 | 65.8 | 78.4 |  | 30.4 | 91.3 | 58.3 | 86.4 |
|----|------|------|------|--|------|------|------|------|

**GRADE 3 LANGUAGE ARTS READING SPANISH**

|  |  |  |  |  |  |  |  |  |
|--|--|--|--|--|--|--|--|--|
|  |  |  |  |  |  |  |  |  |
|--|--|--|--|--|--|--|--|--|

**GRADE 3 MATHEMATICS**

|    |      |      |      |  |      |      |      |      |
|----|------|------|------|--|------|------|------|------|
| 58 | 58.6 | 75.2 | 81.8 |  | 62.1 | 94.8 | 60.9 | 87.0 |
|----|------|------|------|--|------|------|------|------|

**GRADE 3 MATHEMATICS**

|  |  |  |  |  |  |  |  |  |
|--|--|--|--|--|--|--|--|--|
|  |  |  |  |  |  |  |  |  |
|--|--|--|--|--|--|--|--|--|

**GRADE 3 MATHEMATICS SPANISH**

|   |   |   |   |  |   |   |      |   |
|---|---|---|---|--|---|---|------|---|
| 1 | * | * | * |  | * | * | 38.1 | * |
|---|---|---|---|--|---|---|------|---|

**GRADE 3 MATHEMATICS SPANISH**

|  |  |  |  |  |  |  |  |  |
|--|--|--|--|--|--|--|--|--|
|  |  |  |  |  |  |  |  |  |
|--|--|--|--|--|--|--|--|--|

**GRADE 4 LANGUAGE ARTS READING**

|    |      |      |      |  |      |      |      |      |
|----|------|------|------|--|------|------|------|------|
| 43 | 50.5 | 69.7 | 84.5 |  | 51.2 | 95.3 | 54.4 | 89.2 |
|----|------|------|------|--|------|------|------|------|

**GRADE 4 LANGUAGE ARTS READING**

|  |  |  |  |  |  |  |  |  |
|--|--|--|--|--|--|--|--|--|
|  |  |  |  |  |  |  |  |  |
|--|--|--|--|--|--|--|--|--|

**GRADE 4 LANGUAGE ARTS READING SPANISH**

|    |      |      |      |  |      |       |      |      |
|----|------|------|------|--|------|-------|------|------|
| 15 | 37.3 | 61.6 | 80.9 |  | 13.3 | 100.0 | 56.7 | 89.4 |
|----|------|------|------|--|------|-------|------|------|

**GRADE 4 LANGUAGE ARTS READING SPANISH**

|  |  |  |  |  |  |  |  |  |
|--|--|--|--|--|--|--|--|--|
|  |  |  |  |  |  |  |  |  |
|--|--|--|--|--|--|--|--|--|

**GRADE 4 MATHEMATICS**

|    |      |      |      |  |      |       |      |      |
|----|------|------|------|--|------|-------|------|------|
| 54 | 55.9 | 72.4 | 81.3 |  | 55.6 | 100.0 | 67.3 | 90.6 |
|----|------|------|------|--|------|-------|------|------|

**GRADE 4 MATHEMATICS**

|  |  |  |  |  |  |  |  |  |
|--|--|--|--|--|--|--|--|--|
|  |  |  |  |  |  |  |  |  |
|--|--|--|--|--|--|--|--|--|

**GRADE 4 MATHEMATICS SPANISH**

|   |   |   |   |  |   |   |      |   |
|---|---|---|---|--|---|---|------|---|
| 4 | * | * | * |  | * | * | 39.9 | * |
|---|---|---|---|--|---|---|------|---|

**GRADE 4 MATHEMATICS SPANISH**

|  |  |  |  |  |  |  |  |  |
|--|--|--|--|--|--|--|--|--|
|  |  |  |  |  |  |  |  |  |
|--|--|--|--|--|--|--|--|--|

**GRADE 5 LANGUAGE ARTS READING**

|    |      |      |      |  |      |      |      |      |
|----|------|------|------|--|------|------|------|------|
| 41 | 59.1 | 76.4 | 85.0 |  | 73.2 | 97.6 | 70.8 | 92.3 |
|----|------|------|------|--|------|------|------|------|

**GRADE 5 LANGUAGE ARTS READING**

|  |  |  |  |  |  |  |  |  |
|--|--|--|--|--|--|--|--|--|
|  |  |  |  |  |  |  |  |  |
|--|--|--|--|--|--|--|--|--|

**GRADE 5 LANGUAGE ARTS READING SPANISH**

|   |      |      |      |  |      |      |      |      |
|---|------|------|------|--|------|------|------|------|
| 9 | 62.1 | 76.8 | 78.0 |  | 66.7 | 88.9 | 78.0 | 92.2 |
|---|------|------|------|--|------|------|------|------|

**GRADE 5 LANGUAGE ARTS READING SPANISH**

|  |  |  |  |  |  |  |  |  |
|--|--|--|--|--|--|--|--|--|
|  |  |  |  |  |  |  |  |  |
|--|--|--|--|--|--|--|--|--|

**SEMESTER 1 TESTS**

| Number Tested | Averages        |             |             |                      | % Passing |        | District % Passing |        |
|---------------|-----------------|-------------|-------------|----------------------|-----------|--------|--------------------|--------|
|               | % Items Correct | Scale Score | Course Mark | Course Mark (no ACP) | ACP       | Course | ACP                | Course |

**GRADE 5 MATHEMATICS**

|    |      |      |      |  |      |       |      |      |
|----|------|------|------|--|------|-------|------|------|
| 46 | 68.1 | 78.8 | 83.3 |  | 80.4 | 100.0 | 74.1 | 90.2 |
|----|------|------|------|--|------|-------|------|------|

**GRADE 5 MATHEMATICS SPANISH**

|   |   |   |   |  |   |   |      |   |
|---|---|---|---|--|---|---|------|---|
| 4 | * | * | * |  | * | * | 55.0 | * |
|---|---|---|---|--|---|---|------|---|

**GRADE 5 SCIENCE**

|    |      |      |      |  |      |       |      |      |
|----|------|------|------|--|------|-------|------|------|
| 46 | 60.6 | 70.4 | 87.4 |  | 56.5 | 100.0 | 72.5 | 94.5 |
|----|------|------|------|--|------|-------|------|------|

**GRADE 5 SCIENCE SPANISH**

|   |   |   |   |  |   |   |      |   |
|---|---|---|---|--|---|---|------|---|
| 4 | * | * | * |  | * | * | 63.1 | * |
|---|---|---|---|--|---|---|------|---|

**SEMESTER 2 TESTS**

| Number Tested | Averages        |             |             |                      | % Passing |        | District % Passing |        |
|---------------|-----------------|-------------|-------------|----------------------|-----------|--------|--------------------|--------|
|               | % Items Correct | Scale Score | Course Mark | Course Mark (no ACP) | ACP       | Course | ACP                | Course |

**GRADE 5 MATHEMATICS**

|  |  |  |  |  |  |  |  |  |
|--|--|--|--|--|--|--|--|--|
|  |  |  |  |  |  |  |  |  |
|--|--|--|--|--|--|--|--|--|

**GRADE 5 MATHEMATICS SPANISH**

|  |  |  |  |  |  |  |  |  |
|--|--|--|--|--|--|--|--|--|
|  |  |  |  |  |  |  |  |  |
|--|--|--|--|--|--|--|--|--|

**GRADE 5 SCIENCE**

|  |  |  |  |  |  |  |  |  |
|--|--|--|--|--|--|--|--|--|
|  |  |  |  |  |  |  |  |  |
|--|--|--|--|--|--|--|--|--|

**GRADE 5 SCIENCE SPANISH**

|  |  |  |  |  |  |  |  |  |
|--|--|--|--|--|--|--|--|--|
|  |  |  |  |  |  |  |  |  |
|--|--|--|--|--|--|--|--|--|