

Grades Served 9-12 **Student Enrollment Details** 999 Students Enrolled **District** DALLAS ISD **Address** 2501 FLORA ST, DALLAS, TX 75201

CHANGE OVER TIME

HOW WELL DID THIS SCHOOL PERFORM OVERALL?



91 out of 100

This shows how well this school prepared students for success, both in school and after high school in college, a career, or the military.

CHANGE OVER TIME

2017-18
Met Standard
97 out of 100

2018-19
A
91 out of 100

This section showcases annually the overall grade of this campus to showcase their improvement over time. The overall grade is based on performance in the three domains listed below.

OVERALL PERFORMANCE DETAILS


STUDENT ACHIEVEMENT



97 out of 100

Student Achievement shows how much students know and are able to do at the end of the school year.


SCHOOL PROGRESS



92 out of 100

School Progress shows how students perform over time and how that growth compares to similar schools.

CLOSING THE GAPS




92 out of 100

The Closing the Gaps domain tells us how well different populations of students in a district are performing.

LOCAL PERFORMANCE DETAILS

ACADEMICS



84 out of 100

CULTURE AND CLIMATE



81 out of 100

LOCALLY DETERMINED



95 out of 100

WHERE DID THIS SCHOOL PERFORM EXCEPTIONALLY WELL?

- ✓ ACADEMIC ACHIEVEMENT IN SCIENCE
- ✗ TOP 25%: COMPARATIVE ACADEMIC GROWTH
- ✓ ACADEMIC ACHIEVEMENT IN MATHEMATICS
- ✓ POST-SECONDARY READINESS

- ✓ ACADEMIC ACHIEVEMENT IN ENGLISH LANGUAGE ARTS/READING
- ✓ TOP 25%: COMPARATIVE CLOSING THE GAPS
- ✓ ACADEMIC ACHIEVEMENT IN SOCIAL STUDIES

HOW ARE SCORES CALCULATED?

STUDENT ACHIEVEMENT

Component	Score	% of grade
STAAR Performance	95	40%
College, Career, and Military Readiness	97	40%
Graduation Rate	100	20%
Total	97	100%

SCHOOL PROGRESS

The higher score of Academic Growth or Relative Performance is used.

Component	Score	% of grade
Academic Growth	83	
Relative Performance	92	100%
Total	92	100%

CLOSING THE GAPS

Component	Score	% of grade
Grade Level Performance	100	50.0%
Academic Growth/Graduation Rate	60	10.0%
English Language Proficiency	100	10.0%
Student Achievement	100	30.0%
Total	92	100%